

**Calibration Laboratory of  
Schmid & Partner  
Engineering AG**  
Zeughausstrasse 43, 8004 Zurich, Switzerland

Name: **5G NR (DFT-s-OFDM, 50% RB, 5 MHz, QPSK, 15 kHz)**

Group: 5G NR FR1 FDD  
UID: 10936-AAA

PAR: <sup>1</sup> **5.90 dB**  
MIF: <sup>2</sup> **-17.91 dB**

Standard Reference: SPEAG  
Category: Random amplitude modulation  
Modulation: QPSK  
Frequency Band: Band n2 (1850 - 1910 MHz)  
Band n2 (824 - 849 MHz)  
Band n25 (1850 - 1915 MHz)  
Band n71 (1710 - 1780 MHz)  
Band n71 (617 - 652 MHz)  
Validation band (0.0 - 6000.0 MHz)

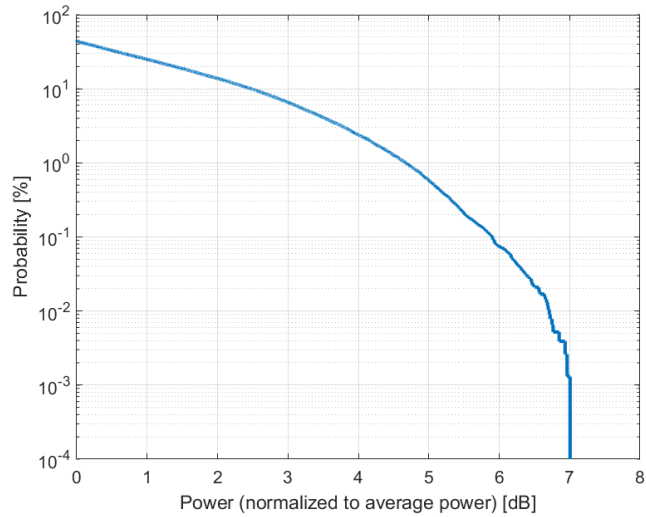
Detailed Specification: Multiplexing Scheme: DFT-s-OFDM  
Modulation Scheme: QPSK  
Subcarrier Spacing: 15 kHz  
Number RBs: 1  
Data Type: PN9

Bandwidth: 5.0 MHz  
Integration Time: 10.0 ms

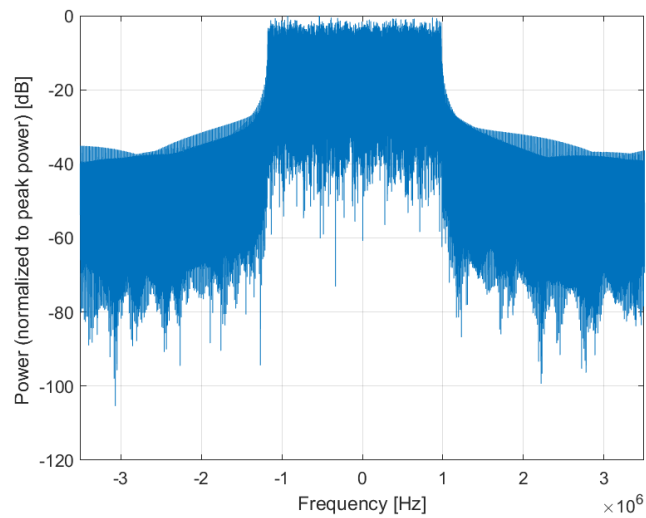
---

<sup>1</sup> PAR (0.1%) in accordance with FCC KDB 971168, Section 6.0 "Measurement of the Peak-to-Average Power Ratio (PAPR)"

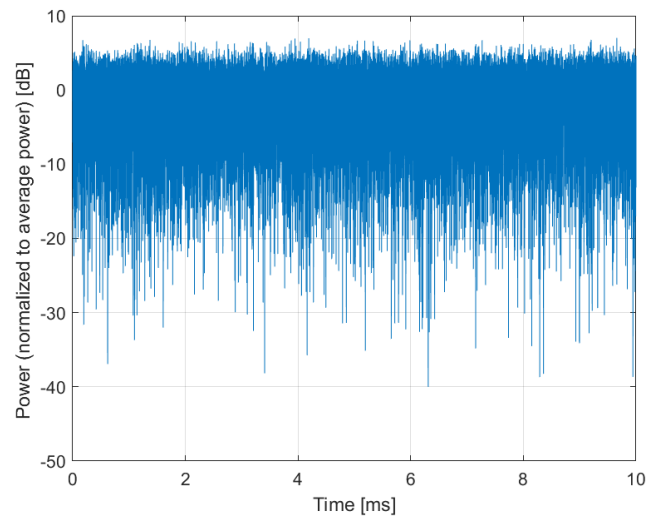
<sup>2</sup> Modulation Interference Factor (MIF) value valid only in conjunction with advanced probe response linearization calibration for the same communication system (same UID and version).



**Complementary Cumulative Distribution Function (CCDF)**



**Frequency Domain**



**Time Domain**

**Calibration Laboratory of  
Schmid & Partner  
Engineering AG**  
Zeughausstrasse 43, 8004 Zurich, Switzerland

Name: **5G NR (DFT-s-OFDM, 50% RB, 10 MHz, QPSK, 15 kHz)**

Group: 5G NR FR1 FDD  
UID: 10937-AAA

PAR: <sup>1</sup> **5.77 dB**  
MIF: <sup>2</sup> **-18.38 dB**

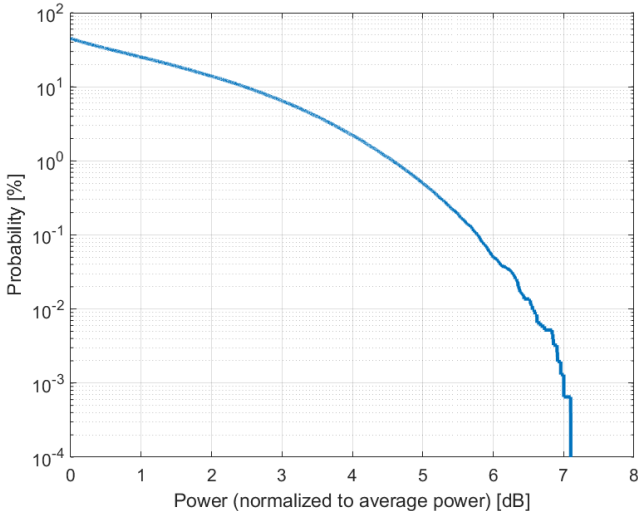
Standard Reference: SPEAG  
Category: Random amplitude modulation  
Modulation: QPSK  
Frequency Band: Band n2 (1850 - 1910 MHz)  
Band n2 (824 - 849 MHz)  
Band n25 (1850 - 1915 MHz)  
Band n71 (1710 - 1780 MHz)  
Band n71 (617 - 652 MHz)  
Validation band (0.0 - 6000.0 MHz)

Detailed Specification: Multiplexing Scheme: DFT-s-OFDM  
Modulation Scheme: QPSK  
Subcarrier Spacing: 15 kHz  
Number RBs: 1  
Data Type: PN9

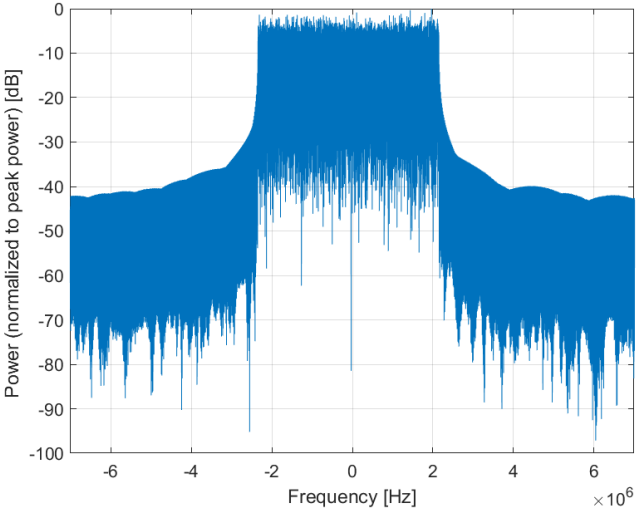
Bandwidth: 10.0 MHz  
Integration Time: 10.0 ms

<sup>1</sup> PAR (0.1%) in accordance with FCC KDB 971168, Section 6.0 "Measurement of the Peak-to-Average Power Ratio (PAPR)"

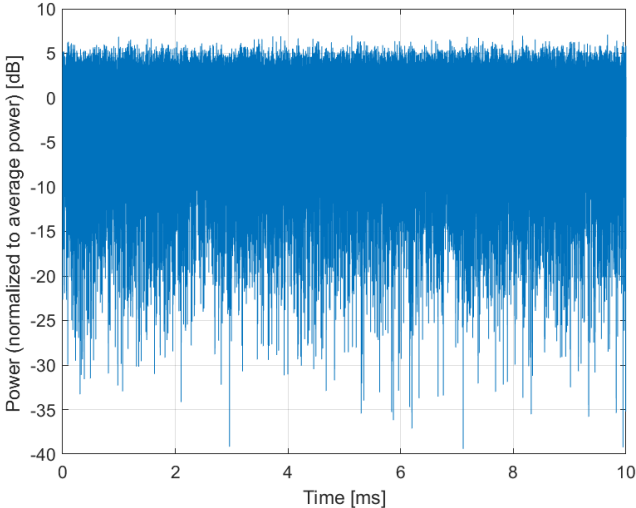
<sup>2</sup> Modulation Interference Factor (MIF) value valid only in conjunction with advanced probe response linearization calibration for the same communication system (same UID and version).



**Complementary Cumulative Distribution Function (CCDF)**



**Frequency Domain**



**Time Domain**

**Calibration Laboratory of  
Schmid & Partner  
Engineering AG**  
Zeughausstrasse 43, 8004 Zurich, Switzerland

Name: **5G NR (DFT-s-OFDM, 50% RB, 15 MHz, QPSK, 15 kHz)**

Group: 5G NR FR1 FDD  
UID: 10938-AAA

PAR: <sup>1</sup> **5.90 dB**  
MIF: <sup>2</sup> **-18.58 dB**

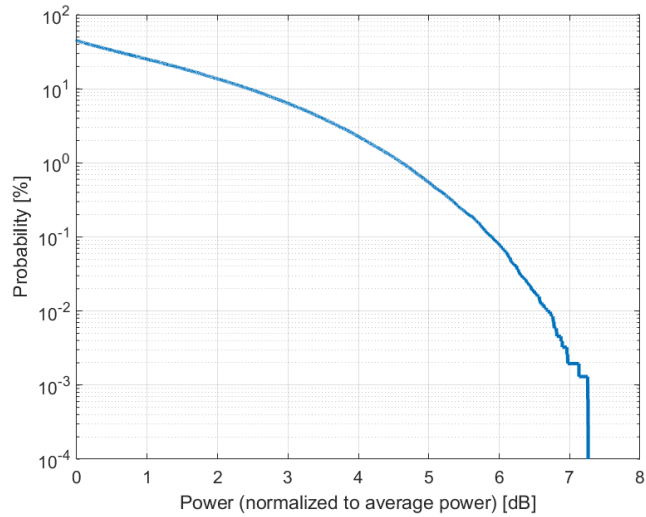
Standard Reference: SPEAG  
Category: Random amplitude modulation  
Modulation: QPSK  
Frequency Band: Band n2 (1850 - 1910 MHz)  
Band n2 (824 - 849 MHz)  
Band n25 (1850 - 1915 MHz)  
Band n71 (1710 - 1780 MHz)  
Band n71 (617 - 652 MHz)  
Validation band (0.0 - 6000.0 MHz)

Detailed Specification: Multiplexing Scheme: DFT-s-OFDM  
Modulation Scheme: QPSK  
Subcarrier Spacing: 15 kHz  
Number RBs: 1  
Data Type: PN9

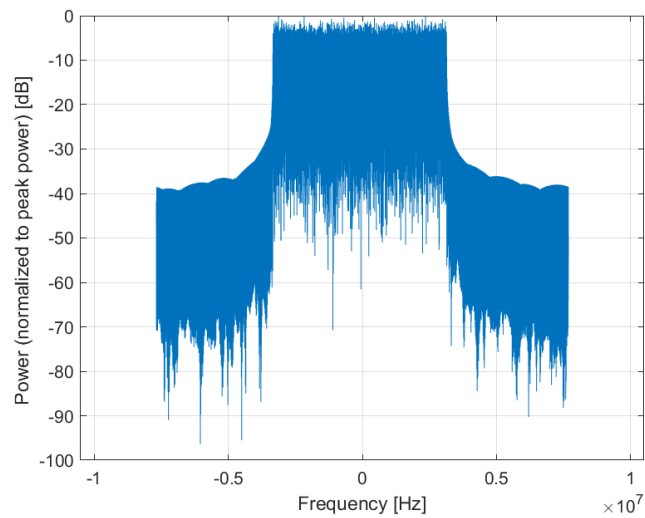
Bandwidth: 15.0 MHz  
Integration Time: 10.0 ms

<sup>1</sup> PAR (0.1%) in accordance with FCC KDB 971168, Section 6.0 "Measurement of the Peak-to-Average Power Ratio (PAPR)"

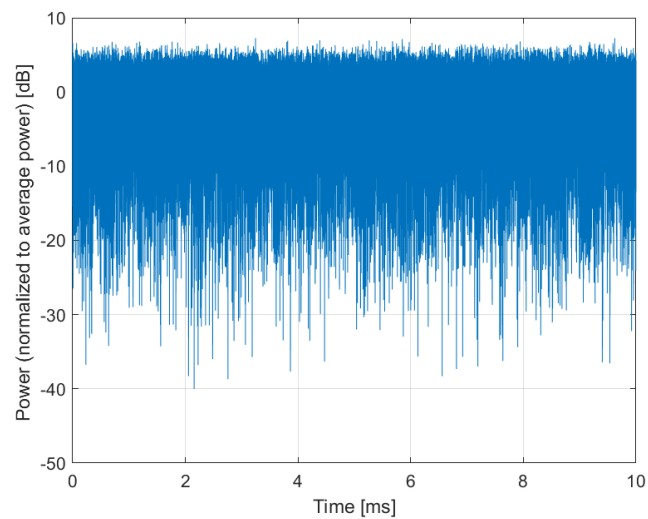
<sup>2</sup> Modulation Interference Factor (MIF) value valid only in conjunction with advanced probe response linearization calibration for the same communication system (same UID and version).



**Complementary Cumulative Distribution Function (CCDF)**



**Frequency Domain**



**Time Domain**

**Calibration Laboratory of  
Schmid & Partner  
Engineering AG**  
Zeughausstrasse 43, 8004 Zurich, Switzerland

Name: **5G NR (DFT-s-OFDM, 50% RB, 20 MHz, QPSK, 15 kHz)**

Group: 5G NR FR1 FDD  
UID: 10939-AAA

PAR: <sup>1</sup> **5.82 dB**  
MIF: <sup>2</sup> **-18.65 dB**

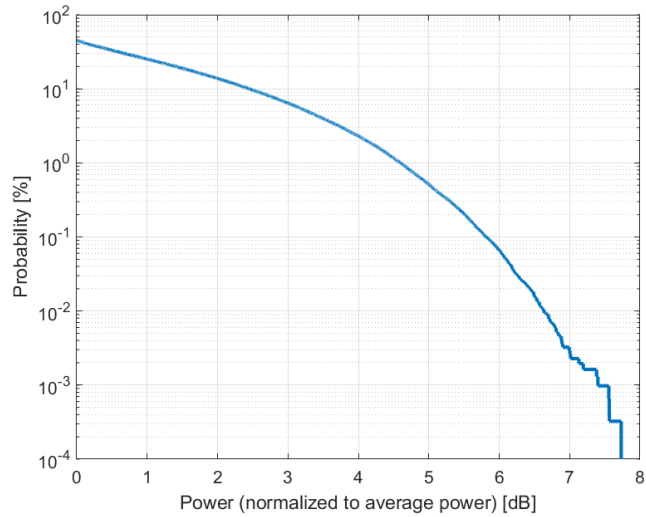
Standard Reference: SPEAG  
Category: Random amplitude modulation  
Modulation: QPSK  
Frequency Band: Band n2 (1850 - 1910 MHz)  
Band n2 (824 - 849 MHz)  
Band n25 (1850 - 1915 MHz)  
Band n71 (1710 - 1780 MHz)  
Band n71 (617 - 652 MHz)  
Validation band (0.0 - 6000.0 MHz)

Detailed Specification: Multiplexing Scheme: DFT-s-OFDM  
Modulation Scheme: QPSK  
Subcarrier Spacing: 15 kHz  
Number RBs: 1  
Data Type: PN9

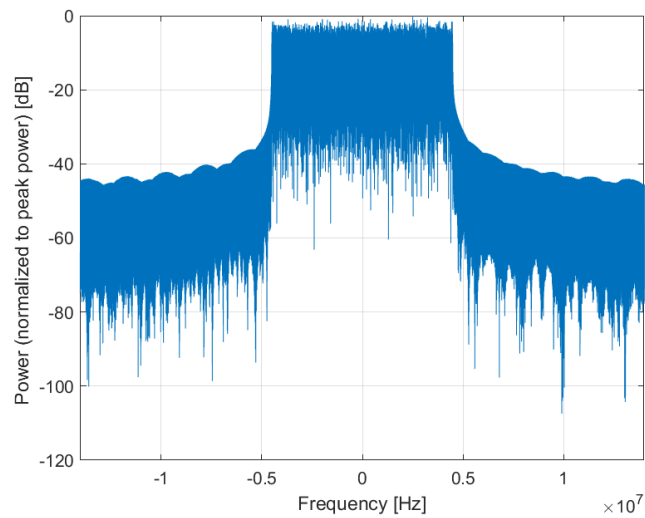
Bandwidth: 20.0 MHz  
Integration Time: 10.0 ms

<sup>1</sup> PAR (0.1%) in accordance with FCC KDB 971168, Section 6.0 "Measurement of the Peak-to-Average Power Ratio (PAPR)"

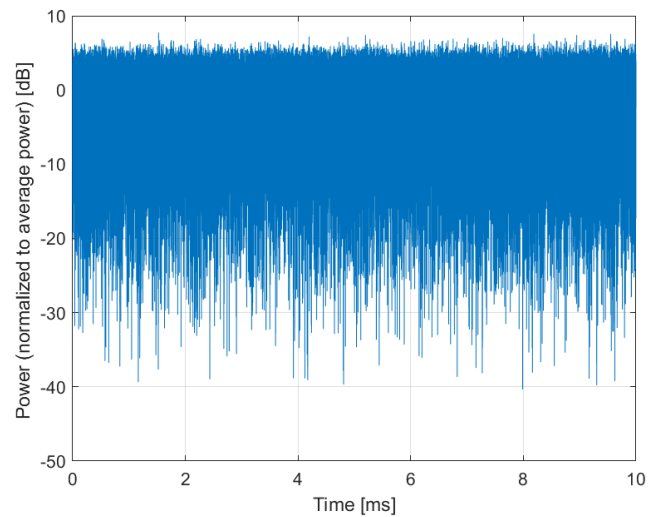
<sup>2</sup> Modulation Interference Factor (MIF) value valid only in conjunction with advanced probe response linearization calibration for the same communication system (same UID and version).



**Complementary Cumulative Distribution Function (CCDF)**



**Frequency Domain**



**Time Domain**



**Calibration Laboratory of  
Schmid & Partner  
Engineering AG**  
Zeughausstrasse 43, 8004 Zurich, Switzerland

Name: **5G NR (DFT-s-OFDM, 50% RB, 25 MHz, QPSK, 15 kHz)**

Group: 5G NR FR1 FDD  
UID: 10940-AAA

PAR: <sup>1</sup> **5.89 dB**  
MIF: <sup>2</sup> **-18.65 dB**

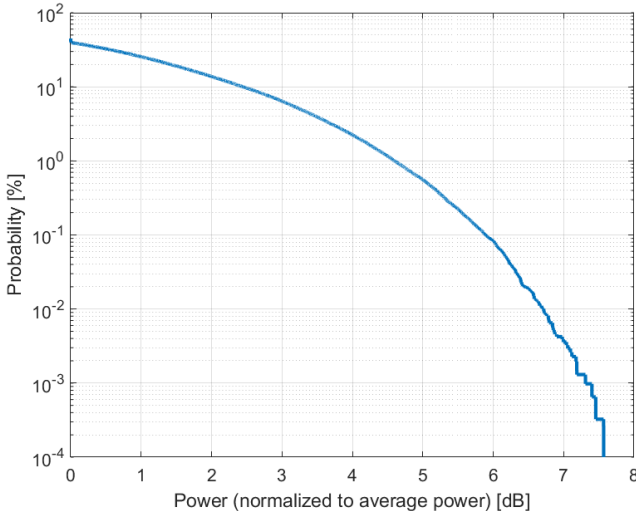
Standard Reference: SPEAG  
Category: Random amplitude modulation  
Modulation: QPSK  
Frequency Band: Band n25 (1850 - 1915 MHz)  
Validation band (0.0 - 6000.0 MHz)

Detailed Specification: Multiplexing Scheme: DFT-s-OFDM  
Modulation Scheme: QPSK  
Subcarrier Spacing: 15 kHz  
Number RBs: 1  
Data Type: PN9

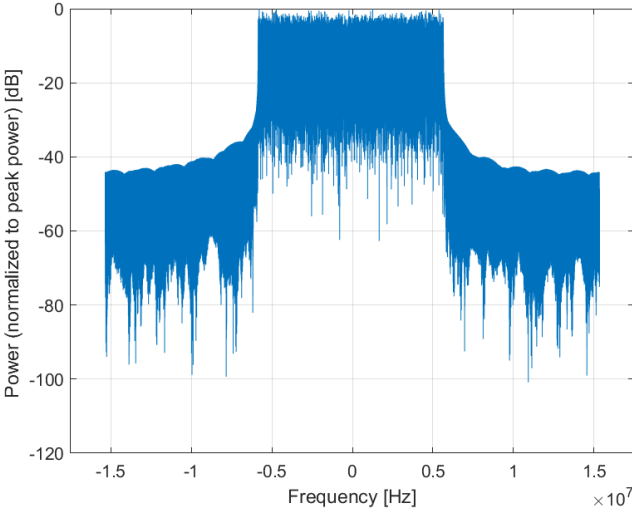
Bandwidth: 25.0 MHz  
Integration Time: 10.0 ms

<sup>1</sup> PAR (0.1%) in accordance with FCC KDB 971168, Section 6.0 "Measurement of the Peak-to-Average Power Ratio (PAPR)"

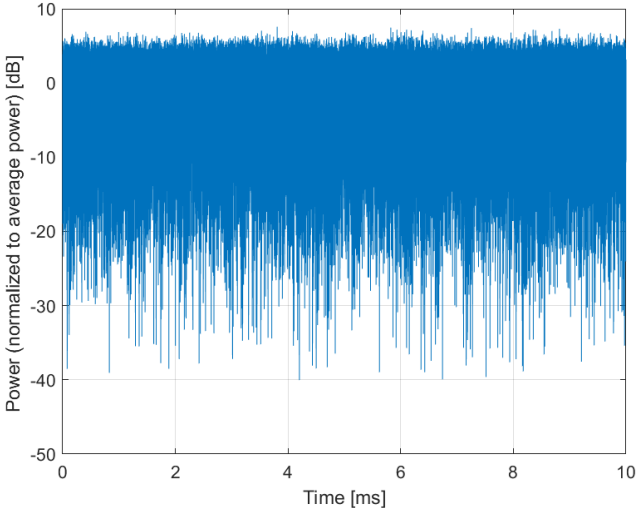
<sup>2</sup> Modulation Interference Factor (MIF) value valid only in conjunction with advanced probe response linearization calibration for the same communication system (same UID and version).



**Complementary Cumulative Distribution Function (CCDF)**



**Frequency Domain**



**Time Domain**

**Calibration Laboratory of  
Schmid & Partner  
Engineering AG**  
Zeughausstrasse 43, 8004 Zurich, Switzerland

Name: **5G NR (DFT-s-OFDM, 50% RB, 30 MHz, QPSK, 15 kHz)**

Group: 5G NR FR1 FDD  
UID: 10941-AAA

PAR: <sup>1</sup> **5.83 dB**  
MIF: <sup>2</sup> **-18.66 dB**

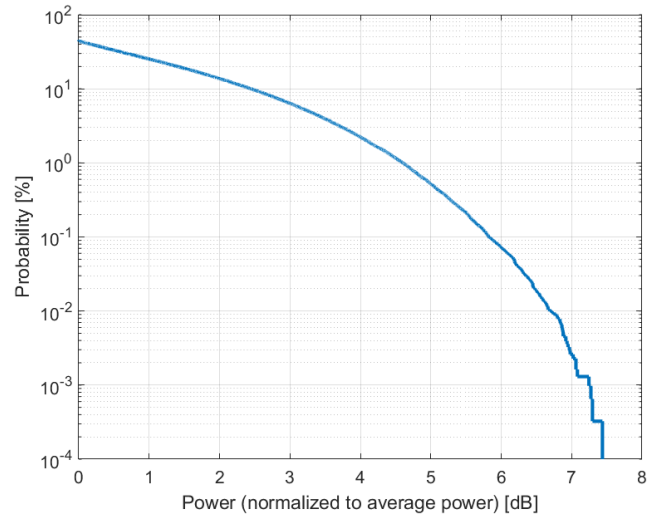
Standard Reference: SPEAG  
Category: Random amplitude modulation  
Modulation: QPSK  
Frequency Band: Band n25 (1850 - 1915 MHz)  
Validation band (0.0 - 6000.0 MHz)

Detailed Specification: Multiplexing Scheme: DFT-s-OFDM  
Modulation Scheme: QPSK  
Subcarrier Spacing: 15 kHz  
Number RBs: 1  
Data Type: PN9

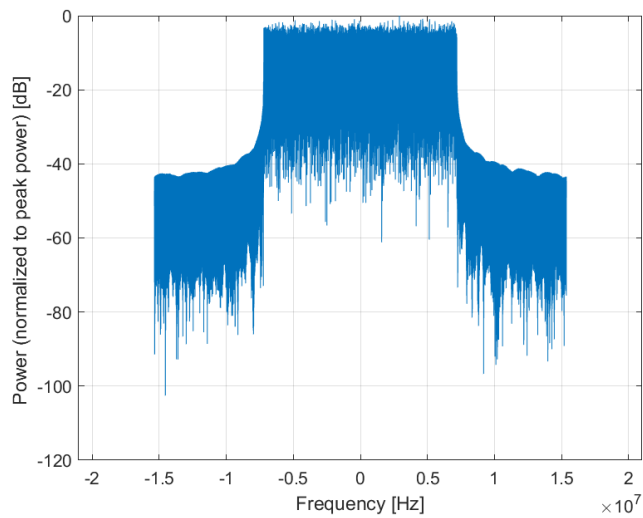
Bandwidth: 30.0 MHz  
Integration Time: 10.0 ms

<sup>1</sup> PAR (0.1%) in accordance with FCC KDB 971168, Section 6.0 "Measurement of the Peak-to-Average Power Ratio (PAPR)"

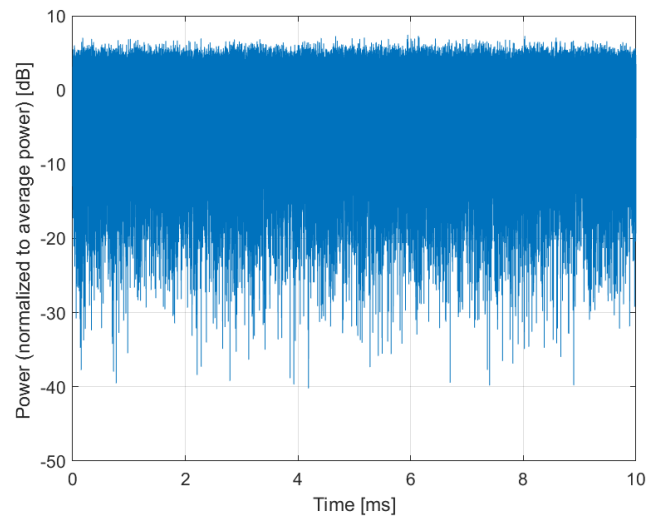
<sup>2</sup> Modulation Interference Factor (MIF) value valid only in conjunction with advanced probe response linearization calibration for the same communication system (same UID and version).



**Complementary Cumulative Distribution Function (CCDF)**



**Frequency Domain**



**Time Domain**

**Calibration Laboratory of  
Schmid & Partner  
Engineering AG**  
Zeughausstrasse 43, 8004 Zurich, Switzerland

Name: **5G NR (DFT-s-OFDM, 50% RB, 40 MHz, QPSK, 15 kHz)**

Group: 5G NR FR1 FDD  
UID: 10942-AAA

PAR: <sup>1</sup> **5.85 dB**  
MIF: <sup>2</sup> **-18.71 dB**

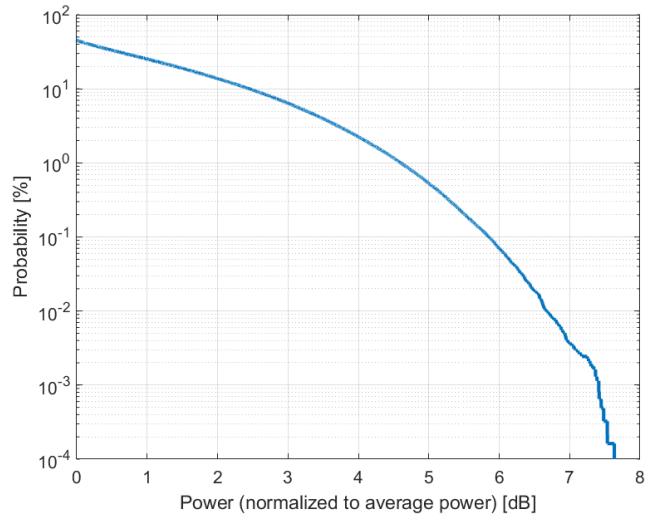
Standard Reference: SPEAG  
Category: Random amplitude modulation  
Modulation: QPSK  
Frequency Band: Band n25 (1850 - 1915 MHz)  
Band n71 (1710 - 1780 MHz)  
Validation band (0.0 - 6000.0 MHz)

Detailed Specification: Multiplexing Scheme: DFT-s-OFDM  
Modulation Scheme: QPSK  
Subcarrier Spacing: 15 kHz  
Number RBs: 1  
Data Type: PN9

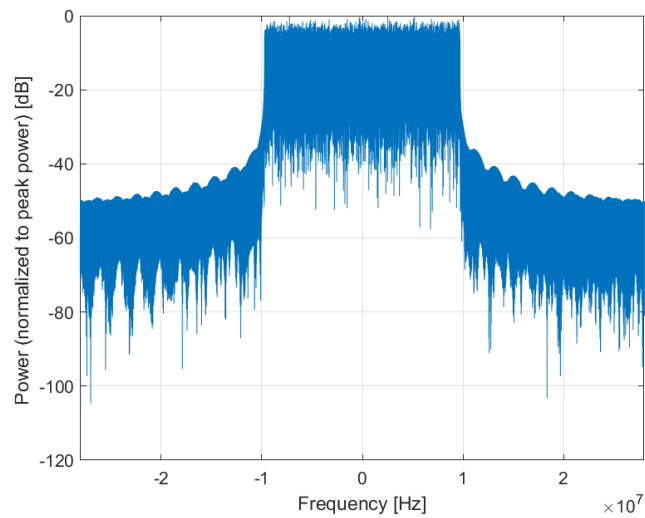
Bandwidth: 40.0 MHz  
Integration Time: 10.0 ms

<sup>1</sup> PAR (0.1%) in accordance with FCC KDB 971168, Section 6.0 "Measurement of the Peak-to-Average Power Ratio (PAPR)"

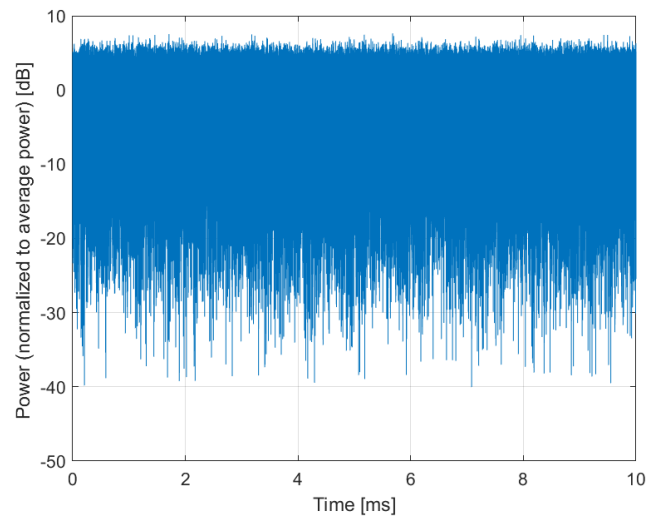
<sup>2</sup> Modulation Interference Factor (MIF) value valid only in conjunction with advanced probe response linearization calibration for the same communication system (same UID and version).



**Complementary Cumulative Distribution Function (CCDF)**



**Frequency Domain**



**Time Domain**

**Calibration Laboratory of  
Schmid & Partner  
Engineering AG**  
Zeughausstrasse 43, 8004 Zurich, Switzerland

Name: **5G NR (DFT-s-OFDM, 50% RB, 50 MHz, QPSK, 15 kHz)**

Group: 5G NR FR1 FDD  
UID: 10943-AAA

PAR: <sup>1</sup> **5.95 dB**  
MIF: <sup>2</sup> **-18.52 dB**

Standard Reference: SPEAG  
Category: Random amplitude modulation  
Modulation: QPSK  
Frequency Band: Validation band (0.0 - 6000.0 MHz)

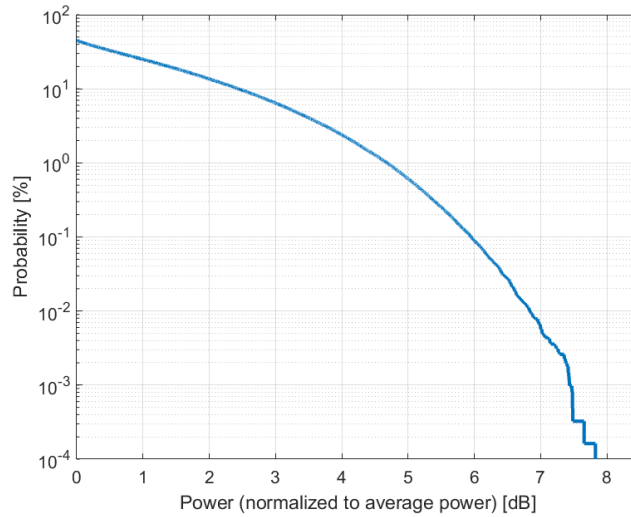
Detailed Specification: Multiplexing Scheme: DFT-s-OFDM  
Modulation Scheme: QPSK  
Subcarrier Spacing: 15 kHz  
Number RBs: 1  
Data Type: PN9

Bandwidth: 50.0 MHz  
Integration Time: 10.0 ms

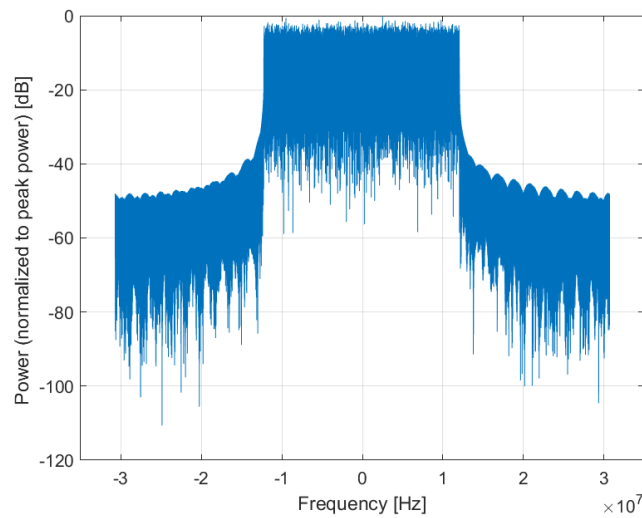
---

<sup>1</sup> PAR (0.1%) in accordance with FCC KDB 971168, Section 6.0 "Measurement of the Peak-to-Average Power Ratio (PAPR)"

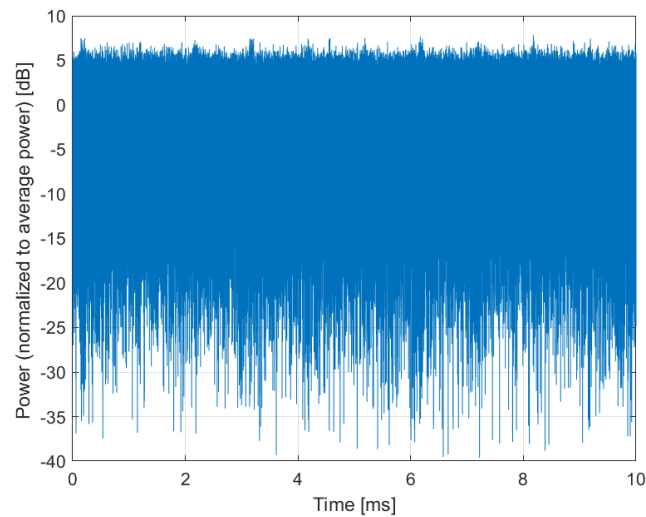
<sup>2</sup> Modulation Interference Factor (MIF) value valid only in conjunction with advanced probe response linearization calibration for the same communication system (same UID and version).



**Complementary Cumulative Distribution Function (CCDF)**



**Frequency Domain**



**Time Domain**



**Calibration Laboratory of  
Schmid & Partner  
Engineering AG**  
Zeughausstrasse 43, 8004 Zurich, Switzerland

Name: **5G NR (DFT-s-OFDM, 100% RB, 5 MHz, QPSK, 15 kHz)**

Group: 5G NR FR1 FDD  
UID: 10944-AAA

PAR: <sup>1</sup> **5.81 dB**  
MIF: <sup>2</sup> **-18.38 dB**

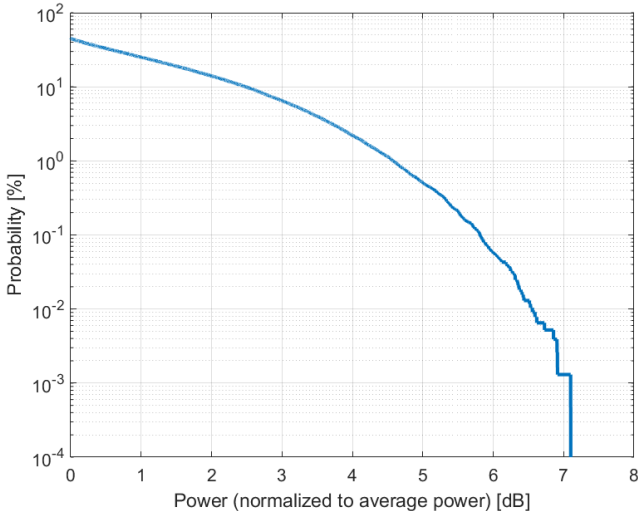
Standard Reference: SPEAG  
Category: Random amplitude modulation  
Modulation: QPSK  
Frequency Band: Band n2 (1850 - 1910 MHz)  
Band n2 (824 - 849 MHz)  
Band n25 (1850 - 1915 MHz)  
Band n71 (1710 - 1780 MHz)  
Band n71 (617 - 652 MHz)  
Validation band (0.0 - 6000.0 MHz)

Detailed Specification: Multiplexing Scheme: DFT-s-OFDM  
Modulation Scheme: QPSK  
Subcarrier Spacing: 15 kHz  
Number RBs: 1  
Data Type: PN9

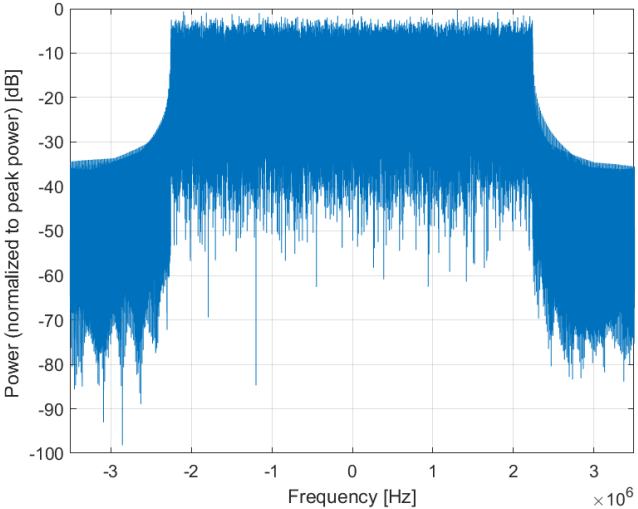
Bandwidth: 5.0 MHz  
Integration Time: 10.0 ms

<sup>1</sup> PAR (0.1%) in accordance with FCC KDB 971168, Section 6.0 "Measurement of the Peak-to-Average Power Ratio (PAPR)"

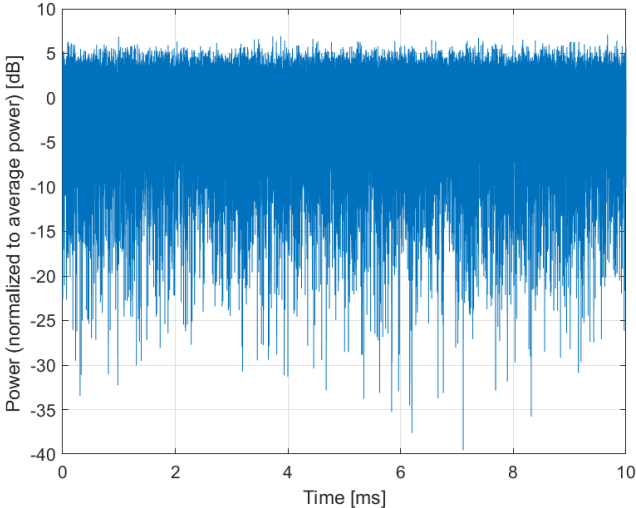
<sup>2</sup> Modulation Interference Factor (MIF) value valid only in conjunction with advanced probe response linearization calibration for the same communication system (same UID and version).



**Complementary Cumulative Distribution Function (CCDF)**



**Frequency Domain**



**Time Domain**

**Calibration Laboratory of  
Schmid & Partner  
Engineering AG**  
Zeughausstrasse 43, 8004 Zurich, Switzerland

Name: **5G NR (DFT-s-OFDM, 100% RB, 10 MHz, QPSK, 15 kHz)**

Group: 5G NR FR1 FDD  
UID: 10945-AAA

PAR: <sup>1</sup> **5.85 dB**  
MIF: <sup>2</sup> **-18.65 dB**

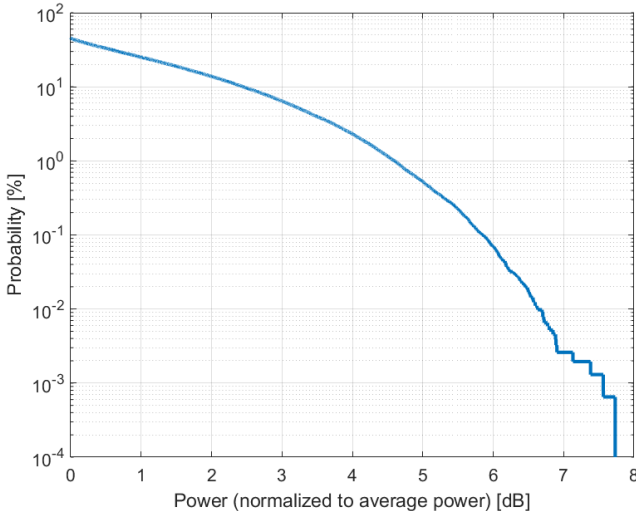
Standard Reference: SPEAG  
Category: Random amplitude modulation  
Modulation: QPSK  
Frequency Band: Band n2 (1850 - 1910 MHz)  
Band n2 (824 - 849 MHz)  
Band n25 (1850 - 1915 MHz)  
Band n71 (1710 - 1780 MHz)  
Band n71 (617 - 652 MHz)  
Validation band (0.0 - 6000.0 MHz)

Detailed Specification: Multiplexing Scheme: DFT-s-OFDM  
Modulation Scheme: QPSK  
Subcarrier Spacing: 15 kHz  
Number RBs: 1  
Data Type: PN9

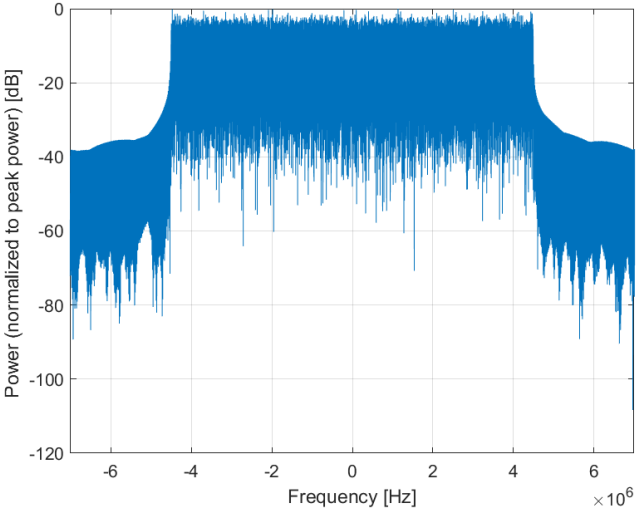
Bandwidth: 10.0 MHz  
Integration Time: 10.0 ms

<sup>1</sup> PAR (0.1%) in accordance with FCC KDB 971168, Section 6.0 "Measurement of the Peak-to-Average Power Ratio (PAPR)"

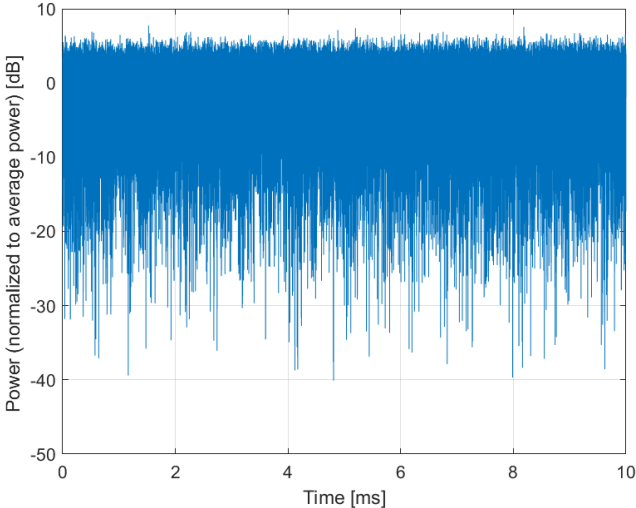
<sup>2</sup> Modulation Interference Factor (MIF) value valid only in conjunction with advanced probe response linearization calibration for the same communication system (same UID and version).



**Complementary Cumulative Distribution Function (CCDF)**



**Frequency Domain**



**Time Domain**

**Calibration Laboratory of  
Schmid & Partner  
Engineering AG**  
Zeughausstrasse 43, 8004 Zurich, Switzerland

Name: **5G NR (DFT-s-OFDM, 100% RB, 15 MHz, QPSK, 15 kHz)**

Group: 5G NR FR1 FDD  
UID: 10946-AAA

PAR: <sup>1</sup> **5.83 dB**  
MIF: <sup>2</sup> **-18.70 dB**

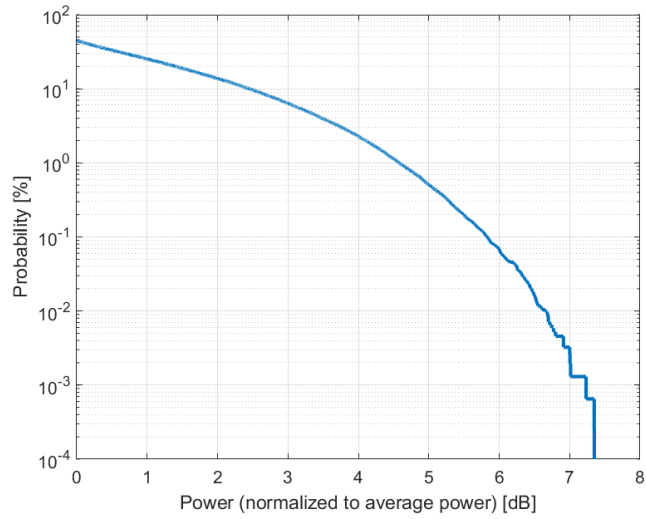
Standard Reference: SPEAG  
Category: Random amplitude modulation  
Modulation: QPSK  
Frequency Band: Band n2 (1850 - 1910 MHz)  
Band n2 (824 - 849 MHz)  
Band n25 (1850 - 1915 MHz)  
Band n71 (1710 - 1780 MHz)  
Band n71 (617 - 652 MHz)  
Validation band (0.0 - 6000.0 MHz)

Detailed Specification: Multiplexing Scheme: DFT-s-OFDM  
Modulation Scheme: QPSK  
Subcarrier Spacing: 15 kHz  
Number RBs: 1  
Data Type: PN9

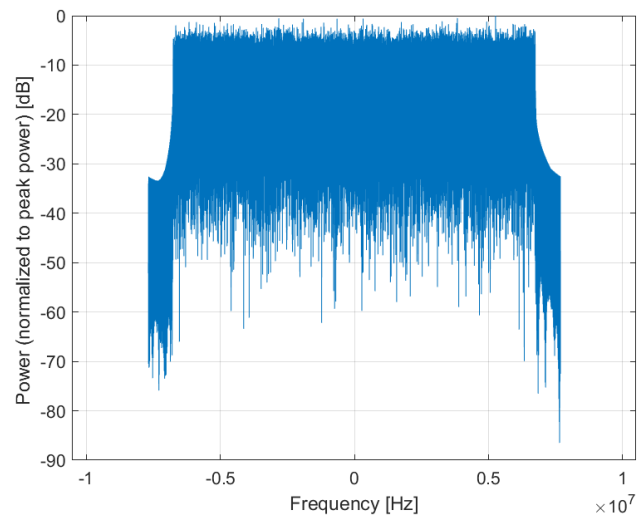
Bandwidth: 15.0 MHz  
Integration Time: 10.0 ms

<sup>1</sup> PAR (0.1%) in accordance with FCC KDB 971168, Section 6.0 "Measurement of the Peak-to-Average Power Ratio (PAPR)"

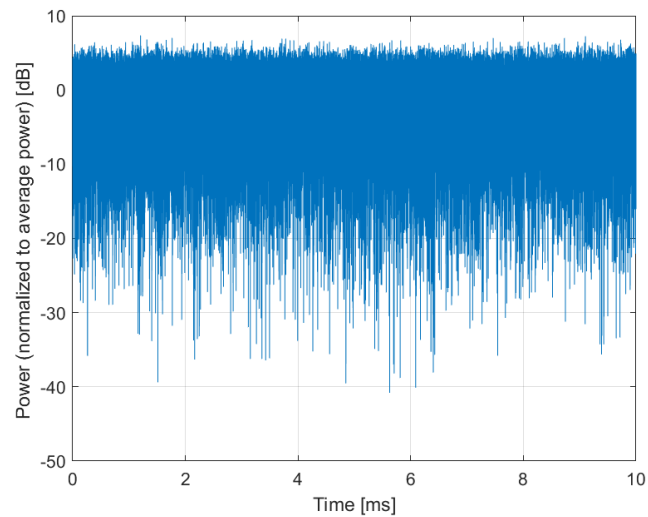
<sup>2</sup> Modulation Interference Factor (MIF) value valid only in conjunction with advanced probe response linearization calibration for the same communication system (same UID and version).



**Complementary Cumulative Distribution Function (CCDF)**



**Frequency Domain**



**Time Domain**

**Calibration Laboratory of  
Schmid & Partner  
Engineering AG**  
Zeughausstrasse 43, 8004 Zurich, Switzerland

Name: **5G NR (DFT-s-OFDM, 100% RB, 20 MHz, QPSK, 15 kHz)**

Group: 5G NR FR1 FDD  
UID: 10947-AAA

PAR: <sup>1</sup> **5.87 dB**  
MIF: <sup>2</sup> **-18.60 dB**

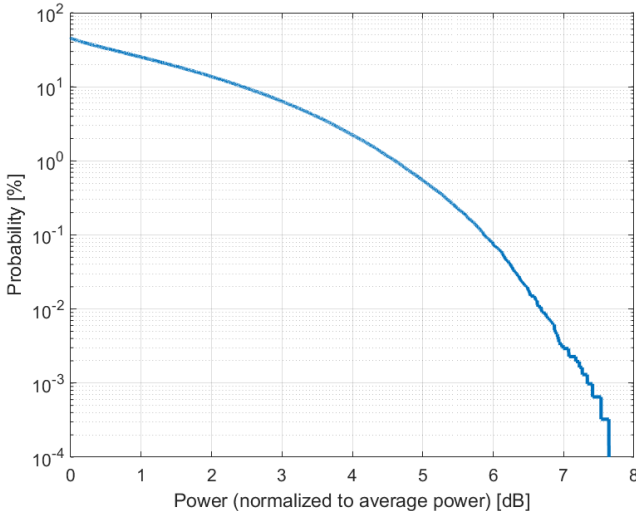
Standard Reference: SPEAG  
Category: Random amplitude modulation  
Modulation: QPSK  
Frequency Band: Band n2 (1850 - 1910 MHz)  
Band n2 (824 - 849 MHz)  
Band n25 (1850 - 1915 MHz)  
Band n71 (1710 - 1780 MHz)  
Band n71 (617 - 652 MHz)  
Validation band (0.0 - 6000.0 MHz)

Detailed Specification: Multiplexing Scheme: DFT-s-OFDM  
Modulation Scheme: QPSK  
Subcarrier Spacing: 15 kHz  
Number RBs: 1  
Data Type: PN9

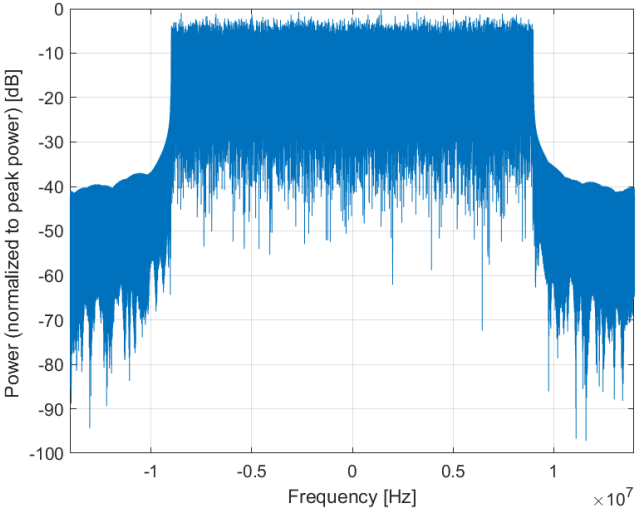
Bandwidth: 20.0 MHz  
Integration Time: 10.0 ms

<sup>1</sup> PAR (0.1%) in accordance with FCC KDB 971168, Section 6.0 "Measurement of the Peak-to-Average Power Ratio (PAPR)"

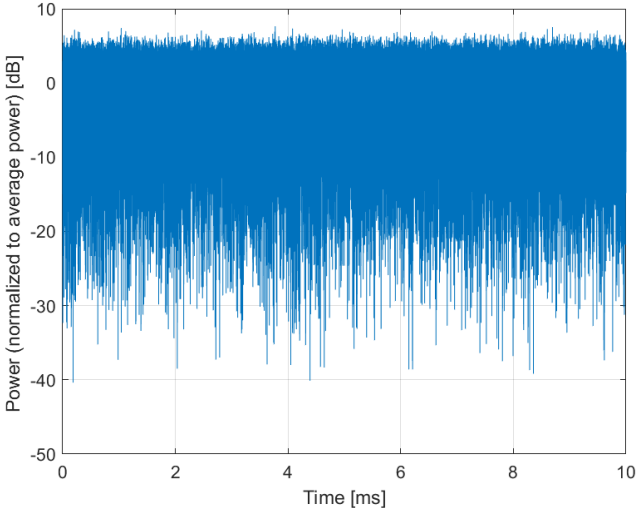
<sup>2</sup> Modulation Interference Factor (MIF) value valid only in conjunction with advanced probe response linearization calibration for the same communication system (same UID and version).



**Complementary Cumulative Distribution Function (CCDF)**



**Frequency Domain**



**Time Domain**



**Calibration Laboratory of  
Schmid & Partner  
Engineering AG**  
Zeughausstrasse 43, 8004 Zurich, Switzerland

Name: **5G NR (DFT-s-OFDM, 100% RB, 25 MHz, QPSK, 15 kHz)**

Group: 5G NR FR1 FDD  
UID: 10948-AAA

PAR: <sup>1</sup> **5.94 dB**  
MIF: <sup>2</sup> **-18.50 dB**

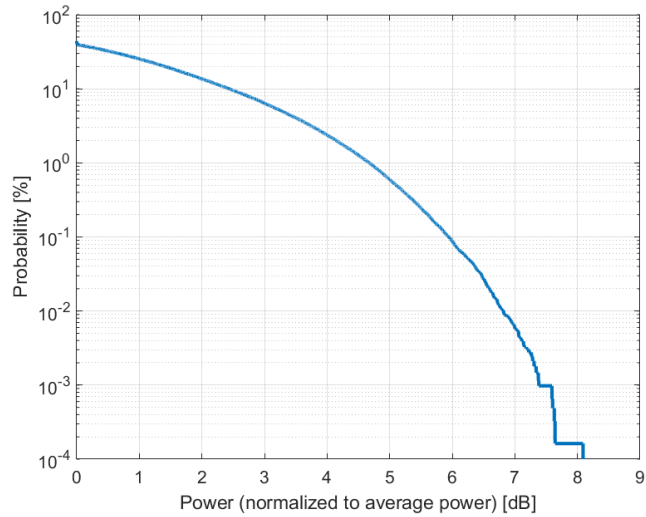
Standard Reference: SPEAG  
Category: Random amplitude modulation  
Modulation: QPSK  
Frequency Band: Band n25 (1850 - 1915 MHz)  
Validation band (0.0 - 6000.0 MHz)

Detailed Specification: Multiplexing Scheme: DFT-s-OFDM  
Modulation Scheme: QPSK  
Subcarrier Spacing: 15 kHz  
Number RBs: 1  
Data Type: PN9

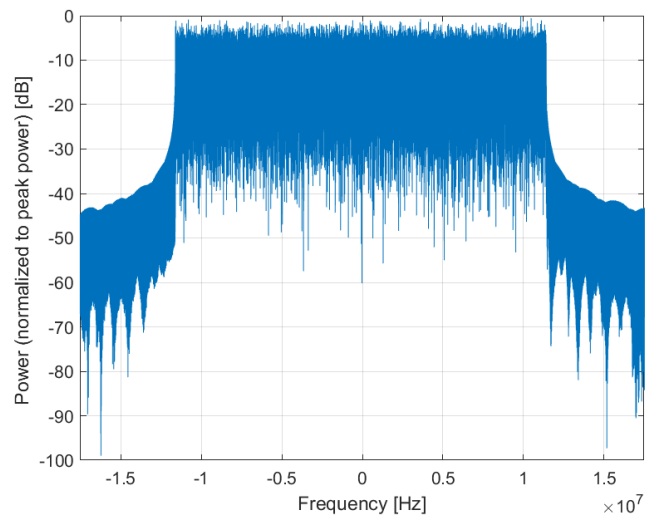
Bandwidth: 25.0 MHz  
Integration Time: 10.0 ms

<sup>1</sup> PAR (0.1%) in accordance with FCC KDB 971168, Section 6.0 "Measurement of the Peak-to-Average Power Ratio (PAPR)"

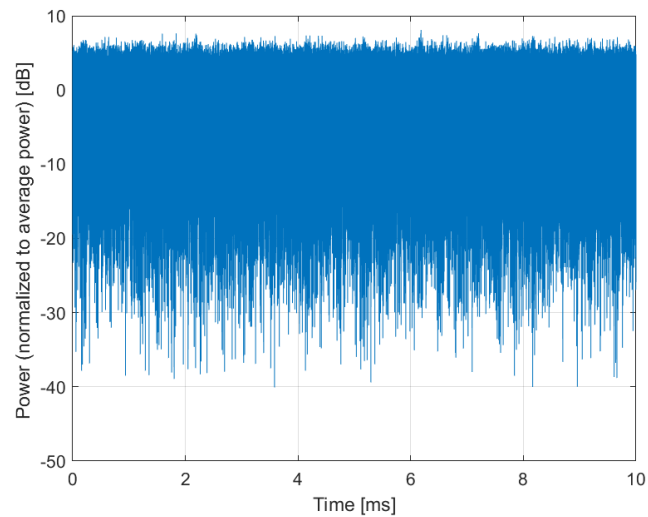
<sup>2</sup> Modulation Interference Factor (MIF) value valid only in conjunction with advanced probe response linearization calibration for the same communication system (same UID and version).



**Complementary Cumulative Distribution Function (CCDF)**



**Frequency Domain**



**Time Domain**

**Calibration Laboratory of  
Schmid & Partner  
Engineering AG**  
Zeughausstrasse 43, 8004 Zurich, Switzerland

Name: **5G NR (DFT-s-OFDM, 100% RB, 30 MHz, QPSK, 15 kHz)**

Group: 5G NR FR1 FDD  
UID: 10949-AAA

PAR: <sup>1</sup> **5.87 dB**  
MIF: <sup>2</sup> **-18.85 dB**

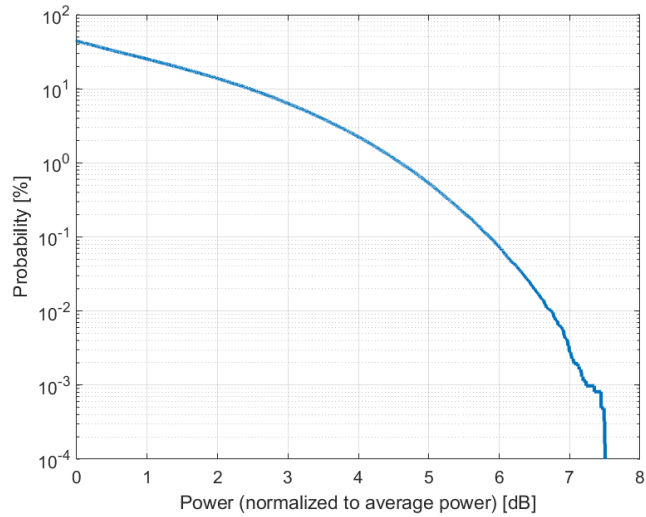
Standard Reference: SPEAG  
Category: Random amplitude modulation  
Modulation: QPSK  
Frequency Band: Band n25 (1850 - 1915 MHz)  
Validation band (0.0 - 6000.0 MHz)

Detailed Specification: Multiplexing Scheme: DFT-s-OFDM  
Modulation Scheme: QPSK  
Subcarrier Spacing: 15 kHz  
Number RBs: 1  
Data Type: PN9

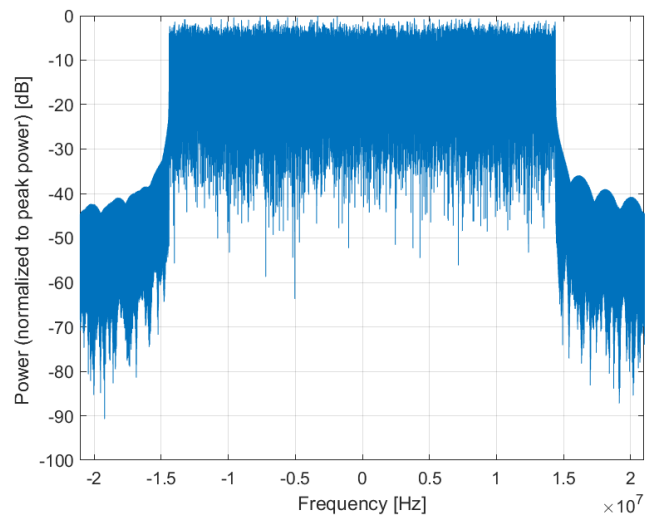
Bandwidth: 30.0 MHz  
Integration Time: 10.0 ms

<sup>1</sup> PAR (0.1%) in accordance with FCC KDB 971168, Section 6.0 "Measurement of the Peak-to-Average Power Ratio (PAPR)"

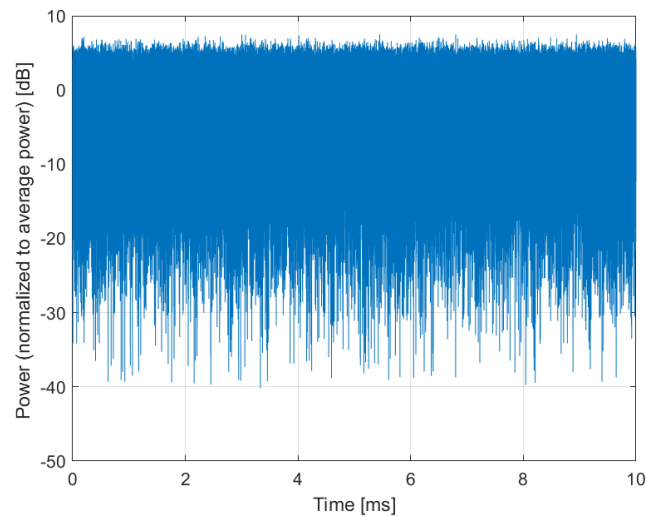
<sup>2</sup> Modulation Interference Factor (MIF) value valid only in conjunction with advanced probe response linearization calibration for the same communication system (same UID and version).



**Complementary Cumulative Distribution Function (CCDF)**



**Frequency Domain**



**Time Domain**

**Calibration Laboratory of  
Schmid & Partner  
Engineering AG**  
Zeughausstrasse 43, 8004 Zurich, Switzerland

Name: **5G NR (DFT-s-OFDM, 100% RB, 40 MHz, QPSK, 15 kHz)**

Group: 5G NR FR1 FDD  
UID: 10950-AAA

PAR: <sup>1</sup> **5.94 dB**  
MIF: <sup>2</sup> **-18.50 dB**

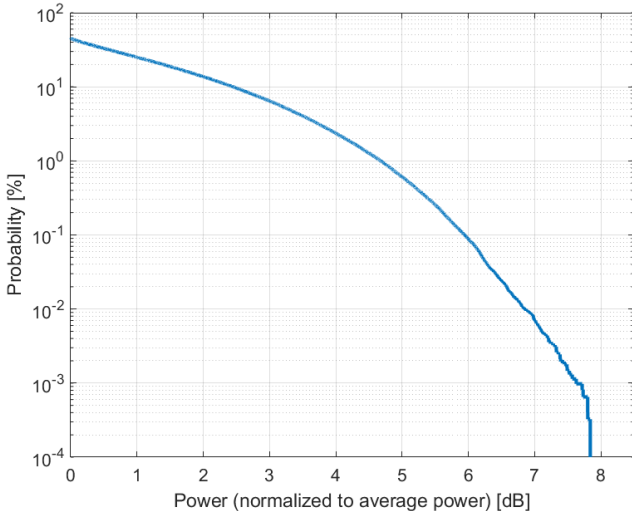
Standard Reference: SPEAG  
Category: Random amplitude modulation  
Modulation: QPSK  
Frequency Band: Band n25 (1850 - 1915 MHz)  
Band n71 (1710 - 1780 MHz)  
Validation band (0.0 - 6000.0 MHz)

Detailed Specification: Multiplexing Scheme: DFT-s-OFDM  
Modulation Scheme: QPSK  
Subcarrier Spacing: 15 kHz  
Number RBs: 1  
Data Type: PN9

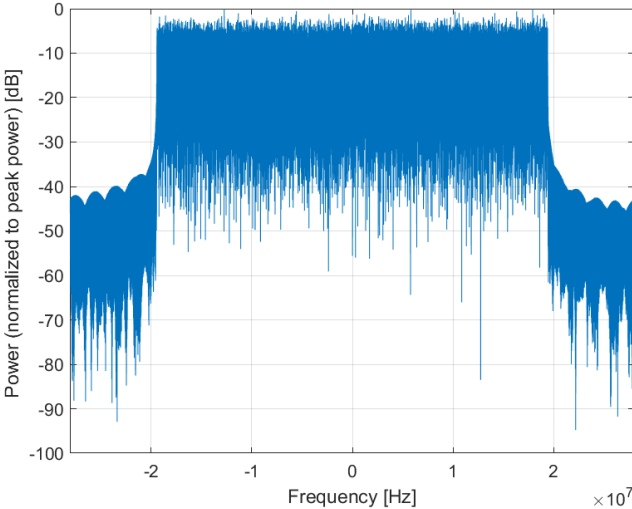
Bandwidth: 40.0 MHz  
Integration Time: 10.0 ms

<sup>1</sup> PAR (0.1%) in accordance with FCC KDB 971168, Section 6.0 "Measurement of the Peak-to-Average Power Ratio (PAPR)"

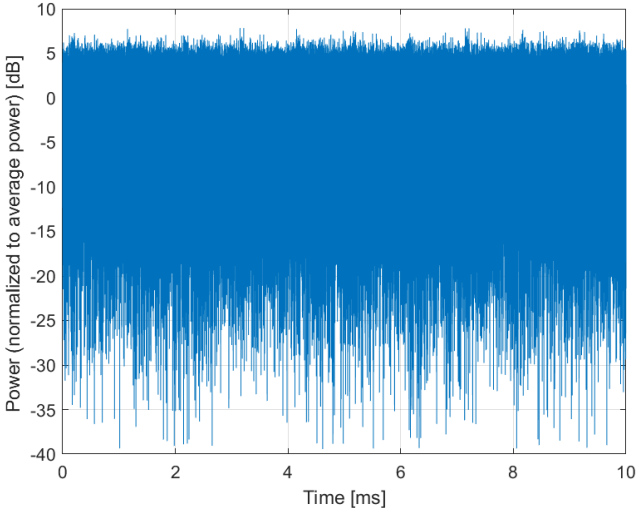
<sup>2</sup> Modulation Interference Factor (MIF) value valid only in conjunction with advanced probe response linearization calibration for the same communication system (same UID and version).



**Complementary Cumulative Distribution Function (CCDF)**



**Frequency Domain**



**Time Domain**

**Calibration Laboratory of  
Schmid & Partner  
Engineering AG**  
Zeughausstrasse 43, 8004 Zurich, Switzerland

Name: **5G NR (DFT-s-OFDM, 100% RB, 50 MHz, QPSK, 15 kHz)**

Group: 5G NR FR1 FDD  
UID: 10951-AAA

PAR: <sup>1</sup> **5.92 dB**  
MIF: <sup>2</sup> **-18.56 dB**

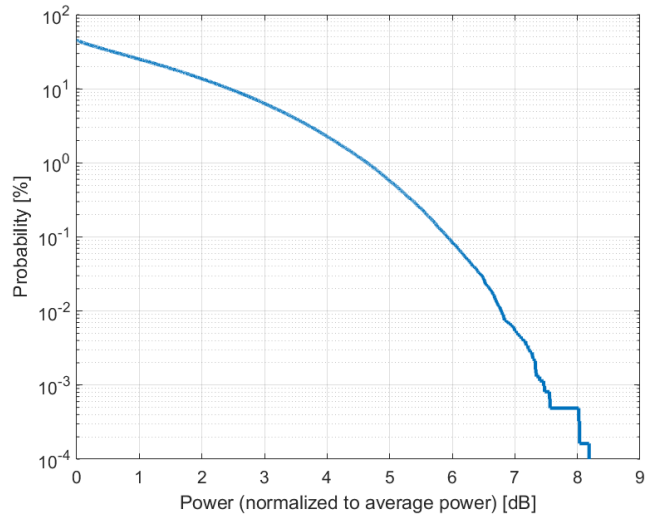
Standard Reference: SPEAG  
Category: Random amplitude modulation  
Modulation: QPSK  
Frequency Band: Validation band (0.0 - 6000.0 MHz)

Detailed Specification: Multiplexing Scheme: DFT-s-OFDM  
Modulation Scheme: QPSK  
Subcarrier Spacing: 15 kHz  
Number RBs: 1  
Data Type: PN9

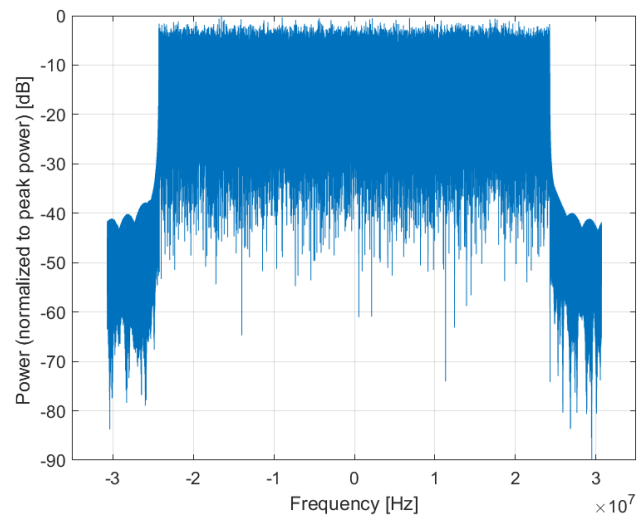
Bandwidth: 50.0 MHz  
Integration Time: 10.0 ms

<sup>1</sup> PAR (0.1%) in accordance with FCC KDB 971168, Section 6.0 "Measurement of the Peak-to-Average Power Ratio (PAPR)"

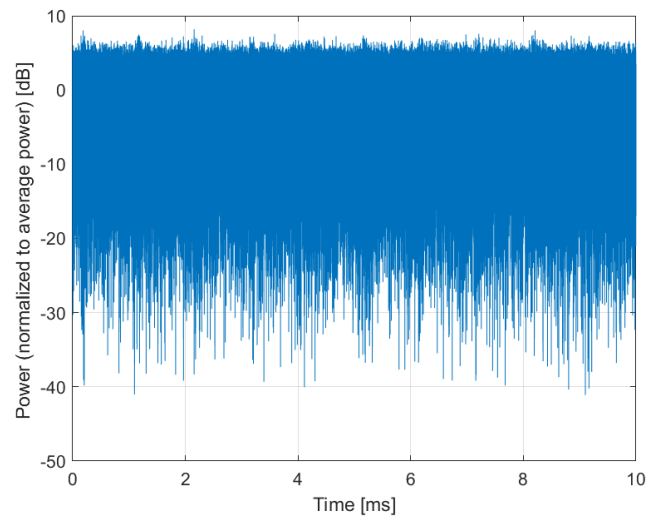
<sup>2</sup> Modulation Interference Factor (MIF) value valid only in conjunction with advanced probe response linearization calibration for the same communication system (same UID and version).



**Complementary Cumulative Distribution Function (CCDF)**



**Frequency Domain**



**Time Domain**



**Calibration Laboratory of  
Schmid & Partner  
Engineering AG**  
Zeughausstrasse 43, 8004 Zurich, Switzerland

Name: **5G NR DL (CP-OFDM, TM 3.1, 5 MHz, 64-QAM, 15 kHz)**

Group: 5G NR FR1 FDD  
UID: 10952-AAA

PAR: <sup>1</sup> **8.25 dB**  
MIF: <sup>2</sup> **-16.10 dB**

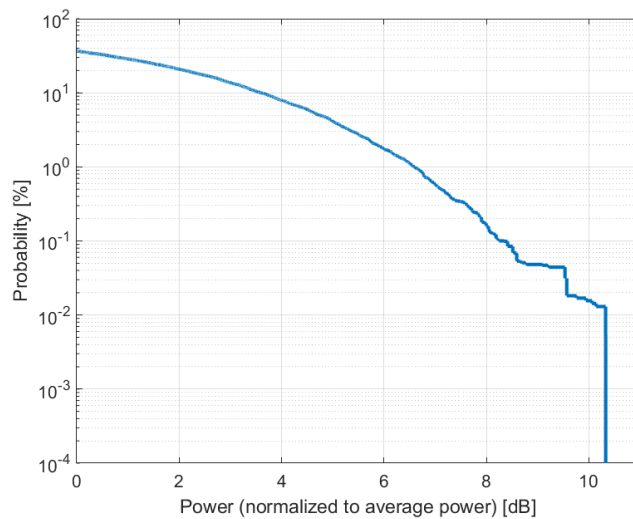
Standard Reference: SPEAG  
Category: Random amplitude modulation  
Modulation: 64-QAM  
Frequency Band: Validation band (0.0 - 6000.0 MHz)

Detailed Specification: Multiplexing Scheme: CP-OFDM  
Modulation Scheme: 64-QAM  
Subcarrier Spacing: 15 kHz  
Model: TM 3.1  
Data Type: PN9

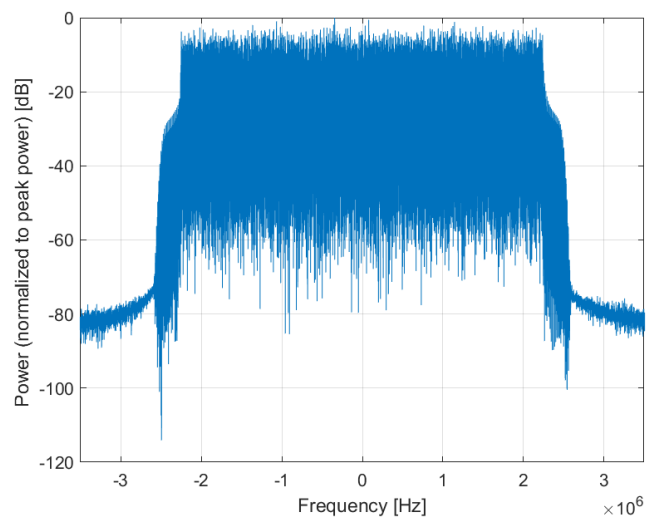
Bandwidth: 5.0 MHz  
Integration Time: 10.0 ms

<sup>1</sup> PAR (0.1%) in accordance with FCC KDB 971168, Section 6.0 "Measurement of the Peak-to-Average Power Ratio (PAPR)"

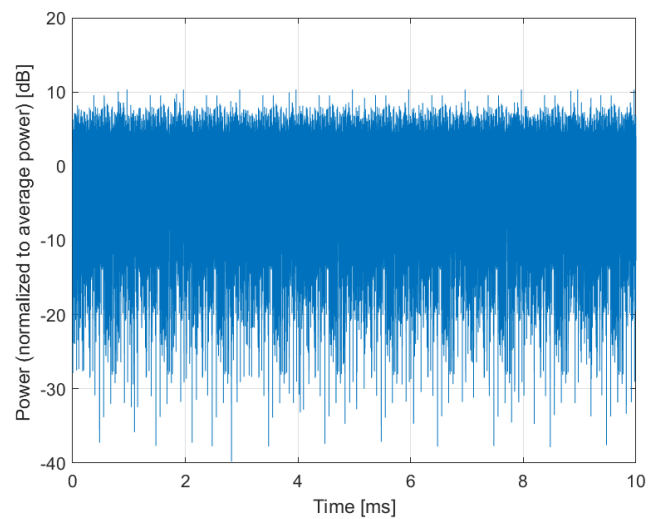
<sup>2</sup> Modulation Interference Factor (MIF) value valid only in conjunction with advanced probe response linearization calibration for the same communication system (same UID and version).



**Complementary Cumulative Distribution Function (CCDF)**



**Frequency Domain**



**Time Domain**

**Calibration Laboratory of  
Schmid & Partner  
Engineering AG**  
Zeughausstrasse 43, 8004 Zurich, Switzerland

Name: **5G NR DL (CP-OFDM, TM 3.1, 10 MHz, 64-QAM, 15 kHz)**

Group: 5G NR FR1 FDD  
UID: 10953-AAA

PAR: <sup>1</sup> **8.15 dB**  
MIF: <sup>2</sup> **-18.27 dB**

Standard Reference: SPEAG  
Category: Random amplitude modulation  
Modulation: 64-QAM  
Frequency Band: Validation band (0.0 - 6000.0 MHz)

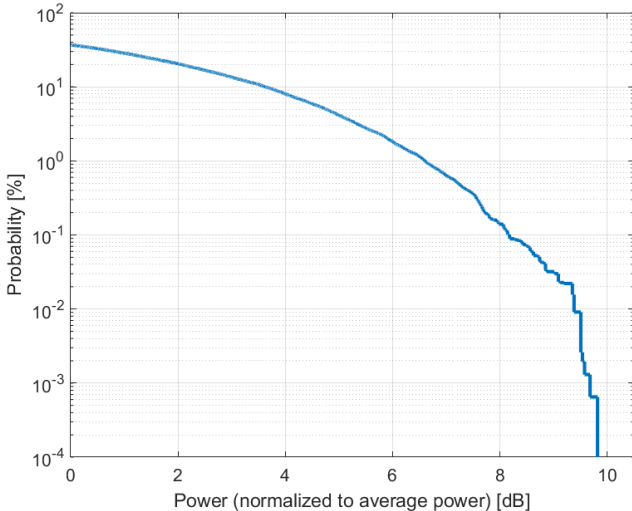
Detailed Specification: Multiplexing Scheme: CP-OFDM  
Modulation Scheme: 64-QAM  
Subcarrier Spacing: 15 kHz  
Model: TM 3.1  
Data Type: PN9

Bandwidth: 10.0 MHz  
Integration Time: 10.0 ms

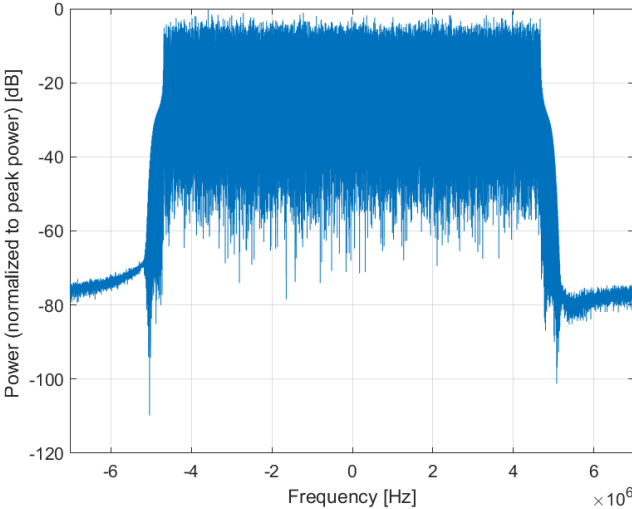
---

<sup>1</sup> PAR (0.1%) in accordance with FCC KDB 971168, Section 6.0 "Measurement of the Peak-to-Average Power Ratio (PAPR)"

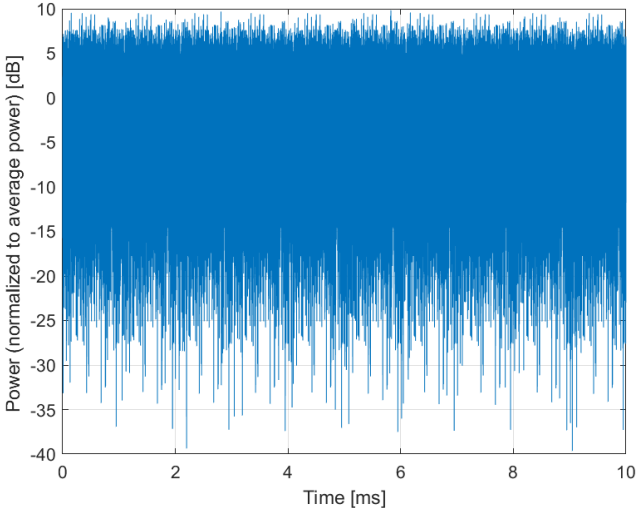
<sup>2</sup> Modulation Interference Factor (MIF) value valid only in conjunction with advanced probe response linearization calibration for the same communication system (same UID and version).



**Complementary Cumulative Distribution Function (CCDF)**



**Frequency Domain**



**Time Domain**

**Calibration Laboratory of  
Schmid & Partner  
Engineering AG**  
Zeughausstrasse 43, 8004 Zurich, Switzerland

Name: **5G NR DL (CP-OFDM, TM 3.1, 15 MHz, 64-QAM, 15 kHz)**

Group: 5G NR FR1 FDD  
UID: 10954-AAA

PAR: <sup>1</sup> **8.23 dB**  
MIF: <sup>2</sup> **-20.40 dB**

Standard Reference: SPEAG  
Category: Random amplitude modulation  
Modulation: 64-QAM  
Frequency Band: Validation band (0.0 - 6000.0 MHz)

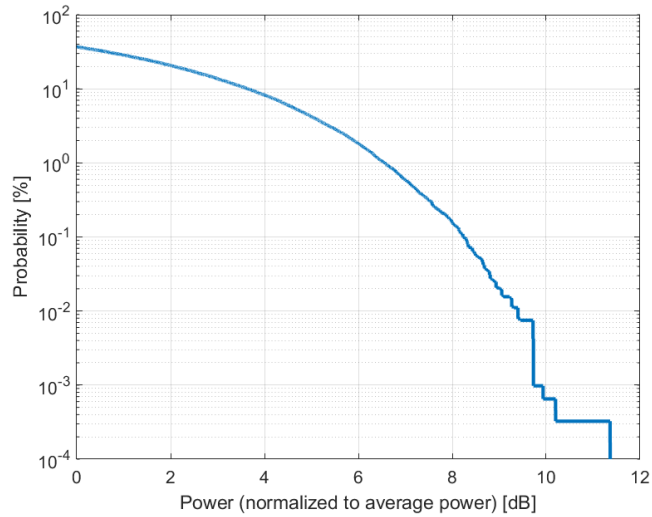
Detailed Specification: Multiplexing Scheme: CP-OFDM  
Modulation Scheme: 64-QAM  
Subcarrier Spacing: 15 kHz  
Model: TM 3.1  
Data Type: PN9

Bandwidth: 15.0 MHz  
Integration Time: 10.0 ms

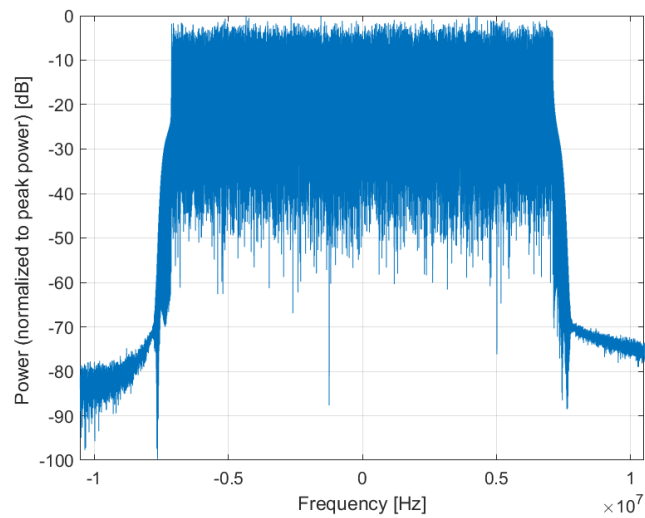
---

<sup>1</sup> PAR (0.1%) in accordance with FCC KDB 971168, Section 6.0 "Measurement of the Peak-to-Average Power Ratio (PAPR)"

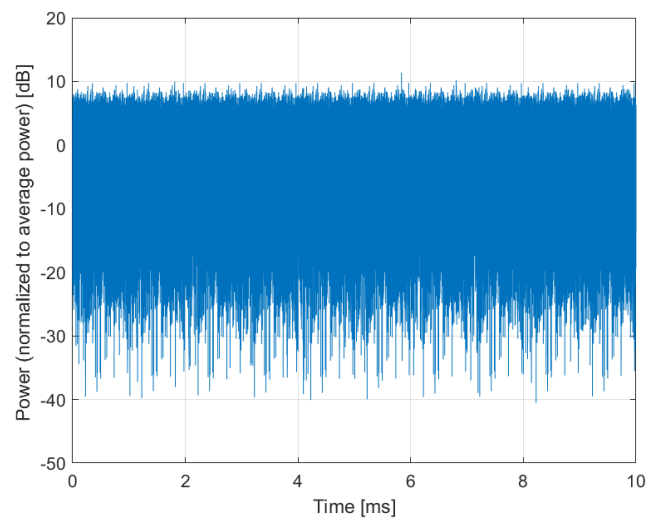
<sup>2</sup> Modulation Interference Factor (MIF) value valid only in conjunction with advanced probe response linearization calibration for the same communication system (same UID and version).



**Complementary Cumulative Distribution Function (CCDF)**



**Frequency Domain**



**Time Domain**

**Calibration Laboratory of  
Schmid & Partner  
Engineering AG**  
Zeughausstrasse 43, 8004 Zurich, Switzerland

Name: **5G NR DL (CP-OFDM, TM 3.1, 20 MHz, 64-QAM, 15 kHz)**

Group: 5G NR FR1 FDD  
UID: 10955-AAA

PAR: <sup>1</sup> **8.42 dB**  
MIF: <sup>2</sup> **-22.55 dB**

Standard Reference: SPEAG  
Category: Random amplitude modulation  
Modulation: 64-QAM  
Frequency Band: Validation band (0.0 - 6000.0 MHz)

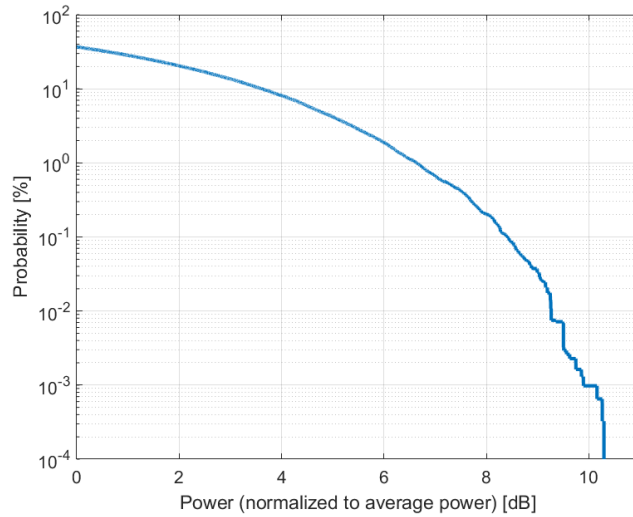
Detailed Specification: Multiplexing Scheme: CP-OFDM  
Modulation Scheme: 64-QAM  
Subcarrier Spacing: 15 kHz  
Model: TM 3.1  
Data Type: PN9

Bandwidth: 20.0 MHz  
Integration Time: 10.0 ms

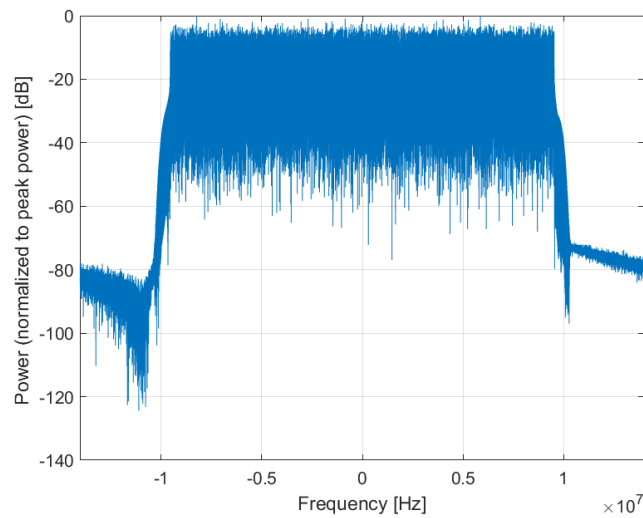
---

<sup>1</sup> PAR (0.1%) in accordance with FCC KDB 971168, Section 6.0 "Measurement of the Peak-to-Average Power Ratio (PAPR)"

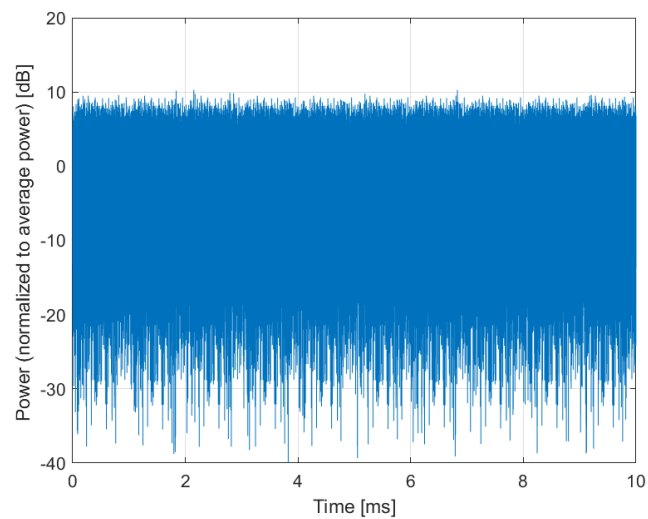
<sup>2</sup> Modulation Interference Factor (MIF) value valid only in conjunction with advanced probe response linearization calibration for the same communication system (same UID and version).



**Complementary Cumulative Distribution Function (CCDF)**



**Frequency Domain**



**Time Domain**



**Calibration Laboratory of  
Schmid & Partner  
Engineering AG**  
Zeughausstrasse 43, 8004 Zurich, Switzerland

Name: **5G NR DL (CP-OFDM, TM 3.1, 5 MHz, 64-QAM, 30 kHz)**

Group: 5G NR FR1 FDD  
UID: 10956-AAA

PAR: <sup>1</sup> **8.14 dB**  
MIF: <sup>2</sup> **-16.37 dB**

Standard Reference: SPEAG  
Category: Random amplitude modulation  
Modulation: 64-QAM  
Frequency Band: Validation band (0.0 - 6000.0 MHz)

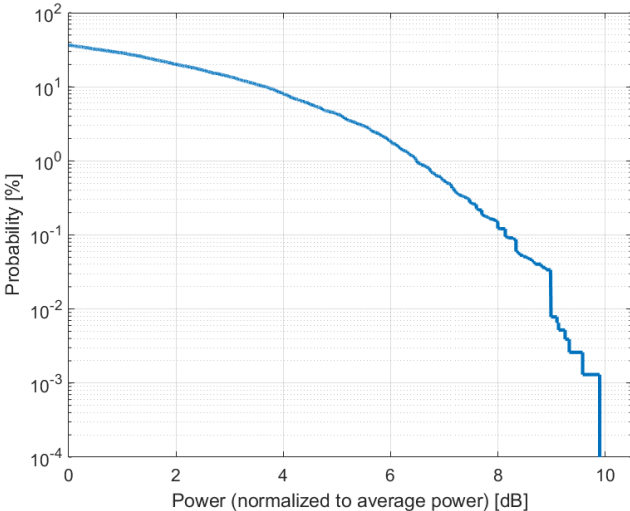
Detailed Specification: Multiplexing Scheme: CP-OFDM  
Modulation Scheme: 64-QAM  
Subcarrier Spacing: 30 kHz  
Model: TM 3.1  
Data Type: PN9

Bandwidth: 5.0 MHz  
Integration Time: 10.0 ms

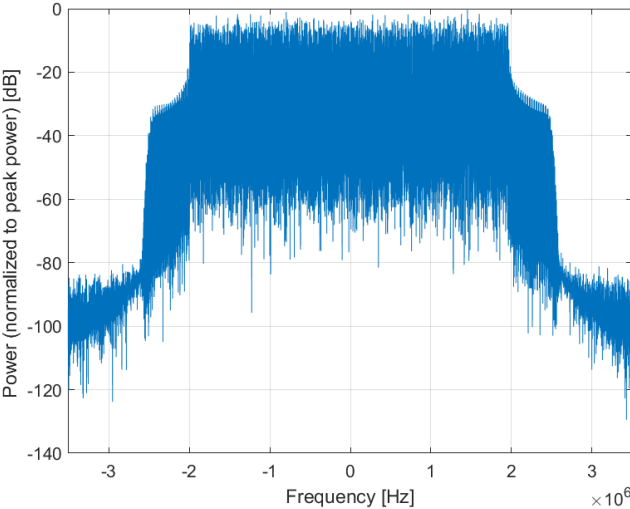
---

<sup>1</sup> PAR (0.1%) in accordance with FCC KDB 971168, Section 6.0 "Measurement of the Peak-to-Average Power Ratio (PAPR)"

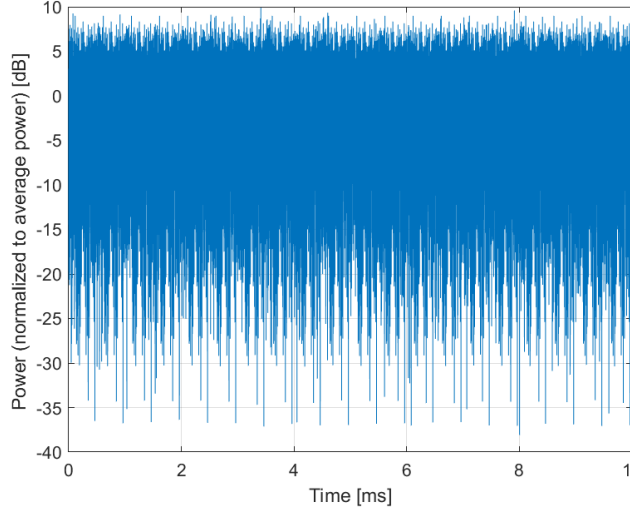
<sup>2</sup> Modulation Interference Factor (MIF) value valid only in conjunction with advanced probe response linearization calibration for the same communication system (same UID and version).



**Complementary Cumulative Distribution Function (CCDF)**



**Frequency Domain**



**Time Domain**

**Calibration Laboratory of  
Schmid & Partner  
Engineering AG**  
Zeughausstrasse 43, 8004 Zurich, Switzerland

Name: **5G NR DL (CP-OFDM, TM 3.1, 10 MHz, 64-QAM, 30 kHz)**

Group: 5G NR FR1 FDD  
UID: 10957-AAA

PAR: <sup>1</sup> **8.31 dB**  
MIF: <sup>2</sup> **-18.08 dB**

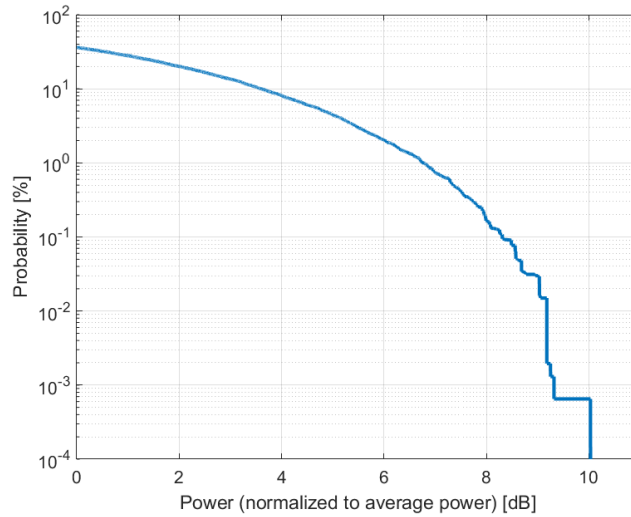
Standard Reference: SPEAG  
Category: Random amplitude modulation  
Modulation: 64-QAM  
Frequency Band: Validation band (0.0 - 6000.0 MHz)

Detailed Specification: Multiplexing Scheme: CP-OFDM  
Modulation Scheme: 64-QAM  
Subcarrier Spacing: 30 kHz  
Model: TM 3.1  
Data Type: PN9

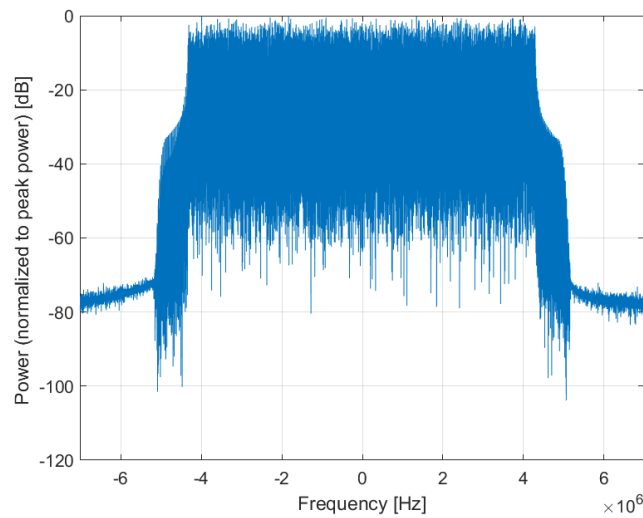
Bandwidth: 10.0 MHz  
Integration Time: 10.0 ms

<sup>1</sup> PAR (0.1%) in accordance with FCC KDB 971168, Section 6.0 "Measurement of the Peak-to-Average Power Ratio (PAPR)"

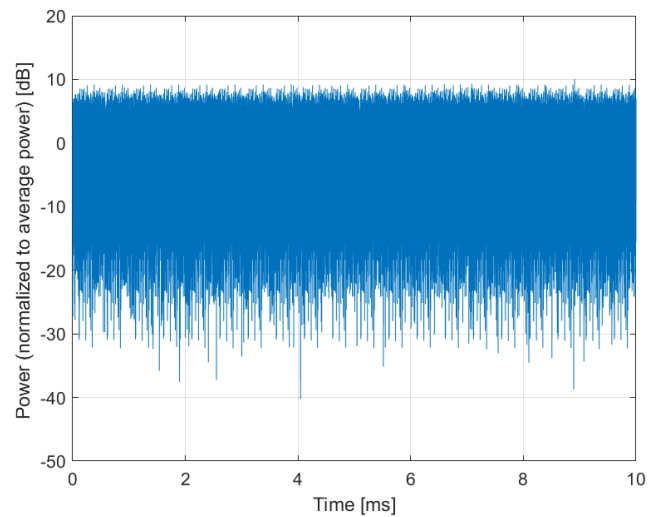
<sup>2</sup> Modulation Interference Factor (MIF) value valid only in conjunction with advanced probe response linearization calibration for the same communication system (same UID and version).



**Complementary Cumulative Distribution Function (CCDF)**



**Frequency Domain**



**Time Domain**

**Calibration Laboratory of  
Schmid & Partner  
Engineering AG**  
Zeughausstrasse 43, 8004 Zurich, Switzerland

Name: **5G NR DL (CP-OFDM, TM 3.1, 15 MHz, 64-QAM, 30 kHz)**

Group: 5G NR FR1 FDD  
UID: 10958-AAA

PAR: <sup>1</sup> **8.61 dB**  
MIF: <sup>2</sup> **-20.42 dB**

Standard Reference: SPEAG  
Category: Random amplitude modulation  
Modulation: 64-QAM  
Frequency Band: Validation band (0.0 - 6000.0 MHz)

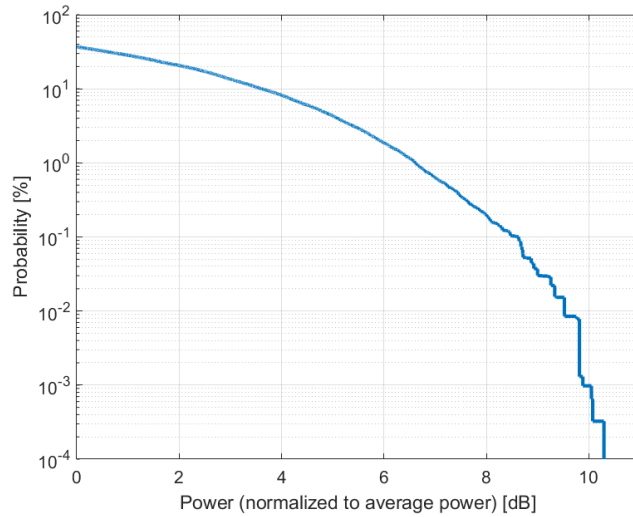
Detailed Specification: Multiplexing Scheme: CP-OFDM  
Modulation Scheme: 64-QAM  
Subcarrier Spacing: 30 kHz  
Model: TM 3.1  
Data Type: PN9

Bandwidth: 15.0 MHz  
Integration Time: 10.0 ms

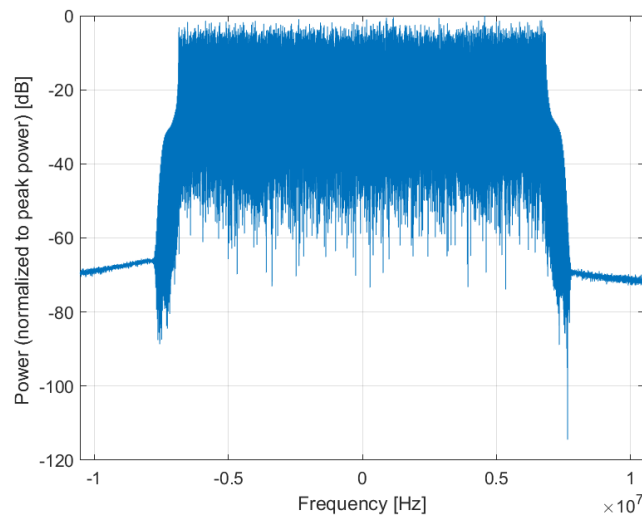
---

<sup>1</sup> PAR (0.1%) in accordance with FCC KDB 971168, Section 6.0 "Measurement of the Peak-to-Average Power Ratio (PAPR)"

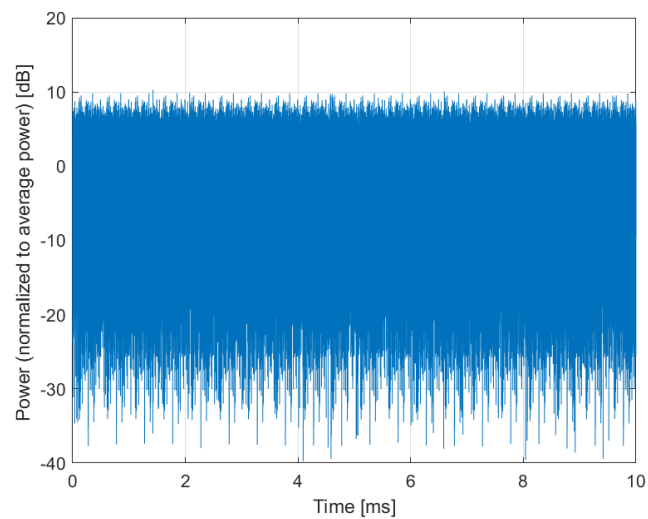
<sup>2</sup> Modulation Interference Factor (MIF) value valid only in conjunction with advanced probe response linearization calibration for the same communication system (same UID and version).



**Complementary Cumulative Distribution Function (CCDF)**



**Frequency Domain**



**Time Domain**

**Calibration Laboratory of  
Schmid & Partner  
Engineering AG**  
Zeughausstrasse 43, 8004 Zurich, Switzerland

Name: **5G NR DL (CP-OFDM, TM 3.1, 20 MHz, 64-QAM, 30 kHz)**

Group: 5G NR FR1 FDD  
UID: 10959-AAA

PAR: <sup>1</sup> **8.33 dB**  
MIF: <sup>2</sup> **-22.82 dB**

Standard Reference: SPEAG  
Category: Random amplitude modulation  
Modulation: 64-QAM  
Frequency Band: Validation band (0.0 - 6000.0 MHz)

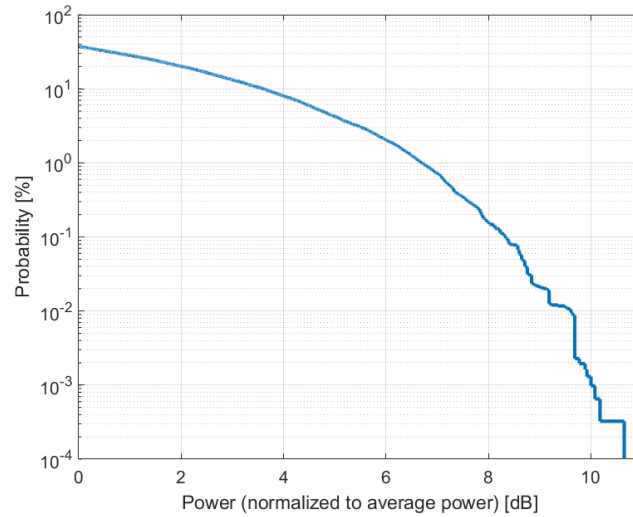
Detailed Specification: Multiplexing Scheme: CP-OFDM  
Modulation Scheme: 64-QAM  
Subcarrier Spacing: 30 kHz  
Model: TM 3.1  
Data Type: PN9

Bandwidth: 20.0 MHz  
Integration Time: 10.0 ms

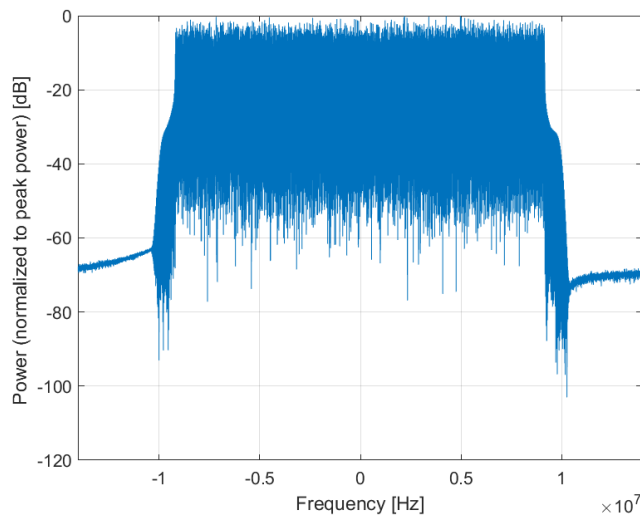
---

<sup>1</sup> PAR (0.1%) in accordance with FCC KDB 971168, Section 6.0 "Measurement of the Peak-to-Average Power Ratio (PAPR)"

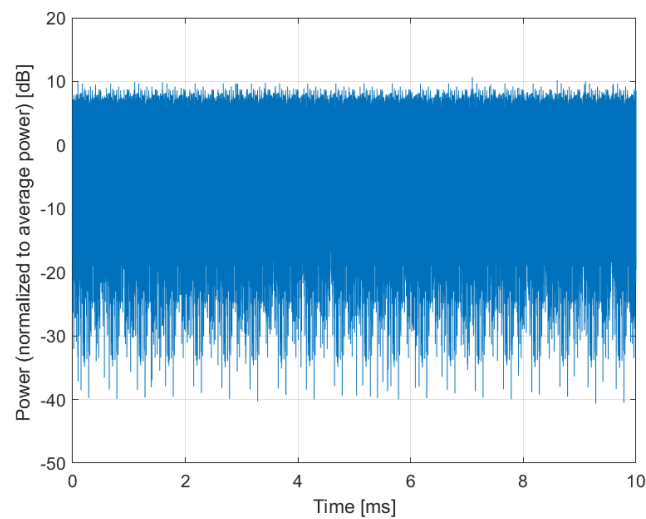
<sup>2</sup> Modulation Interference Factor (MIF) value valid only in conjunction with advanced probe response linearization calibration for the same communication system (same UID and version).



**Complementary Cumulative Distribution Function (CCDF)**



**Frequency Domain**



**Time Domain**



**Calibration Laboratory of  
Schmid & Partner  
Engineering AG**  
Zeughausstrasse 43, 8004 Zurich, Switzerland

Name: **5G NR DL (CP-OFDM, TM 3.1, 5 MHz, 64-QAM, 15 kHz)**

Group: 5G NR FR1 TDD  
UID: 10960-AAA

PAR: <sup>1</sup> **9.32 dB**  
MIF: <sup>2</sup> **-4.24 dB**

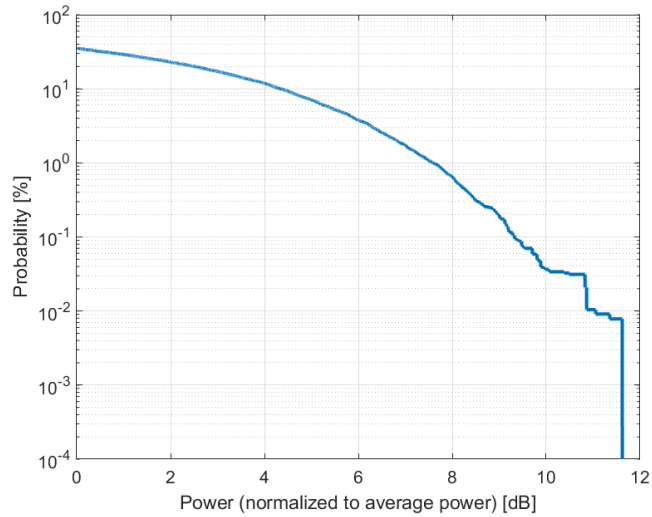
Standard Reference: SPEAG  
Category: Random amplitude modulation  
Modulation: 64-QAM  
Frequency Band: Band n34 (2010 - 2025 MHz)  
Band n38 (2570 - 2620 MHz)  
Band n39 (1880 - 1920 MHz)  
Band n40 (2300 - 2400 MHz)  
Band n41 (2496 - 2690 MHz)  
Band n48 (3550 - 3700 MHz)  
Band n50 (1432 - 1517 MHz)  
Band n51 (1427 - 1432 MHz)  
Validation band (0.0 - 6000.0 MHz)

Detailed Specification: Multiplexing Scheme: CP-OFDM  
Modulation Scheme: 64-QAM  
Subcarrier Spacing: 15 kHz  
Model: TM 3.1  
Data Type: PN9

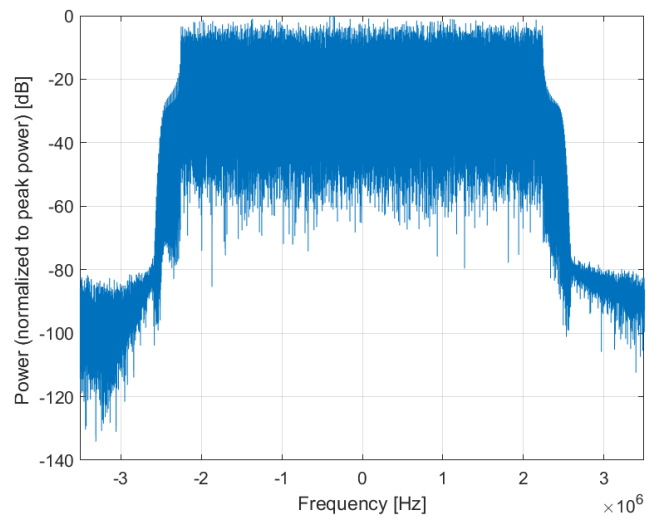
Bandwidth: 5.0 MHz  
Integration Time: 10.0 ms

<sup>1</sup> PAR (0.1%) in accordance with FCC KDB 971168, Section 6.0 "Measurement of the Peak-to-Average Power Ratio (PAPR)"

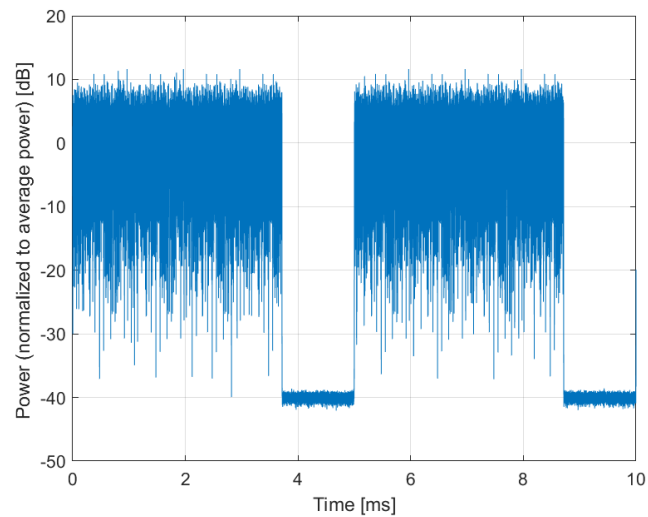
<sup>2</sup> Modulation Interference Factor (MIF) value valid only in conjunction with advanced probe response linearization calibration for the same communication system (same UID and version).



**Complementary Cumulative Distribution Function (CCDF)**



**Frequency Domain**



**Time Domain**

**Calibration Laboratory of  
Schmid & Partner  
Engineering AG**  
Zeughausstrasse 43, 8004 Zurich, Switzerland

Name: **5G NR DL (CP-OFDM, TM 3.1, 10 MHz, 64-QAM, 15 kHz)**

Group: 5G NR FR1 TDD  
UID: 10961-AAA

PAR: <sup>1</sup> **9.36 dB**  
MIF: <sup>2</sup> **-4.22 dB**

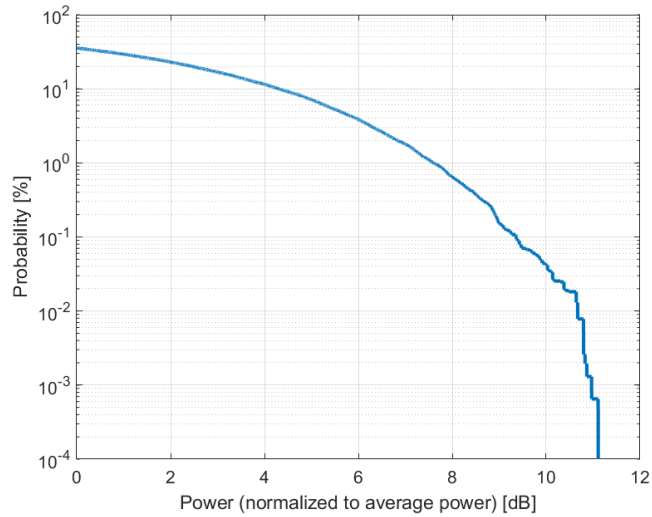
Standard Reference: SPEAG  
Category: Random amplitude modulation  
Modulation: 64-QAM  
Frequency Band: Band n34 (2010 - 2025 MHz)  
Band n38 (2570 - 2620 MHz)  
Band n39 (1880 - 1920 MHz)  
Band n40 (2300 - 2400 MHz)  
Band n41 (2496 - 2690 MHz)  
Band n48 (3550 - 3700 MHz)  
Band n50 (1432 - 1517 MHz)  
Band n77 (3300 - 4200 MHz)  
Band n78 (3300 - 3800 MHz)  
Band n79 (4400 - 5000 MHz)  
Validation band (0.0 - 6000.0 MHz)

Detailed Specification: Multiplexing Scheme: CP-OFDM  
Modulation Scheme: 64-QAM  
Subcarrier Spacing: 15 kHz  
Model: TM 3.1  
Data Type: PN9

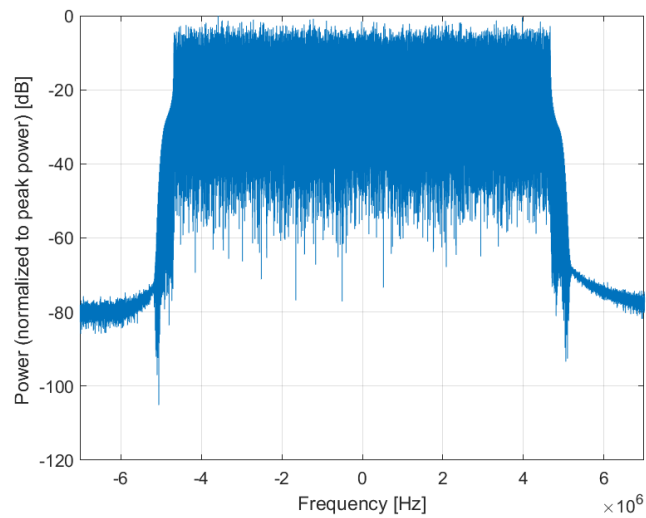
Bandwidth: 10.0 MHz  
Integration Time: 10.0 ms

<sup>1</sup> PAR (0.1%) in accordance with FCC KDB 971168, Section 6.0 "Measurement of the Peak-to-Average Power Ratio (PAPR)"

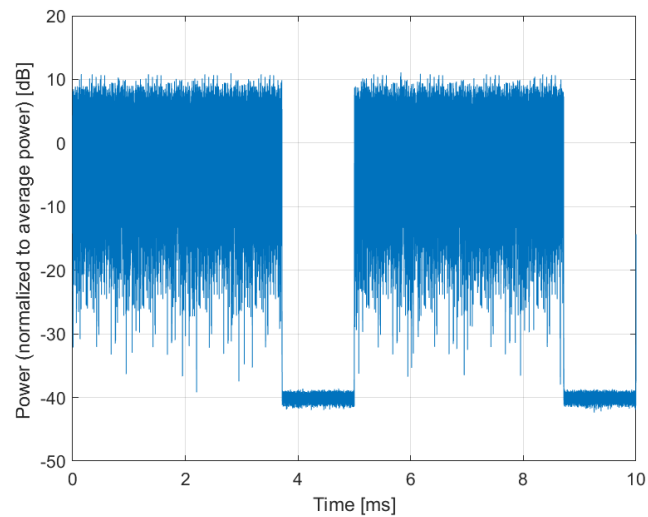
<sup>2</sup> Modulation Interference Factor (MIF) value valid only in conjunction with advanced probe response linearization calibration for the same communication system (same UID and version).



**Complementary Cumulative Distribution Function (CCDF)**



**Frequency Domain**



**Time Domain**

**Calibration Laboratory of  
Schmid & Partner  
Engineering AG**  
Zeughausstrasse 43, 8004 Zurich, Switzerland

Name: **5G NR DL (CP-OFDM, TM 3.1, 15 MHz, 64-QAM, 15 kHz)**

Group: 5G NR FR1 TDD  
UID: 10962-AAA

PAR: <sup>1</sup> **9.40 dB**  
MIF: <sup>2</sup> **-4.22 dB**

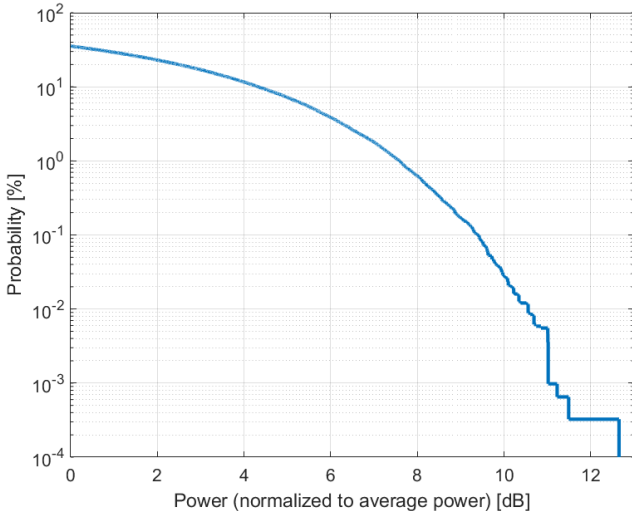
Standard Reference: SPEAG  
Category: Random amplitude modulation  
Modulation: 64-QAM  
Frequency Band: Band n34 (2010 - 2025 MHz)  
Band n38 (2570 - 2620 MHz)  
Band n39 (1880 - 1920 MHz)  
Band n40 (2300 - 2400 MHz)  
Band n41 (2496 - 2690 MHz)  
Band n48 (3550 - 3700 MHz)  
Band n50 (1432 - 1517 MHz)  
Band n77 (3300 - 4200 MHz)  
Band n78 (3300 - 3800 MHz)  
Band n79 (4400 - 5000 MHz)  
Validation band (0.0 - 6000.0 MHz)

Detailed Specification: Multiplexing Scheme: CP-OFDM  
Modulation Scheme: 64-QAM  
Subcarrier Spacing: 15 kHz  
Model: TM 3.1  
Data Type: PN9

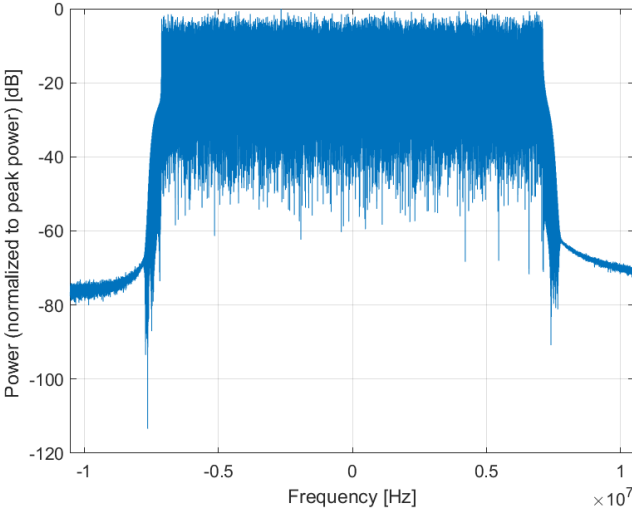
Bandwidth: 15.0 MHz  
Integration Time: 10.0 ms

<sup>1</sup> PAR (0.1%) in accordance with FCC KDB 971168, Section 6.0 "Measurement of the Peak-to-Average Power Ratio (PAPR)"

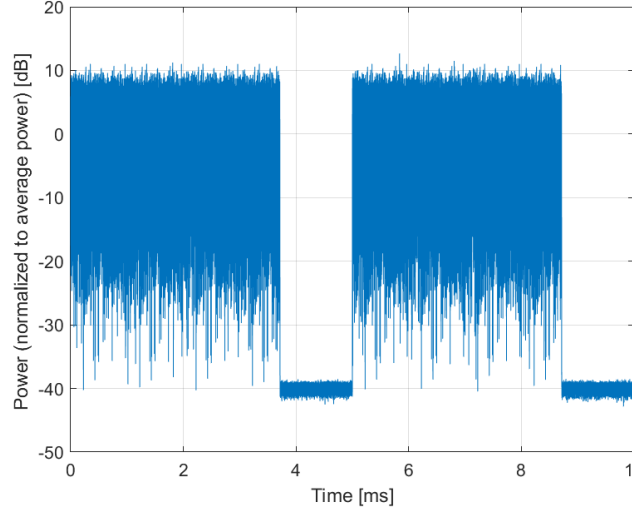
<sup>2</sup> Modulation Interference Factor (MIF) value valid only in conjunction with advanced probe response linearization calibration for the same communication system (same UID and version).



**Complementary Cumulative Distribution Function (CCDF)**



**Frequency Domain**



**Time Domain**

**Calibration Laboratory of  
Schmid & Partner  
Engineering AG**  
Zeughausstrasse 43, 8004 Zurich, Switzerland

Name: **5G NR DL (CP-OFDM, TM 3.1, 20 MHz, 64-QAM, 15 kHz)**

Group: 5G NR FR1 TDD  
UID: 10963-AAA

PAR: <sup>1</sup> **9.55 dB**  
MIF: <sup>2</sup> **-4.23 dB**

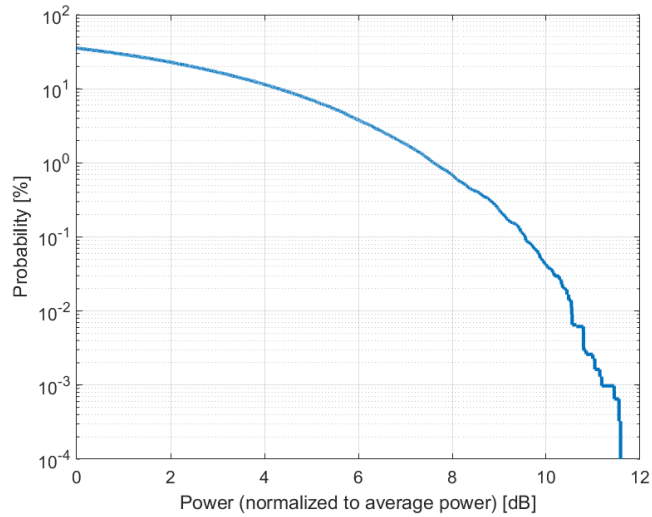
Standard Reference: SPEAG  
Category: Random amplitude modulation  
Modulation: 64-QAM  
Frequency Band: Band n38 (2570 - 2620 MHz)  
Band n39 (1880 - 1920 MHz)  
Band n40 (2300 - 2400 MHz)  
Band n41 (2496 - 2690 MHz)  
Band n48 (3550 - 3700 MHz)  
Band n50 (1432 - 1517 MHz)  
Band n77 (3300 - 4200 MHz)  
Band n78 (3300 - 3800 MHz)  
Band n79 (4400 - 5000 MHz)  
Validation band (0.0 - 6000.0 MHz)

Detailed Specification: Multiplexing Scheme: CP-OFDM  
Modulation Scheme: 64-QAM  
Subcarrier Spacing: 15 kHz  
Model: TM 3.1  
Data Type: PN9

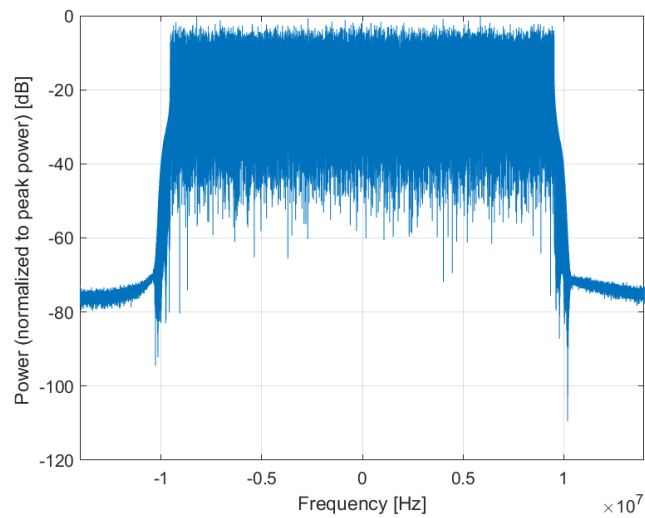
Bandwidth: 20.0 MHz  
Integration Time: 10.0 ms

<sup>1</sup> PAR (0.1%) in accordance with FCC KDB 971168, Section 6.0 "Measurement of the Peak-to-Average Power Ratio (PAPR)"

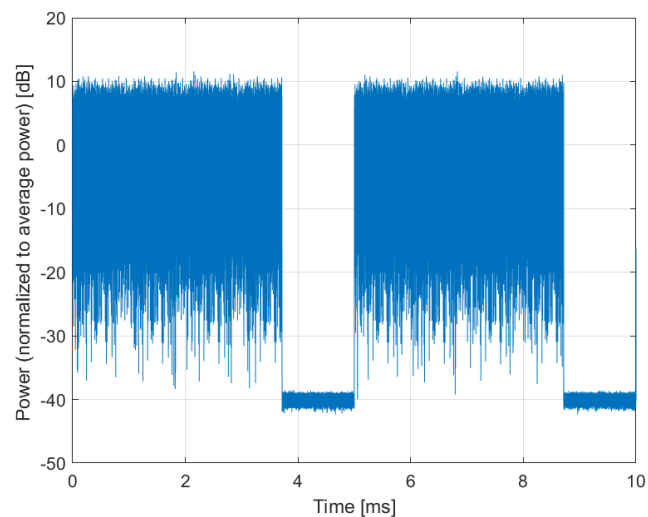
<sup>2</sup> Modulation Interference Factor (MIF) value valid only in conjunction with advanced probe response linearization calibration for the same communication system (same UID and version).



**Complementary Cumulative Distribution Function (CCDF)**



**Frequency Domain**



**Time Domain**



**Calibration Laboratory of  
Schmid & Partner  
Engineering AG**  
Zeughausstrasse 43, 8004 Zurich, Switzerland

Name: **5G NR DL (CP-OFDM, TM 3.1, 5 MHz, 64-QAM, 30 kHz)**

Group: 5G NR FR1 TDD  
UID: 10964-AAA

PAR: <sup>1</sup> **9.29 dB**  
MIF: <sup>2</sup> **-4.24 dB**

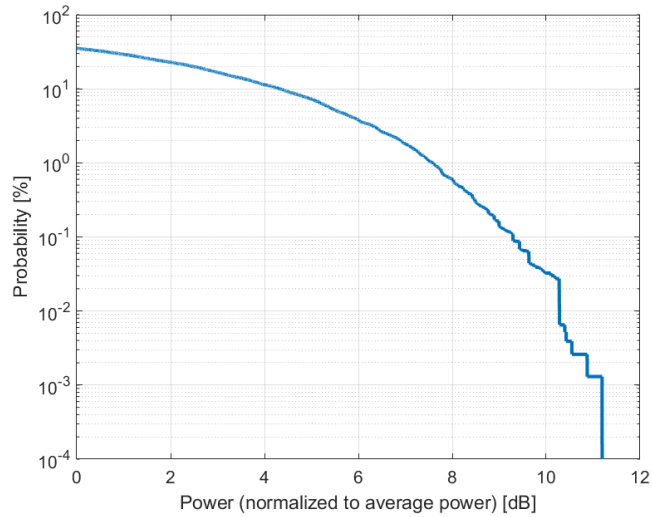
Standard Reference: SPEAG  
Category: Random amplitude modulation  
Modulation: 64-QAM  
Frequency Band: Band n34 (2010 - 2025 MHz)  
Band n38 (2570 - 2620 MHz)  
Band n39 (1880 - 1920 MHz)  
Band n40 (2300 - 2400 MHz)  
Band n41 (2496 - 2690 MHz)  
Band n48 (3550 - 3700 MHz)  
Band n50 (1432 - 1517 MHz)  
Band n51 (1427 - 1432 MHz)  
Validation band (0.0 - 6000.0 MHz)

Detailed Specification: Multiplexing Scheme: CP-OFDM  
Modulation Scheme: 64-QAM  
Subcarrier Spacing: 30 kHz  
Model: TM 3.1  
Data Type: PN9

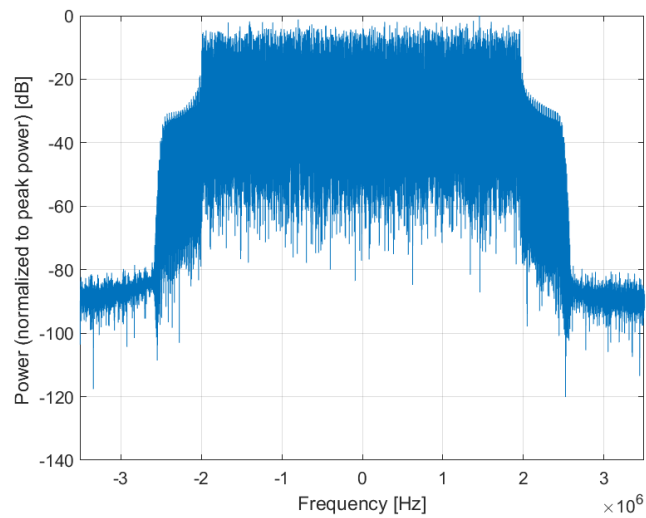
Bandwidth: 5.0 MHz  
Integration Time: 10.0 ms

<sup>1</sup> PAR (0.1%) in accordance with FCC KDB 971168, Section 6.0 "Measurement of the Peak-to-Average Power Ratio (PAPR)"

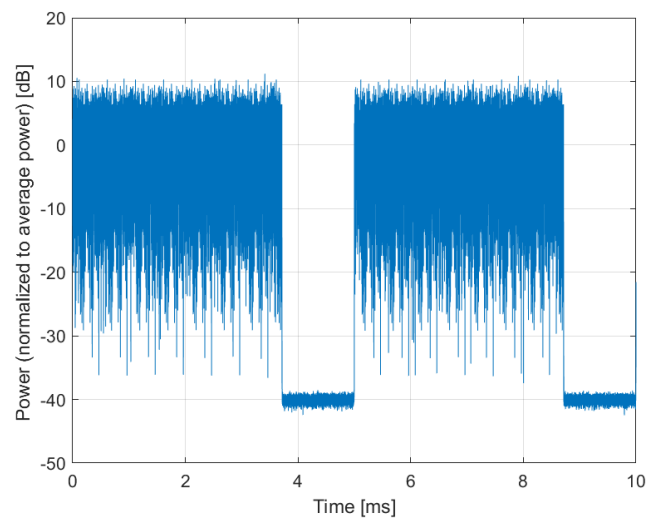
<sup>2</sup> Modulation Interference Factor (MIF) value valid only in conjunction with advanced probe response linearization calibration for the same communication system (same UID and version).



**Complementary Cumulative Distribution Function (CCDF)**



**Frequency Domain**



**Time Domain**

**Calibration Laboratory of  
Schmid & Partner  
Engineering AG**  
Zeughausstrasse 43, 8004 Zurich, Switzerland

Name: **5G NR DL (CP-OFDM, TM 3.1, 10 MHz, 64-QAM, 30 kHz)**

Group: 5G NR FR1 TDD  
UID: 10965-AAA

PAR: <sup>1</sup> **9.37 dB**  
MIF: <sup>2</sup> **-4.23 dB**

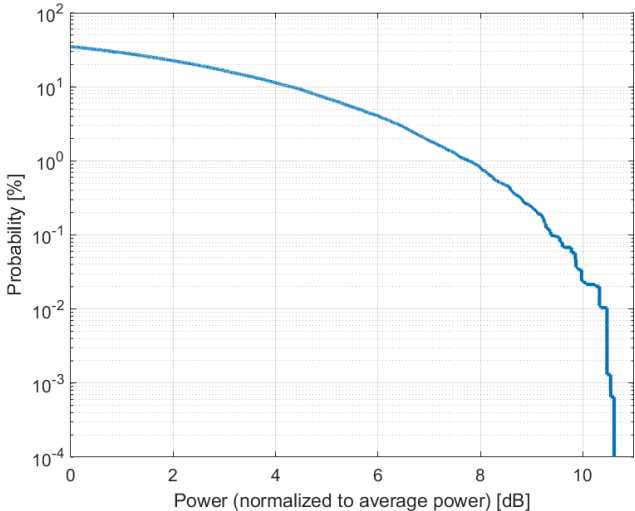
Standard Reference: SPEAG  
Category: Random amplitude modulation  
Modulation: 64-QAM  
Frequency Band: Band n34 (2010 - 2025 MHz)  
Band n38 (2570 - 2620 MHz)  
Band n39 (1880 - 1920 MHz)  
Band n40 (2300 - 2400 MHz)  
Band n41 (2496 - 2690 MHz)  
Band n48 (3550 - 3700 MHz)  
Band n50 (1432 - 1517 MHz)  
Band n77 (3300 - 4200 MHz)  
Band n78 (3300 - 3800 MHz)  
Band n79 (4400 - 5000 MHz)  
Validation band (0.0 - 6000.0 MHz)

Detailed Specification: Multiplexing Scheme: CP-OFDM  
Modulation Scheme: 64-QAM  
Subcarrier Spacing: 30 kHz  
Model: TM 3.1  
Data Type: PN9

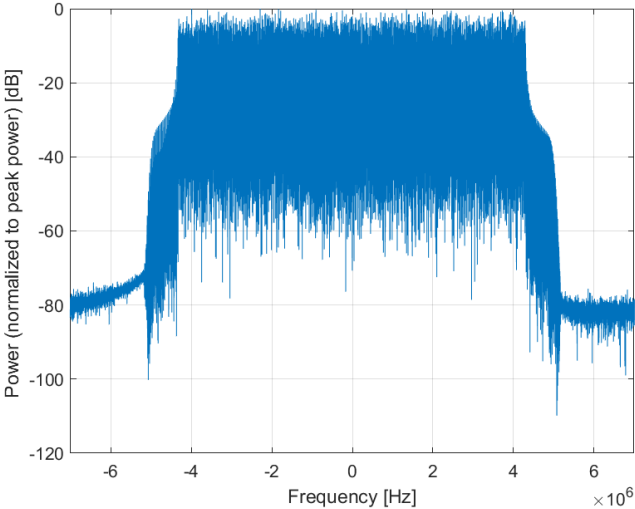
Bandwidth: 10.0 MHz  
Integration Time: 10.0 ms

<sup>1</sup> PAR (0.1%) in accordance with FCC KDB 971168, Section 6.0 "Measurement of the Peak-to-Average Power Ratio (PAPR)"

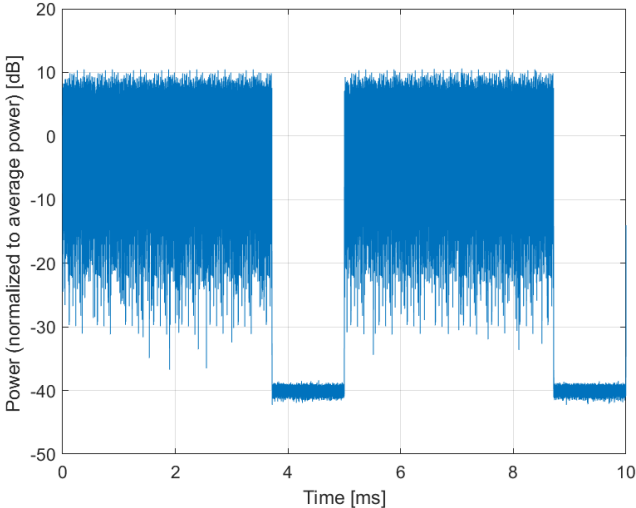
<sup>2</sup> Modulation Interference Factor (MIF) value valid only in conjunction with advanced probe response linearization calibration for the same communication system (same UID and version).



**Complementary Cumulative Distribution Function (CCDF)**



**Frequency Domain**



**Time Domain**

**Calibration Laboratory of  
Schmid & Partner  
Engineering AG**  
Zeughausstrasse 43, 8004 Zurich, Switzerland

Name: **5G NR DL (CP-OFDM, TM 3.1, 15 MHz, 64-QAM, 30 kHz)**

Group: 5G NR FR1 TDD  
UID: 10966-AAA

PAR: <sup>1</sup> **9.55 dB**  
MIF: <sup>2</sup> **-4.22 dB**

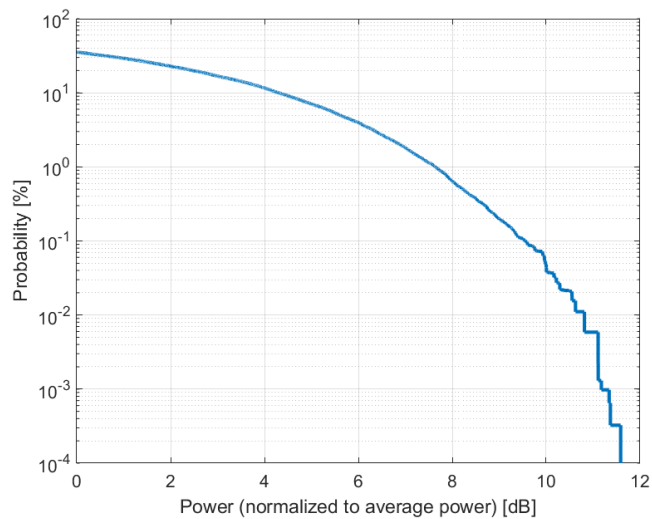
Standard Reference: SPEAG  
Category: Random amplitude modulation  
Modulation: 64-QAM  
Frequency Band: Band n34 (2010 - 2025 MHz)  
Band n38 (2570 - 2620 MHz)  
Band n39 (1880 - 1920 MHz)  
Band n40 (2300 - 2400 MHz)  
Band n41 (2496 - 2690 MHz)  
Band n48 (3550 - 3700 MHz)  
Band n50 (1432 - 1517 MHz)  
Band n77 (3300 - 4200 MHz)  
Band n78 (3300 - 3800 MHz)  
Band n79 (4400 - 5000 MHz)  
Validation band (0.0 - 6000.0 MHz)

Detailed Specification: Multiplexing Scheme: CP-OFDM  
Modulation Scheme: 64-QAM  
Subcarrier Spacing: 30 kHz  
Model: TM 3.1  
Data Type: PN9

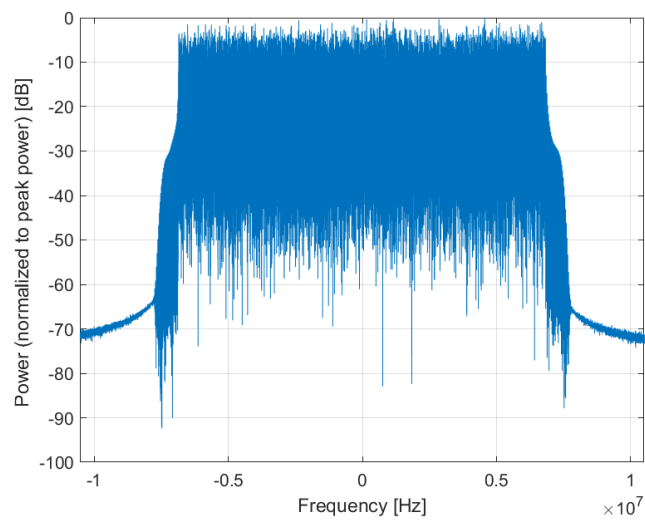
Bandwidth: 15.0 MHz  
Integration Time: 10.0 ms

<sup>1</sup> PAR (0.1%) in accordance with FCC KDB 971168, Section 6.0 "Measurement of the Peak-to-Average Power Ratio (PAPR)"

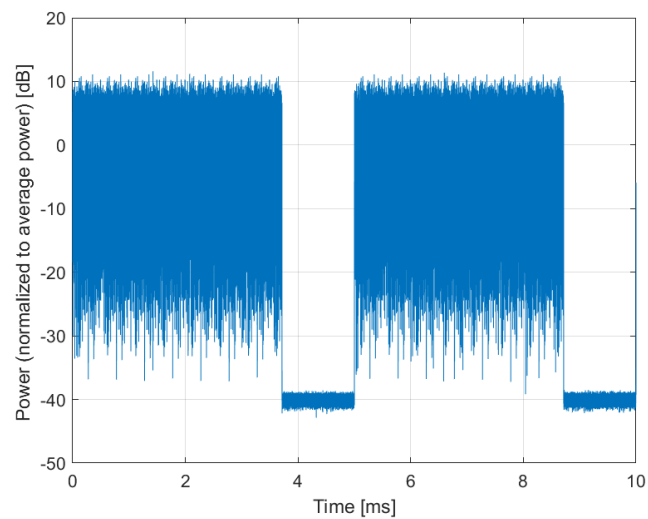
<sup>2</sup> Modulation Interference Factor (MIF) value valid only in conjunction with advanced probe response linearization calibration for the same communication system (same UID and version).



**Complementary Cumulative Distribution Function (CCDF)**



**Frequency Domain**



**Time Domain**

**Calibration Laboratory of  
Schmid & Partner  
Engineering AG**  
Zeughausstrasse 43, 8004 Zurich, Switzerland

Name: **5G NR DL (CP-OFDM, TM 3.1, 20 MHz, 64-QAM, 30 kHz)**

Group: 5G NR FR1 TDD  
UID: 10967-AAA

PAR: <sup>1</sup> **9.42 dB**  
MIF: <sup>2</sup> **-4.23 dB**

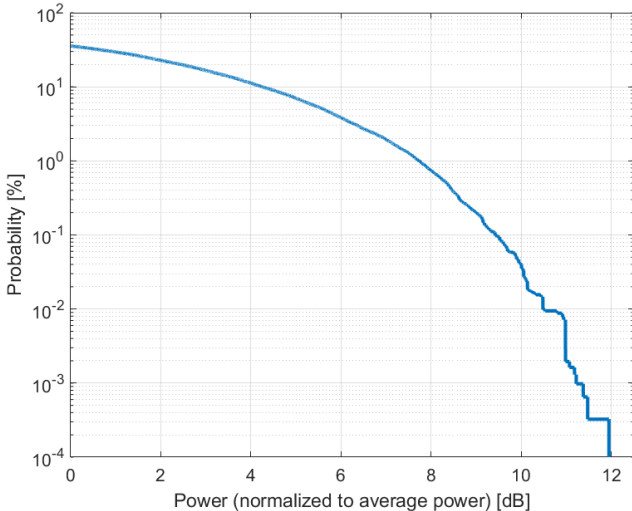
Standard Reference: SPEAG  
Category: Random amplitude modulation  
Modulation: 64-QAM  
Frequency Band: Band n38 (2570 - 2620 MHz)  
Band n39 (1880 - 1920 MHz)  
Band n40 (2300 - 2400 MHz)  
Band n41 (2496 - 2690 MHz)  
Band n48 (3550 - 3700 MHz)  
Band n50 (1432 - 1517 MHz)  
Band n77 (3300 - 4200 MHz)  
Band n78 (3300 - 3800 MHz)  
Band n79 (4400 - 5000 MHz)  
Validation band (0.0 - 6000.0 MHz)

Detailed Specification: Multiplexing Scheme: CP-OFDM  
Modulation Scheme: 64-QAM  
Subcarrier Spacing: 30 kHz  
Model: TM 3.1  
Data Type: PN9

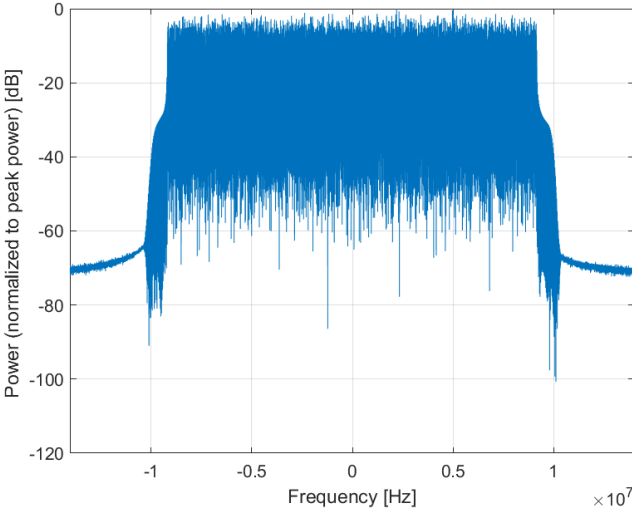
Bandwidth: 20.0 MHz  
Integration Time: 10.0 ms

<sup>1</sup> PAR (0.1%) in accordance with FCC KDB 971168, Section 6.0 "Measurement of the Peak-to-Average Power Ratio (PAPR)"

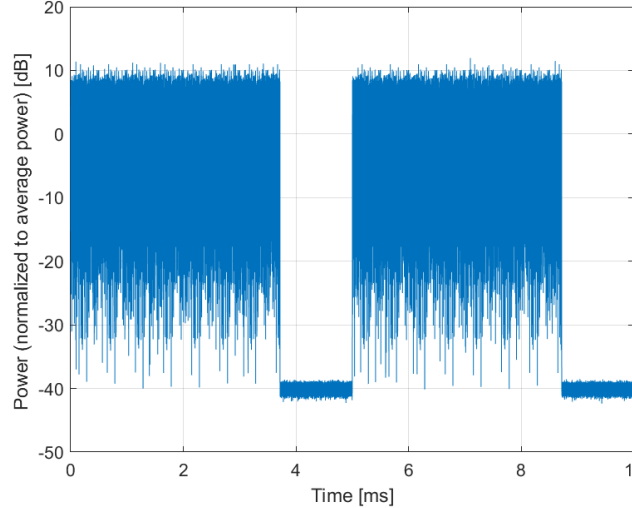
<sup>2</sup> Modulation Interference Factor (MIF) value valid only in conjunction with advanced probe response linearization calibration for the same communication system (same UID and version).



**Complementary Cumulative Distribution Function (CCDF)**



**Frequency Domain**



**Time Domain**



**Calibration Laboratory of  
Schmid & Partner  
Engineering AG**  
Zeughausstrasse 43, 8004 Zurich, Switzerland

Name: **5G NR DL (CP-OFDM, TM 3.1, 100 MHz, 64-QAM, 30 kHz)**

Group: 5G NR FR1 TDD  
UID: 10968-AAA

PAR: <sup>1</sup> **9.49 dB**  
MIF: <sup>2</sup> **-4.23 dB**

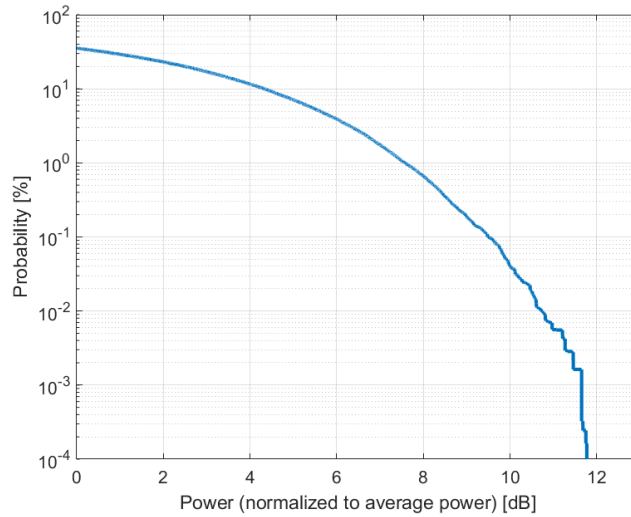
Standard Reference: SPEAG  
Category: Random amplitude modulation  
Modulation: 64-QAM  
Frequency Band: Band n41 (2496 - 2690 MHz)  
Band n48 (3550 - 3700 MHz)  
Band n77 (3300 - 4200 MHz)  
Band n78 (3300 - 3800 MHz)  
Band n79 (4400 - 5000 MHz)  
Validation band (0.0 - 6000.0 MHz)

Detailed Specification: Multiplexing Scheme: CP-OFDM  
Modulation Scheme: 64-QAM  
Subcarrier Spacing: 30 kHz  
Model: TM 3.1  
Data Type: PN9

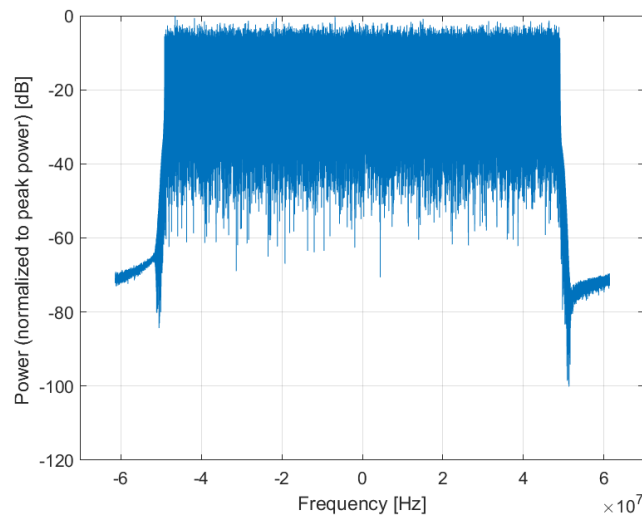
Bandwidth: 100.0 MHz  
Integration Time: 10.0 ms

<sup>1</sup> PAR (0.1%) in accordance with FCC KDB 971168, Section 6.0 "Measurement of the Peak-to-Average Power Ratio (PAPR)"

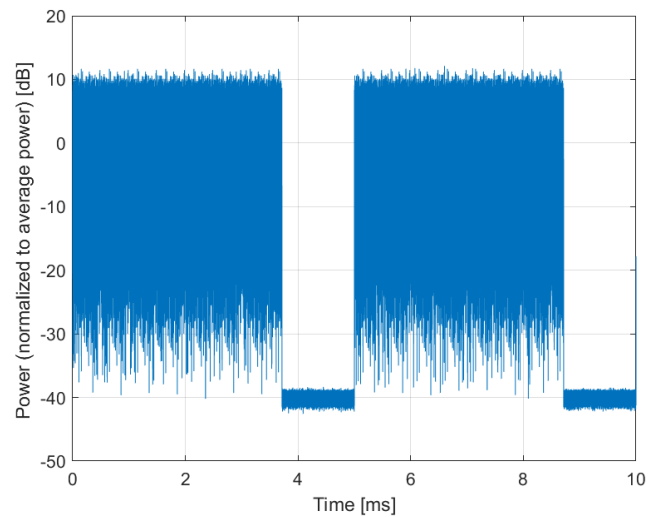
<sup>2</sup> Modulation Interference Factor (MIF) value valid only in conjunction with advanced probe response linearization calibration for the same communication system (same UID and version).



**Complementary Cumulative Distribution Function (CCDF)**



**Frequency Domain**



**Time Domain**