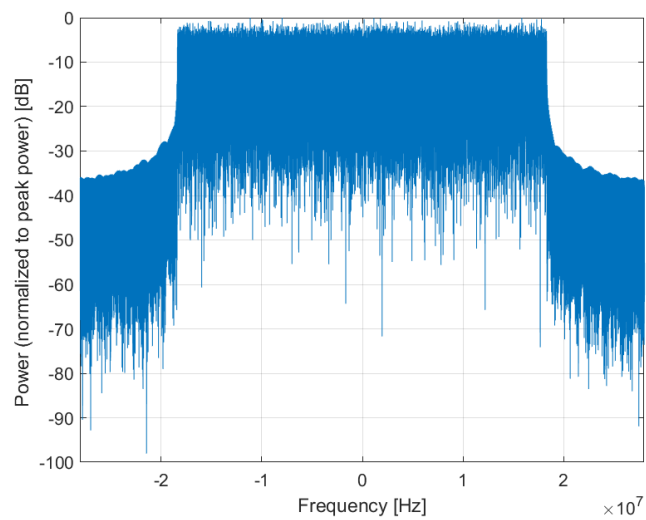
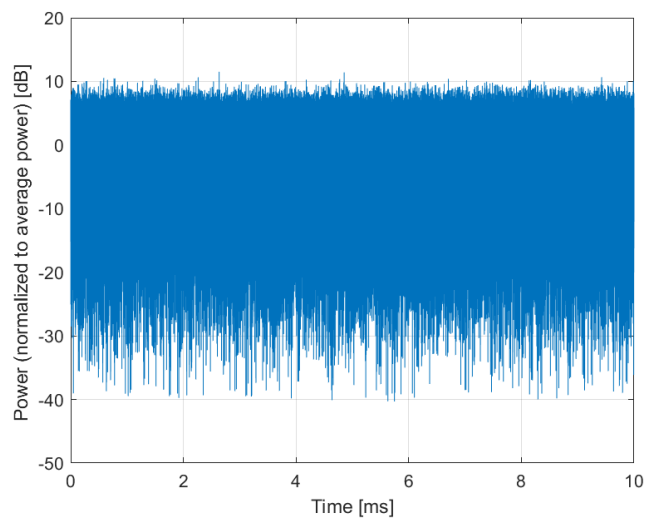


Complementary Cumulative Distribution Function (CCDF)



Frequency Domain



Time Domain

**Calibration Laboratory of
Schmid & Partner
Engineering AG**
Zeughausstrasse 43, 8004 Zurich, Switzerland

Name: **5G NR (CP-OFDM, 100% RB, 50 MHz, QPSK, 60 kHz)**

Group: 5G NR FR1 TDD
UID: 10860-AAC

PAR: ¹ **8.41 dB**
MIF: ² **-25.11 dB**

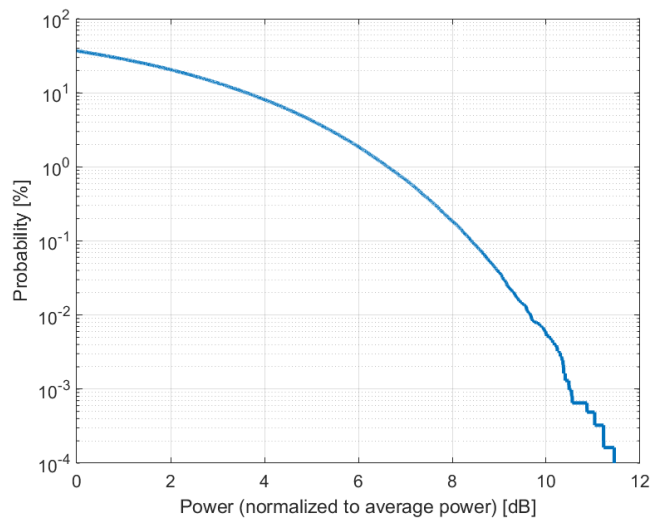
Standard Reference: SPEAG
Category: Random amplitude modulation
Modulation: QPSK
Frequency Band: Band n40 (2300 - 2400 MHz)
Band n41 (2496 - 2690 MHz)
Band n48 (3550 - 3700 MHz)
Band n50 (1432 - 1517 MHz)
Band n77 (3300 - 4200 MHz)
Band n78 (3300 - 3800 MHz)
Band n79 (4400 - 5000 MHz)
Validation band (0.0 - 6000.0 MHz)

Detailed Specification: Multiplexing Scheme: CP-OFDM
Modulation Scheme: QPSK
Subcarrier Spacing: 60 kHz
Number RBs: 65
Slot Format Index: 1
Data Type: PN9

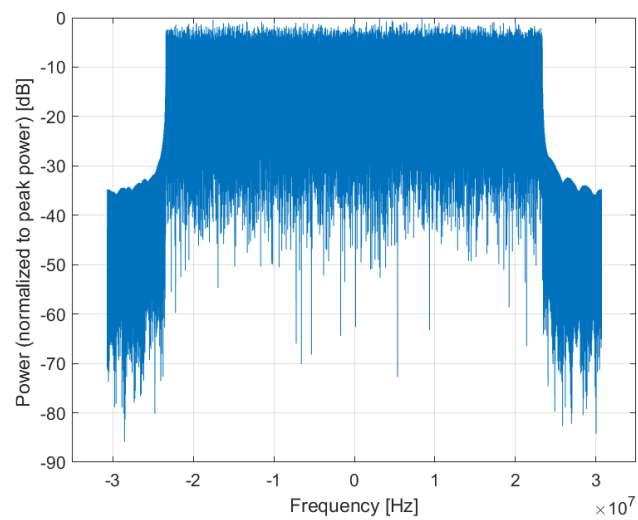
Bandwidth: 50.0 MHz
Integration Time: 10.0 ms

¹ PAR (0.1%) in accordance with FCC KDB 971168, Section 6.0 "Measurement of the Peak-to-Average Power Ratio (PAPR)"

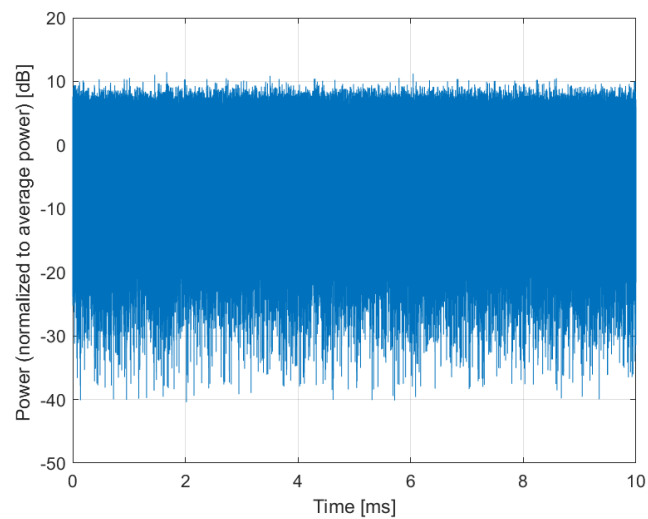
² Modulation Interference Factor (MIF) value valid only in conjunction with advanced probe response linearization calibration for the same communication system (same UID and version).



Complementary Cumulative Distribution Function (CCDF)



Frequency Domain



Time Domain

**Calibration Laboratory of
Schmid & Partner
Engineering AG**
Zeughausstrasse 43, 8004 Zurich, Switzerland

Name: **5G NR (CP-OFDM, 100% RB, 60 MHz, QPSK, 60 kHz)**

Group: 5G NR FR1 TDD
UID: 10861-AAC

PAR: ¹ **8.40 dB**
MIF: ² **-25.74 dB**

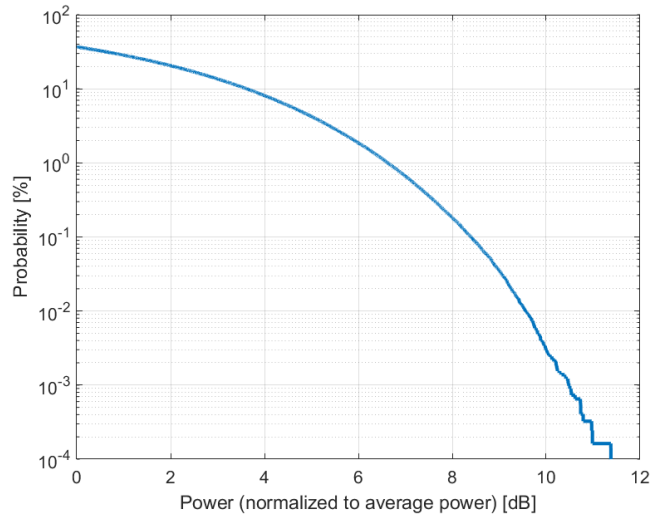
Standard Reference: SPEAG
Category: Random amplitude modulation
Modulation: QPSK
Frequency Band: Band n40 (2300 - 2400 MHz)
Band n41 (2496 - 2690 MHz)
Band n48 (3550 - 3700 MHz)
Band n50 (1432 - 1517 MHz)
Band n77 (3300 - 4200 MHz)
Band n78 (3300 - 3800 MHz)
Band n79 (4400 - 5000 MHz)
Validation band (0.0 - 6000.0 MHz)

Detailed Specification: Multiplexing Scheme: CP-OFDM
Modulation Scheme: QPSK
Subcarrier Spacing: 60 kHz
Number RBs: 79
Slot Format Index: 1
Data Type: PN9

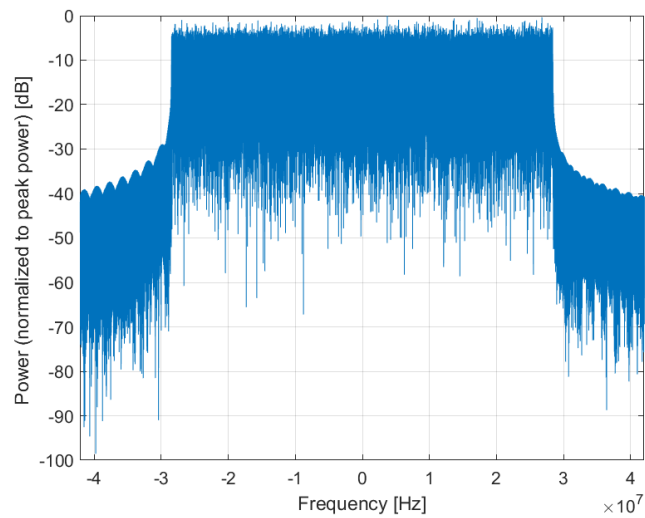
Bandwidth: 60.0 MHz
Integration Time: 10.0 ms

¹ PAR (0.1%) in accordance with FCC KDB 971168, Section 6.0 "Measurement of the Peak-to-Average Power Ratio (PAPR)"

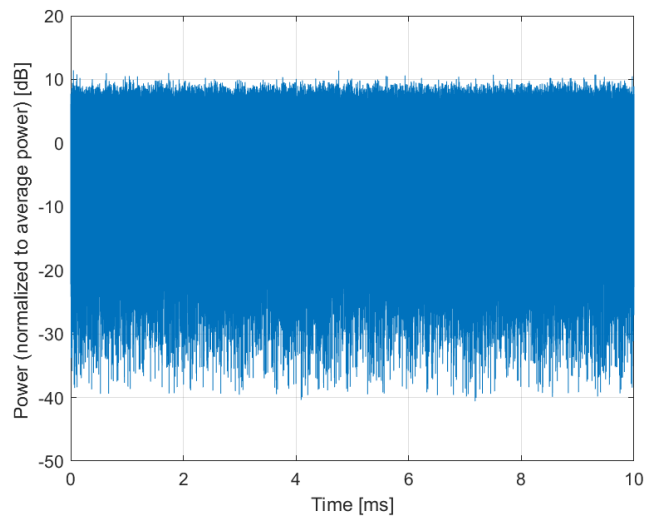
² Modulation Interference Factor (MIF) value valid only in conjunction with advanced probe response linearization calibration for the same communication system (same UID and version).



Complementary Cumulative Distribution Function (CCDF)



Frequency Domain



Time Domain

**Calibration Laboratory of
Schmid & Partner
Engineering AG**
Zeughausstrasse 43, 8004 Zurich, Switzerland

Name: **5G NR (CP-OFDM, 100% RB, 80 MHz, QPSK, 60 kHz)**

Group: 5G NR FR1 TDD
UID: 10863-AAC

PAR: ¹ **8.41 dB**
MIF: ² **-26.63 dB**

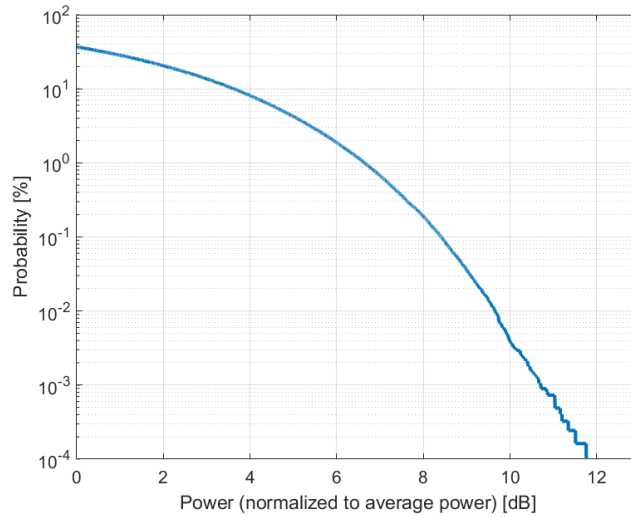
Standard Reference: SPEAG
Category: Random amplitude modulation
Modulation: QPSK
Frequency Band: Band n40 (2300 - 2400 MHz)
Band n41 (2496 - 2690 MHz)
Band n48 (3550 - 3700 MHz)
Band n50 (1432 - 1517 MHz)
Band n77 (3300 - 4200 MHz)
Band n78 (3300 - 3800 MHz)
Band n79 (4400 - 5000 MHz)
Validation band (0.0 - 6000.0 MHz)

Detailed Specification: Multiplexing Scheme: CP-OFDM
Modulation Scheme: QPSK
Subcarrier Spacing: 60 kHz
Number RBs: 107
Slot Format Index: 1
Data Type: PN9

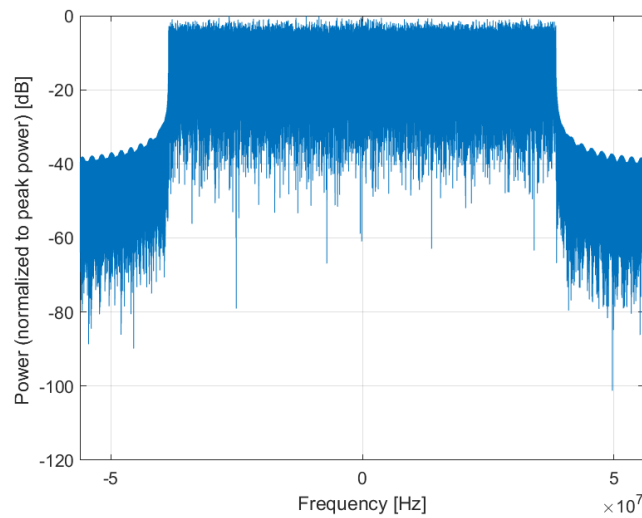
Bandwidth: 80.0 MHz
Integration Time: 10.0 ms

¹ PAR (0.1%) in accordance with FCC KDB 971168, Section 6.0 "Measurement of the Peak-to-Average Power Ratio (PAPR)"

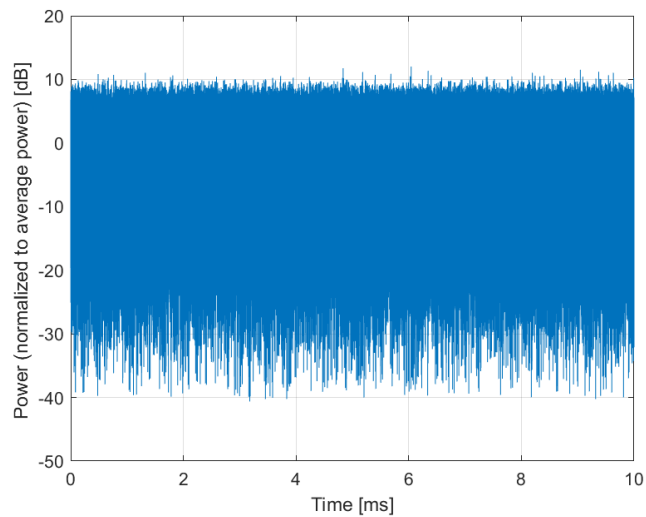
² Modulation Interference Factor (MIF) value valid only in conjunction with advanced probe response linearization calibration for the same communication system (same UID and version).



Complementary Cumulative Distribution Function (CCDF)



Frequency Domain



Time Domain

**Calibration Laboratory of
Schmid & Partner
Engineering AG**
Zeughausstrasse 43, 8004 Zurich, Switzerland

Name: **5G NR (CP-OFDM, 100% RB, 90 MHz, QPSK, 60 kHz)**

Group: 5G NR FR1 TDD
UID: 10864-AAC

PAR: ¹ **8.37 dB**
MIF: ² **-27.49 dB**

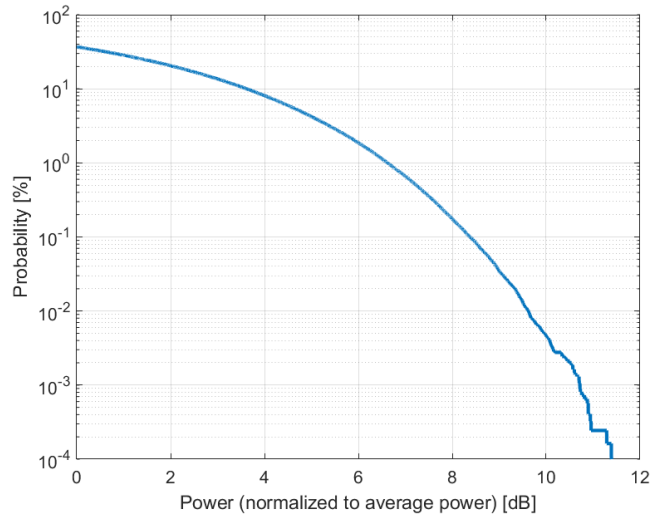
Standard Reference: SPEAG
Category: Random amplitude modulation
Modulation: QPSK
Frequency Band: Band n41 (2496 - 2690 MHz)
Band n48 (3550 - 3700 MHz)
Band n77 (3300 - 4200 MHz)
Band n78 (3300 - 3800 MHz)
Validation band (0.0 - 6000.0 MHz)

Detailed Specification: Multiplexing Scheme: CP-OFDM
Modulation Scheme: QPSK
Subcarrier Spacing: 60 kHz
Number RBs: 121
Slot Format Index: 1
Data Type: PN9

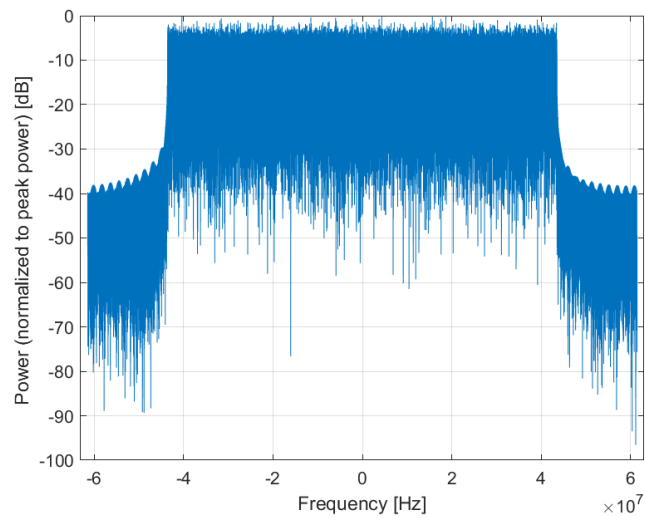
Bandwidth: 90.0 MHz
Integration Time: 10.0 ms

¹ PAR (0.1%) in accordance with FCC KDB 971168, Section 6.0 "Measurement of the Peak-to-Average Power Ratio (PAPR)"

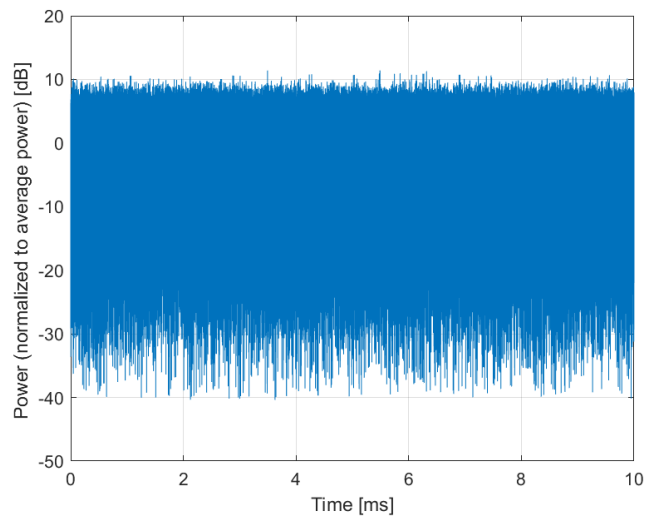
² Modulation Interference Factor (MIF) value valid only in conjunction with advanced probe response linearization calibration for the same communication system (same UID and version).



Complementary Cumulative Distribution Function (CCDF)



Frequency Domain



Time Domain

**Calibration Laboratory of
Schmid & Partner
Engineering AG**
Zeughausstrasse 43, 8004 Zurich, Switzerland

Name: **5G NR (CP-OFDM, 100% RB, 100 MHz, QPSK, 60 kHz)**

Group: 5G NR FR1 TDD
UID: 10865-AAC

PAR: ¹ **8.41 dB**
MIF: ² **-26.96 dB**

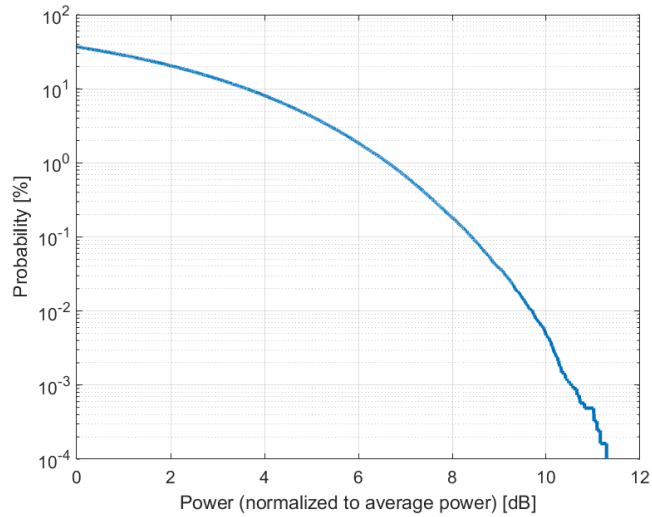
Standard Reference: SPEAG
Category: Random amplitude modulation
Modulation: QPSK
Frequency Band: Band n41 (2496 - 2690 MHz)
Band n48 (3550 - 3700 MHz)
Band n77 (3300 - 4200 MHz)
Band n78 (3300 - 3800 MHz)
Band n79 (4400 - 5000 MHz)
Validation band (0.0 - 6000.0 MHz)

Detailed Specification: Multiplexing Scheme: CP-OFDM
Modulation Scheme: QPSK
Subcarrier Spacing: 60 kHz
Number RBs: 135
Slot Format Index: 1
Data Type: PN9

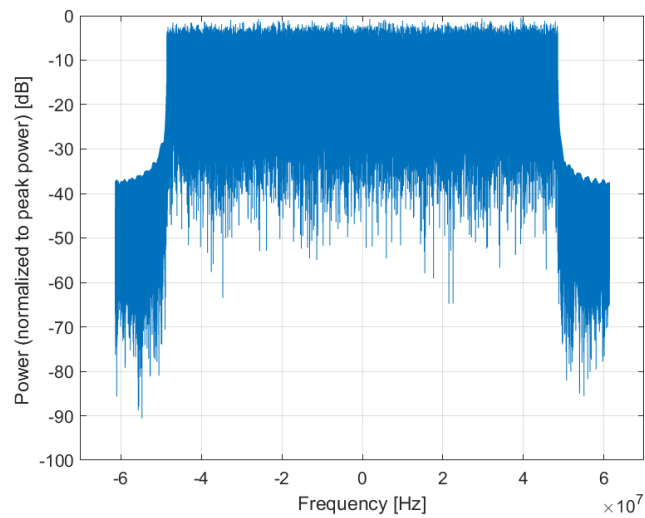
Bandwidth: 100.0 MHz
Integration Time: 10.0 ms

¹ PAR (0.1%) in accordance with FCC KDB 971168, Section 6.0 "Measurement of the Peak-to-Average Power Ratio (PAPR)"

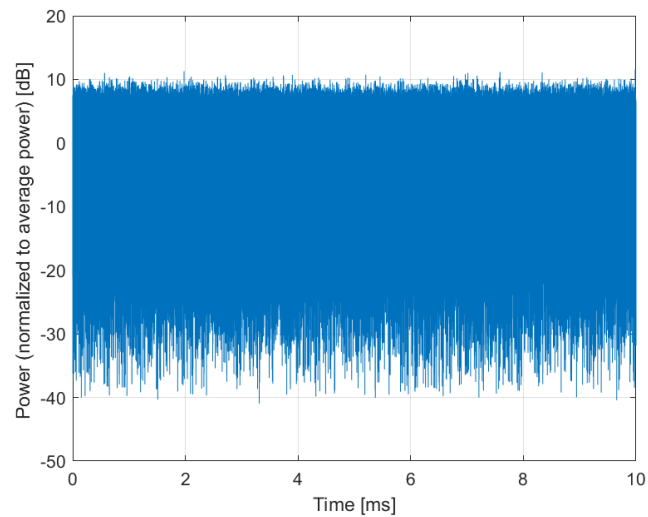
² Modulation Interference Factor (MIF) value valid only in conjunction with advanced probe response linearization calibration for the same communication system (same UID and version).



Complementary Cumulative Distribution Function (CCDF)



Frequency Domain



Time Domain

**Calibration Laboratory of
Schmid & Partner
Engineering AG**
Zeughausstrasse 43, 8004 Zurich, Switzerland

Name: **5G NR (DFT-s-OFDM, 1 RB, 100 MHz, QPSK, 30 kHz)**

Group: 5G NR FR1 TDD
UID: 10866-AAC

PAR: ¹ **5.68 dB**
MIF: ² **-16.69 dB**

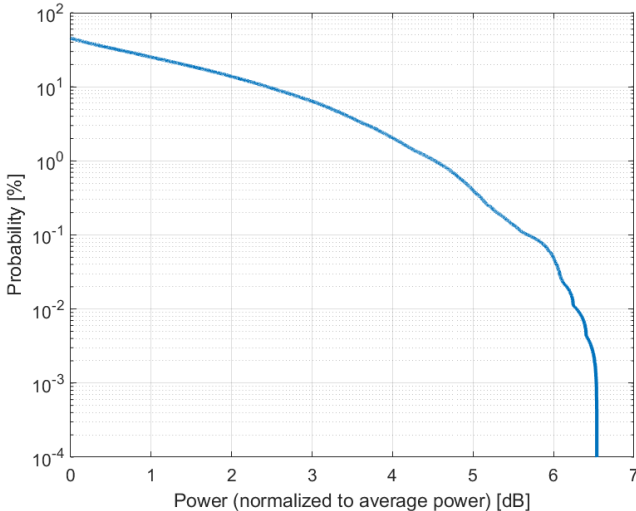
Standard Reference: SPEAG
Category: Random amplitude modulation
Modulation: QPSK
Frequency Band: Band n41 (2496 - 2690 MHz)
Band n48 (3550 - 3700 MHz)
Band n77 (3300 - 4200 MHz)
Band n78 (3300 - 3800 MHz)
Band n79 (4400 - 5000 MHz)
Validation band (0.0 - 6000.0 MHz)

Detailed Specification: Multiplexing Scheme: DFT-s-OFDM
Modulation Scheme: QPSK
Subcarrier Spacing: 30 kHz
Number RBs: 1
Slot Format Index: 1
Data Type: PN9

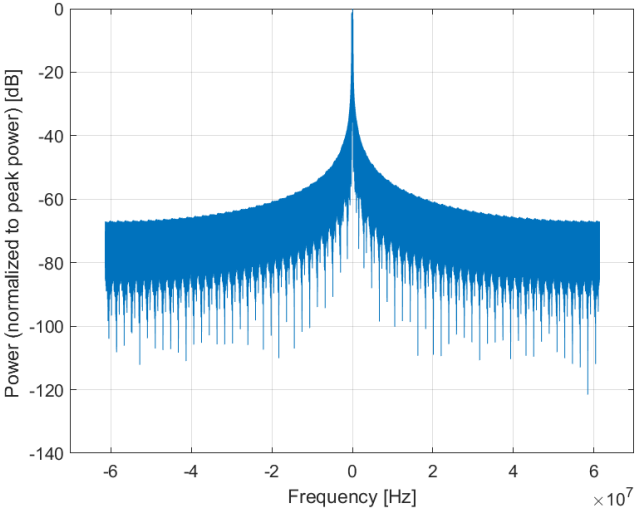
Bandwidth: 100.0 MHz
Integration Time: 10.0 ms

¹ PAR (0.1%) in accordance with FCC KDB 971168, Section 6.0 "Measurement of the Peak-to-Average Power Ratio (PAPR)"

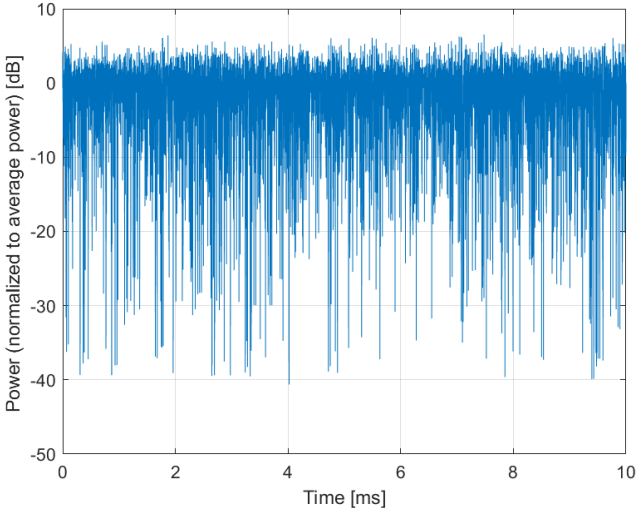
² Modulation Interference Factor (MIF) value valid only in conjunction with advanced probe response linearization calibration for the same communication system (same UID and version).



Complementary Cumulative Distribution Function (CCDF)



Frequency Domain



Time Domain

**Calibration Laboratory of
Schmid & Partner
Engineering AG**
Zeughausstrasse 43, 8004 Zurich, Switzerland

Name: **5G NR (DFT-s-OFDM, 100% RB, 100 MHz, QPSK, 30 kHz)**

Group: 5G NR FR1 TDD
UID: 10868-AAC

PAR: ¹ **5.89 dB**
MIF: ² **-20.47 dB**

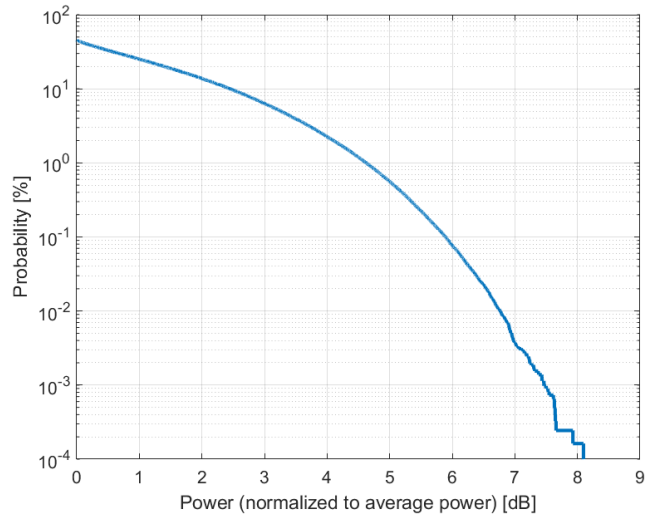
Standard Reference: SPEAG
Category: Random amplitude modulation
Modulation: QPSK
Frequency Band: Band n41 (2496 - 2690 MHz)
Band n48 (3550 - 3700 MHz)
Band n77 (3300 - 4200 MHz)
Band n78 (3300 - 3800 MHz)
Band n79 (4400 - 5000 MHz)
Validation band (0.0 - 6000.0 MHz)

Detailed Specification: Multiplexing Scheme: DFT-s-OFDM
Modulation Scheme: QPSK
Subcarrier Spacing: 30 kHz
Number RBs: 273
Slot Format Index: 1
Data Type: PN9

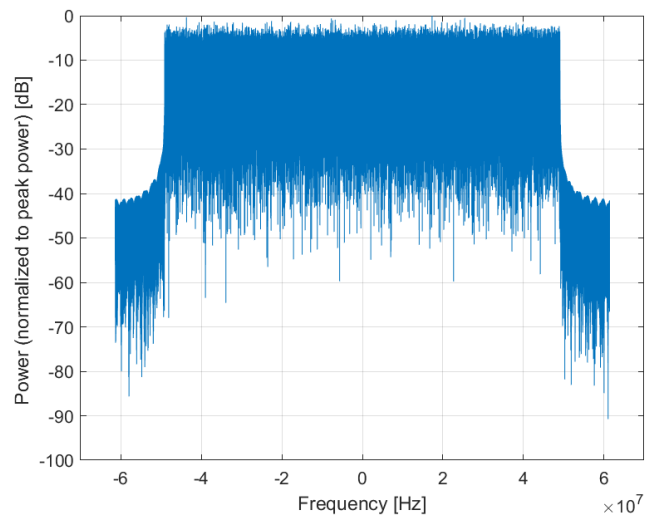
Bandwidth: 100.0 MHz
Integration Time: 10.0 ms

¹ PAR (0.1%) in accordance with FCC KDB 971168, Section 6.0 "Measurement of the Peak-to-Average Power Ratio (PAPR)"

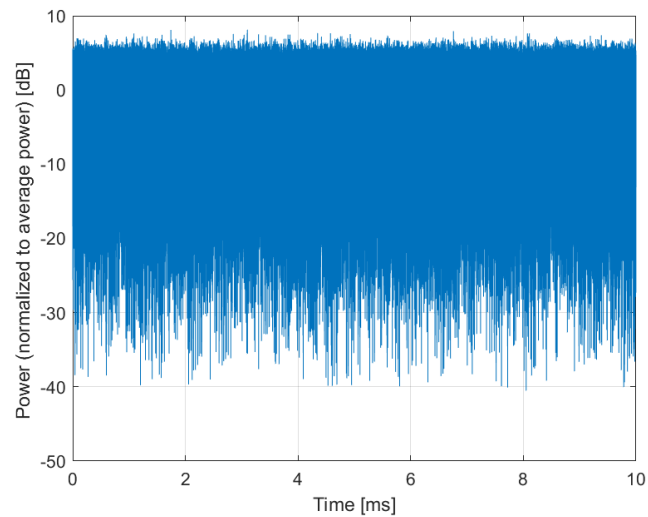
² Modulation Interference Factor (MIF) value valid only in conjunction with advanced probe response linearization calibration for the same communication system (same UID and version).



Complementary Cumulative Distribution Function (CCDF)



Frequency Domain



Time Domain

**Calibration Laboratory of
Schmid & Partner
Engineering AG**
Zeughausstrasse 43, 8004 Zurich, Switzerland

Name: **5G NR (DFT-s-OFDM, 1 RB, 100 MHz, QPSK, 120 kHz)**

Group: 5G NR FR2 TDD
UID: 10869-AAD

PAR: ¹ **5.75 dB**
MIF: ² **-19.60 dB**

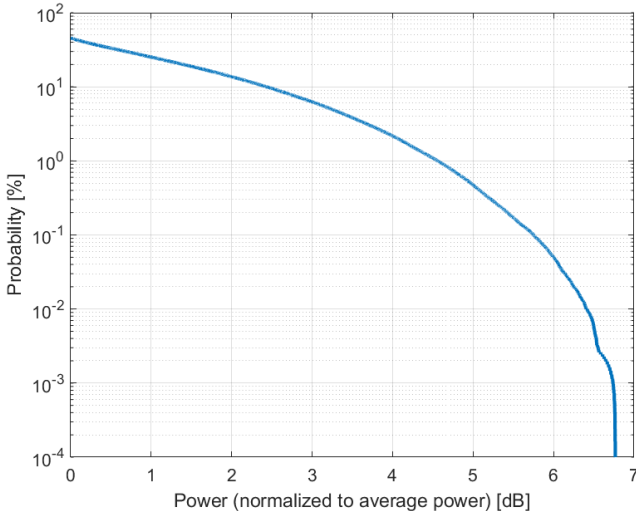
Standard Reference: SPEAG
Category: Random amplitude modulation
Modulation: QPSK
Frequency Band: Band n257 (26500 - 29500 MHz)
Band n258 (24200 - 27500 MHz)
Band n260 (37000 - 40000 MHz)
Band n261 (27500 - 28350 MHz)
Validation band (0.0 - 6000.0 MHz)

Detailed Specification: Multiplexing Scheme: DFT-s-OFDM
Modulation Scheme: QPSK
Subcarrier Spacing: 120 kHz
Number RBs: 1
Slot Format Index: 1
Data Type: PN9

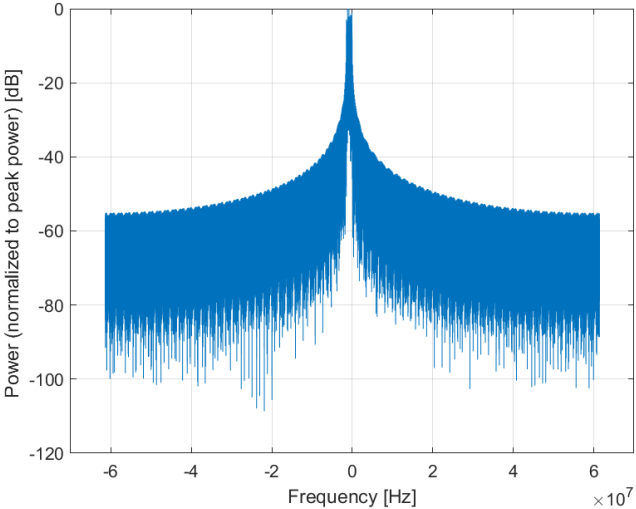
Bandwidth: 100.0 MHz
Integration Time: 10.0 ms

¹ PAR (0.1%) in accordance with FCC KDB 971168, Section 6.0 "Measurement of the Peak-to-Average Power Ratio (PAPR)"

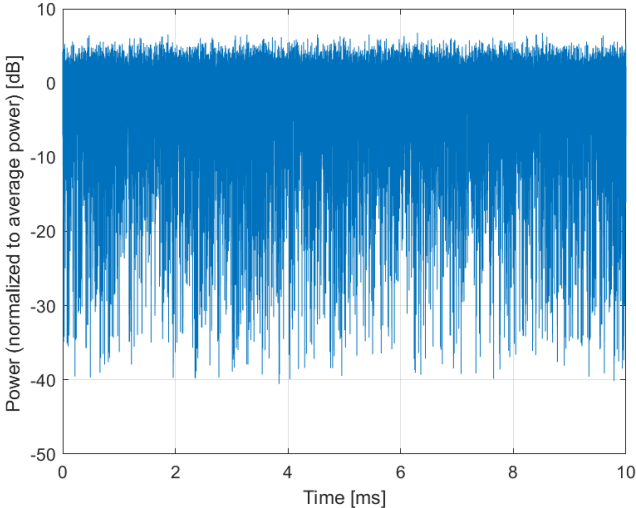
² Modulation Interference Factor (MIF) value valid only in conjunction with advanced probe response linearization calibration for the same communication system (same UID and version).



Complementary Cumulative Distribution Function (CCDF)



Frequency Domain



Time Domain

**Calibration Laboratory of
Schmid & Partner
Engineering AG**
Zeughausstrasse 43, 8004 Zurich, Switzerland

Name: **5G NR (DFT-s-OFDM, 100% RB, 100 MHz, QPSK, 120 kHz)**

Group: 5G NR FR2 TDD
UID: 10870-AAD

PAR: ¹ **5.86 dB**
MIF: ² **-28.74 dB**

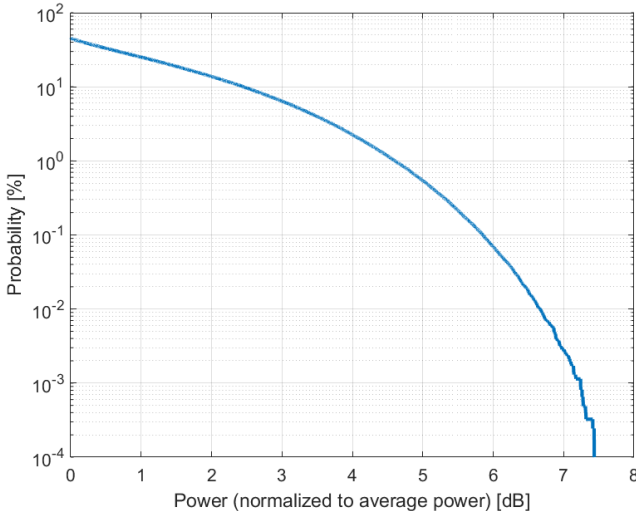
Standard Reference: SPEAG
Category: Random amplitude modulation
Modulation: QPSK
Frequency Band: Band n257 (26500 - 29500 MHz)
Band n258 (24200 - 27500 MHz)
Band n260 (37000 - 40000 MHz)
Band n261 (27500 - 28350 MHz)
Validation band (0.0 - 6000.0 MHz)

Detailed Specification: Multiplexing Scheme: DFT-s-OFDM
Modulation Scheme: QPSK
Subcarrier Spacing: 120 kHz
Number RBs: 66
Slot Format Index: 1
Data Type: PN9

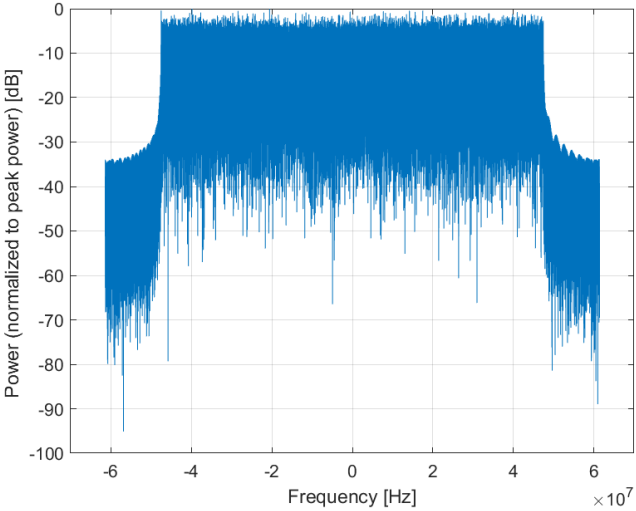
Bandwidth: 100.0 MHz
Integration Time: 10.0 ms

¹ PAR (0.1%) in accordance with FCC KDB 971168, Section 6.0 "Measurement of the Peak-to-Average Power Ratio (PAPR)"

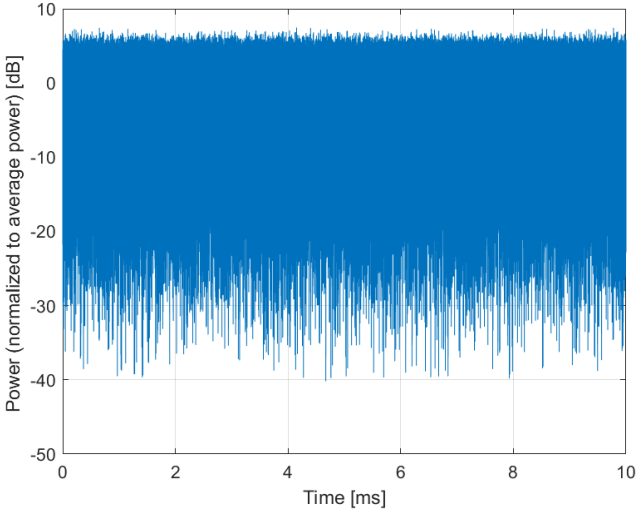
² Modulation Interference Factor (MIF) value valid only in conjunction with advanced probe response linearization calibration for the same communication system (same UID and version).



Complementary Cumulative Distribution Function (CCDF)



Frequency Domain



Time Domain

**Calibration Laboratory of
Schmid & Partner
Engineering AG**
Zeughausstrasse 43, 8004 Zurich, Switzerland

Name: **5G NR (DFT-s-OFDM, 1 RB, 100 MHz, 16QAM, 120 kHz)**

Group: 5G NR FR2 TDD
UID: 10871-AAD

PAR: ¹ **5.75 dB**
MIF: ² **-19.60 dB**

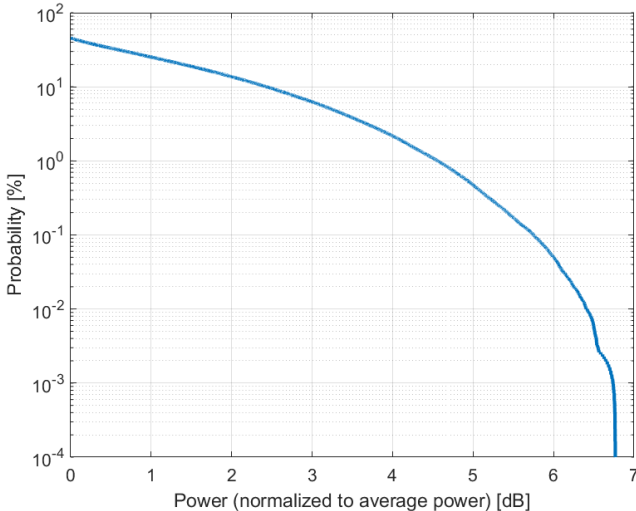
Standard Reference: SPEAG
Category: Random amplitude modulation
Modulation: 16QAM
Frequency Band: Band n257 (26500 - 29500 MHz)
Band n258 (24200 - 27500 MHz)
Band n260 (37000 - 40000 MHz)
Band n261 (27500 - 28350 MHz)
Validation band (0.0 - 6000.0 MHz)

Detailed Specification: Multiplexing Scheme: DFT-s-OFDM
Modulation Scheme: 16QAM
Subcarrier Spacing: 120 kHz
Number RBs: 1
Slot Format Index: 1
Data Type: PN9

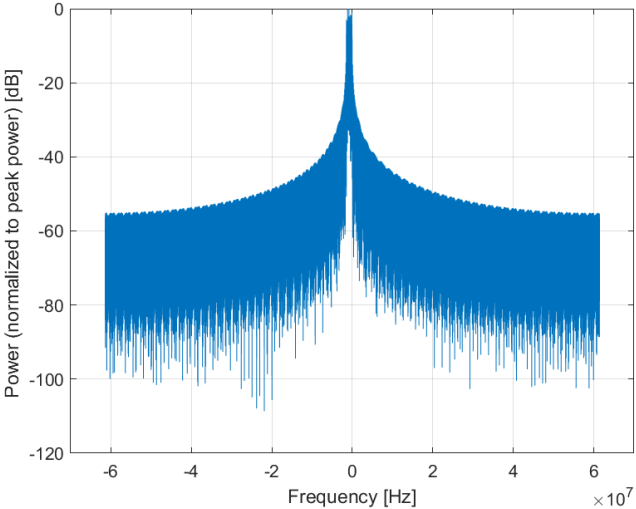
Bandwidth: 100.0 MHz
Integration Time: 10.0 ms

¹ PAR (0.1%) in accordance with FCC KDB 971168, Section 6.0 "Measurement of the Peak-to-Average Power Ratio (PAPR)"

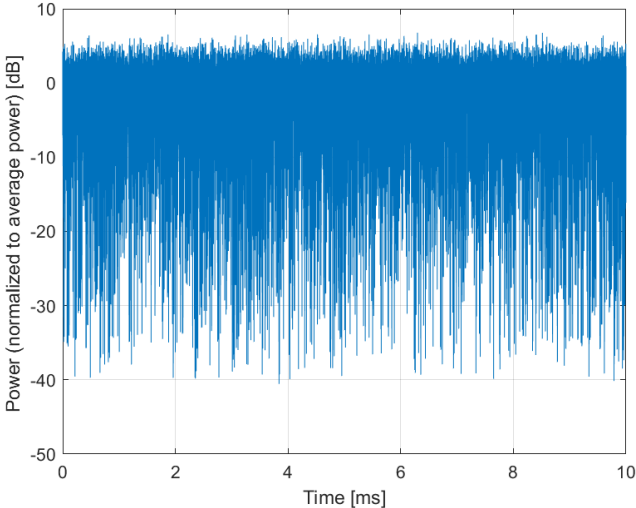
² Modulation Interference Factor (MIF) value valid only in conjunction with advanced probe response linearization calibration for the same communication system (same UID and version).



Complementary Cumulative Distribution Function (CCDF)



Frequency Domain



Time Domain

**Calibration Laboratory of
Schmid & Partner
Engineering AG**
Zeughausstrasse 43, 8004 Zurich, Switzerland

Name: **5G NR (DFT-s-OFDM, 100% RB, 100 MHz, 16QAM, 120 kHz)**

Group: 5G NR FR2 TDD
UID: 10872-AAD

PAR: ¹ **6.52 dB**
MIF: ² **-25.81 dB**

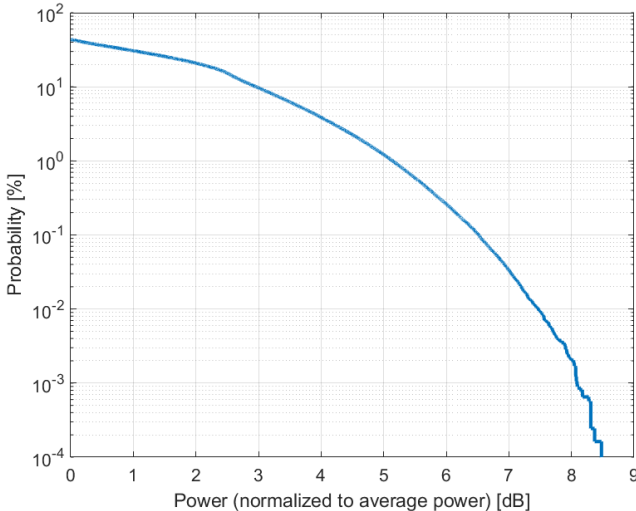
Standard Reference: SPEAG
Category: Random amplitude modulation
Modulation: 16QAM
Frequency Band: Band n257 (26500 - 29500 MHz)
Band n258 (24200 - 27500 MHz)
Band n260 (37000 - 40000 MHz)
Band n261 (27500 - 28350 MHz)
Validation band (0.0 - 6000.0 MHz)

Detailed Specification: Multiplexing Scheme: DFT-s-OFDM
Modulation Scheme: 16QAM
Subcarrier Spacing: 120 kHz
Number RBs: 66
Slot Format Index: 1
Data Type: PN9

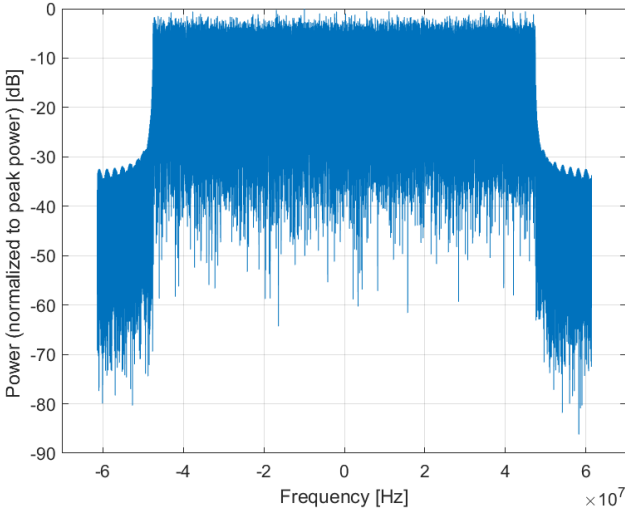
Bandwidth: 100.0 MHz
Integration Time: 10.0 ms

¹ PAR (0.1%) in accordance with FCC KDB 971168, Section 6.0 "Measurement of the Peak-to-Average Power Ratio (PAPR)"

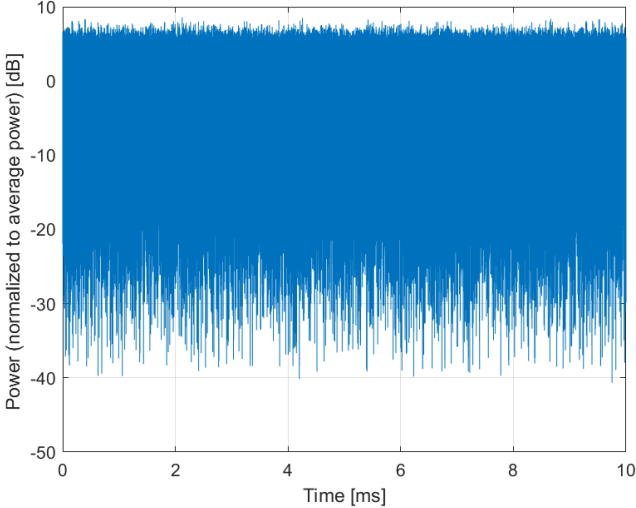
² Modulation Interference Factor (MIF) value valid only in conjunction with advanced probe response linearization calibration for the same communication system (same UID and version).



Complementary Cumulative Distribution Function (CCDF)



Frequency Domain



Time Domain

**Calibration Laboratory of
Schmid & Partner
Engineering AG**
Zeughausstrasse 43, 8004 Zurich, Switzerland

Name: **5G NR (DFT-s-OFDM, 1 RB, 100 MHz, 64QAM, 120 kHz)**

Group: 5G NR FR2 TDD
UID: 10873-AAD

PAR: ¹ **6.61 dB**
MIF: ² **-17.01 dB**

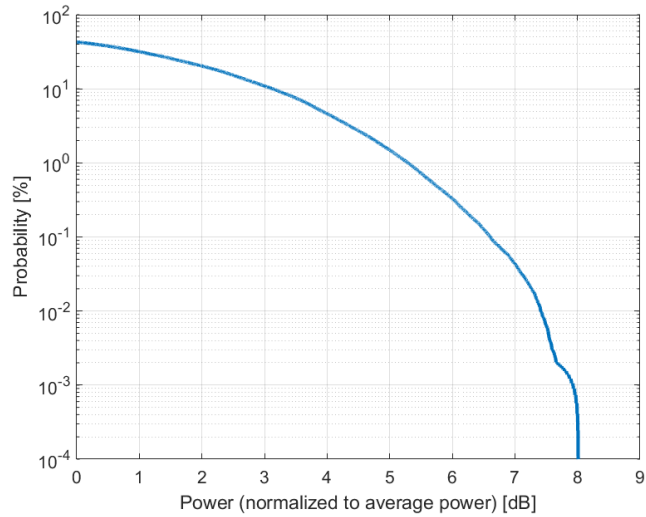
Standard Reference: SPEAG
Category: Random amplitude modulation
Modulation: 64QAM
Frequency Band: Band n257 (26500 - 29500 MHz)
Band n258 (24200 - 27500 MHz)
Band n260 (37000 - 40000 MHz)
Band n261 (27500 - 28350 MHz)
Validation band (0.0 - 6000.0 MHz)

Detailed Specification: Multiplexing Scheme: DFT-s-OFDM
Modulation Scheme: 64QAM
Subcarrier Spacing: 120 kHz
Number RBs: 1
Slot Format Index: 1
Data Type: PN9

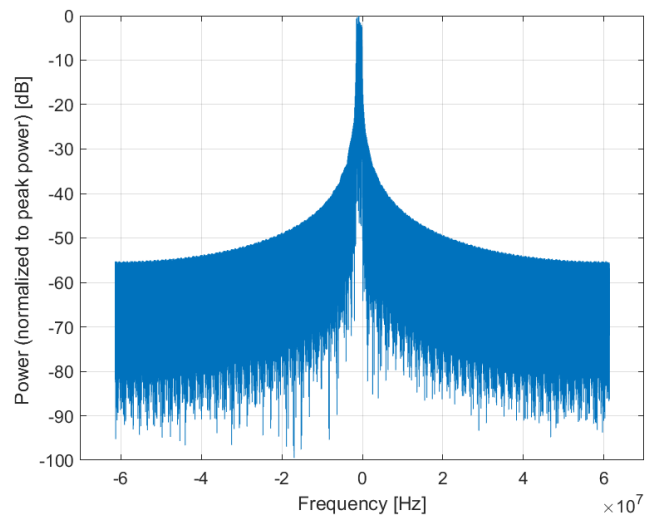
Bandwidth: 100.0 MHz
Integration Time: 10.0 ms

¹ PAR (0.1%) in accordance with FCC KDB 971168, Section 6.0 "Measurement of the Peak-to-Average Power Ratio (PAPR)"

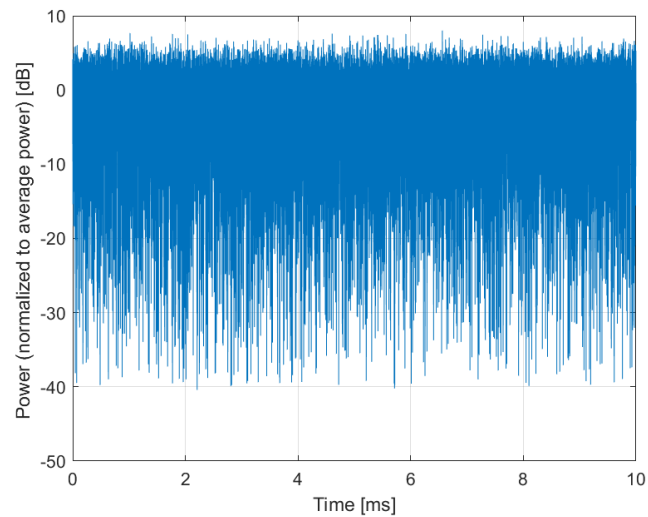
² Modulation Interference Factor (MIF) value valid only in conjunction with advanced probe response linearization calibration for the same communication system (same UID and version).



Complementary Cumulative Distribution Function (CCDF)



Frequency Domain



Time Domain

**Calibration Laboratory of
Schmid & Partner
Engineering AG**
Zeughausstrasse 43, 8004 Zurich, Switzerland

Name: **5G NR (DFT-s-OFDM, 100% RB, 100 MHz, 64QAM, 120 kHz)**

Group: 5G NR FR2 TDD
UID: 10874-AAD

PAR: ¹ **6.65 dB**
MIF: ² **-26.14 dB**

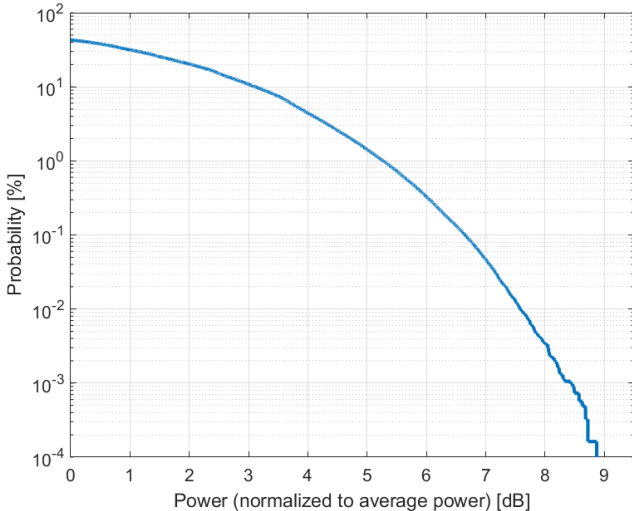
Standard Reference: SPEAG
Category: Random amplitude modulation
Modulation: 64QAM
Frequency Band: Band n257 (26500 - 29500 MHz)
Band n258 (24200 - 27500 MHz)
Band n260 (37000 - 40000 MHz)
Band n261 (27500 - 28350 MHz)
Validation band (0.0 - 6000.0 MHz)

Detailed Specification: Multiplexing Scheme: DFT-s-OFDM
Modulation Scheme: 64QAM
Subcarrier Spacing: 120 kHz
Number RBs: 66
Slot Format Index: 1
Data Type: PN9

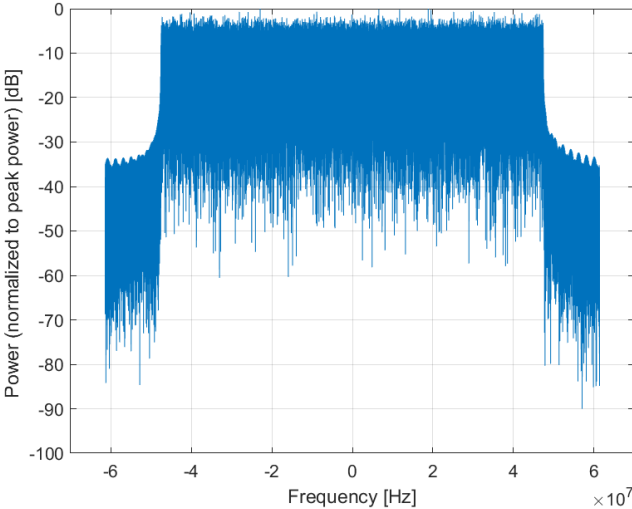
Bandwidth: 100.0 MHz
Integration Time: 10.0 ms

¹ PAR (0.1%) in accordance with FCC KDB 971168, Section 6.0 "Measurement of the Peak-to-Average Power Ratio (PAPR)"

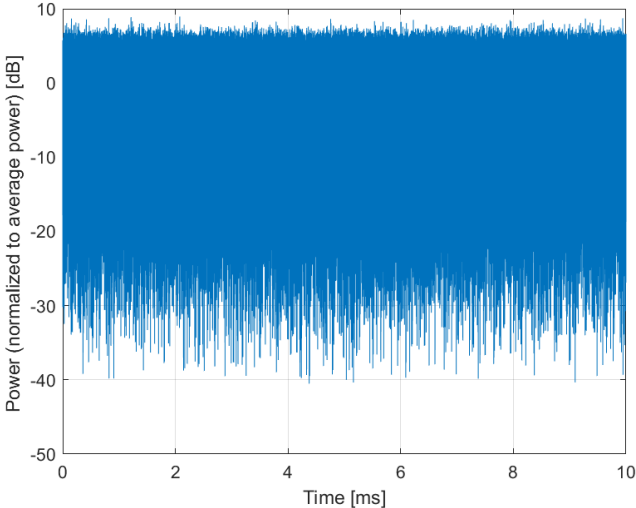
² Modulation Interference Factor (MIF) value valid only in conjunction with advanced probe response linearization calibration for the same communication system (same UID and version).



Complementary Cumulative Distribution Function (CCDF)



Frequency Domain



Time Domain

**Calibration Laboratory of
Schmid & Partner
Engineering AG**
Zeughausstrasse 43, 8004 Zurich, Switzerland

Name: **5G NR (CP-OFDM, 1 RB, 100 MHz, QPSK, 120 kHz)**

Group: 5G NR FR2 TDD
UID: 10875-AAD

PAR: ¹ **7.78 dB**
MIF: ² **-18.27 dB**

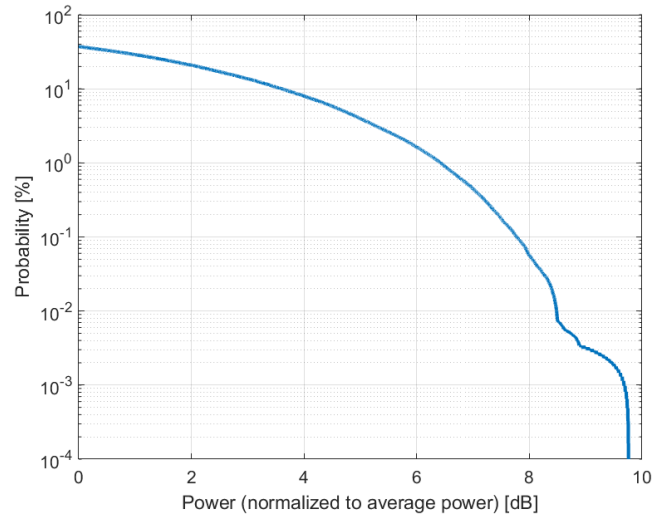
Standard Reference: SPEAG
Category: Random amplitude modulation
Modulation: QPSK
Frequency Band: Band n257 (26500 - 29500 MHz)
Band n258 (24200 - 27500 MHz)
Band n260 (37000 - 40000 MHz)
Band n261 (27500 - 28350 MHz)
Validation band (0.0 - 6000.0 MHz)

Detailed Specification: Multiplexing Scheme: CP-OFDM
Modulation Scheme: QPSK
Subcarrier Spacing: 120 kHz
Number RBs: 1
Slot Format Index: 1
Data Type: PN9

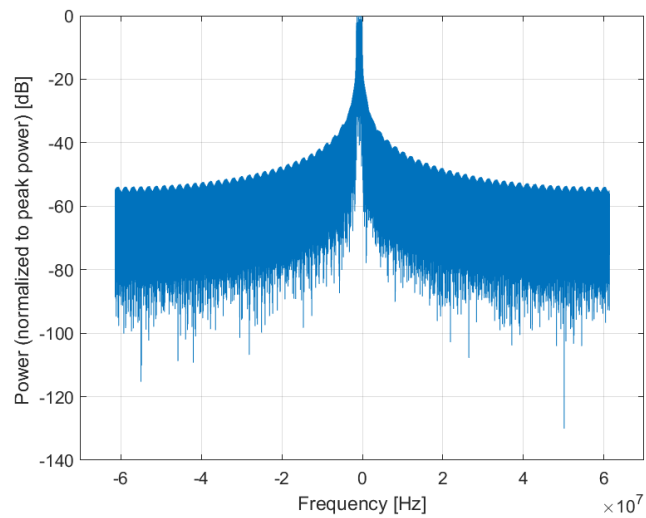
Bandwidth: 100.0 MHz
Integration Time: 10.0 ms

¹ PAR (0.1%) in accordance with FCC KDB 971168, Section 6.0 "Measurement of the Peak-to-Average Power Ratio (PAPR)"

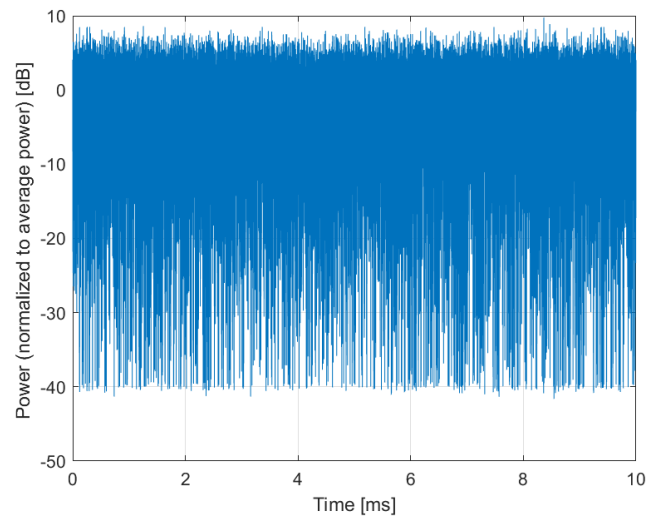
² Modulation Interference Factor (MIF) value valid only in conjunction with advanced probe response linearization calibration for the same communication system (same UID and version).



Complementary Cumulative Distribution Function (CCDF)



Frequency Domain



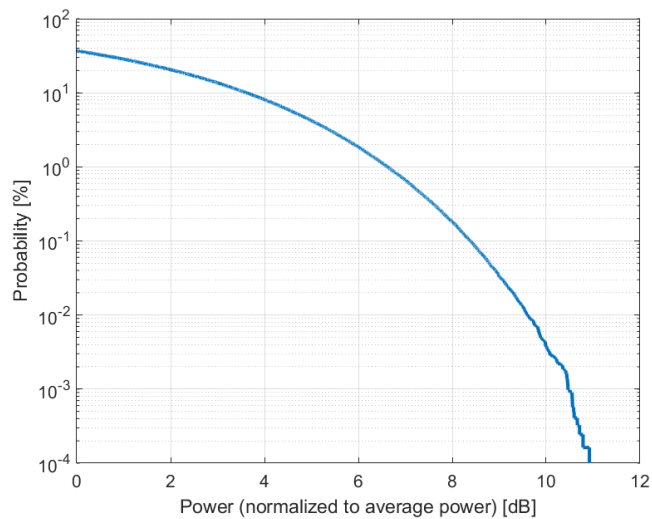
Time Domain

**Calibration Laboratory of
Schmid & Partner
Engineering AG**
Zeughausstrasse 43, 8004 Zurich, Switzerland

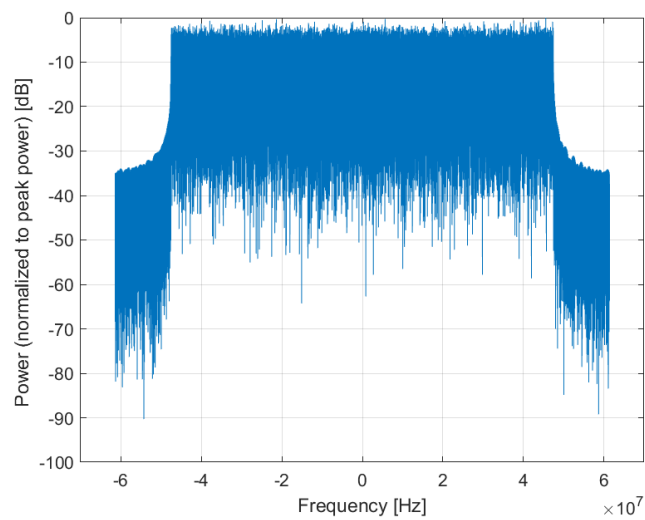
| | |
|-------------------------|--|
| Name: | 5G NR (CP-OFDM, 100% RB, 100 MHz, QPSK, 120 kHz) |
| Group: | 5G NR FR2 TDD |
| UID: | 10876-AAD |
| PAR: ¹ | 8.39 dB |
| MIF: ² | -27.31 dB |
| Standard Reference: | SPEAG |
| Category: | Random amplitude modulation |
| Modulation: | QPSK |
| Frequency Band: | Band n257 (26500 - 29500 MHz) Band n258 (24200 - 27500 MHz) Band n260 (37000 - 40000 MHz) Band n261 (27500 - 28350 MHz) Validation band (0.0 - 6000.0 MHz) |
| Detailed Specification: | Multiplexing Scheme: CP-OFDM Modulation Scheme: QPSK Subcarrier Spacing: 120 kHz Number RBs: 66 Slot Format Index: 1 Data Type: PN9 |
| Bandwidth: | 100.0 MHz |
| Integration Time: | 10.0 ms |

¹ PAR (0.1%) in accordance with FCC KDB 971168, Section 6.0 "Measurement of the Peak-to-Average Power Ratio (PAPR)"

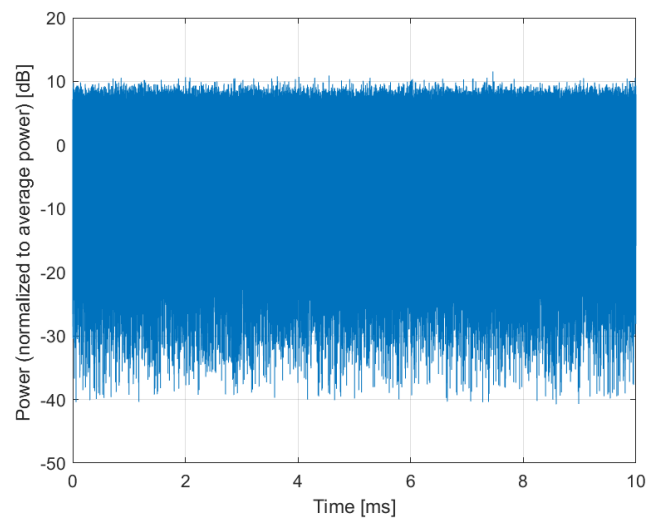
² Modulation Interference Factor (MIF) value valid only in conjunction with advanced probe response linearization calibration for the same communication system (same UID and version).



Complementary Cumulative Distribution Function (CCDF)



Frequency Domain



Time Domain

**Calibration Laboratory of
Schmid & Partner
Engineering AG**
Zeughausstrasse 43, 8004 Zurich, Switzerland

Name: **5G NR (CP-OFDM, 1 RB, 100 MHz, 16QAM, 120 kHz)**

Group: 5G NR FR2 TDD
UID: 10877-AAD

PAR: ¹ **7.95 dB**
MIF: ² **-16.50 dB**

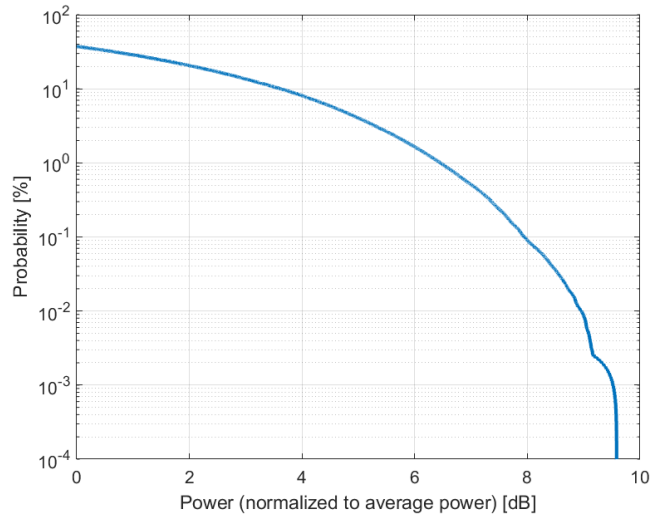
Standard Reference: SPEAG
Category: Random amplitude modulation
Modulation: 16QAM
Frequency Band: Band n257 (26500 - 29500 MHz)
Band n258 (24200 - 27500 MHz)
Band n260 (37000 - 40000 MHz)
Band n261 (27500 - 28350 MHz)
Validation band (0.0 - 6000.0 MHz)

Detailed Specification: Multiplexing Scheme: CP-OFDM
Modulation Scheme: 16QAM
Subcarrier Spacing: 120 kHz
Number RBs: 1
Slot Format Index: 1
Data Type: PN9

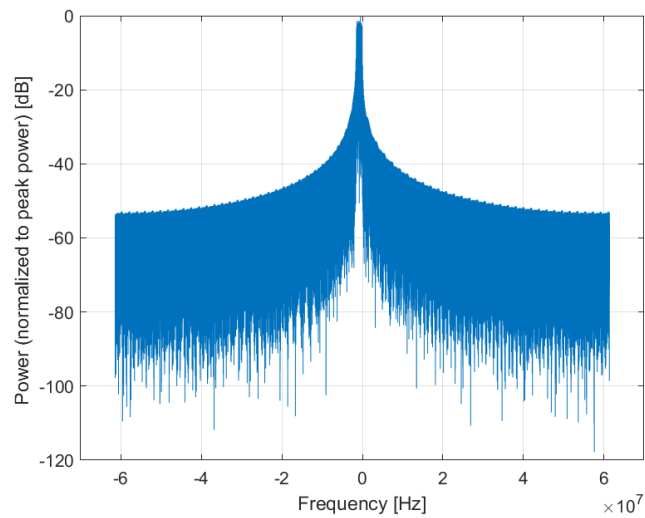
Bandwidth: 100.0 MHz
Integration Time: 10.0 ms

¹ PAR (0.1%) in accordance with FCC KDB 971168, Section 6.0 "Measurement of the Peak-to-Average Power Ratio (PAPR)"

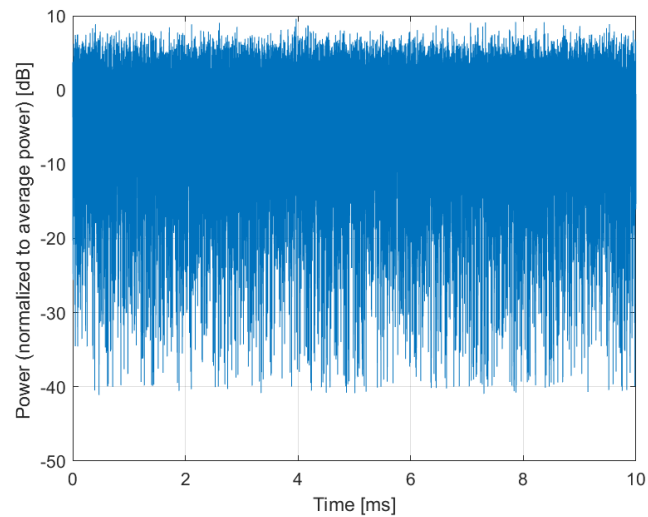
² Modulation Interference Factor (MIF) value valid only in conjunction with advanced probe response linearization calibration for the same communication system (same UID and version).



Complementary Cumulative Distribution Function (CCDF)



Frequency Domain



Time Domain

**Calibration Laboratory of
Schmid & Partner
Engineering AG**
Zeughausstrasse 43, 8004 Zurich, Switzerland

Name: **5G NR (CP-OFDM, 100% RB, 100 MHz, 16QAM, 120 kHz)**

Group: 5G NR FR2 TDD
UID: 10878-AAD

PAR: ¹ **8.41 dB**
MIF: ² **-26.23 dB**

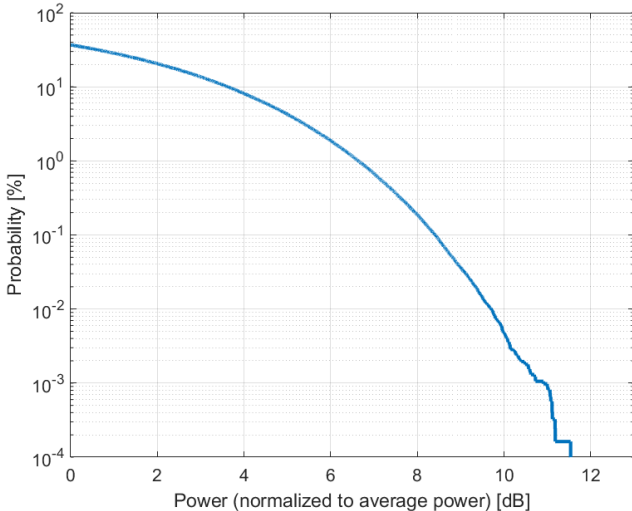
Standard Reference: SPEAG
Category: Random amplitude modulation
Modulation: 16QAM
Frequency Band: Band n257 (26500 - 29500 MHz)
Band n258 (24200 - 27500 MHz)
Band n260 (37000 - 40000 MHz)
Band n261 (27500 - 28350 MHz)
Validation band (0.0 - 6000.0 MHz)

Detailed Specification: Multiplexing Scheme: CP-OFDM
Modulation Scheme: 16QAM
Subcarrier Spacing: 120 kHz
Number RBs: 66
Slot Format Index: 1
Data Type: PN9

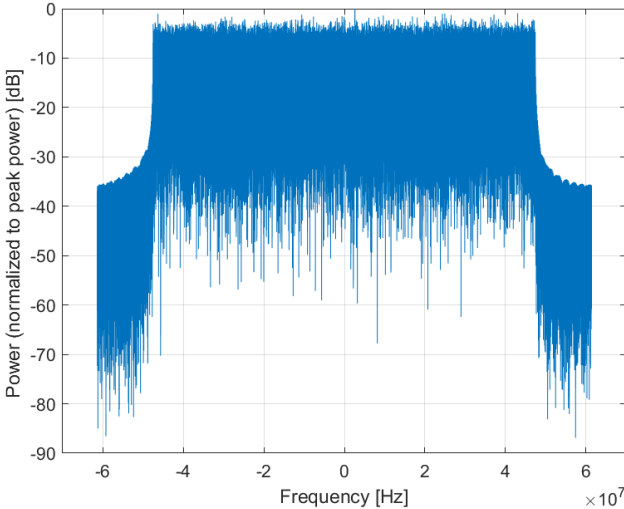
Bandwidth: 100.0 MHz
Integration Time: 10.0 ms

¹ PAR (0.1%) in accordance with FCC KDB 971168, Section 6.0 "Measurement of the Peak-to-Average Power Ratio (PAPR)"

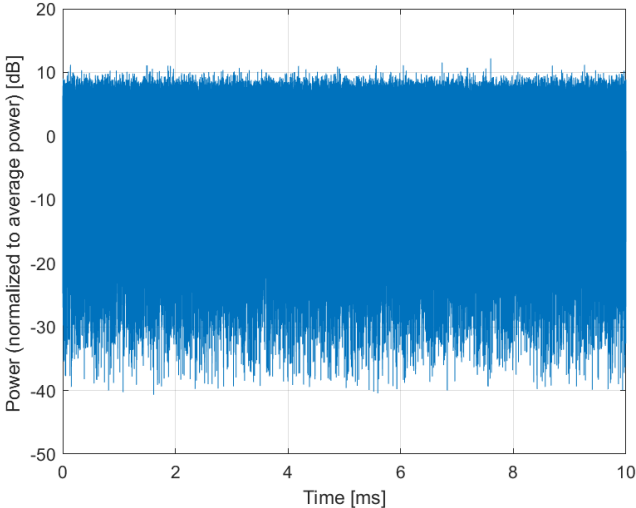
² Modulation Interference Factor (MIF) value valid only in conjunction with advanced probe response linearization calibration for the same communication system (same UID and version).



Complementary Cumulative Distribution Function (CCDF)



Frequency Domain



Time Domain

**Calibration Laboratory of
Schmid & Partner
Engineering AG**
Zeughausstrasse 43, 8004 Zurich, Switzerland

Name: **5G NR (CP-OFDM, 1 RB, 100 MHz, 64QAM, 120 kHz)**

Group: 5G NR FR2 TDD
UID: 10879-AAD

PAR: ¹ **8.12 dB**
MIF: ² **-17.11 dB**

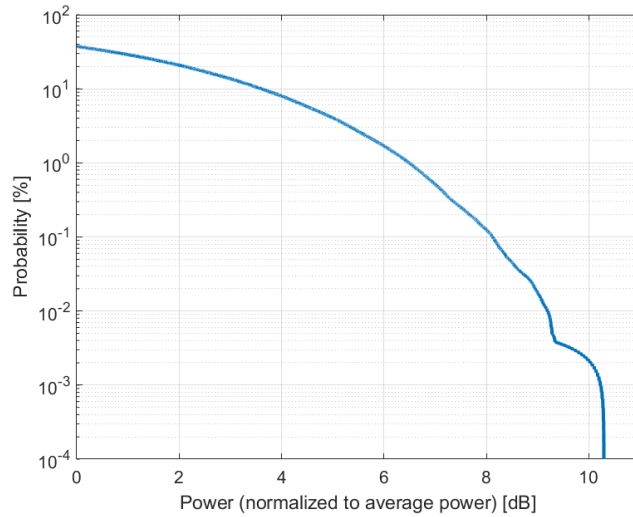
Standard Reference: SPEAG
Category: Random amplitude modulation
Modulation: 64QAM
Frequency Band: Band n257 (26500 - 29500 MHz)
Band n258 (24200 - 27500 MHz)
Band n260 (37000 - 40000 MHz)
Band n261 (27500 - 28350 MHz)
Validation band (0.0 - 6000.0 MHz)

Detailed Specification: Multiplexing Scheme: CP-OFDM
Modulation Scheme: 64QAM
Subcarrier Spacing: 120 kHz
Number RBs: 1
Slot Format Index: 1
Data Type: PN9

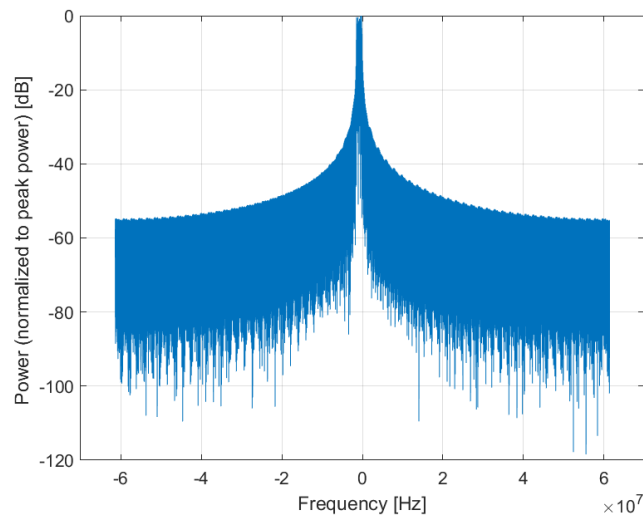
Bandwidth: 100.0 MHz
Integration Time: 10.0 ms

¹ PAR (0.1%) in accordance with FCC KDB 971168, Section 6.0 "Measurement of the Peak-to-Average Power Ratio (PAPR)"

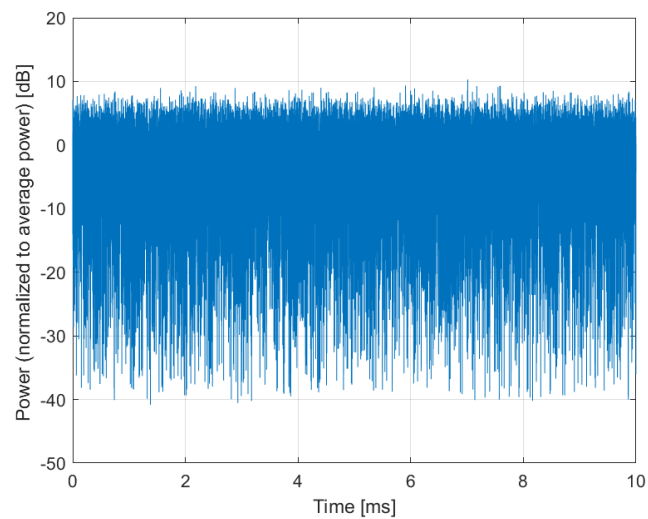
² Modulation Interference Factor (MIF) value valid only in conjunction with advanced probe response linearization calibration for the same communication system (same UID and version).



Complementary Cumulative Distribution Function (CCDF)



Frequency Domain



Time Domain

**Calibration Laboratory of
Schmid & Partner
Engineering AG**
Zeughausstrasse 43, 8004 Zurich, Switzerland

Name: **5G NR (CP-OFDM, 100% RB, 100 MHz, 64QAM, 120 kHz)**

Group: 5G NR FR2 TDD
UID: 10880-AAD

PAR: ¹ **8.38 dB**
MIF: ² **-25.83 dB**

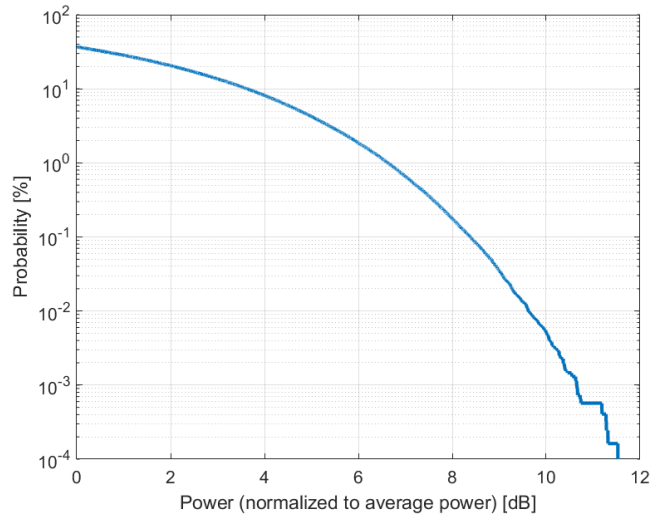
Standard Reference: SPEAG
Category: Random amplitude modulation
Modulation: 64QAM
Frequency Band: Band n257 (26500 - 29500 MHz)
Band n258 (24200 - 27500 MHz)
Band n260 (37000 - 40000 MHz)
Band n261 (27500 - 28350 MHz)
Validation band (0.0 - 6000.0 MHz)

Detailed Specification: Multiplexing Scheme: CP-OFDM
Modulation Scheme: 64QAM
Subcarrier Spacing: 120 kHz
Number RBs: 66
Slot Format Index: 1
Data Type: PN9

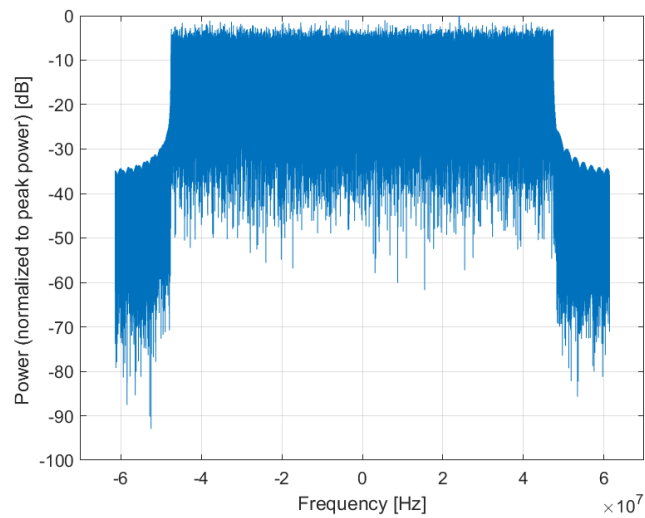
Bandwidth: 100.0 MHz
Integration Time: 10.0 ms

¹ PAR (0.1%) in accordance with FCC KDB 971168, Section 6.0 "Measurement of the Peak-to-Average Power Ratio (PAPR)"

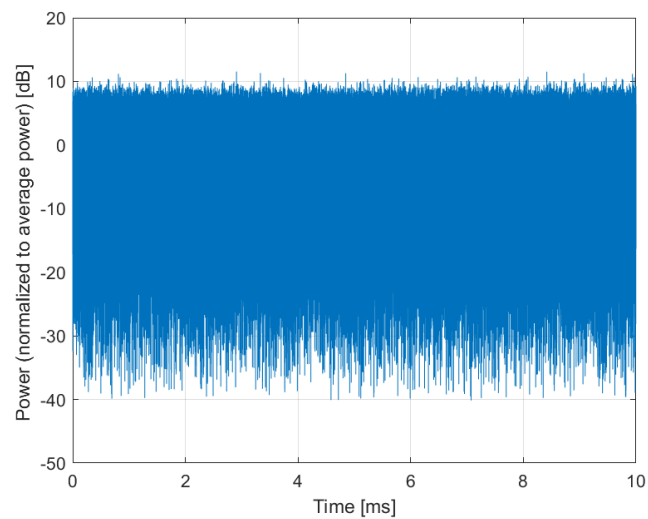
² Modulation Interference Factor (MIF) value valid only in conjunction with advanced probe response linearization calibration for the same communication system (same UID and version).



Complementary Cumulative Distribution Function (CCDF)



Frequency Domain



Time Domain

**Calibration Laboratory of
Schmid & Partner
Engineering AG**
Zeughausstrasse 43, 8004 Zurich, Switzerland

Name: **5G NR (DFT-s-OFDM, 1 RB, 50 MHz, QPSK, 120 kHz)**

Group: 5G NR FR2 TDD
UID: 10881-AAD

PAR: ¹ **5.75 dB**
MIF: ² **-19.60 dB**

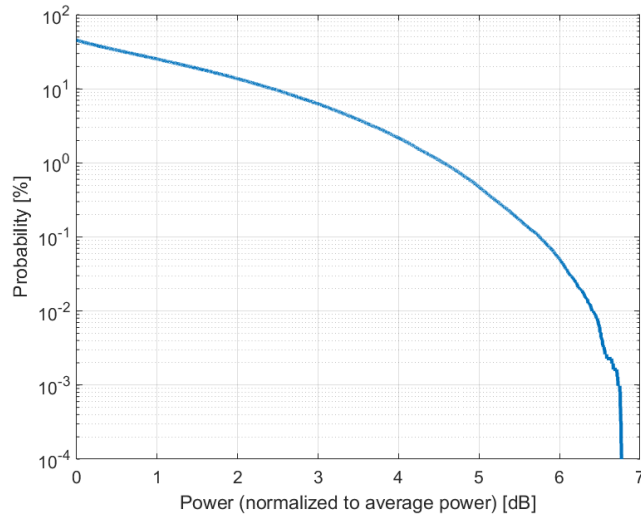
Standard Reference: SPEAG
Category: Random amplitude modulation
Modulation: QPSK
Frequency Band: Band n257 (26500 - 29500 MHz)
Band n258 (24200 - 27500 MHz)
Band n260 (37000 - 40000 MHz)
Band n261 (27500 - 28350 MHz)
Validation band (0.0 - 6000.0 MHz)

Detailed Specification: Multiplexing Scheme: DFT-s-OFDM
Modulation Scheme: QPSK
Subcarrier Spacing: 120 kHz
Number RBs: 1
Slot Format Index: 1
Data Type: PN9

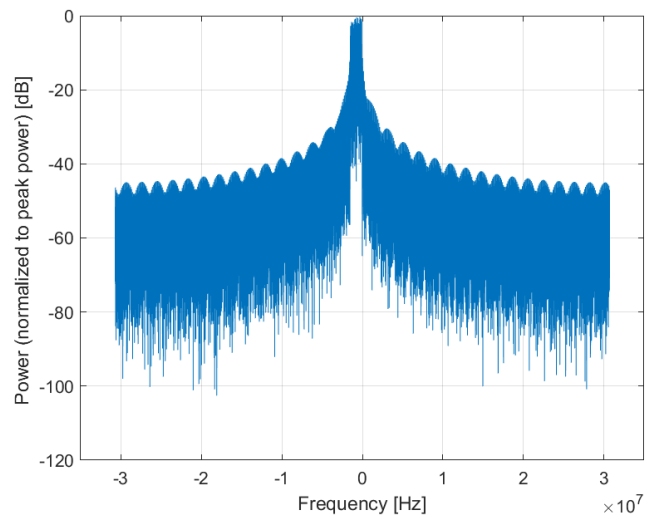
Bandwidth: 50.0 MHz
Integration Time: 10.0 ms

¹ PAR (0.1%) in accordance with FCC KDB 971168, Section 6.0 "Measurement of the Peak-to-Average Power Ratio (PAPR)"

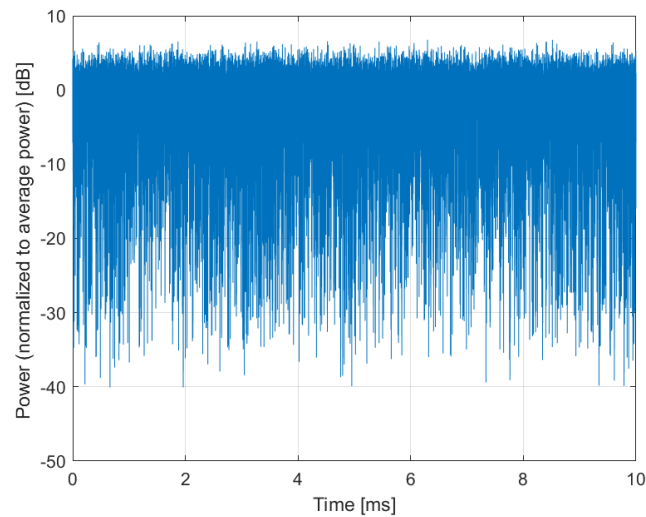
² Modulation Interference Factor (MIF) value valid only in conjunction with advanced probe response linearization calibration for the same communication system (same UID and version).



Complementary Cumulative Distribution Function (CCDF)



Frequency Domain



Time Domain

**Calibration Laboratory of
Schmid & Partner
Engineering AG**
Zeughausstrasse 43, 8004 Zurich, Switzerland

Name: **5G NR (DFT-s-OFDM, 100% RB, 50 MHz, QPSK, 120 kHz)**

Group: 5G NR FR2 TDD
UID: 10882-AAD

PAR: ¹ **5.96 dB**
MIF: ² **-27.79 dB**

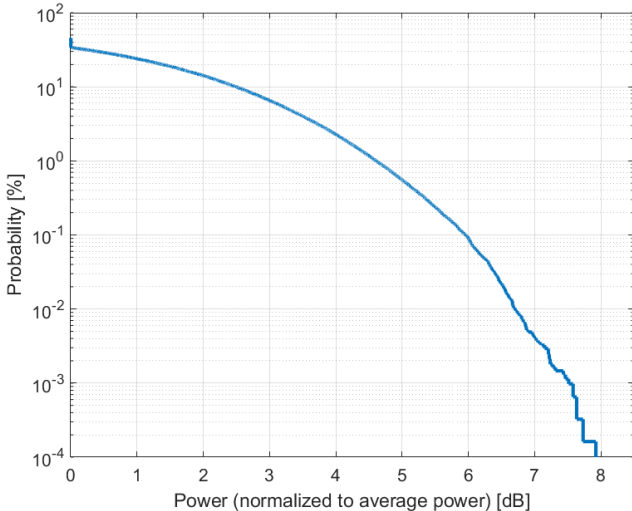
Standard Reference: SPEAG
Category: Random amplitude modulation
Modulation: QPSK
Frequency Band: Band n257 (26500 - 29500 MHz)
Band n258 (24200 - 27500 MHz)
Band n260 (37000 - 40000 MHz)
Band n261 (27500 - 28350 MHz)
Validation band (0.0 - 6000.0 MHz)

Detailed Specification: Multiplexing Scheme: DFT-s-OFDM
Modulation Scheme: QPSK
Subcarrier Spacing: 120 kHz
Number RBs: 32
Slot Format Index: 1
Data Type: PN9

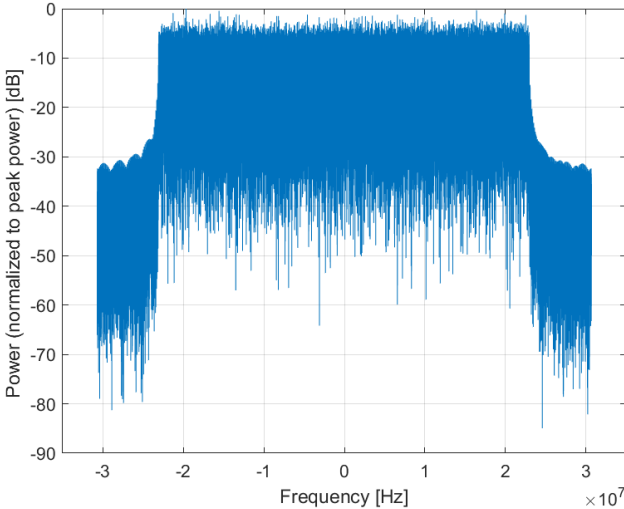
Bandwidth: 50.0 MHz
Integration Time: 10.0 ms

¹ PAR (0.1%) in accordance with FCC KDB 971168, Section 6.0 "Measurement of the Peak-to-Average Power Ratio (PAPR)"

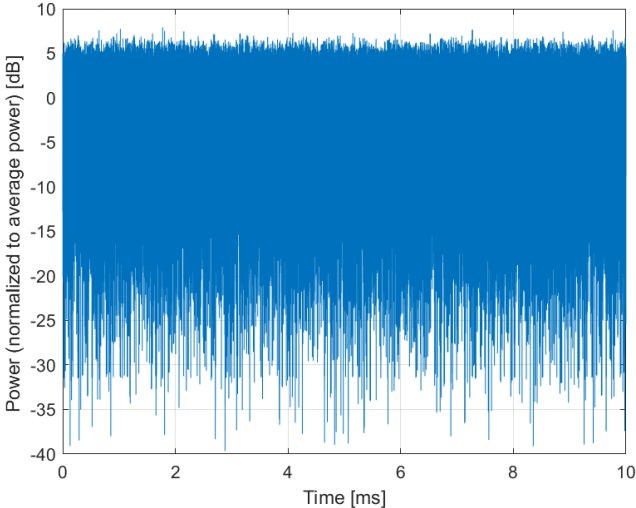
² Modulation Interference Factor (MIF) value valid only in conjunction with advanced probe response linearization calibration for the same communication system (same UID and version).



Complementary Cumulative Distribution Function (CCDF)



Frequency Domain



Time Domain

**Calibration Laboratory of
Schmid & Partner
Engineering AG**
Zeughausstrasse 43, 8004 Zurich, Switzerland

Name: **5G NR (DFT-s-OFDM, 1 RB, 50 MHz, 16QAM, 120 kHz)**

Group: 5G NR FR2 TDD
UID: 10883-AAD

PAR: ¹ **6.57 dB**
MIF: ² **-17.02 dB**

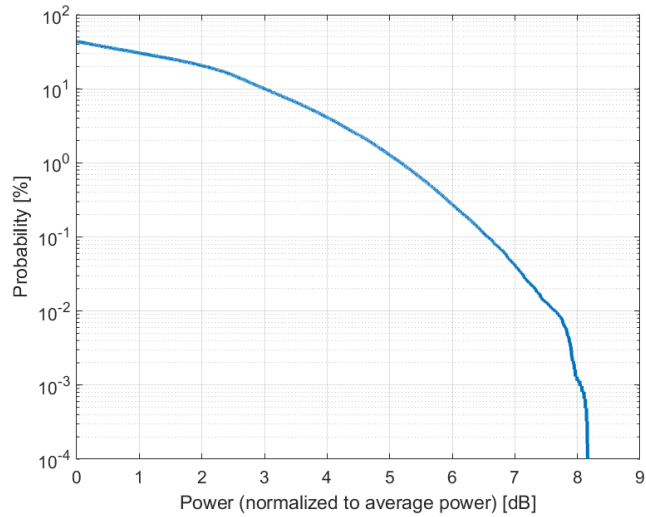
Standard Reference: SPEAG
Category: Random amplitude modulation
Modulation: 16QAM
Frequency Band: Band n257 (26500 - 29500 MHz)
Band n258 (24200 - 27500 MHz)
Band n260 (37000 - 40000 MHz)
Band n261 (27500 - 28350 MHz)
Validation band (0.0 - 6000.0 MHz)

Detailed Specification: Multiplexing Scheme: DFT-s-OFDM
Modulation Scheme: 16QAM
Subcarrier Spacing: 120 kHz
Number RBs: 1
Slot Format Index: 1
Data Type: PN9

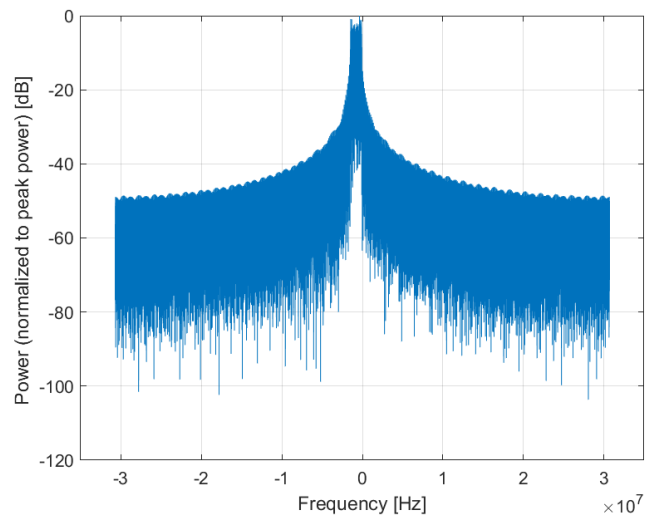
Bandwidth: 50.0 MHz
Integration Time: 10.0 ms

¹ PAR (0.1%) in accordance with FCC KDB 971168, Section 6.0 "Measurement of the Peak-to-Average Power Ratio (PAPR)"

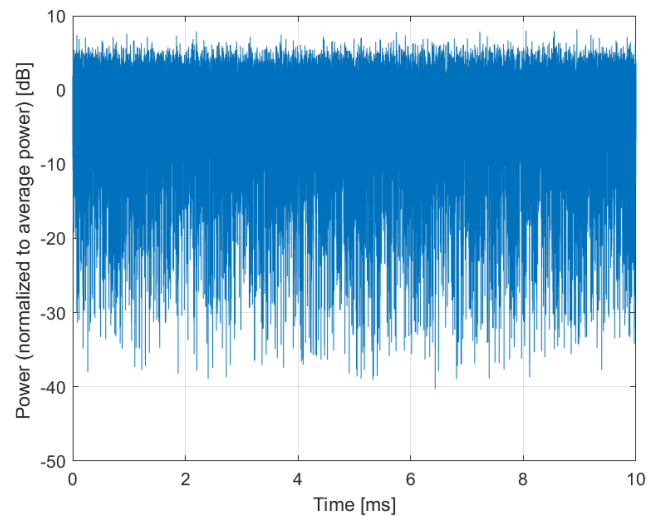
² Modulation Interference Factor (MIF) value valid only in conjunction with advanced probe response linearization calibration for the same communication system (same UID and version).



Complementary Cumulative Distribution Function (CCDF)



Frequency Domain



Time Domain

**Calibration Laboratory of
Schmid & Partner
Engineering AG**
Zeughausstrasse 43, 8004 Zurich, Switzerland

Name: **5G NR (DFT-s-OFDM, 100% RB, 50 MHz, 16QAM, 120 kHz)**

Group: 5G NR FR2 TDD
UID: 10884-AAD

PAR: ¹ **6.53 dB**
MIF: ² **-24.59 dB**

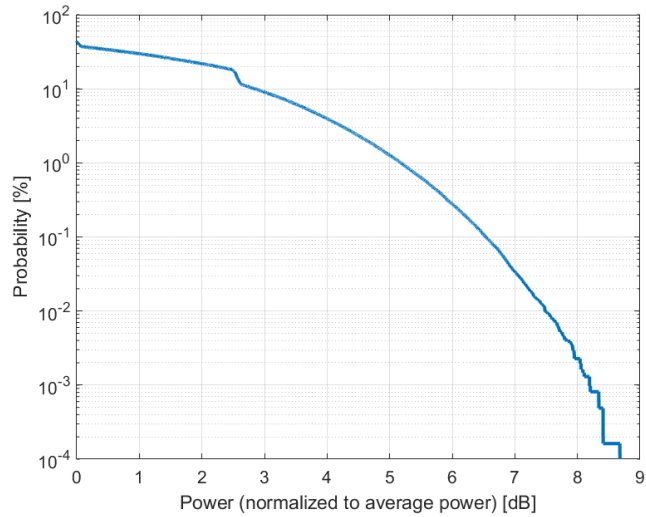
Standard Reference: SPEAG
Category: Random amplitude modulation
Modulation: 16QAM
Frequency Band: Band n257 (26500 - 29500 MHz)
Band n258 (24200 - 27500 MHz)
Band n260 (37000 - 40000 MHz)
Band n261 (27500 - 28350 MHz)
Validation band (0.0 - 6000.0 MHz)

Detailed Specification: Multiplexing Scheme: DFT-s-OFDM
Modulation Scheme: 16QAM
Subcarrier Spacing: 120 kHz
Number RBs: 32
Slot Format Index: 1
Data Type: PN9

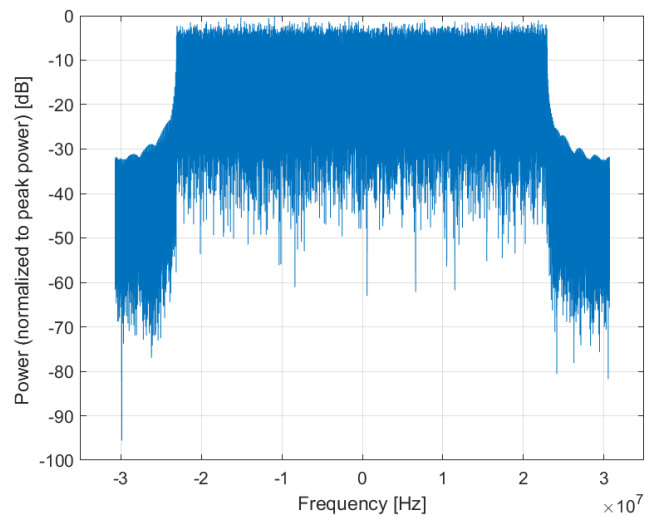
Bandwidth: 50.0 MHz
Integration Time: 10.0 ms

¹ PAR (0.1%) in accordance with FCC KDB 971168, Section 6.0 "Measurement of the Peak-to-Average Power Ratio (PAPR)"

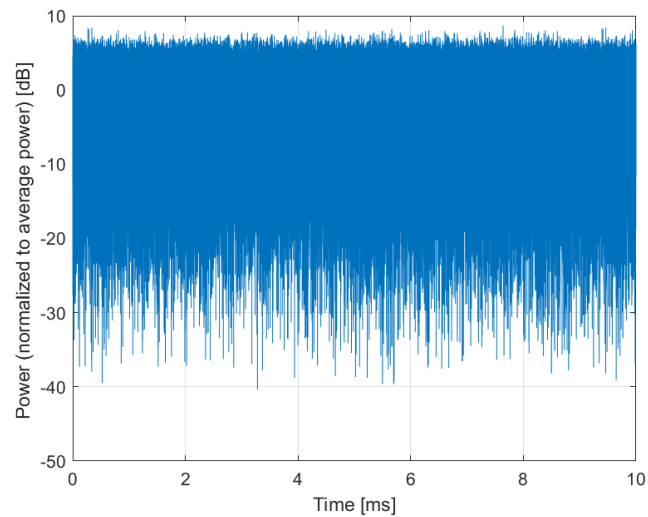
² Modulation Interference Factor (MIF) value valid only in conjunction with advanced probe response linearization calibration for the same communication system (same UID and version).



Complementary Cumulative Distribution Function (CCDF)



Frequency Domain



Time Domain

**Calibration Laboratory of
Schmid & Partner
Engineering AG**
Zeughausstrasse 43, 8004 Zurich, Switzerland

Name: **5G NR (DFT-s-OFDM, 1 RB, 50 MHz, 64QAM, 120 kHz)**

Group: 5G NR FR2 TDD
UID: 10885-AAD

PAR: ¹ **6.61 dB**
MIF: ² **-17.01 dB**

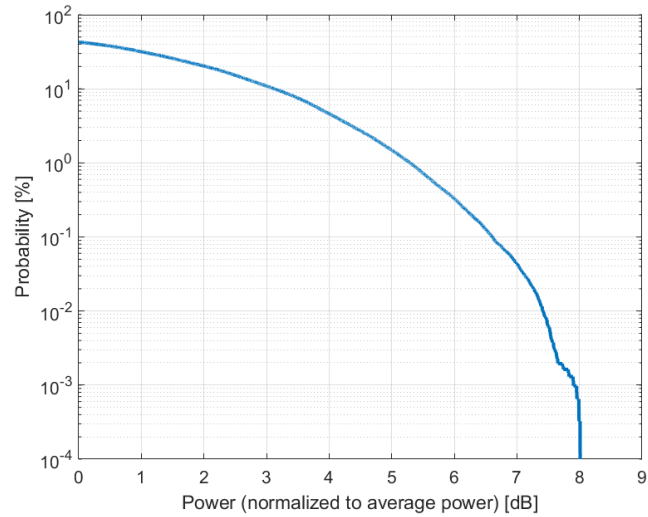
Standard Reference: SPEAG
Category: Random amplitude modulation
Modulation: 64QAM
Frequency Band: Band n257 (26500 - 29500 MHz)
Band n258 (24200 - 27500 MHz)
Band n260 (37000 - 40000 MHz)
Band n261 (27500 - 28350 MHz)
Validation band (0.0 - 6000.0 MHz)

Detailed Specification: Multiplexing Scheme: DFT-s-OFDM
Modulation Scheme: 64QAM
Subcarrier Spacing: 120 kHz
Number RBs: 1
Slot Format Index: 1
Data Type: PN9

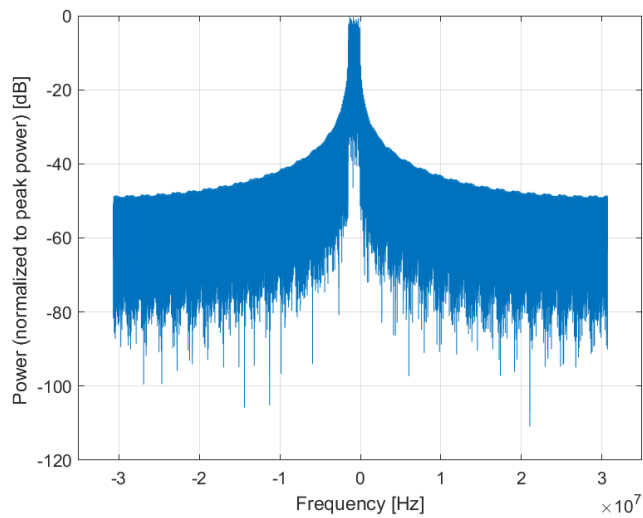
Bandwidth: 50.0 MHz
Integration Time: 10.0 ms

¹ PAR (0.1%) in accordance with FCC KDB 971168, Section 6.0 "Measurement of the Peak-to-Average Power Ratio (PAPR)"

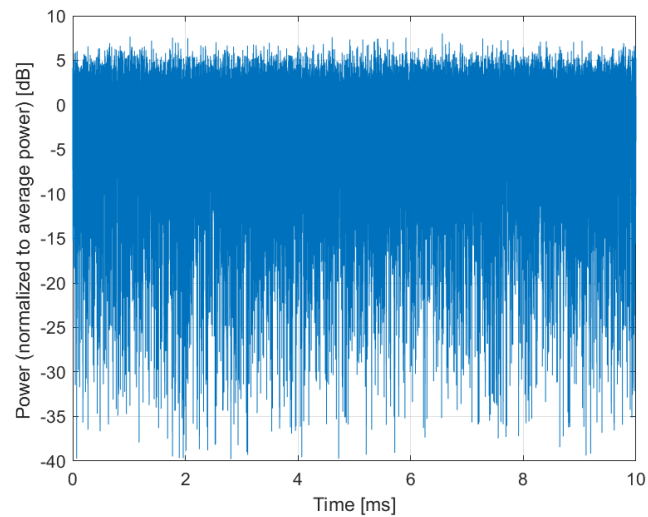
² Modulation Interference Factor (MIF) value valid only in conjunction with advanced probe response linearization calibration for the same communication system (same UID and version).



Complementary Cumulative Distribution Function (CCDF)



Frequency Domain



Time Domain

**Calibration Laboratory of
Schmid & Partner
Engineering AG**
Zeughausstrasse 43, 8004 Zurich, Switzerland

Name: **5G NR (DFT-s-OFDM, 100% RB, 50 MHz, 64QAM, 120 kHz)**

Group: 5G NR FR2 TDD
UID: 10886-AAD

PAR: ¹ **6.65 dB**
MIF: ² **-24.53 dB**

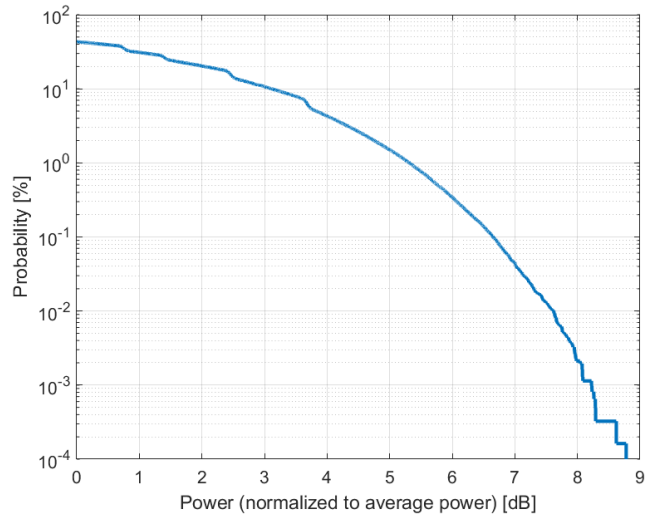
Standard Reference: SPEAG
Category: Random amplitude modulation
Modulation: 64QAM
Frequency Band: Band n257 (26500 - 29500 MHz)
Band n258 (24200 - 27500 MHz)
Band n260 (37000 - 40000 MHz)
Band n261 (27500 - 28350 MHz)
Validation band (0.0 - 6000.0 MHz)

Detailed Specification: Multiplexing Scheme: DFT-s-OFDM
Modulation Scheme: 64QAM
Subcarrier Spacing: 120 kHz
Number RBs: 32
Slot Format Index: 1
Data Type: PN9

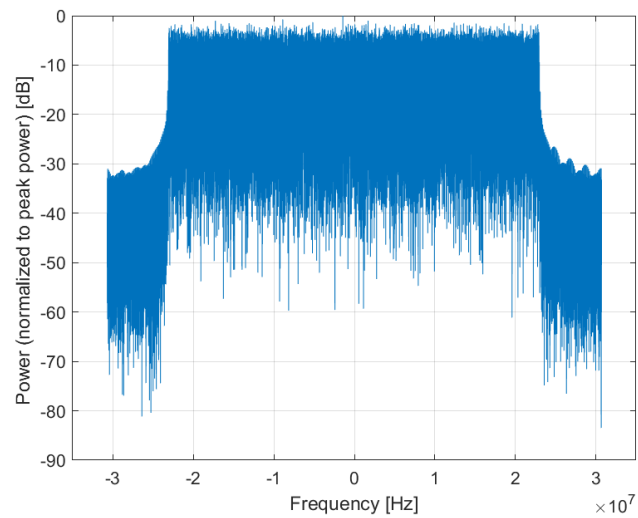
Bandwidth: 50.0 MHz
Integration Time: 10.0 ms

¹ PAR (0.1%) in accordance with FCC KDB 971168, Section 6.0 "Measurement of the Peak-to-Average Power Ratio (PAPR)"

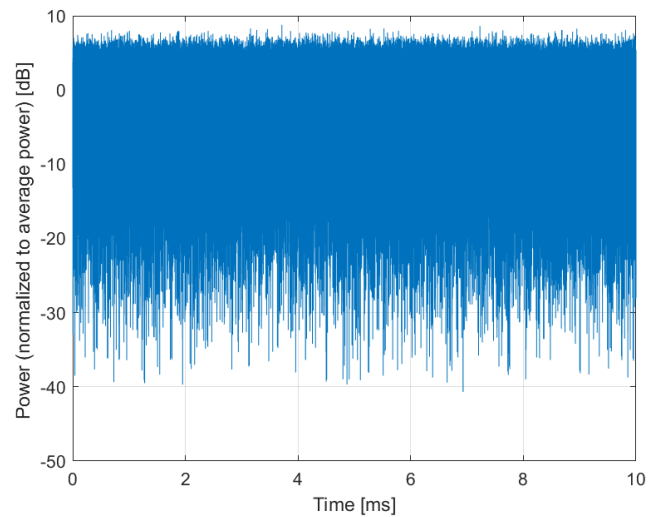
² Modulation Interference Factor (MIF) value valid only in conjunction with advanced probe response linearization calibration for the same communication system (same UID and version).



Complementary Cumulative Distribution Function (CCDF)



Frequency Domain



Time Domain

**Calibration Laboratory of
Schmid & Partner
Engineering AG**
Zeughausstrasse 43, 8004 Zurich, Switzerland

Name: **5G NR (CP-OFDM, 1 RB, 50 MHz, QPSK, 120 kHz)**

Group: 5G NR FR2 TDD
UID: 10887-AAD

PAR: ¹ **7.78 dB**
MIF: ² **-18.54 dB**

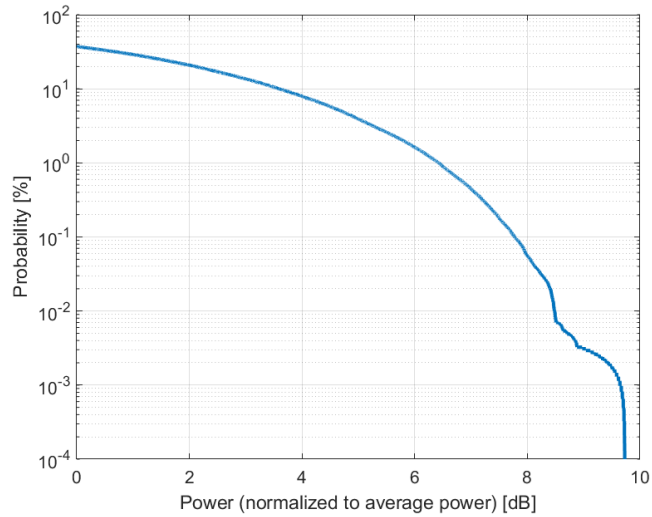
Standard Reference: SPEAG
Category: Random amplitude modulation
Modulation: QPSK
Frequency Band: Band n257 (26500 - 29500 MHz)
Band n258 (24200 - 27500 MHz)
Band n260 (37000 - 40000 MHz)
Band n261 (27500 - 28350 MHz)
Validation band (0.0 - 6000.0 MHz)

Detailed Specification: Multiplexing Scheme: CP-OFDM
Modulation Scheme: QPSK
Subcarrier Spacing: 120 kHz
Number RBs: 1
Slot Format Index: 1
Data Type: PN9

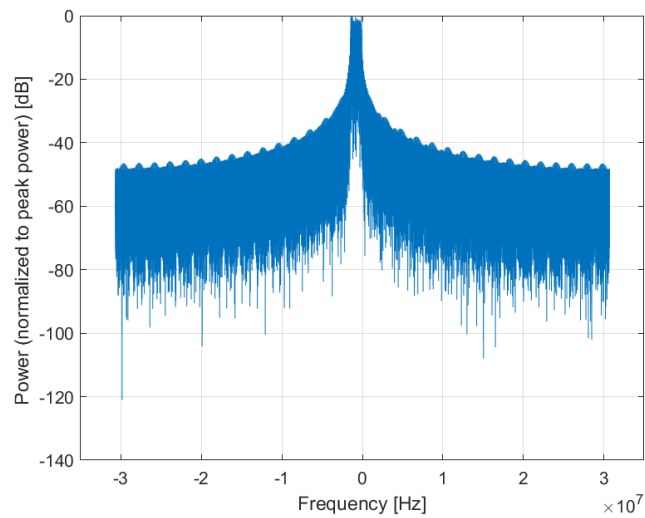
Bandwidth: 50.0 MHz
Integration Time: 10.0 ms

¹ PAR (0.1%) in accordance with FCC KDB 971168, Section 6.0 "Measurement of the Peak-to-Average Power Ratio (PAPR)"

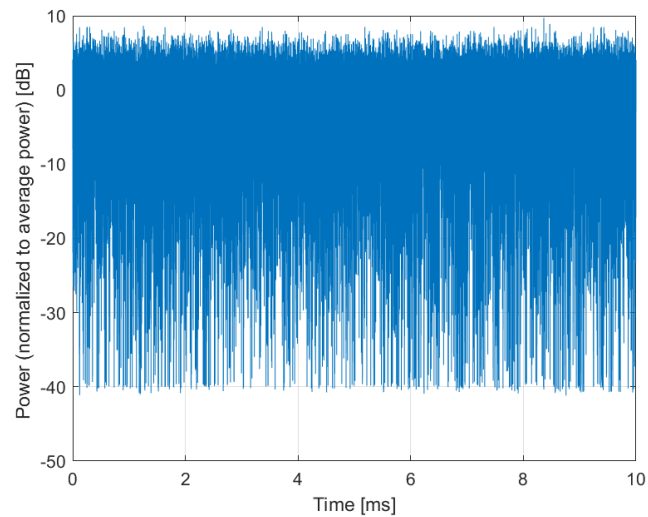
² Modulation Interference Factor (MIF) value valid only in conjunction with advanced probe response linearization calibration for the same communication system (same UID and version).



Complementary Cumulative Distribution Function (CCDF)



Frequency Domain



Time Domain

**Calibration Laboratory of
Schmid & Partner
Engineering AG**
Zeughausstrasse 43, 8004 Zurich, Switzerland

Name: **5G NR (CP-OFDM, 100% RB, 50 MHz, QPSK, 120 kHz)**

Group: 5G NR FR2 TDD
UID: 10888-AAD

PAR: ¹ **8.35 dB**
MIF: ² **-25.78 dB**

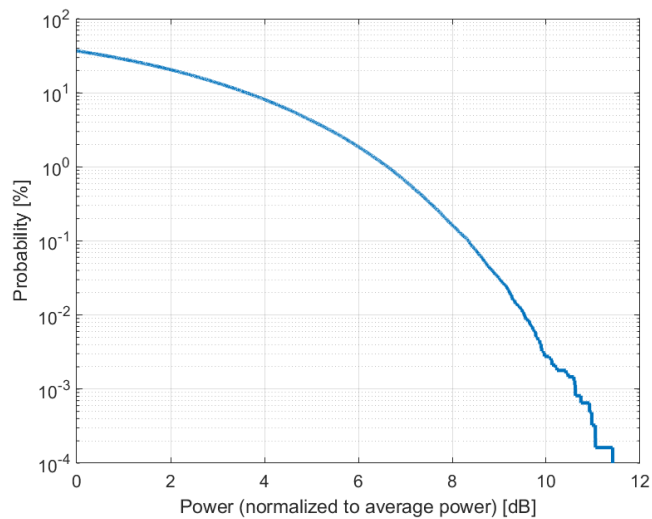
Standard Reference: SPEAG
Category: Random amplitude modulation
Modulation: QPSK
Frequency Band: Band n257 (26500 - 29500 MHz)
Band n258 (24200 - 27500 MHz)
Band n260 (37000 - 40000 MHz)
Band n261 (27500 - 28350 MHz)
Validation band (0.0 - 6000.0 MHz)

Detailed Specification: Multiplexing Scheme: CP-OFDM
Modulation Scheme: QPSK
Subcarrier Spacing: 120 kHz
Number RBs: 32
Slot Format Index: 1
Data Type: PN9

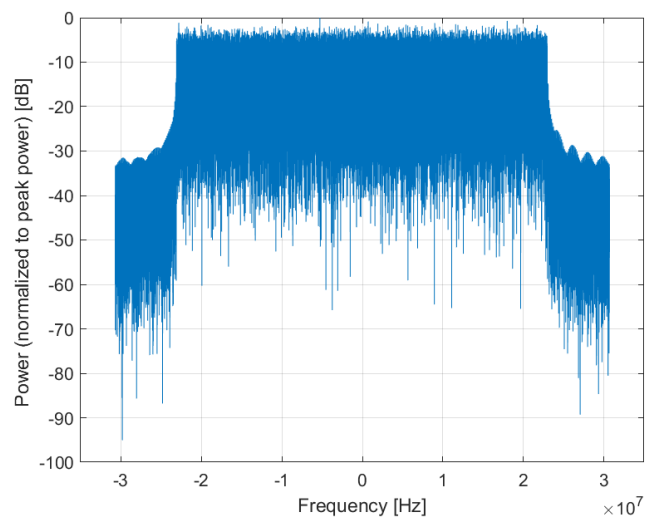
Bandwidth: 50.0 MHz
Integration Time: 10.0 ms

¹ PAR (0.1%) in accordance with FCC KDB 971168, Section 6.0 "Measurement of the Peak-to-Average Power Ratio (PAPR)"

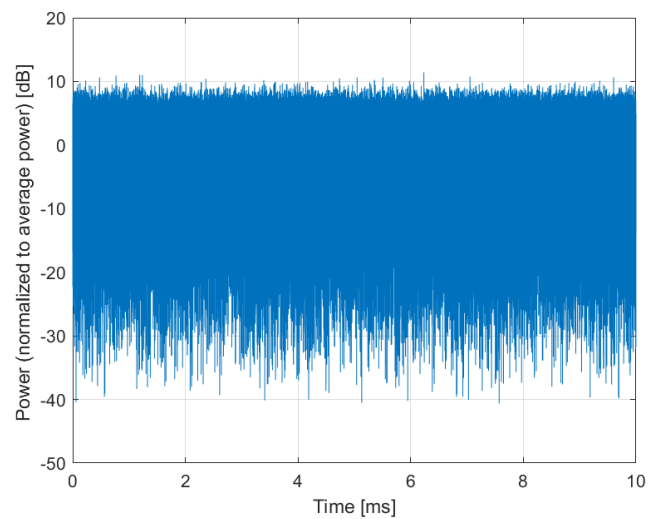
² Modulation Interference Factor (MIF) value valid only in conjunction with advanced probe response linearization calibration for the same communication system (same UID and version).



Complementary Cumulative Distribution Function (CCDF)



Frequency Domain



Time Domain

**Calibration Laboratory of
Schmid & Partner
Engineering AG**
Zeughausstrasse 43, 8004 Zurich, Switzerland

Name: **5G NR (CP-OFDM, 1 RB, 50 MHz, 16QAM, 120 kHz)**

Group: 5G NR FR2 TDD
UID: 10889-AAD

PAR: ¹ **8.02 dB**
MIF: ² **-16.37 dB**

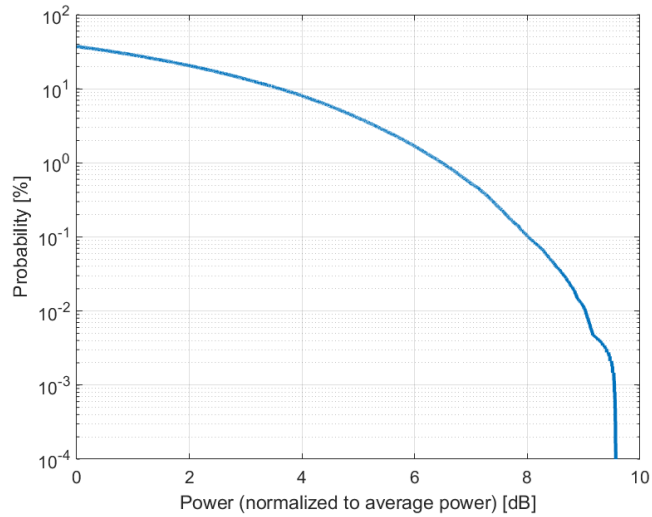
Standard Reference: SPEAG
Category: Random amplitude modulation
Modulation: 16QAM
Frequency Band: Band n257 (26500 - 29500 MHz)
Band n258 (24200 - 27500 MHz)
Band n260 (37000 - 40000 MHz)
Band n261 (27500 - 28350 MHz)
Validation band (0.0 - 6000.0 MHz)

Detailed Specification: Multiplexing Scheme: CP-OFDM
Modulation Scheme: 16QAM
Subcarrier Spacing: 120 kHz
Number RBs: 1
Slot Format Index: 1
Data Type: PN9

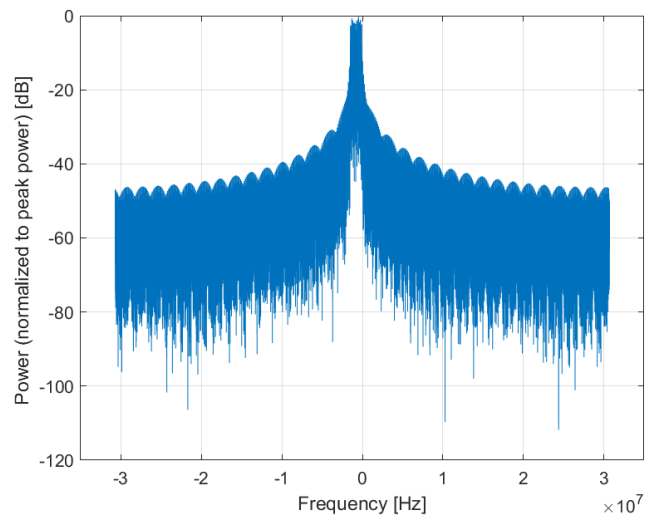
Bandwidth: 50.0 MHz
Integration Time: 10.0 ms

¹ PAR (0.1%) in accordance with FCC KDB 971168, Section 6.0 "Measurement of the Peak-to-Average Power Ratio (PAPR)"

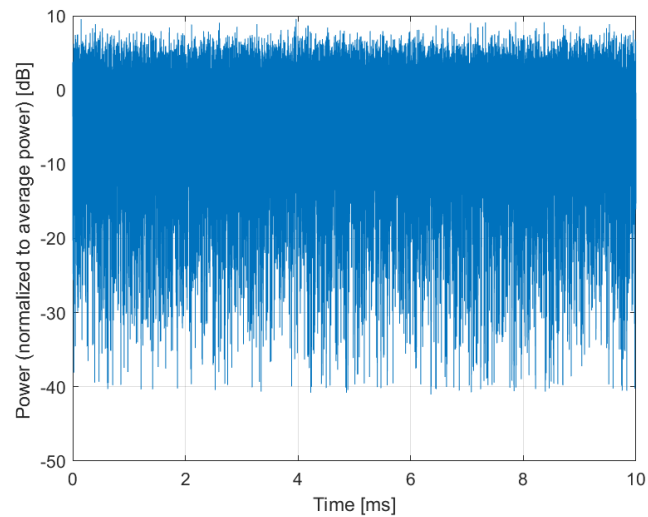
² Modulation Interference Factor (MIF) value valid only in conjunction with advanced probe response linearization calibration for the same communication system (same UID and version).



Complementary Cumulative Distribution Function (CCDF)



Frequency Domain



Time Domain

**Calibration Laboratory of
Schmid & Partner
Engineering AG**
Zeughausstrasse 43, 8004 Zurich, Switzerland

Name: **5G NR (CP-OFDM, 100% RB, 50 MHz, 16QAM, 120 kHz)**

Group: 5G NR FR2 TDD
UID: 10890-AAD

PAR: ¹ **8.40 dB**
MIF: ² **-23.93 dB**

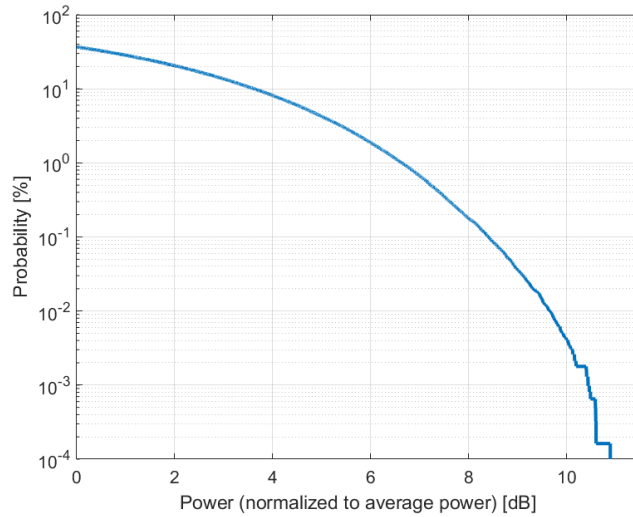
Standard Reference: SPEAG
Category: Random amplitude modulation
Modulation: 16QAM
Frequency Band: Band n257 (26500 - 29500 MHz)
Band n258 (24200 - 27500 MHz)
Band n260 (37000 - 40000 MHz)
Band n261 (27500 - 28350 MHz)
Validation band (0.0 - 6000.0 MHz)

Detailed Specification: Multiplexing Scheme: CP-OFDM
Modulation Scheme: 16QAM
Subcarrier Spacing: 120 kHz
Number RBs: 32
Slot Format Index: 1
Data Type: PN9

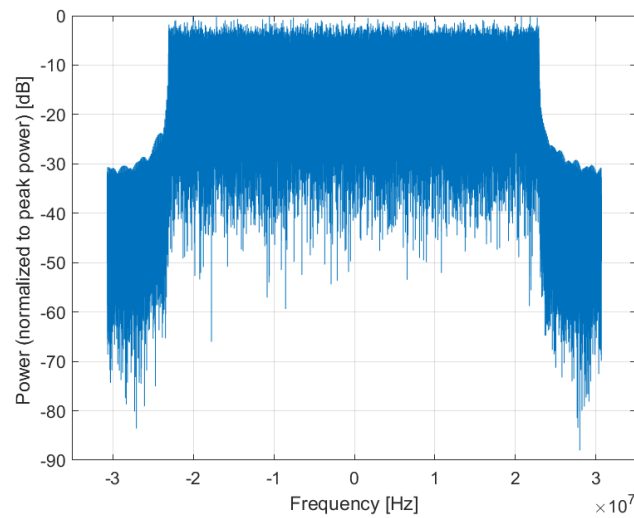
Bandwidth: 50.0 MHz
Integration Time: 10.0 ms

¹ PAR (0.1%) in accordance with FCC KDB 971168, Section 6.0 "Measurement of the Peak-to-Average Power Ratio (PAPR)"

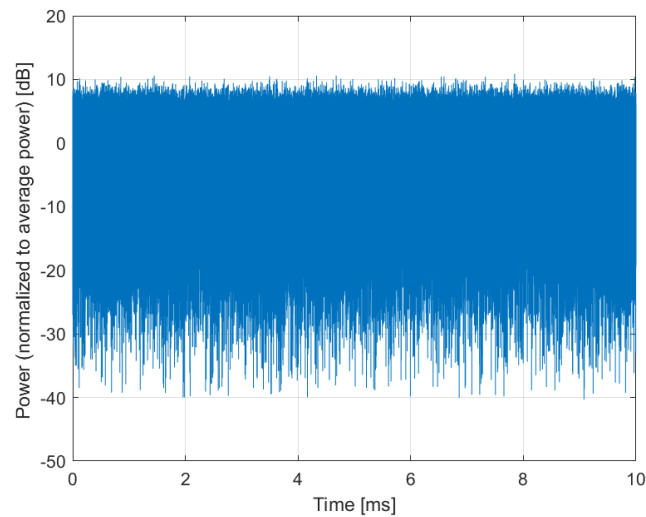
² Modulation Interference Factor (MIF) value valid only in conjunction with advanced probe response linearization calibration for the same communication system (same UID and version).



Complementary Cumulative Distribution Function (CCDF)



Frequency Domain



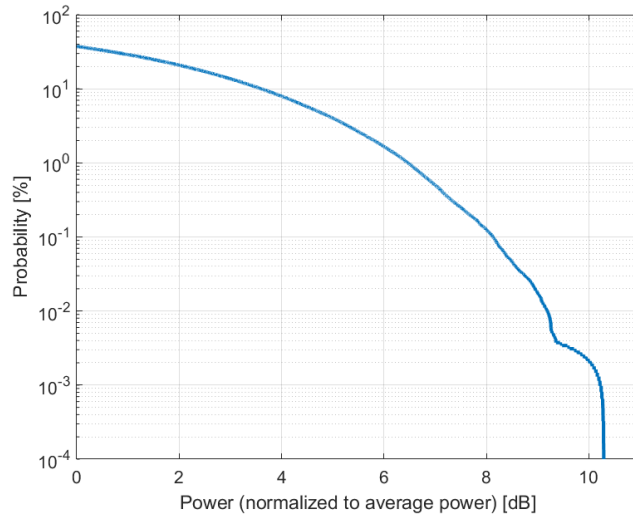
Time Domain

**Calibration Laboratory of
Schmid & Partner
Engineering AG**
Zeughausstrasse 43, 8004 Zurich, Switzerland

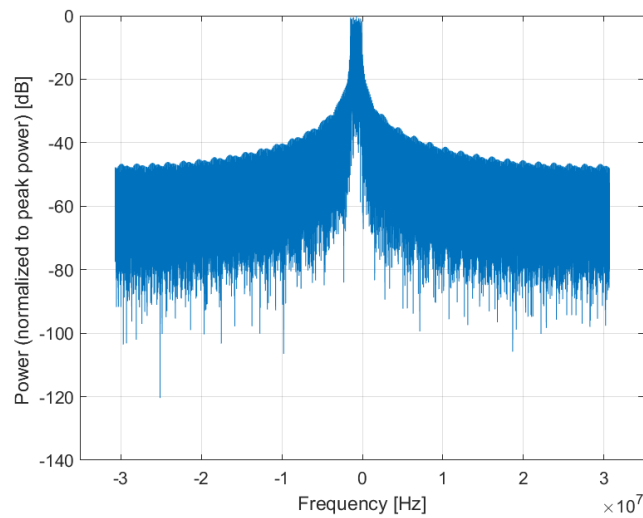
| | |
|-------------------------|--|
| Name: | 5G NR (CP-OFDM, 1 RB, 50 MHz, 64QAM, 120 kHz) |
| Group: | 5G NR FR2 TDD |
| UID: | 10891-AAD |
| PAR: ¹ | 8.13 dB |
| MIF: ² | -17.02 dB |
| Standard Reference: | SPEAG |
| Category: | Random amplitude modulation |
| Modulation: | 64QAM |
| Frequency Band: | Band n257 (26500 - 29500 MHz) Band n258 (24200 - 27500 MHz) Band n260 (37000 - 40000 MHz) Band n261 (27500 - 28350 MHz) Validation band (0.0 - 6000.0 MHz) |
| Detailed Specification: | Multiplexing Scheme: CP-OFDM Modulation Scheme: 64QAM Subcarrier Spacing: 120 kHz Number RBs: 1 Slot Format Index: 1 Data Type: PN9 |
| Bandwidth: | 50.0 MHz |
| Integration Time: | 10.0 ms |

¹ PAR (0.1%) in accordance with FCC KDB 971168, Section 6.0 "Measurement of the Peak-to-Average Power Ratio (PAPR)"

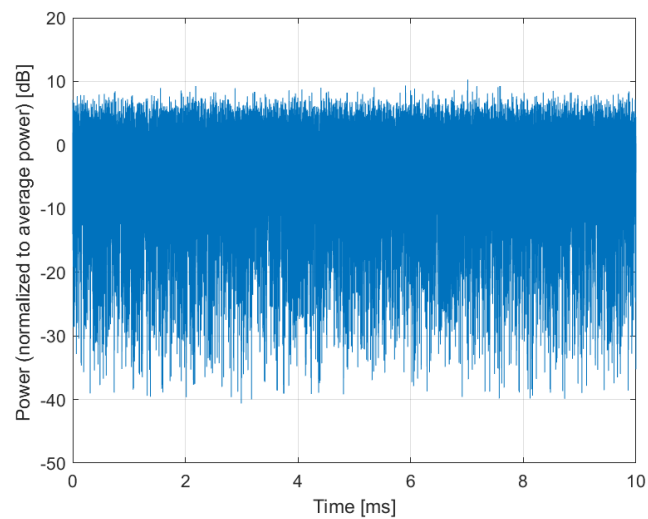
² Modulation Interference Factor (MIF) value valid only in conjunction with advanced probe response linearization calibration for the same communication system (same UID and version).



Complementary Cumulative Distribution Function (CCDF)



Frequency Domain



Time Domain

**Calibration Laboratory of
Schmid & Partner
Engineering AG**
Zeughausstrasse 43, 8004 Zurich, Switzerland

Name: **5G NR (CP-OFDM, 100% RB, 50 MHz, 64QAM, 120 kHz)**

Group: 5G NR FR2 TDD
UID: 10892-AAD

PAR: ¹ **8.41 dB**
MIF: ² **-23.75 dB**

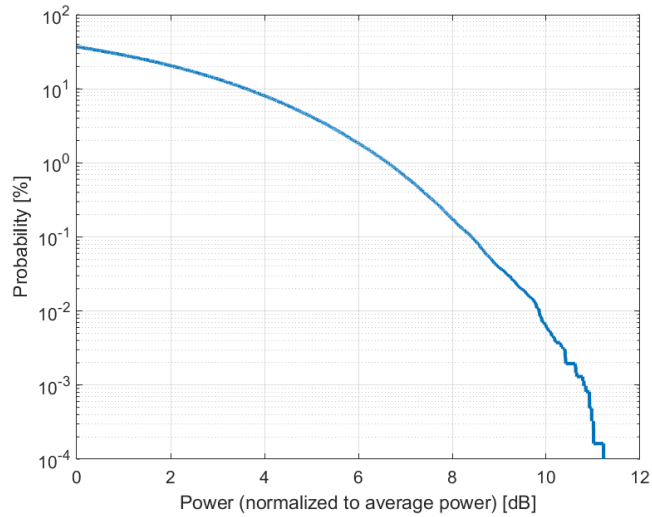
Standard Reference: SPEAG
Category: Random amplitude modulation
Modulation: 64QAM
Frequency Band: Band n257 (26500 - 29500 MHz)
Band n258 (24200 - 27500 MHz)
Band n260 (37000 - 40000 MHz)
Band n261 (27500 - 28350 MHz)
Validation band (0.0 - 6000.0 MHz)

Detailed Specification: Multiplexing Scheme: CP-OFDM
Modulation Scheme: 64QAM
Subcarrier Spacing: 120 kHz
Number RBs: 32
Slot Format Index: 1
Data Type: PN9

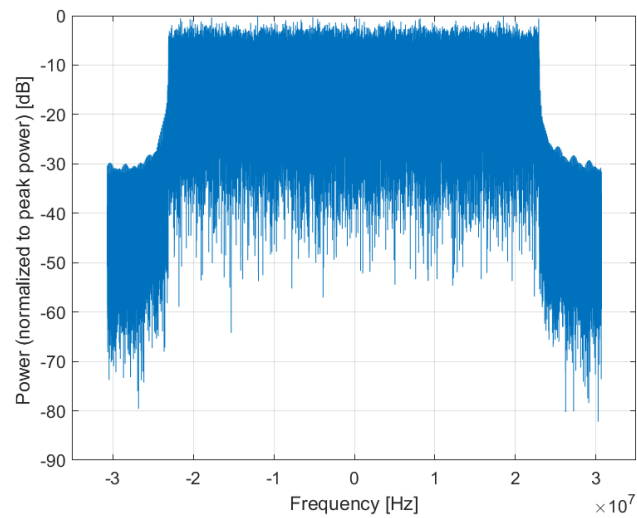
Bandwidth: 50.0 MHz
Integration Time: 10.0 ms

¹ PAR (0.1%) in accordance with FCC KDB 971168, Section 6.0 "Measurement of the Peak-to-Average Power Ratio (PAPR)"

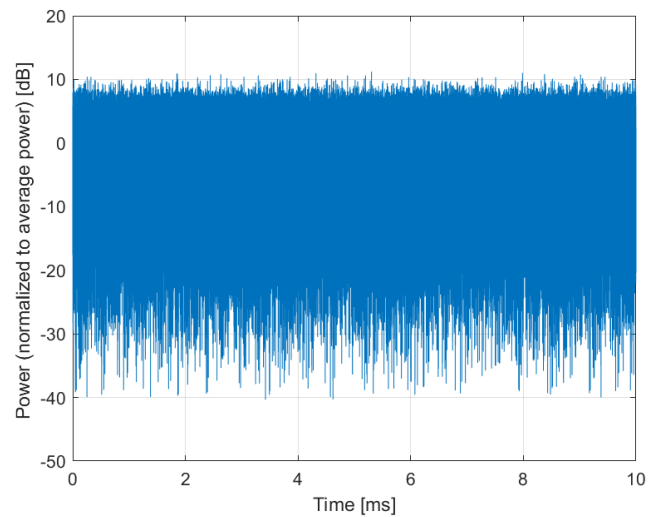
² Modulation Interference Factor (MIF) value valid only in conjunction with advanced probe response linearization calibration for the same communication system (same UID and version).



Complementary Cumulative Distribution Function (CCDF)



Frequency Domain



Time Domain

**Calibration Laboratory of
Schmid & Partner
Engineering AG**
Zeughausstrasse 43, 8004 Zurich, Switzerland

Name: **MITS (3pi Sinc, 400ms, 3ms)**

Group: MRI
UID: 10893-AAB

PAR: ¹ **26.73 dB**
MIF: ² **19.99 dB**

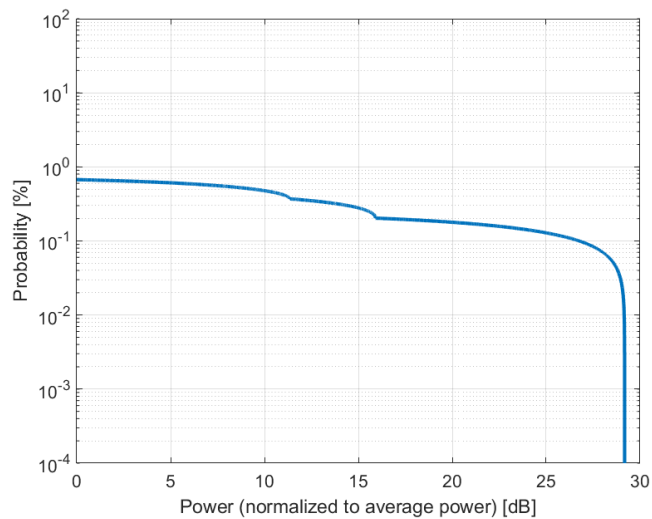
Standard Reference: SPEAG
Category: Periodic pulsed modulation
Modulation: AM
Frequency Band: MRI 1.5T (59.0 - 69.0 MHz)
MRI 3T (123.0 - 133.0 MHz)
Validation band (0.0 - 6000.0 MHz)

Detailed Specification: Calibration Sequence for Medical Implant Test System (MITS)
Pulse Shape: Sinc +/- 3 Pi
Repetition Rate: 2.5 Hz
Duty Cycle: 0.75%

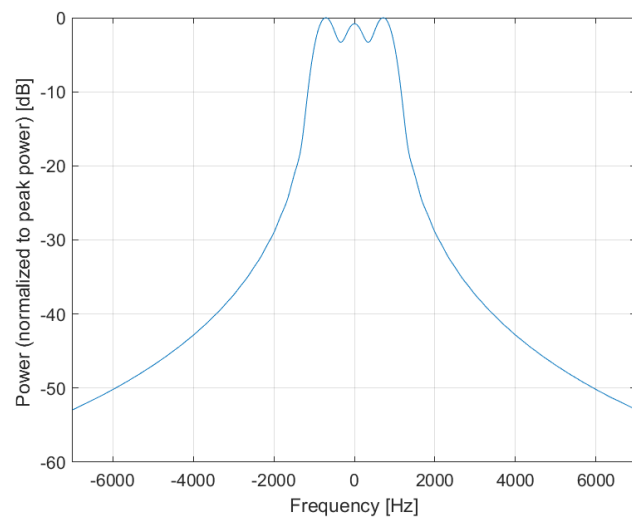
Bandwidth: 0.0 MHz
Integration Time: 400.0 ms

¹ PAR (0.1%) in accordance with FCC KDB 971168, Section 6.0 "Measurement of the Peak-to-Average Power Ratio (PAPR)"

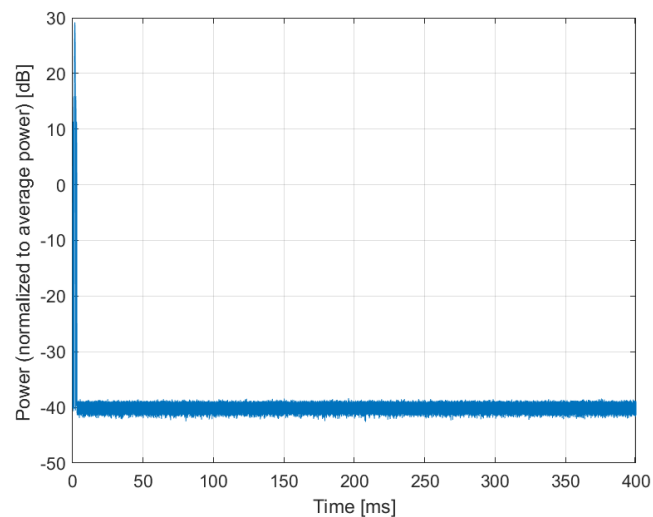
² Modulation Interference Factor (MIF) value valid only in conjunction with advanced probe response linearization calibration for the same communication system (same UID and version).



Complementary Cumulative Distribution Function (CCDF)



Frequency Domain



Time Domain

**Calibration Laboratory of
Schmid & Partner
Engineering AG**
Zeughausstrasse 43, 8004 Zurich, Switzerland

Name: **MITS (6pi Sinc, 3.69ms, 0.8ms)**

Group: MRI
UID: 10894-AAA

PAR: ¹ **17.50 dB**
MIF: ² **6.16 dB**

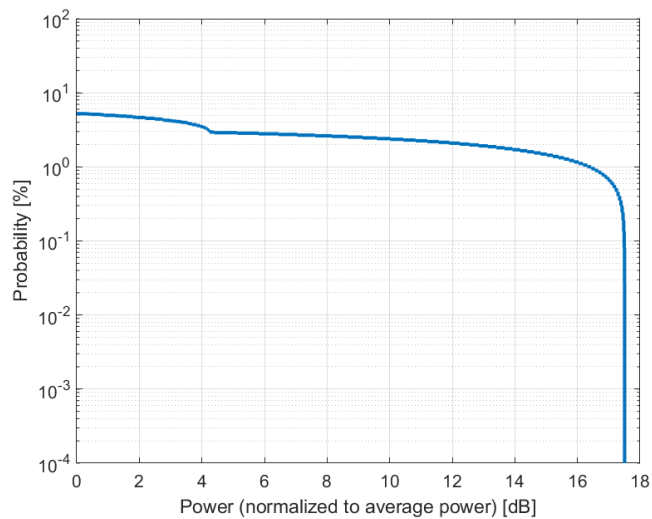
Standard Reference: SPEAG
Category: Periodic pulsed modulation
Modulation: AM
Frequency Band: MRI 1.5T (59.0 - 69.0 MHz)
MRI 3T (123.0 - 133.0 MHz)
Validation band (0.0 - 6000.0 MHz)

Detailed Specification: Calibration Sequence for Medical Implant Test System (MITS)
Pulse Shape: Sinc +/- 6 Pi
Repetition Rate: 271 Hz
Duty Cycle: 21.7%

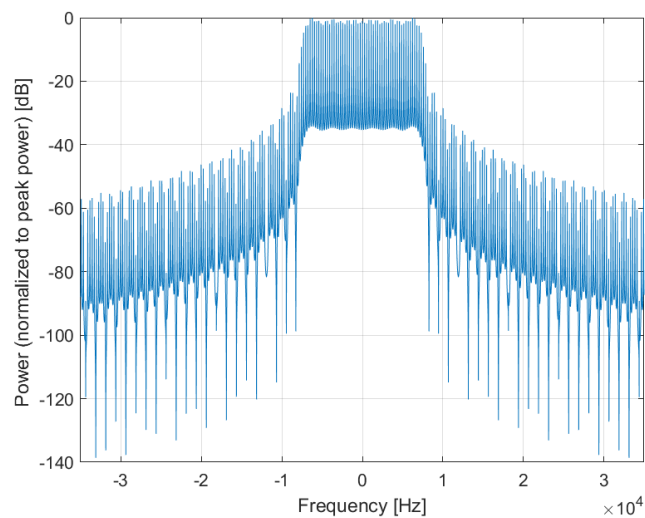
Bandwidth: 0.1 MHz
Integration Time: 3.7 ms

¹ PAR (0.1%) in accordance with FCC KDB 971168, Section 6.0 "Measurement of the Peak-to-Average Power Ratio (PAPR)"

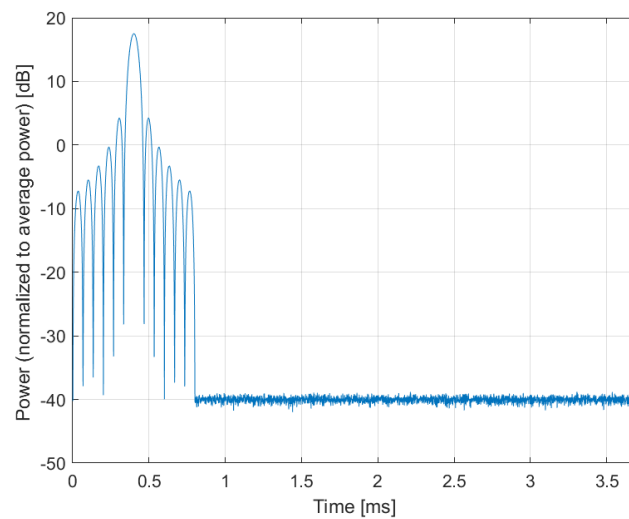
² Modulation Interference Factor (MIF) value valid only in conjunction with advanced probe response linearization calibration for the same communication system (same UID and version).



Complementary Cumulative Distribution Function (CCDF)



Frequency Domain



Time Domain

**Calibration Laboratory of
Schmid & Partner
Engineering AG**
Zeughausstrasse 43, 8004 Zurich, Switzerland

Name: **MITS (3pi Sinc, 100ms, 2ms)**

Group: MRI
UID: 10895-AAA

PAR: ¹ **24.58 dB**
MIF: ² **16.38 dB**

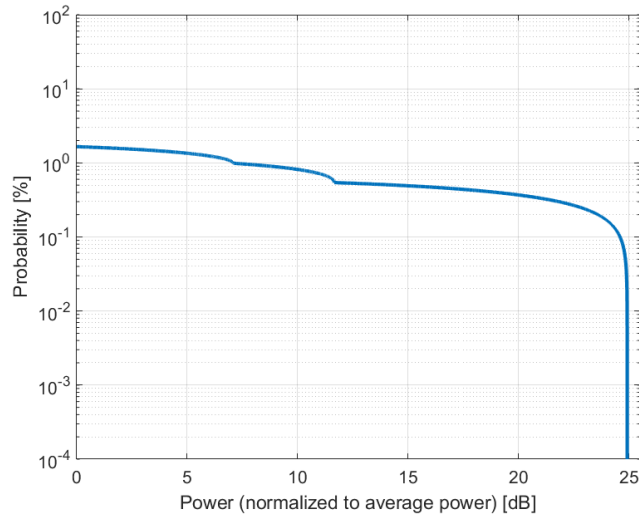
Standard Reference: SPEAG
Category: Periodic pulsed modulation
Modulation: AM
Frequency Band: MRI 1.5T (59.0 - 69.0 MHz)
MRI 3T (123.0 - 133.0 MHz)
Validation band (0.0 - 6000.0 MHz)

Detailed Specification: Calibration Sequence for Medical Implant Test System (MITS)
Pulse Shape: Sinc +/- 3 Pi
Repetition Rate: 10 Hz
Duty Cycle: 2%

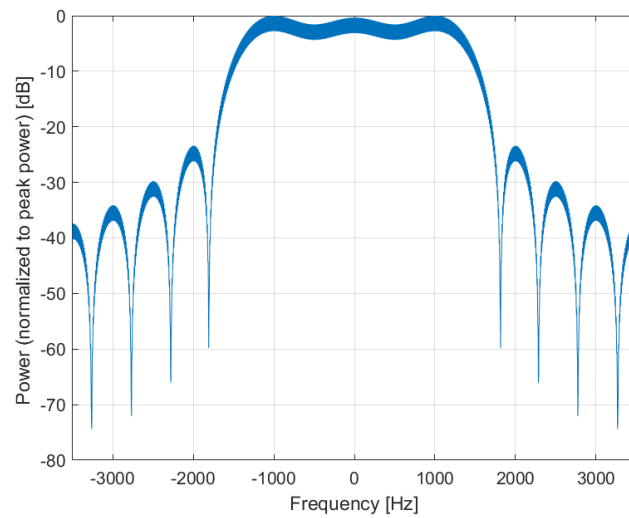
Bandwidth: 0.0 MHz
Integration Time: 100.0 ms

¹ PAR (0.1%) in accordance with FCC KDB 971168, Section 6.0 "Measurement of the Peak-to-Average Power Ratio (PAPR)"

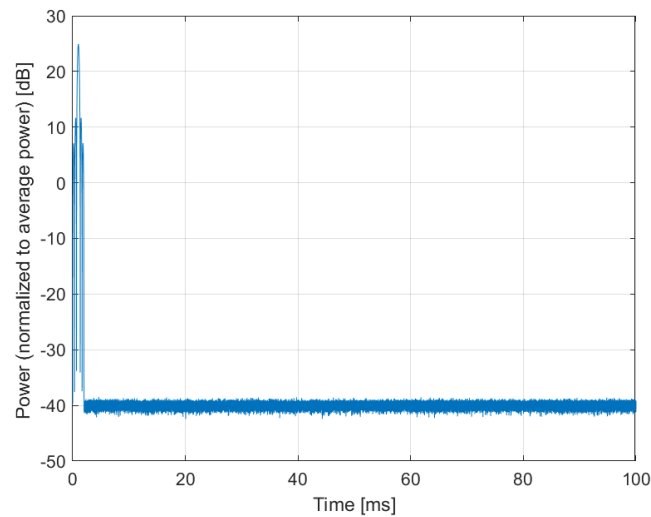
² Modulation Interference Factor (MIF) value valid only in conjunction with advanced probe response linearization calibration for the same communication system (same UID and version).



Complementary Cumulative Distribution Function (CCDF)



Frequency Domain



Time Domain

**Calibration Laboratory of
Schmid & Partner
Engineering AG**
Zeughausstrasse 43, 8004 Zurich, Switzerland

Name: **MRI (Square, 2ms, 0.8ms)**

Group: MRI
UID: 10896-AAA

PAR: ¹ **3.98 dB**
MIF: ² **-0.27 dB**

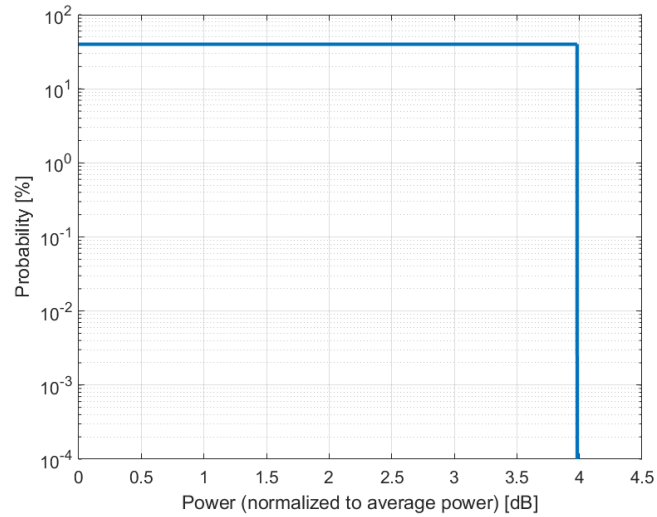
Standard Reference: SPEAG
Category: Periodic pulsed modulation
Modulation: AM
Frequency Band: MRI 1.5T (59.0 - 69.0 MHz)
MRI 3T (123.0 - 133.0 MHz)
Validation band (0.0 - 6000.0 MHz)

Detailed Specification: Custom Calibration Sequence
Pulse Shape: Rectangular
Repetition Rate: 500 Hz
Duty Cycle: 40%

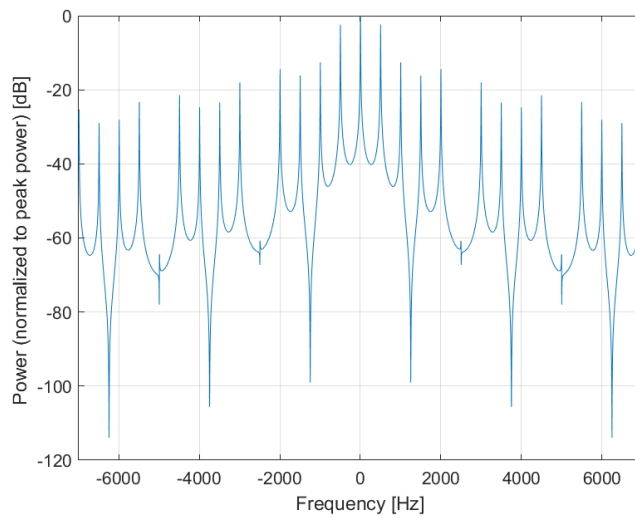
Bandwidth: 0.0 MHz
Integration Time: 2.0 ms

¹ PAR (0.1%) in accordance with FCC KDB 971168, Section 6.0 "Measurement of the Peak-to-Average Power Ratio (PAPR)"

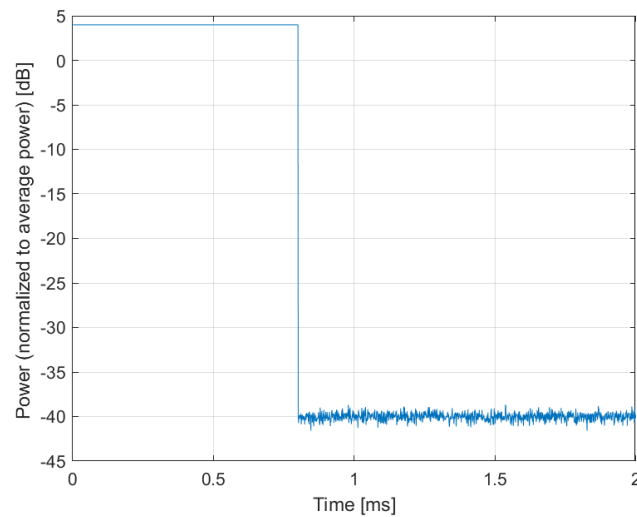
² Modulation Interference Factor (MIF) value valid only in conjunction with advanced probe response linearization calibration for the same communication system (same UID and version).



Complementary Cumulative Distribution Function (CCDF)



Frequency Domain



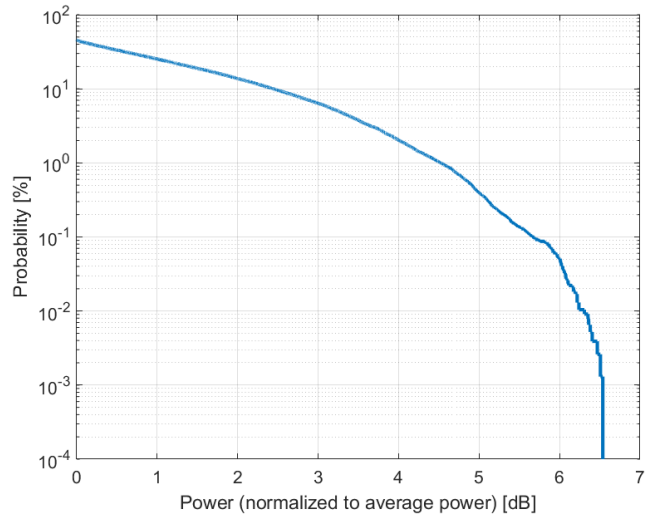
Time Domain

**Calibration Laboratory of
Schmid & Partner
Engineering AG**
Zeughausstrasse 43, 8004 Zurich, Switzerland

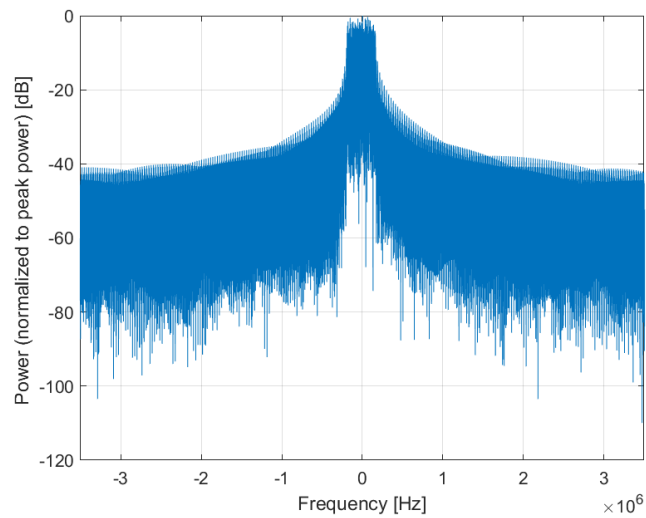
| | |
|-------------------------|--|
| Name: | 5G NR (DFT-s-OFDM, 1 RB, 5 MHz, QPSK, 30 kHz) |
| Group: | 5G NR FR1 TDD |
| UID: | 10897-AAA |
| PAR: ¹ | 5.66 dB |
| MIF: ² | -16.67 dB |
| Standard Reference: | SPEAG |
| Category: | Random amplitude modulation |
| Modulation: | QPSK |
| Frequency Band: | Band n34 (2010 - 2025 MHz) Band n38 (2570 - 2620 MHz) Band n39 (1880 - 1920 MHz) Band n40 (2300 - 2400 MHz) Band n41 (2496 - 2690 MHz) Band n48 (3550 - 3700 MHz) Band n50 (1432 - 1517 MHz) Band n51 (1427 - 1432 MHz) Validation band (0.0 - 6000.0 MHz) |
| Detailed Specification: | Multiplexing Scheme: DFT-s-OFDM Modulation Scheme: QPSK Subcarrier Spacing: 30 kHz Number RBs: 1 Slot Format Index: 1 Data Type: PN9 |
| Bandwidth: | 5.0 MHz |
| Integration Time: | 10.0 ms |

¹ PAR (0.1%) in accordance with FCC KDB 971168, Section 6.0 "Measurement of the Peak-to-Average Power Ratio (PAPR)"

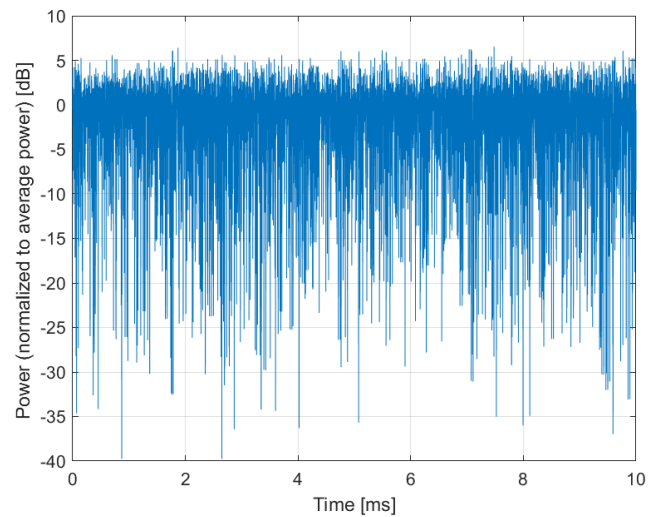
² Modulation Interference Factor (MIF) value valid only in conjunction with advanced probe response linearization calibration for the same communication system (same UID and version).



Complementary Cumulative Distribution Function (CCDF)



Frequency Domain



Time Domain

**Calibration Laboratory of
Schmid & Partner
Engineering AG**
Zeughausstrasse 43, 8004 Zurich, Switzerland

| | |
|-------------------------|--|
| Name: | 5G NR (DFT-s-OFDM, 1 RB, 10 MHz, QPSK, 30 kHz) |
| Group: | 5G NR FR1 TDD |
| UID: | 10898-AAA |
| PAR: ¹ | 5.67 dB |
| MIF: ² | -16.68 dB |
| Standard Reference: | SPEAG |
| Category: | Random amplitude modulation |
| Modulation: | QPSK |
| Frequency Band: | Band n34 (2010 - 2025 MHz) Band n38 (2570 - 2620 MHz) Band n39 (1880 - 1920 MHz) Band n40 (2300 - 2400 MHz) Band n41 (2496 - 2690 MHz) Band n48 (3550 - 3700 MHz) Band n50 (1432 - 1517 MHz) Band n77 (3300 - 4200 MHz) Band n78 (3300 - 3800 MHz) Band n79 (4400 - 5000 MHz) Validation band (0.0 - 6000.0 MHz) |
| Detailed Specification: | Multiplexing Scheme: DFT-s-OFDM Modulation Scheme: QPSK Subcarrier Spacing: 30 kHz Number RBs: 1 Slot Format Index: 1 Data Type: PN9 |
| Bandwidth: | 10.0 MHz |
| Integration Time: | 10.0 ms |

¹ PAR (0.1%) in accordance with FCC KDB 971168, Section 6.0 "Measurement of the Peak-to-Average Power Ratio (PAPR)"

² Modulation Interference Factor (MIF) value valid only in conjunction with advanced probe response linearization calibration for the same communication system (same UID and version).