

Name: **W-CDMA (BS Test Model 1, 64 DPCH, Clipping 44 %)**

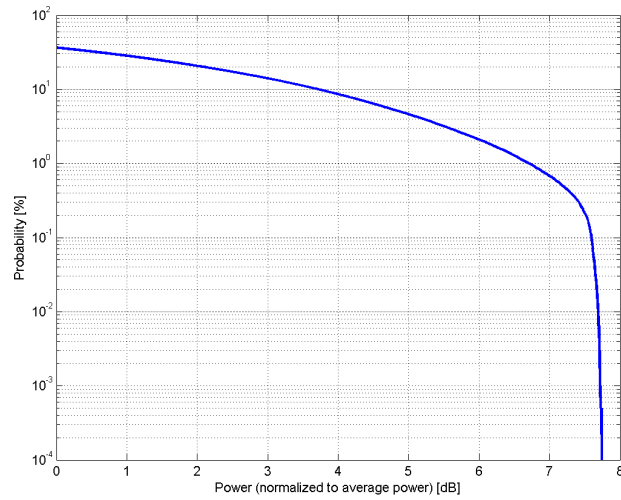
Group: WCDMA
UID: 10451-AAA

PAR: ¹ **7.59 dB**
MIF: ² **-12.93 dB**

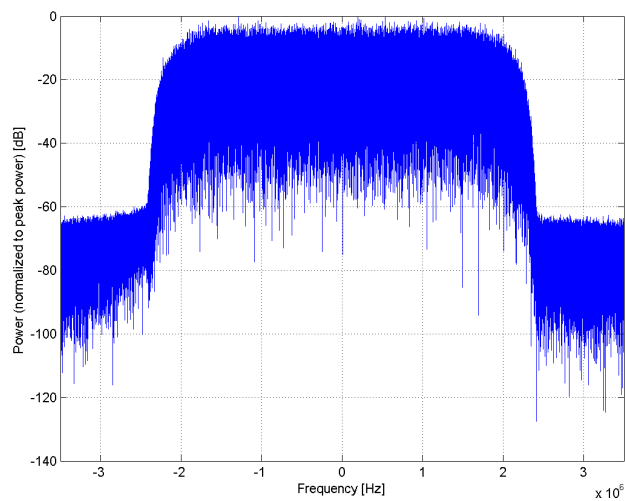
Standard Reference: TS 25.141
Category: Random amplitude modulation
Modulation: 64-QAM
Frequency Band: Band 1, UTRA/FDD, Downlink (2110.0-2170.0 MHz, 20264)
Band 2, UTRA/FDD, Downlink (1930.0-1990.0 MHz, 20265)
Band 3, UTRA/FDD, Downlink (1805.0-1880.0 MHz, 20266)
Band 4, UTRA/FDD, Downlink (2110.0-2155.0 MHz, 20267)
Band 5, UTRA/FDD, Downlink (869.0-894.0 MHz, 20268)
Band 6, UTRA/FDD, Downlink (875.0-885.0 MHz, 20269)
Band 7, UTRA/FDD, Downlink (2620.0-2690.0 MHz, 20270)
Band 8, UTRA/FDD, Downlink (925.0-960.0 MHz, 20271)
Band 9, UTRA/FDD, Downlink (1844.9-1879.9 MHz, 20272)
Band 10, UTRA/FDD, Downlink (2110.0-2170.0 MHz, 20273)
Band 11, UTRA/FDD, Downlink (1475.9-1495.9 MHz, 20274)
Band 12, UTRA/FDD, Downlink (729.0-749.0 MHz, 20275)
Band 13, UTRA/FDD, Downlink (746.0-756.0 MHz, 20276)
Band 14, UTRA/FDD, Downlink (758.0-768.0 MHz, 20277)
Band 19, UTRA/FDD, Downlink (875.0-890.0 MHz, 20278)
Band 20, UTRA/FDD, Downlink (791.0-821.0 MHz, 20279)
Band 21, UTRA/FDD, Downlink (1495.9-1510.9 MHz, 20280)
Band 22, UTRA/FDD, Downlink (3510.0-3590.0 MHz, 20281)
Band 25, UTRA/FDD, Downlink (1930.0-1995.0 MHz, 20282)
Band 26, UTRA/FDD, Downlink (859.0-894.0 MHz, 20283)
Detailed Specification: WCDMA BS Test Model 1 DPCHx64
Single Carrier
Clipping 44 %
Bandwidth: 5.0 MHz
Integration Time: 20.0 ms

¹ PAR (0.1%) in accordance with FCC KDB 971168, Section 6.0 "Measurement of the Peak-to-Average Power Ratio (PAPR)"

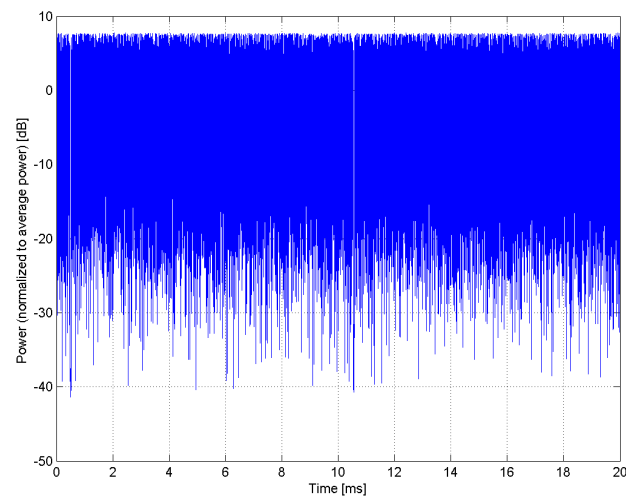
² Modulation Interference Factor (MIF) value valid only in conjunction with advanced probe response linearization calibration for the same communication system (same UID and version).



Complementary Cumulative Distribution Function (CCDF)



Frequency Domain



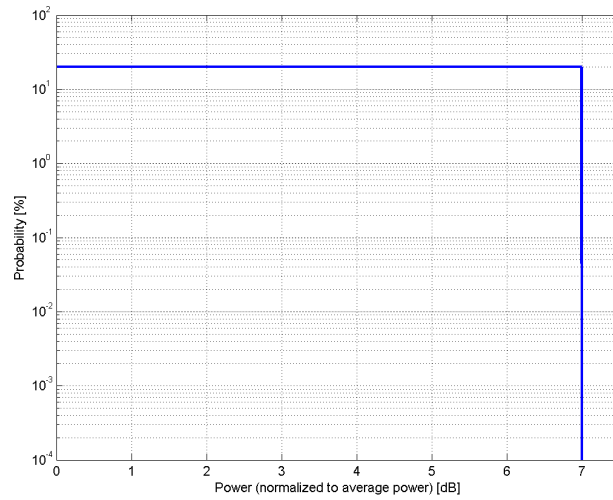
Time Domain

**Calibration Laboratory of
Schmid & Partner
Engineering AG**
Zeughausstrasse 43, 8004 Zurich, Switzerland

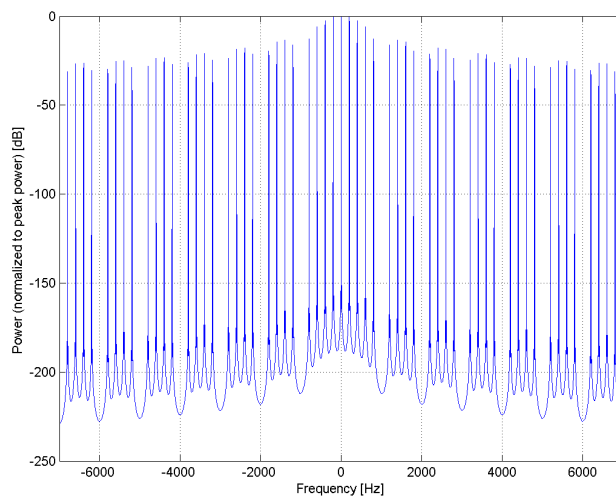
Name:	MRI (Square, 5ms, 1ms)
Group:	MRI
UID:	10452-AAC
PAR: ¹	6.99 dB
MIF: ²	1.54 dB
Standard Reference:	SPEAG
Category:	Random amplitude modulation
Modulation:	AM
Frequency Band:	MRI 1.5T (59.0 - 69.0 MHz) MRI 3T (123.0 - 133.0 MHz) Validation band (0.0 - 6000.0 MHz)
Detailed Specification:	Calibration Sequence for Medical Implant Test System (MITS) Pulse Shape: rectangular Repetition Rate: 200 Hz Duty Cycle: 20%
Bandwidth:	0.0 MHz
Integration Time:	5.0 ms

¹ PAR (0.1%) in accordance with FCC KDB 971168, Section 6.0 "Measurement of the Peak-to-Average Power Ratio (PAPR)"

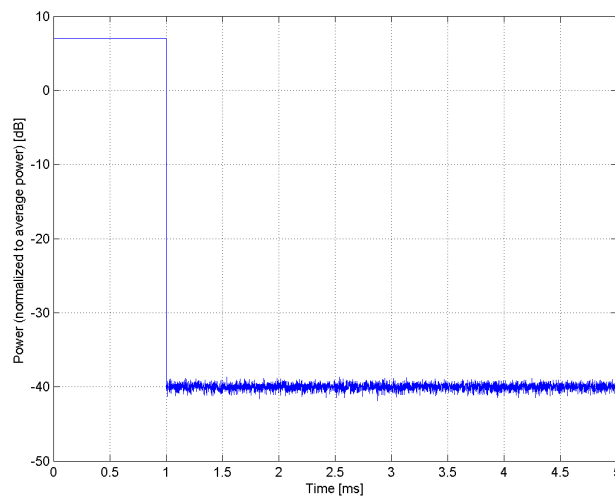
² Modulation Interference Factor (MIF) value valid only in conjunction with advanced probe response linearization calibration for the same communication system (same UID and version).



Complementary Cumulative Distribution Function (CCDF)



Frequency Domain



Time Domain

**Calibration Laboratory of
Schmid & Partner
Engineering AG**
Zeughausstrasse 43, 8004 Zurich, Switzerland

Name: **Validation (Square, 10ms, 1ms)**

Group: Test
UID: 10453-AAD

PAR: ¹ **10.00 dB**
MIF: ² **3.94 dB**

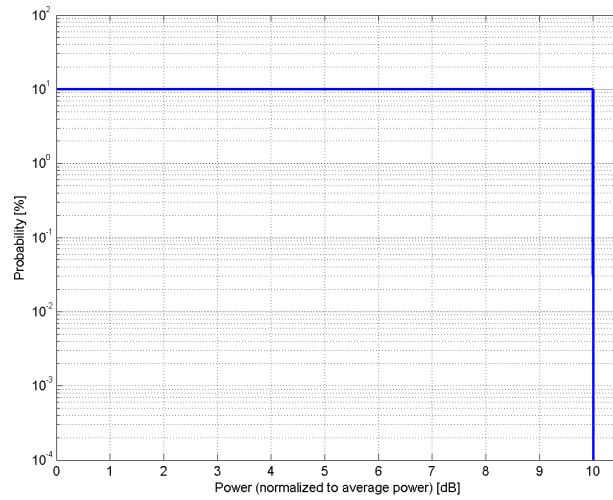
Standard Reference: SPEAG
Category: Random amplitude modulation
Modulation: AM
Frequency Band: MRI 1.5T (59.0 - 69.0 MHz)
MRI 3T (123.0 - 133.0 MHz)
Validation band (0.0 - 6000.0 MHz)

Detailed Specification: Calibration Sequence for Medical Implant Test System (MITS)
Pulse Shape: rectangular
Repetition Rate: 100 Hz
Duty Cycle: 10%

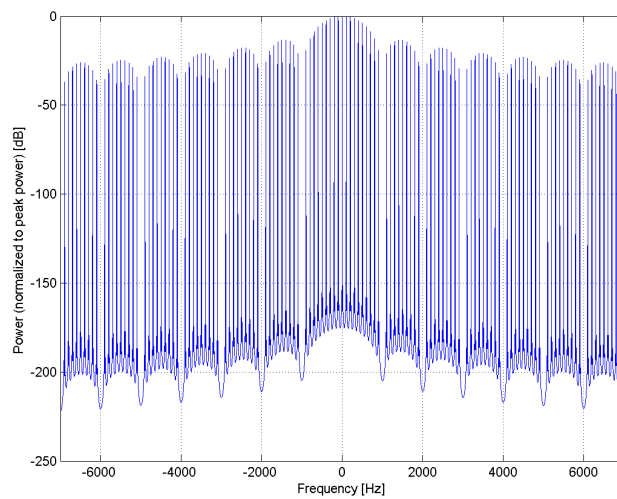
Bandwidth: 0.0 MHz
Integration Time: 10.0 ms

¹ PAR (0.1%) in accordance with FCC KDB 971168, Section 6.0 "Measurement of the Peak-to-Average Power Ratio (PAPR)"

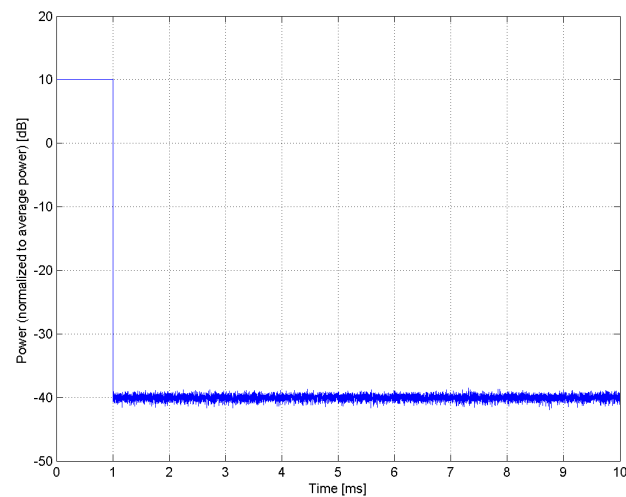
² Modulation Interference Factor (MIF) value valid only in conjunction with advanced probe response linearization calibration for the same communication system (same UID and version).



Complementary Cumulative Distribution Function (CCDF)



Frequency Domain



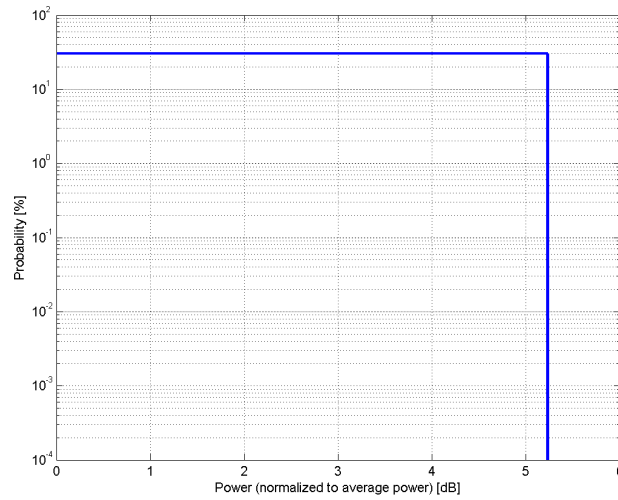
Time Domain

**Calibration Laboratory of
Schmid & Partner
Engineering AG**
Zeughausstrasse 43, 8004 Zurich, Switzerland

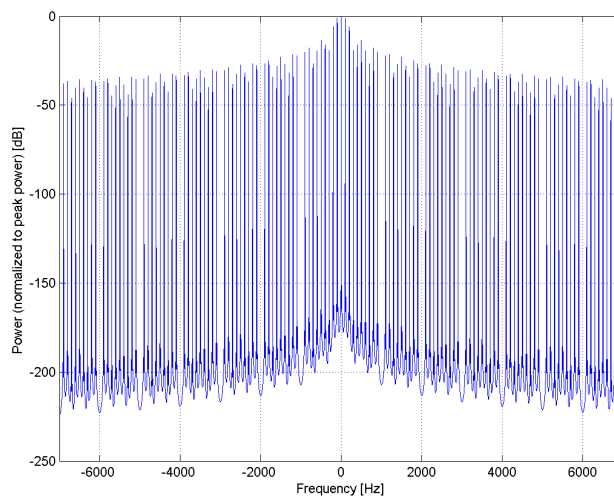
Name:	MRI (Square, 10ms, 3ms)
Group:	MRI
UID:	10454-AAC
PAR: ¹	5.23 dB
MIF: ²	-1.39 dB
Standard Reference:	SPEAG
Category:	Random amplitude modulation
Modulation:	AM
Frequency Band:	MRI 1.5T (59.0 - 69.0 MHz) MRI 3T (123.0 - 133.0 MHz) Validation band (0.0 - 6000.0 MHz)
Detailed Specification:	Calibration Sequence for Medical Implant Test System (MITS) Pulse Shape: rectangular Repetition Rate: 100 Hz Duty Cycle: 30%
Bandwidth:	0.0 MHz
Integration Time:	10.0 ms

¹ PAR (0.1%) in accordance with FCC KDB 971168, Section 6.0 "Measurement of the Peak-to-Average Power Ratio (PAPR)"

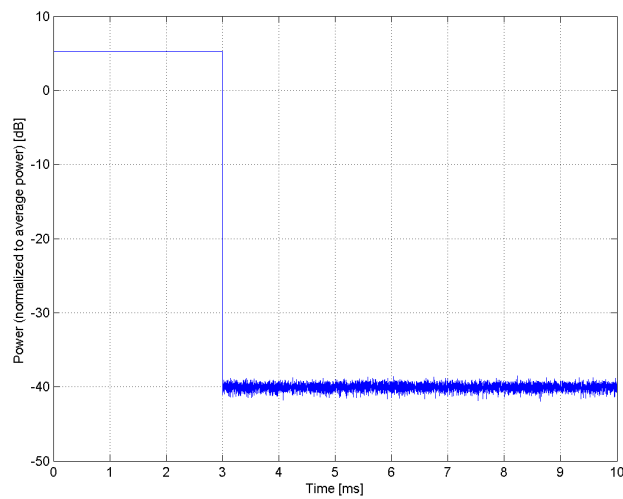
² Modulation Interference Factor (MIF) value valid only in conjunction with advanced probe response linearization calibration for the same communication system (same UID and version).



Complementary Cumulative Distribution Function (CCDF)



Frequency Domain



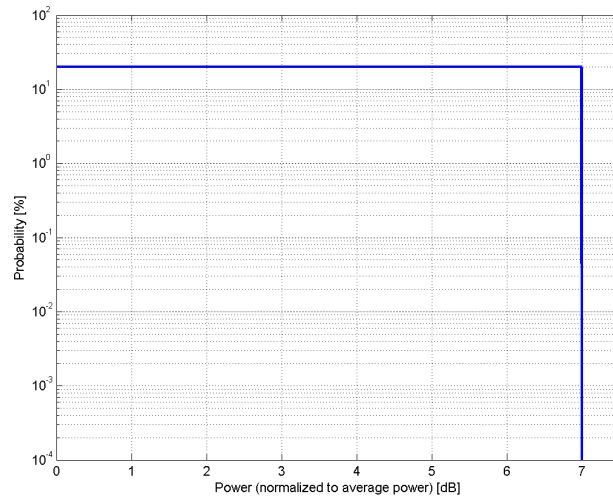
Time Domain

**Calibration Laboratory of
Schmid & Partner
Engineering AG**
Zeughausstrasse 43, 8004 Zurich, Switzerland

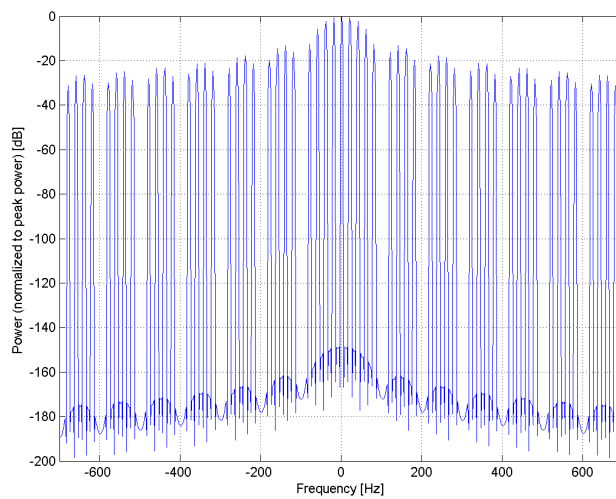
Name:	MRI (Square, 50ms, 10ms)
Group:	MRI
UID:	10455-AAC
PAR: ¹	6.99 dB
MIF: ²	-1.16 dB
Standard Reference:	SPEAG
Category:	Random amplitude modulation
Modulation:	AM
Frequency Band:	MRI 1.5T (59.0 - 69.0 MHz) MRI 3T (123.0 - 133.0 MHz) Validation band (0.0 - 6000.0 MHz)
Detailed Specification:	Calibration Sequence for Medical Implant Test System (MITS) Pulse Shape: rectangular Repetition Rate: 20 Hz Duty Cycle: 20%
Bandwidth:	0.0 MHz
Integration Time:	50.0 ms

¹ PAR (0.1%) in accordance with FCC KDB 971168, Section 6.0 "Measurement of the Peak-to-Average Power Ratio (PAPR)"

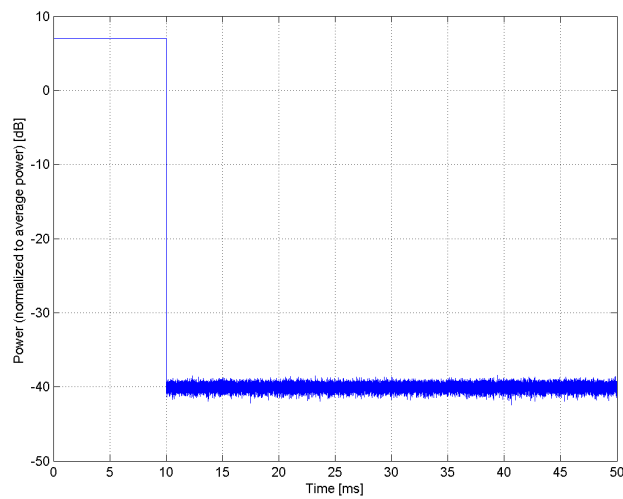
² Modulation Interference Factor (MIF) value valid only in conjunction with advanced probe response linearization calibration for the same communication system (same UID and version).



Complementary Cumulative Distribution Function (CCDF)



Frequency Domain



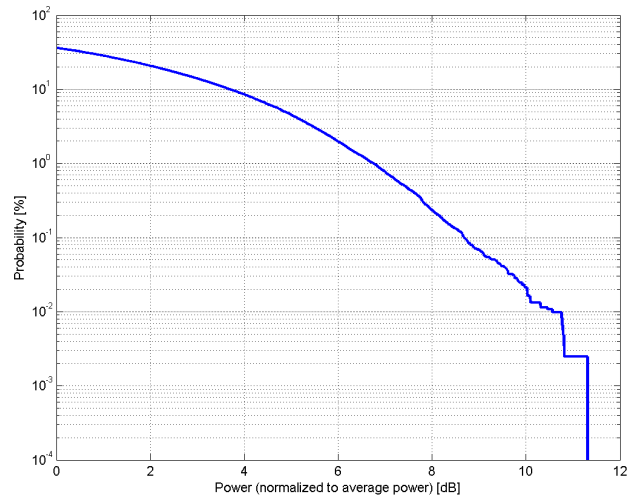
Time Domain

**Calibration Laboratory of
Schmid & Partner
Engineering AG**
Zeughausstrasse 43, 8004 Zurich, Switzerland

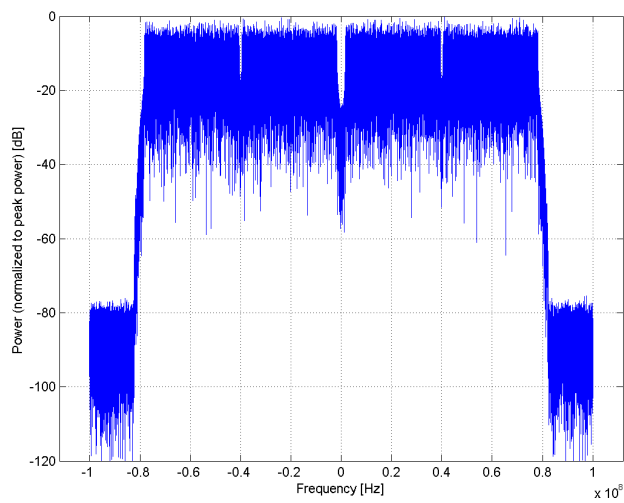
Name:	IEEE 802.11ac WiFi (160MHz, 64-QAM, 99pc duty cycle)
Group:	WLAN
UID:	10456-AAB
PAR: ¹	8.63 dB
MIF: ²	-14.83 dB
Standard Reference:	IEEE 802.11-2013
Category:	FCC OET KDB 248227 D01 802.11 Wi-Fi SAR v02r01 Random amplitude modulation
Modulation:	64-QAM
Frequency Band:	WLAN 2.4GHz (2412.0 - 2484.0 MHz) WLAN 5GHz (4915.0 - 5825.0 MHz) U-NII-1, U-NII-2A (5170 - 5330 MHz) U-NII-2C Standalone (5490 - 5710 MHz) U-NII-2C <5.65 GHz (5490 - 5650 MHz) U-NII-3 Standalone (5735 - 5835 MHz) U-NII-2C, U-NII-3 (5650 - 5835 MHz) Validation band (0.0 - 6000.0 MHz)
Detailed Specification:	Bandwidth: 160MHz Duty cycle: 99% MCS: 5 Number of spatial streams: 1 MPDU length: 32768
Bandwidth:	160.0 MHz
Integration Time:	0.6 ms

¹ PAR (0.1%) in accordance with FCC KDB 971168, Section 6.0 "Measurement of the Peak-to-Average Power Ratio (PAPR)"

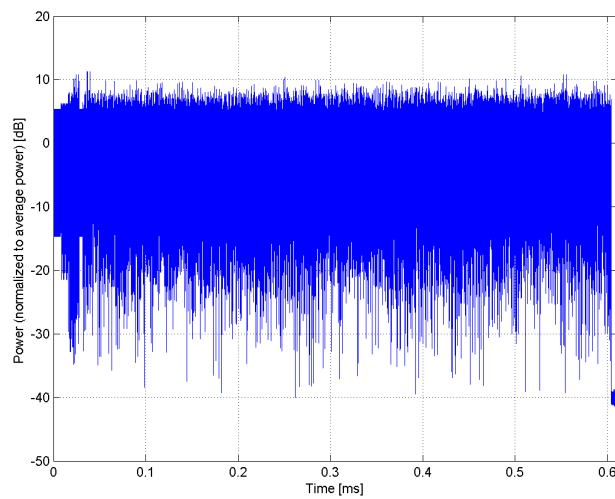
² Modulation Interference Factor (MIF) value valid only in conjunction with advanced probe response linearization calibration for the same communication system (same UID and version).



Complementary Cumulative Distribution Function (CCDF)



Frequency Domain



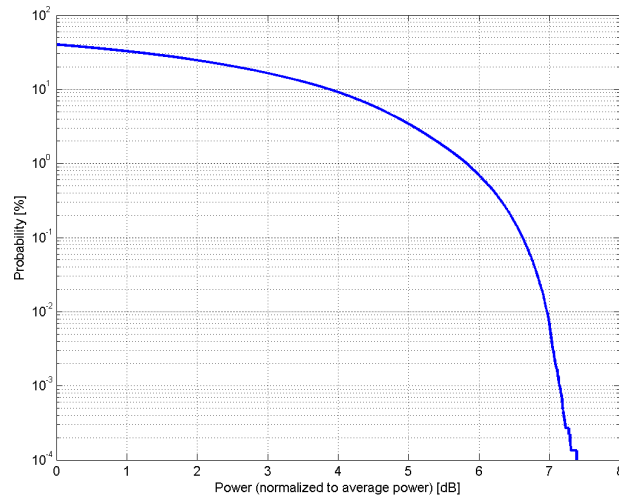
Time Domain

**Calibration Laboratory of
Schmid & Partner
Engineering AG**
Zeughausstrasse 43, 8004 Zurich, Switzerland

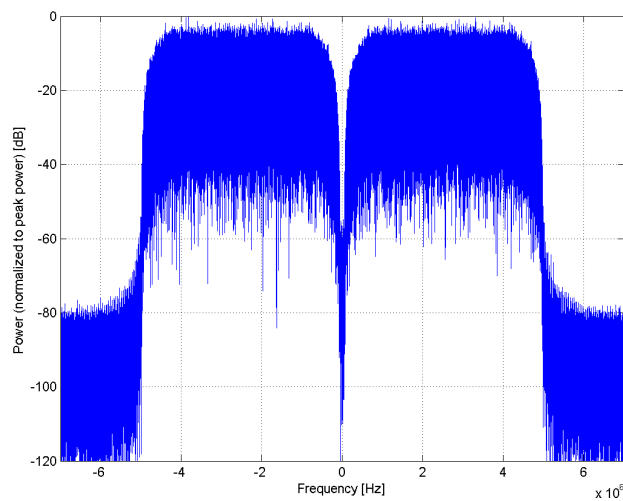
Name:	UMTS-FDD (DC-HSDPA)
Group:	WCDMA
UID:	10457-AAA
PAR: ¹	6.62 dB
MIF: ²	-21.09 dB
Standard Reference:	FCC OET KDB 941225 D01 SAR test for 3G devices v03
Category:	Random amplitude modulation
Modulation:	QPSK
Frequency Band:	Band 1, UTRA/FDD (1920.0-1980.0 MHz, 20000) Band 2, UTRA/FDD (1850.0-1910.0 MHz, 20001) Band 3, UTRA/FDD (1710.0-1785.0 MHz, 20002) Band 4, UTRA/FDD (1710.0-1755.0 MHz, 20003) Band 5, UTRA/FDD (824.0-849.0 MHz, 20004) Band 6, UTRA/FDD (830.0-840.0 MHz, 20005) Band 7, UTRA/FDD (2500.0-2570.0 MHz, 20006) Band 8, UTRA/FDD (880.0-915.0 MHz, 20007) Band 9, UTRA/FDD (1749.9-1784.9 MHz, 20008) Band 10, UTRA/FDD (1710.0-1770.0 MHz, 20009) Band 11, UTRA/FDD (1427.9-1452.9 MHz, 20010) Band 12, UTRA/FDD (698.0-716.0 MHz, 20011) Band 13, UTRA/FDD (777.0-787.0 MHz, 20012) Band 14, UTRA/FDD (788.0-798.0 MHz, 20013) Band 19, UTRA/FDD (830.0-845.0 MHz, 20130) Band 20, UTRA/FDD (832.0-862.0 MHz, 20131) Band 21, UTRA/FDD (1447.9-1462.9 MHz, 20132) Band 22, UTRA/FDD (3410.0-3490.0 MHz, 20217) Band 25, UTRA/FDD (1850.0-1915.0 MHz, 20218) Band 26, UTRA/FDD (814.0-849.0 MHz, 20219)
Detailed Specification:	Dual Carrier HSDPA
Bandwidth:	10.0 MHz
Integration Time:	97.1 ms

¹ PAR (0.1%) in accordance with FCC KDB 971168, Section 6.0 "Measurement of the Peak-to-Average Power Ratio (PAPR)"

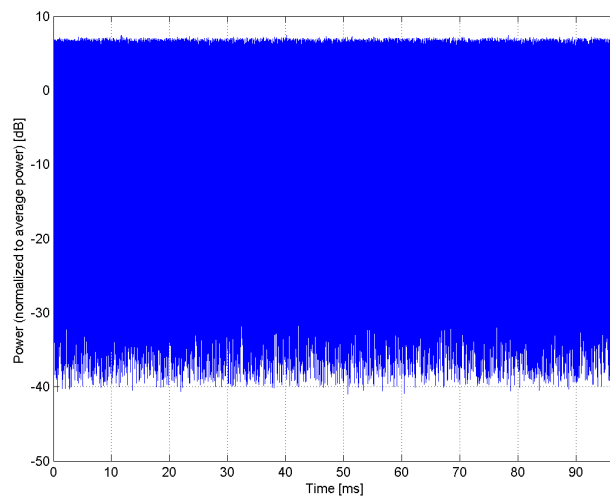
² Modulation Interference Factor (MIF) value valid only in conjunction with advanced probe response linearization calibration for the same communication system (same UID and version).



Complementary Cumulative Distribution Function (CCDF)



Frequency Domain



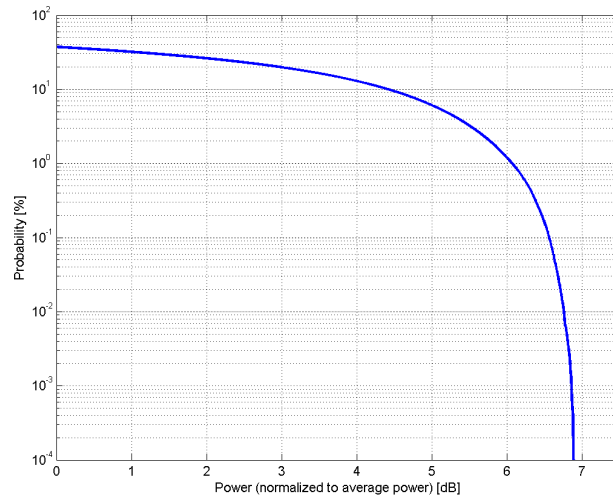
Time Domain

**Calibration Laboratory of
Schmid & Partner
Engineering AG**
Zeughausstrasse 43, 8004 Zurich, Switzerland

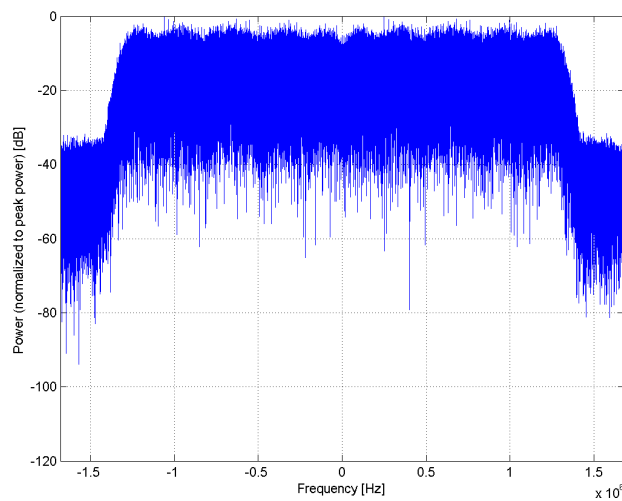
Name:	CDMA2000 (1xEV-DO, Rev. B, 2 carriers)
Group:	CDMA2000
UID:	10458-AAA
PAR: ¹	6.55 dB
MIF: ²	-18.92 dB
Standard Reference:	FCC OET KDB 941225 D01 SAR test for 3G devices v03
Category:	Random amplitude modulation
Modulation:	Q2
Frequency Band:	Band Class 0 (815.0-849.0 MHz, 20220) Band Class 1 (1850.0-1910.0 MHz, 20040) Band Class 2 (872.0-915.0 MHz, 20041) Band Class 3 (887.0-925.0 MHz, 20042) Band Class 4 (1750.0-1780.0 MHz, 20043) Band Class 5 (411.7-483.5 MHz, 20044) Band Class 6 (1920.0-1980.0 MHz, 20045) Band Class 7 (776.0-794.0 MHz, 20046) Band Class 8 (1710.0-1785.0 MHz, 20047) Band Class 9 (880.0-915.0 MHz, 20048) Band Class 10 (806.0-901.0 MHz, 20049) Band Class 11 (410.0-462.5 MHz, 20050) Band Class 12 (870.0-876.0 MHz, 20051) Band Class 13 (2500.0-2570.0 MHz, 20179) Band Class 14 (1850.0-1915.0 MHz, 20180) Band Class 15 (1710.0-1755.0 MHz, 20181) Band Class 16 (2502.0-2568.0 MHz, 20182) Band Class 18 (787.0-799.0 MHz, 20184) Band Class 19 (698.0-716.0 MHz, 20185) Band Class 20 (1626.5-1660.5 MHz, 20186) Band Class 21 (2000.0-2020.0 MHz, 20187)
Detailed Specification:	Physical Layer Configuration: Subtype 2 Reverse Data Channel Payload Size: 4096 bits, termination target of 16 slots Forward Traffic Channel: 2-slot version of 307.2kbps, ACK channel transmitting in all slots Access Terminal Power Control: "All bits up"
Bandwidth:	2.4 MHz
Integration Time:	95.2 ms

¹ PAR (0.1%) in accordance with FCC KDB 971168, Section 6.0 "Measurement of the Peak-to-Average Power Ratio (PAPR)"

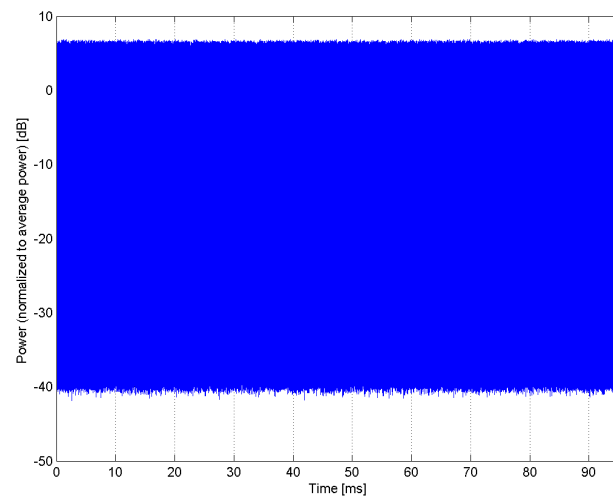
² Modulation Interference Factor (MIF) value valid only in conjunction with advanced probe response linearization calibration for the same communication system (same UID and version).



Complementary Cumulative Distribution Function (CCDF)



Frequency Domain



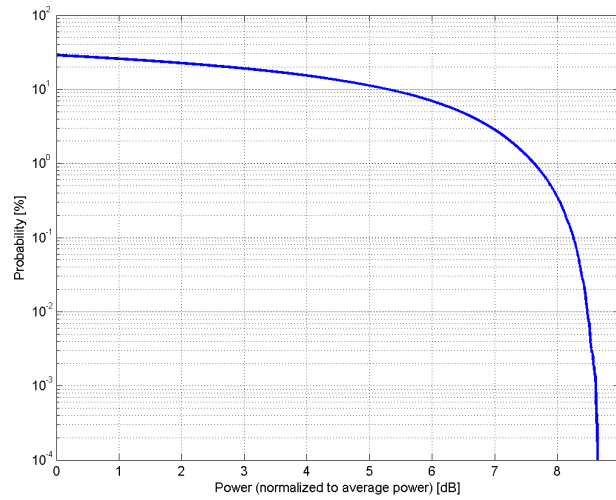
Time Domain

**Calibration Laboratory of
Schmid & Partner
Engineering AG**
Zeughausstrasse 43, 8004 Zurich, Switzerland

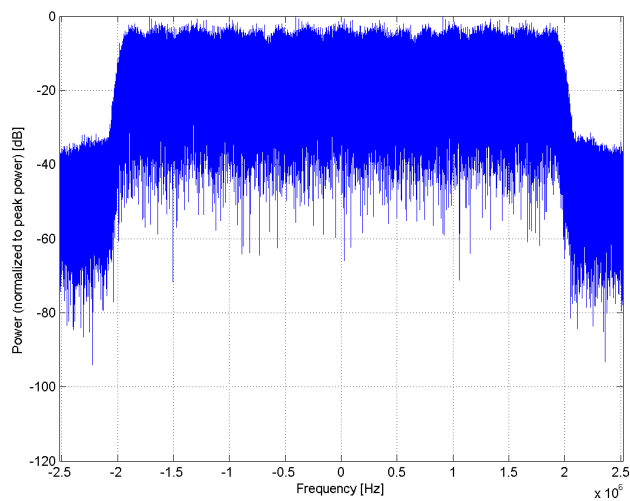
Name:	CDMA2000 (1xEV-DO, Rev. B, 3 carriers)
Group:	CDMA2000
UID:	10459-AAA
PAR: ¹	8.25 dB
MIF: ²	-19.19 dB
Standard Reference:	FCC OET KDB 941225 D01 SAR test for 3G devices v03
Category:	Random amplitude modulation
Modulation:	Q2
Frequency Band:	Band Class 0 (815.0-849.0 MHz, 20220) Band Class 1 (1850.0-1910.0 MHz, 20040) Band Class 2 (872.0-915.0 MHz, 20041) Band Class 3 (887.0-925.0 MHz, 20042) Band Class 4 (1750.0-1780.0 MHz, 20043) Band Class 5 (411.7-483.5 MHz, 20044) Band Class 6 (1920.0-1980.0 MHz, 20045) Band Class 7 (776.0-794.0 MHz, 20046) Band Class 8 (1710.0-1785.0 MHz, 20047) Band Class 9 (880.0-915.0 MHz, 20048) Band Class 10 (806.0-901.0 MHz, 20049) Band Class 11 (410.0-462.5 MHz, 20050) Band Class 12 (870.0-876.0 MHz, 20051) Band Class 13 (2500.0-2570.0 MHz, 20179) Band Class 14 (1850.0-1915.0 MHz, 20180) Band Class 15 (1710.0-1755.0 MHz, 20181) Band Class 16 (2502.0-2568.0 MHz, 20182) Band Class 18 (787.0-799.0 MHz, 20184) Band Class 19 (698.0-716.0 MHz, 20185) Band Class 20 (1626.5-1660.5 MHz, 20186) Band Class 21 (2000.0-2020.0 MHz, 20187)
Detailed Specification:	Physical Layer Configuration: Subtype 2 Reverse Data Channel Payload Size: 4096 bits, termination target of 16 slots Forward Traffic Channel: 2-slot version of 307.2kbps, ACK channel transmitting in all slots Access Terminal Power Control: "All bits up"
Bandwidth:	3.6 MHz
Integration Time:	95.2 ms

¹ PAR (0.1%) in accordance with FCC KDB 971168, Section 6.0 "Measurement of the Peak-to-Average Power Ratio (PAPR)"

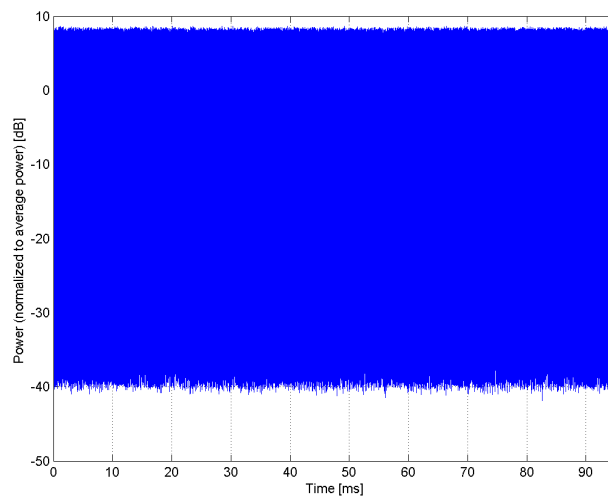
² Modulation Interference Factor (MIF) value valid only in conjunction with advanced probe response linearization calibration for the same communication system (same UID and version).



Complementary Cumulative Distribution Function (CCDF)



Frequency Domain



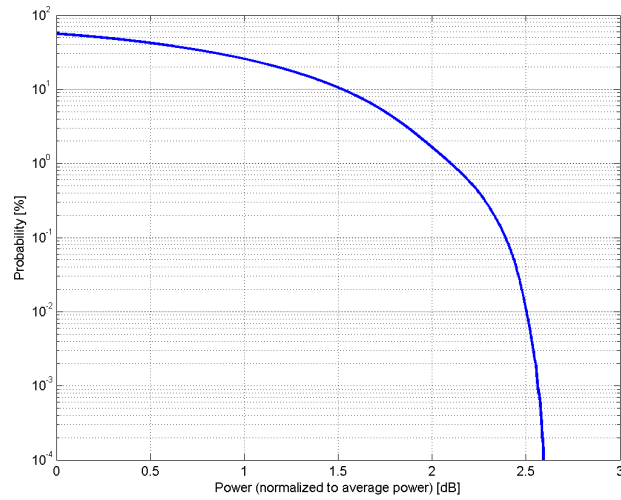
Time Domain

**Calibration Laboratory of
Schmid & Partner
Engineering AG**
Zeughausstrasse 43, 8004 Zurich, Switzerland

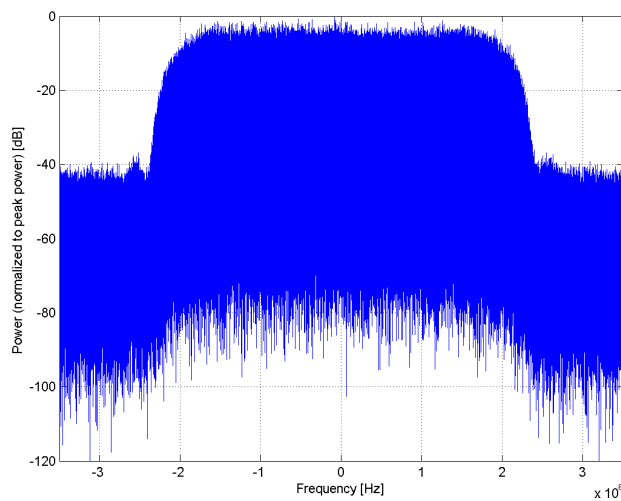
Name:	UMTS-FDD (WCDMA, AMR)
Group:	WCDMA
UID:	10460-AAA
PAR: ¹	2.39 dB
MIF: ²	-25.43 dB
Standard Reference:	FCC OET KDB 941225 D01 SAR test for 3G devices v03
Category:	Random amplitude modulation
Modulation:	QPSK
Frequency Band:	Band 1, UTRA/FDD (1920.0-1980.0 MHz, 20000) Band 2, UTRA/FDD (1850.0-1910.0 MHz, 20001) Band 3, UTRA/FDD (1710.0-1785.0 MHz, 20002) Band 4, UTRA/FDD (1710.0-1755.0 MHz, 20003) Band 5, UTRA/FDD (824.0-849.0 MHz, 20004) Band 6, UTRA/FDD (830.0-840.0 MHz, 20005) Band 7, UTRA/FDD (2500.0-2570.0 MHz, 20006) Band 8, UTRA/FDD (880.0-915.0 MHz, 20007) Band 9, UTRA/FDD (1749.9-1784.9 MHz, 20008) Band 10, UTRA/FDD (1710.0-1770.0 MHz, 20009) Band 11, UTRA/FDD (1427.9-1452.9 MHz, 20010) Band 12, UTRA/FDD (698.0-716.0 MHz, 20011) Band 13, UTRA/FDD (777.0-787.0 MHz, 20012) Band 14, UTRA/FDD (788.0-798.0 MHz, 20013) Band 19, UTRA/FDD (830.0-845.0 MHz, 20130) Band 20, UTRA/FDD (832.0-862.0 MHz, 20131) Band 21, UTRA/FDD (1447.9-1462.9 MHz, 20132) Band 22, UTRA/FDD (3410.0-3490.0 MHz, 20217) Band 25, UTRA/FDD (1850.0-1915.0 MHz, 20218) Band 26, UTRA/FDD (814.0-849.0 MHz, 20219)
Detailed Specification:	Dedicated Channel Type: 12.2 kbps AMR 3.4 kbps SRB
Bandwidth:	5.0 MHz
Integration Time:	100.0 ms

¹ PAR (0.1%) in accordance with FCC KDB 971168, Section 6.0 "Measurement of the Peak-to-Average Power Ratio (PAPR)"

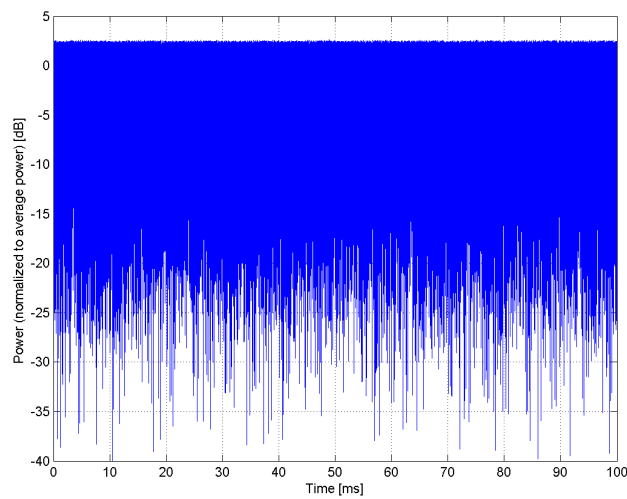
² Modulation Interference Factor (MIF) value valid only in conjunction with advanced probe response linearization calibration for the same communication system (same UID and version).



Complementary Cumulative Distribution Function (CCDF)



Frequency Domain



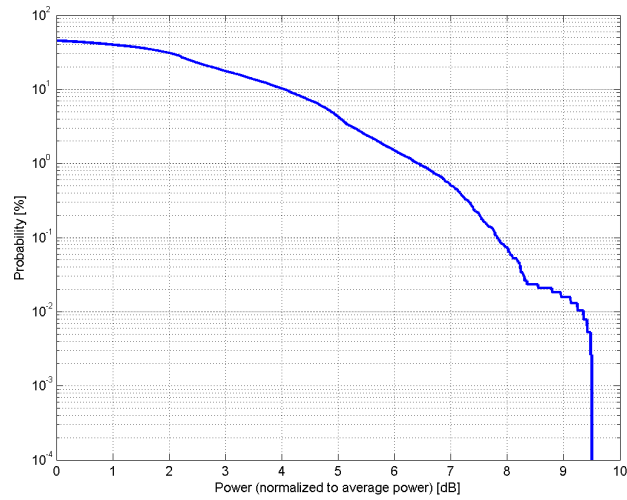
Time Domain

**Calibration Laboratory of
Schmid & Partner
Engineering AG**
Zeughausstrasse 43, 8004 Zurich, Switzerland

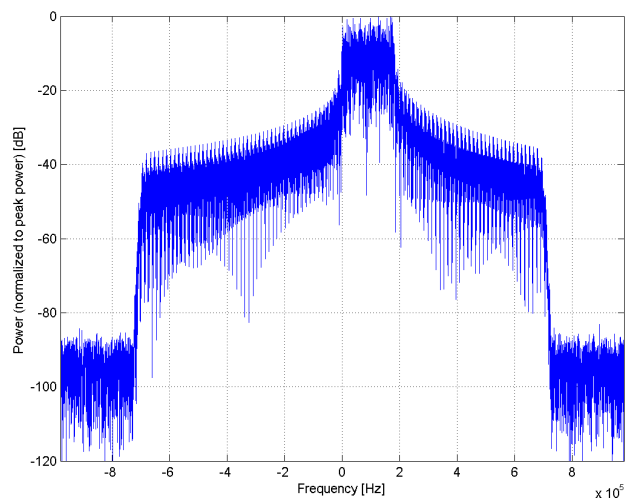
Name:	LTE-TDD (SC-FDMA, 1 RB, 1.4 MHz, QPSK, UL Subframe=2,3,4,7,8,9)
Group:	LTE-TDD
UID:	10461-AAB
PAR: ¹	7.82 dB
MIF: ²	-3.41 dB
Standard Reference:	3GPP / ETSI TS 136.101 V8.4.0 3GPP / ETSI TS 136.213 V8.4.0 FCC OET KDB 941225 D05 SAR for LTE Devices v01
Category:	Random amplitude modulation
Modulation:	QPSK
Frequency Band:	Band 35, E-UTRA/TDD (1850.0 - 1910.0 MHz) Band 36, E-UTRA/TDD (1930.0 - 1990.0 MHz) Band 53, E-UTRA/FDD (2483.5 - 2495.0 MHz) Validation band (0.0 - 6000.0 MHz)
Detailed Specification:	Modulation Scheme: SC-FDMA Uplink-downlink configuration: 0 Special Subframe configuration: 7 Number of Frames: 1 Settings for UL Subframe: 2,3,4,7,8,9 Number of PUSCHs: 1 Modulation Scheme: QPSK Allocated RB: 1 Start Number of RB: 3 Data Type: PN9fix
Bandwidth:	1.4 MHz
Integration Time:	10.0 ms

¹ PAR (0.1%) in accordance with FCC KDB 971168, Section 6.0 "Measurement of the Peak-to-Average Power Ratio (PAPR)"

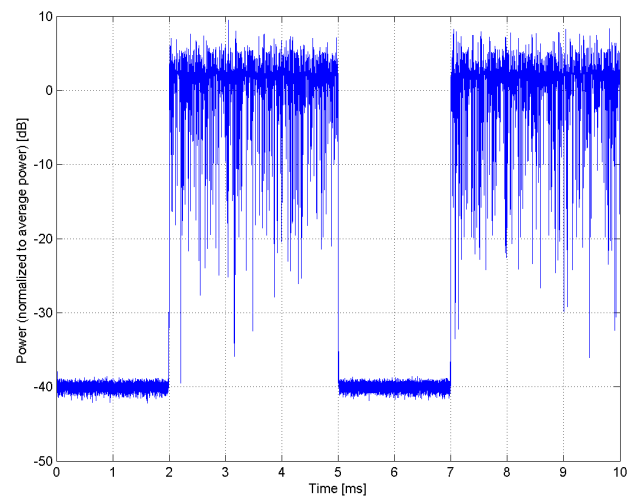
² Modulation Interference Factor (MIF) value valid only in conjunction with advanced probe response linearization calibration for the same communication system (same UID and version).



Complementary Cumulative Distribution Function (CCDF)



Frequency Domain



Time Domain

**Calibration Laboratory of
Schmid & Partner
Engineering AG**
Zeughausstrasse 43, 8004 Zurich, Switzerland

Name: **LTE-TDD (SC-FDMA, 1 RB, 1.4 MHz, 16-QAM, UL Subframe=2,3,4,7,8,9)**

Group: LTE-TDD
UID: 10462-AAB

PAR:¹ **8.30 dB**
MIF:² **-3.17 dB**

Standard Reference: 3GPP / ETSI TS 136.101 V8.4.0
3GPP / ETSI TS 136.213 V8.4.0
FCC OET KDB 941225 D05 SAR for LTE Devices v01

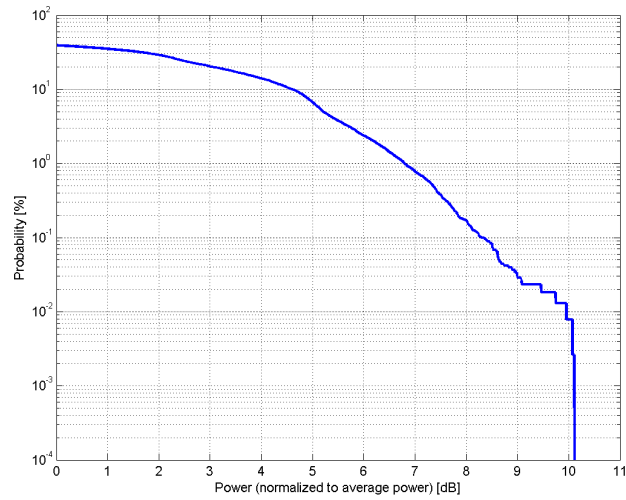
Category: Random amplitude modulation
Modulation: 16-QAM
Frequency Band: Band 35, E-UTRA/TDD (1850.0 - 1910.0 MHz)
Band 36, E-UTRA/TDD (1930.0 - 1990.0 MHz)
Band 53, E-UTRA/FDD (2483.5 - 2495.0 MHz)
Validation band (0.0 - 6000.0 MHz)

Detailed Specification: Modulation Scheme: SC-FDMA
Uplink-downlink configuration: 0
Special Subframe configuration: 7
Number of Frames: 1
Settings for UL Subframe: 2,3,4,7,8,9
Number of PUSCHs: 1
Modulation Scheme: QPSK
Allocated RB: 1
Start Number of RB: 3
Data Type: PN9fix

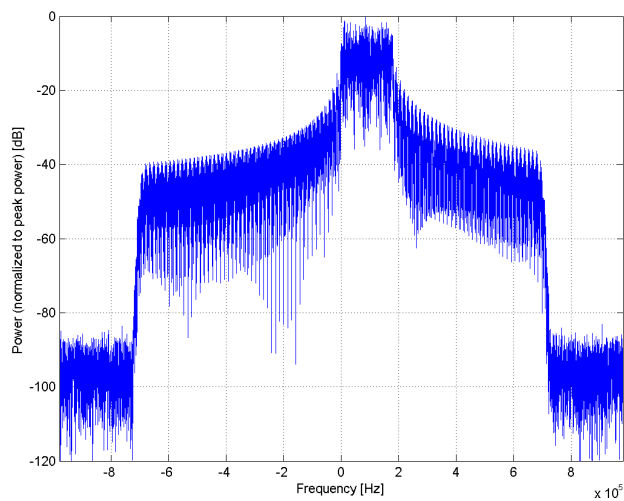
Bandwidth: 1.4 MHz
Integration Time: 10.0 ms

¹ PAR (0.1%) in accordance with FCC KDB 971168, Section 6.0 "Measurement of the Peak-to-Average Power Ratio (PAPR)"

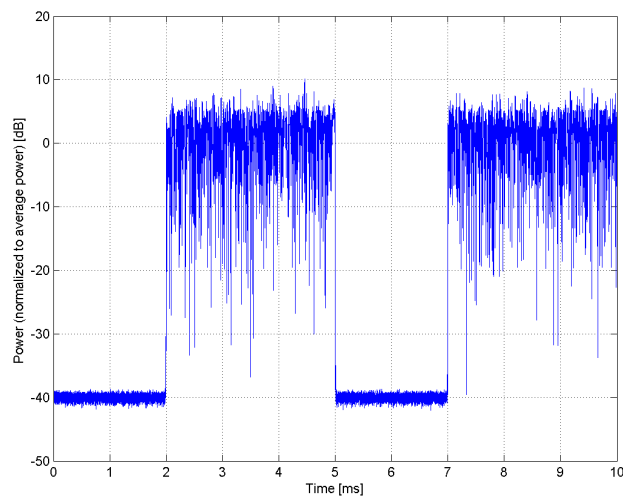
² Modulation Interference Factor (MIF) value valid only in conjunction with advanced probe response linearization calibration for the same communication system (same UID and version).



Complementary Cumulative Distribution Function (CCDF)



Frequency Domain



Time Domain

**Calibration Laboratory of
Schmid & Partner
Engineering AG**
Zeughausstrasse 43, 8004 Zurich, Switzerland

Name: **LTE-TDD (SC-FDMA, 1 RB, 1.4 MHz, 64-QAM, UL Subframe=2,3,4,7,8,9)**

Group: LTE-TDD
UID: 10463-AAB

PAR: ¹ **8.56 dB**
MIF: ² **-3.31 dB**

Standard Reference: 3GPP / ETSI TS 136.101 V8.4.0
3GPP / ETSI TS 136.213 V8.4.0
FCC OET KDB 941225 D05 SAR for LTE Devices v01

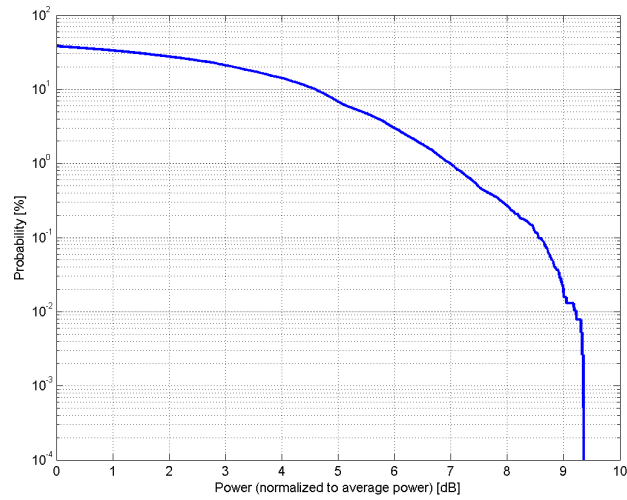
Category: Random amplitude modulation
Modulation: 64-QAM
Frequency Band: Band 35, E-UTRA/TDD (1850.0 - 1910.0 MHz)
Band 36, E-UTRA/TDD (1930.0 - 1990.0 MHz)
Band 53, E-UTRA/FDD (2483.5 - 2495.0 MHz)
Validation band (0.0 - 6000.0 MHz)

Detailed Specification: Modulation Scheme: SC-FDMA
Uplink-downlink configuration: 0
Special Subframe configuration: 7
Number of Frames: 1
Settings for UL Subframe: 2,3,4,7,8,9
Number of PUSCHs: 1
Modulation Scheme: QPSK
Allocated RB: 1
Start Number of RB: 3
Data Type: PN9fix

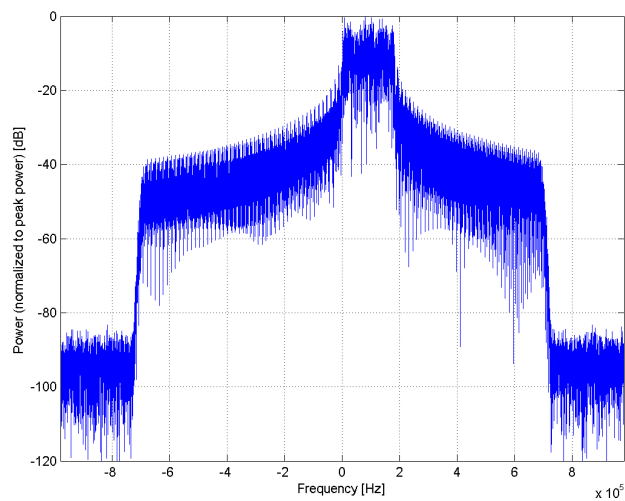
Bandwidth: 1.4 MHz
Integration Time: 10.0 ms

¹ PAR (0.1%) in accordance with FCC KDB 971168, Section 6.0 "Measurement of the Peak-to-Average Power Ratio (PAPR)"

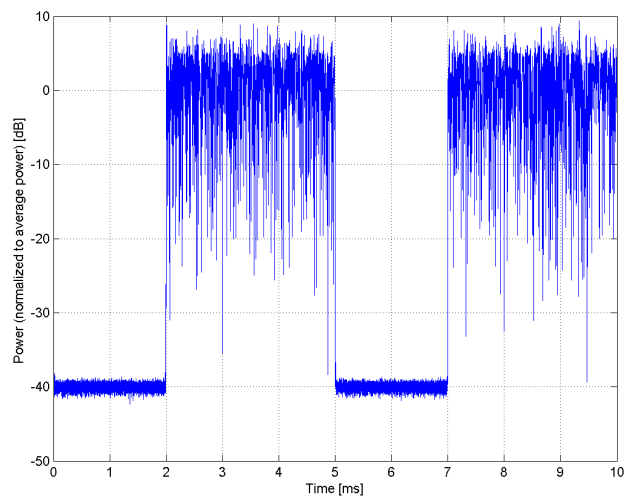
² Modulation Interference Factor (MIF) value valid only in conjunction with advanced probe response linearization calibration for the same communication system (same UID and version).



Complementary Cumulative Distribution Function (CCDF)



Frequency Domain



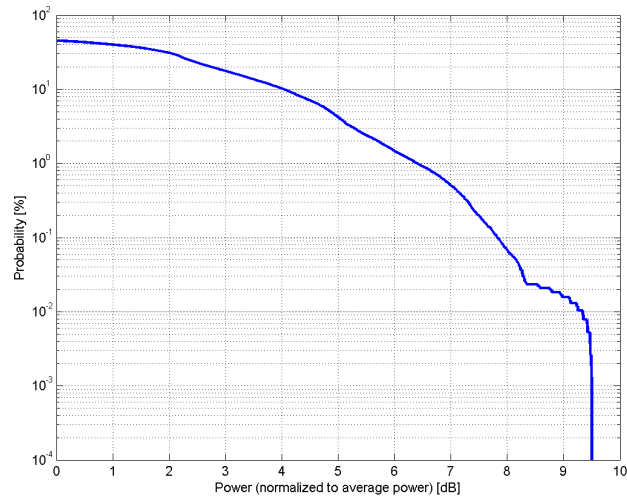
Time Domain

**Calibration Laboratory of
Schmid & Partner
Engineering AG**
Zeughausstrasse 43, 8004 Zurich, Switzerland

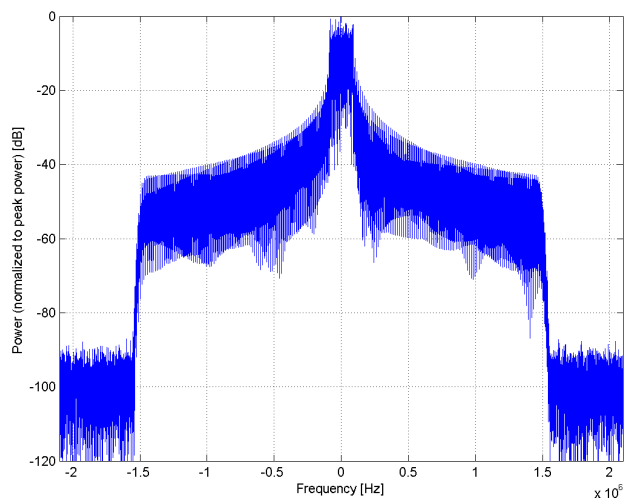
Name:	LTE-TDD (SC-FDMA, 1 RB, 3 MHz, QPSK, UL Subframe=2,3,4,7,8,9)
Group:	LTE-TDD
UID:	10464-AAC
PAR: ¹	7.82 dB
MIF: ²	-3.41 dB
Standard Reference:	3GPP / ETSI TS 136.101 V8.4.0 3GPP / ETSI TS 136.213 V8.4.0 FCC OET KDB 941225 D05 SAR for LTE Devices v01
Category:	Random amplitude modulation
Modulation:	QPSK
Frequency Band:	Band 35, E-UTRA/TDD (1850.0 - 1910.0 MHz) Band 36, E-UTRA/TDD (1930.0 - 1990.0 MHz) Band 44, E-UTRA/TDD (703.0 - 803.0 MHz) Band 50, E-UTRA/TDD (1432.0 - 1517.0 MHz) Band 51, E-UTRA/TDD (1427.0 - 1432.0 MHz) Band 53, E-UTRA/FDD (2483.5 - 2495.0 MHz) Validation band (0.0 - 6000.0 MHz)
Detailed Specification:	Modulation Scheme: SC-FDMA Uplink-downlink configuration: 0 Special Subframe configuration: 7 Number of Frames: 1 Settings for UL Subframe: 2,3,4,7,8,9 Number of PUSCHs: 1 Modulation Scheme: QPSK Allocated RB: 1 Start Number of RB: 7 Data Type: PN9fix
Bandwidth:	3.0 MHz
Integration Time:	10.0 ms

¹ PAR (0.1%) in accordance with FCC KDB 971168, Section 6.0 "Measurement of the Peak-to-Average Power Ratio (PAPR)"

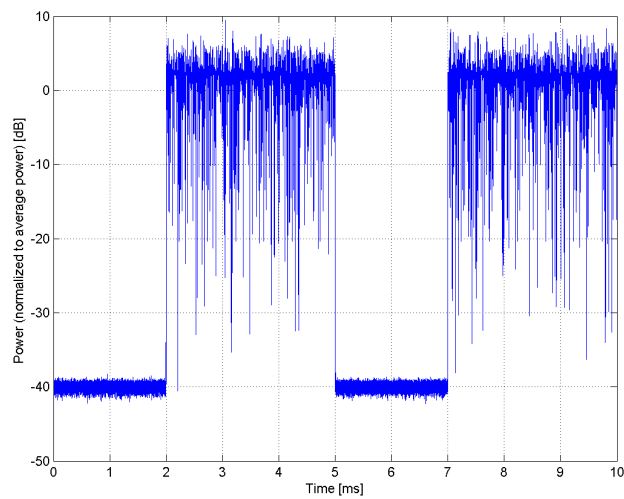
² Modulation Interference Factor (MIF) value valid only in conjunction with advanced probe response linearization calibration for the same communication system (same UID and version).



Complementary Cumulative Distribution Function (CCDF)



Frequency Domain



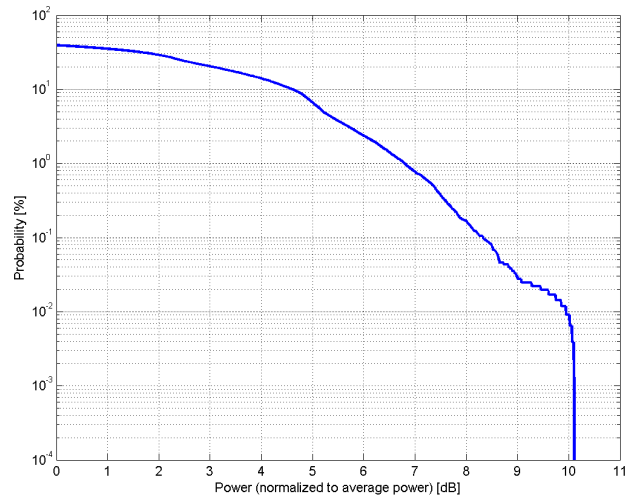
Time Domain

**Calibration Laboratory of
Schmid & Partner
Engineering AG**
Zeughausstrasse 43, 8004 Zurich, Switzerland

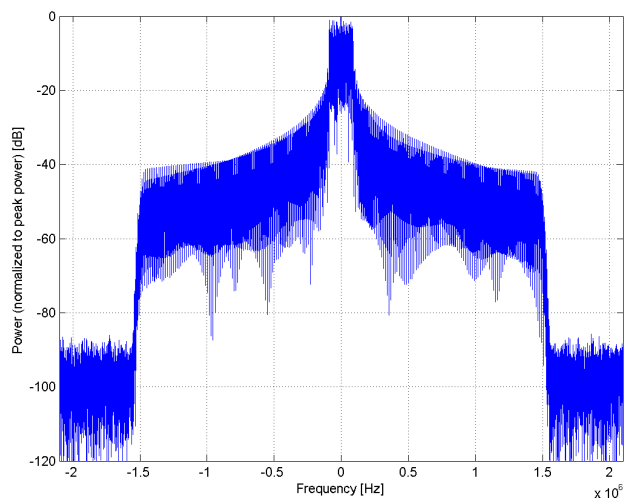
Name:	LTE-TDD (SC-FDMA, 1 RB, 3 MHz, 16-QAM, UL Subframe=2,3,4,7,8,9)
Group:	LTE-TDD
UID:	10465-AAC
PAR: ¹	8.32 dB
MIF: ²	-3.18 dB
Standard Reference:	3GPP / ETSI TS 136.101 V8.4.0 3GPP / ETSI TS 136.213 V8.4.0 FCC OET KDB 941225 D05 SAR for LTE Devices v01
Category:	Random amplitude modulation
Modulation:	16-QAM
Frequency Band:	Band 35, E-UTRA/TDD (1850.0 - 1910.0 MHz) Band 36, E-UTRA/TDD (1930.0 - 1990.0 MHz) Band 44, E-UTRA/TDD (703.0 - 803.0 MHz) Band 50, E-UTRA/TDD (1432.0 - 1517.0 MHz) Band 51, E-UTRA/TDD (1427.0 - 1432.0 MHz) Band 53, E-UTRA/FDD (2483.5 - 2495.0 MHz) Validation band (0.0 - 6000.0 MHz)
Detailed Specification:	Modulation Scheme: SC-FDMA Uplink-downlink configuration: 0 Special Subframe configuration: 7 Number of Frames: 1 Settings for UL Subframe: 2,3,4,7,8,9 Number of PUSCHs: 1 Modulation Scheme: QPSK Allocated RB: 1 Start Number of RB: 7 Data Type: PN9fix
Bandwidth:	3.0 MHz
Integration Time:	10.0 ms

¹ PAR (0.1%) in accordance with FCC KDB 971168, Section 6.0 "Measurement of the Peak-to-Average Power Ratio (PAPR)"

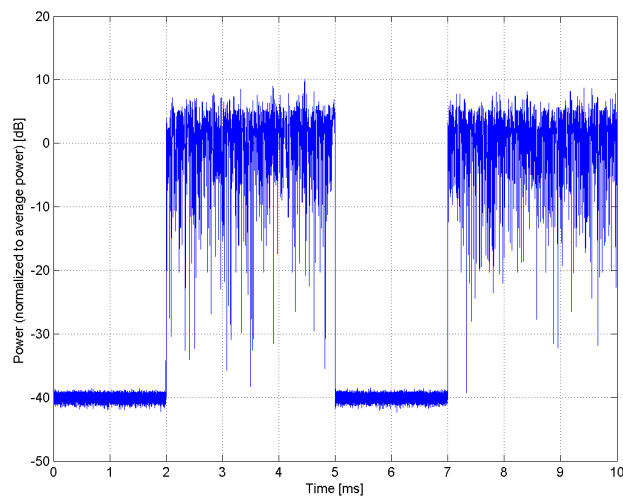
² Modulation Interference Factor (MIF) value valid only in conjunction with advanced probe response linearization calibration for the same communication system (same UID and version).



Complementary Cumulative Distribution Function (CCDF)



Frequency Domain



Time Domain

**Calibration Laboratory of
Schmid & Partner
Engineering AG**
Zeughausstrasse 43, 8004 Zurich, Switzerland

Name: **LTE-TDD (SC-FDMA, 1 RB, 3 MHz, 64-QAM, UL Subframe=2,3,4,7,8,9)**

Group: LTE-TDD
UID: 10466-AAC

PAR: ¹ **8.57 dB**
MIF: ² **-3.31 dB**

Standard Reference: 3GPP / ETSI TS 136.101 V8.4.0
3GPP / ETSI TS 136.213 V8.4.0
FCC OET KDB 941225 D05 SAR for LTE Devices v01

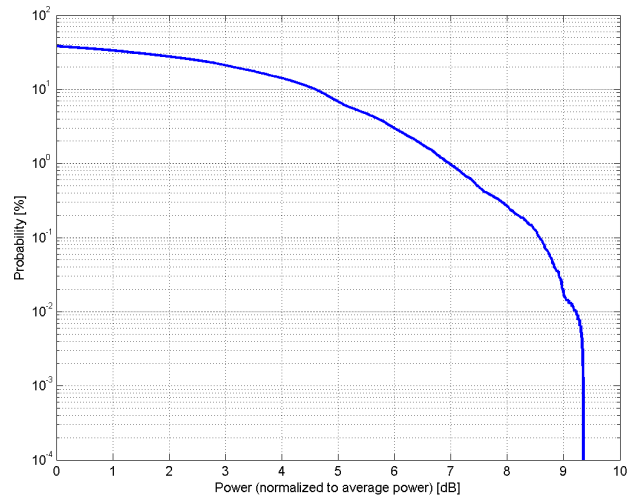
Category: Random amplitude modulation
Modulation: 64-QAM
Frequency Band: Band 35, E-UTRA/TDD (1850.0 - 1910.0 MHz)
Band 36, E-UTRA/TDD (1930.0 - 1990.0 MHz)
Band 44, E-UTRA/TDD (703.0 - 803.0 MHz)
Band 50, E-UTRA/TDD (1432.0 - 1517.0 MHz)
Band 51, E-UTRA/TDD (1427.0 - 1432.0 MHz)
Band 53, E-UTRA/FDD (2483.5 - 2495.0 MHz)
Validation band (0.0 - 6000.0 MHz)

Detailed Specification: Modulation Scheme: SC-FDMA
Uplink-downlink configuration: 0
Special Subframe configuration: 7
Number of Frames: 1
Settings for UL Subframe: 2,3,4,7,8,9
Number of PUSCHs: 1
Modulation Scheme: QPSK
Allocated RB: 1
Start Number of RB: 7
Data Type: PN9fix

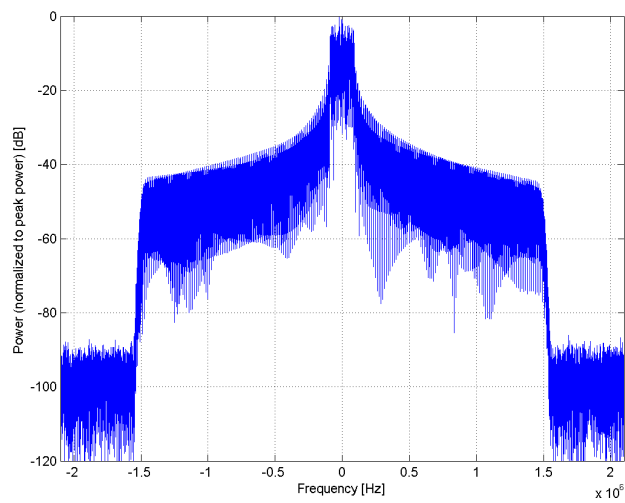
Bandwidth: 3.0 MHz
Integration Time: 10.0 ms

¹ PAR (0.1%) in accordance with FCC KDB 971168, Section 6.0 "Measurement of the Peak-to-Average Power Ratio (PAPR)"

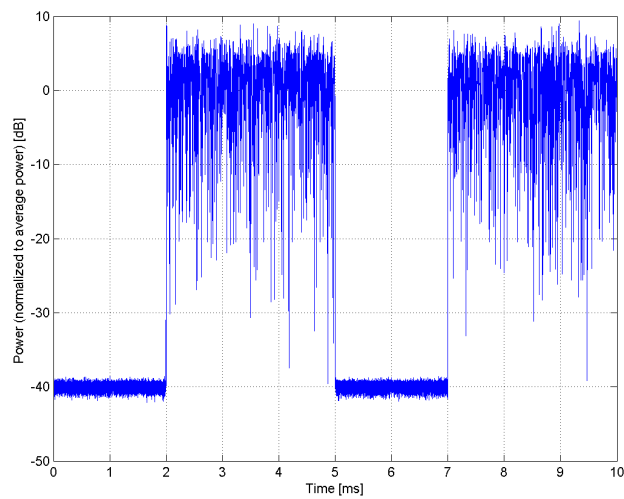
² Modulation Interference Factor (MIF) value valid only in conjunction with advanced probe response linearization calibration for the same communication system (same UID and version).



Complementary Cumulative Distribution Function (CCDF)



Frequency Domain



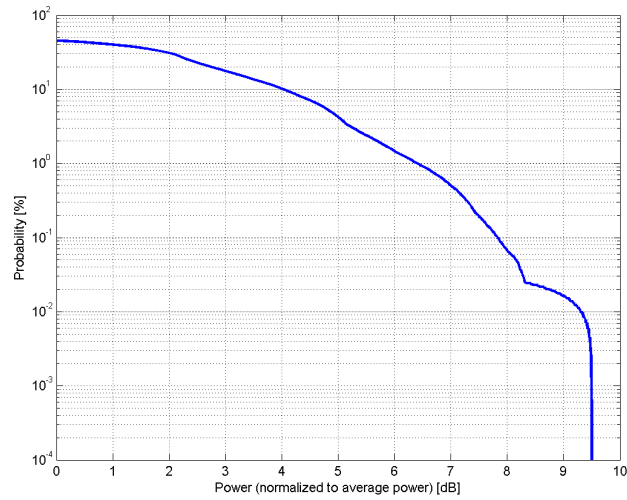
Time Domain

**Calibration Laboratory of
Schmid & Partner
Engineering AG**
Zeughausstrasse 43, 8004 Zurich, Switzerland

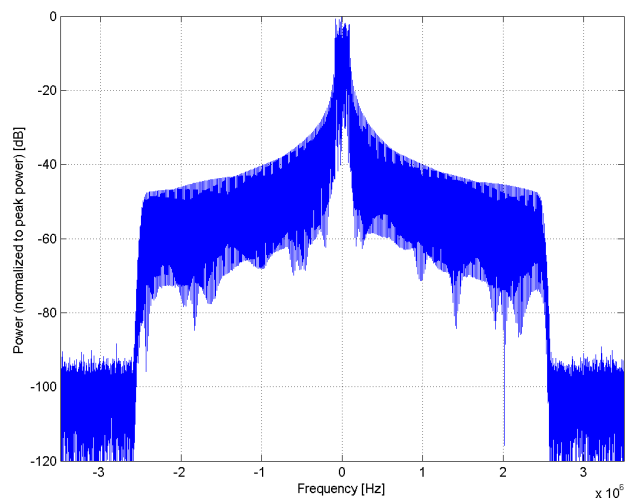
Name:	LTE-TDD (SC-FDMA, 1 RB, 5 MHz, QPSK, UL Subframe=2,3,4,7,8,9)
Group:	LTE-TDD
UID:	10467-AAF
PAR: ¹	7.82 dB
MIF: ²	-3.41 dB
Standard Reference:	3GPP / ETSI TS 136.101 V8.4.0 3GPP / ETSI TS 136.213 V8.4.0 FCC OET KDB 941225 D05 SAR for LTE Devices v01
Category:	Random amplitude modulation
Modulation:	QPSK
Frequency Band:	Band 33, E-UTRA/TDD (1900.0 - 1920.0 MHz) Band 34, E-UTRA/TDD (2010.0 - 2025.0 MHz) Band 35, E-UTRA/TDD (1850.0 - 1910.0 MHz) Band 36, E-UTRA/TDD (1930.0 - 1990.0 MHz) Band 37, E-UTRA/TDD (1910.0 - 1930.0 MHz) Band 38, E-UTRA/TDD (2570.0 - 2620.0 MHz) Band 39, E-UTRA/TDD (1880.0 - 1920.0 MHz) Band 40, E-UTRA/TDD (2300.0 - 2400.0 MHz) Band 41, E-UTRA/TDD (2496.0 - 2690.0 MHz) Band 42, E-UTRA/TDD (3400.0 - 3600.0 MHz) Band 43, E-UTRA/TDD (3600.0 - 3800.0 MHz) Band 44, E-UTRA/TDD (703.0 - 803.0 MHz) Band 45, E-UTRA/FDD (1447.0 - 1467.0 MHz) Band 48, E-UTRA/TDD (3550.0 - 3700.0 MHz) Band 50, E-UTRA/TDD (1432.0 - 1517.0 MHz) Band 51, E-UTRA/TDD (1427.0 - 1432.0 MHz) Band 52, E-UTRA/FDD (3300.0 - 3400.0 MHz) Band 53, E-UTRA/FDD (2483.5 - 2495.0 MHz) Validation band (0.0 - 6000.0 MHz)
Detailed Specification:	Modulation Scheme: SC-FDMA Uplink-downlink configuration: 0 Special Subframe configuration: 7 Number of Frames: 1 Settings for UL Subframe: 2,3,4,7,8,9 Number of PUSCHs: 1 Modulation Scheme: QPSK Allocated RB: 1 Start Number of RB: 12 Data Type: PN9fix
Bandwidth:	5.0 MHz
Integration Time:	10.0 ms

¹ PAR (0.1%) in accordance with FCC KDB 971168, Section 6.0 "Measurement of the Peak-to-Average Power Ratio (PAPR)"

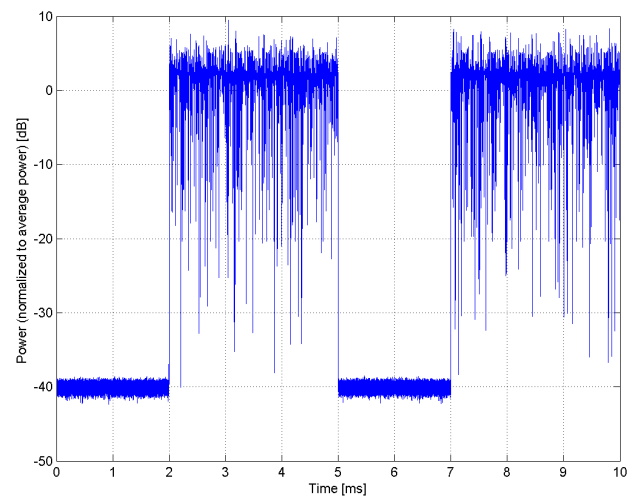
² Modulation Interference Factor (MIF) value valid only in conjunction with advanced probe response linearization calibration for the same communication system (same UID and version).



Complementary Cumulative Distribution Function (CCDF)



Frequency Domain



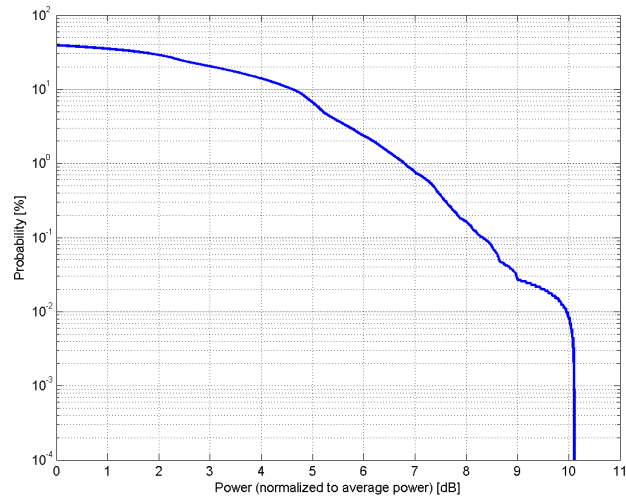
Time Domain

**Calibration Laboratory of
Schmid & Partner
Engineering AG**
Zeughausstrasse 43, 8004 Zurich, Switzerland

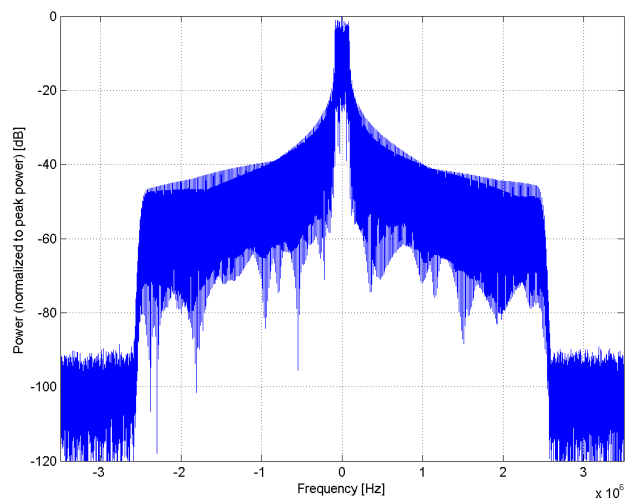
Name:	LTE-TDD (SC-FDMA, 1 RB, 5 MHz, 16-QAM, UL Subframe=2,3,4,7,8,9)
Group:	LTE-TDD
UID:	10468-AAF
PAR: ¹	8.32 dB
MIF: ²	-3.18 dB
Standard Reference:	3GPP / ETSI TS 136.101 V8.4.0 3GPP / ETSI TS 136.213 V8.4.0 FCC OET KDB 941225 D05 SAR for LTE Devices v01
Category:	Random amplitude modulation
Modulation:	16-QAM
Frequency Band:	Band 33, E-UTRA/TDD (1900.0 - 1920.0 MHz) Band 34, E-UTRA/TDD (2010.0 - 2025.0 MHz) Band 35, E-UTRA/TDD (1850.0 - 1910.0 MHz) Band 36, E-UTRA/TDD (1930.0 - 1990.0 MHz) Band 37, E-UTRA/TDD (1910.0 - 1930.0 MHz) Band 38, E-UTRA/TDD (2570.0 - 2620.0 MHz) Band 39, E-UTRA/TDD (1880.0 - 1920.0 MHz) Band 40, E-UTRA/TDD (2300.0 - 2400.0 MHz) Band 41, E-UTRA/TDD (2496.0 - 2690.0 MHz) Band 42, E-UTRA/TDD (3400.0 - 3600.0 MHz) Band 43, E-UTRA/TDD (3600.0 - 3800.0 MHz) Band 44, E-UTRA/TDD (703.0 - 803.0 MHz) Band 45, E-UTRA/FDD (1447.0 - 1467.0 MHz) Band 48, E-UTRA/TDD (3550.0 - 3700.0 MHz) Band 50, E-UTRA/TDD (1432.0 - 1517.0 MHz) Band 51, E-UTRA/TDD (1427.0 - 1432.0 MHz) Band 52, E-UTRA/FDD (3300.0 - 3400.0 MHz) Band 53, E-UTRA/FDD (2483.5 - 2495.0 MHz) Validation band (0.0 - 6000.0 MHz)
Detailed Specification:	Modulation Scheme: SC-FDMA Uplink-downlink configuration: 0 Special Subframe configuration: 7 Number of Frames: 1 Settings for UL Subframe: 2,3,4,7,8,9 Number of PUSCHs: 1 Modulation Scheme: QPSK Allocated RB: 1 Start Number of RB: 12 Data Type: PN9fix
Bandwidth:	5.0 MHz
Integration Time:	10.0 ms

¹ PAR (0.1%) in accordance with FCC KDB 971168, Section 6.0 "Measurement of the Peak-to-Average Power Ratio (PAPR)"

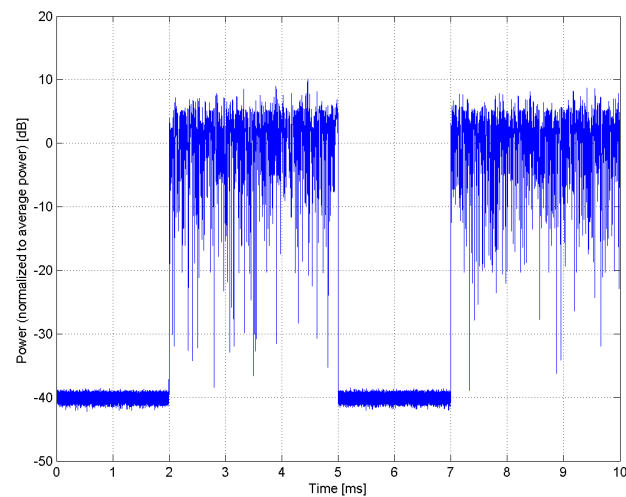
² Modulation Interference Factor (MIF) value valid only in conjunction with advanced probe response linearization calibration for the same communication system (same UID and version).



Complementary Cumulative Distribution Function (CCDF)



Frequency Domain



Time Domain

**Calibration Laboratory of
Schmid & Partner
Engineering AG**
Zeughausstrasse 43, 8004 Zurich, Switzerland

Name: **LTE-TDD (SC-FDMA, 1 RB, 5 MHz, 64-QAM, UL Subframe=2,3,4,7,8,9)**

Group: LTE-TDD
UID: 10469-AAF

PAR: ¹ **8.56 dB**
MIF: ² **-3.31 dB**

Standard Reference: 3GPP / ETSI TS 136.101 V8.4.0
3GPP / ETSI TS 136.213 V8.4.0
FCC OET KDB 941225 D05 SAR for LTE Devices v01

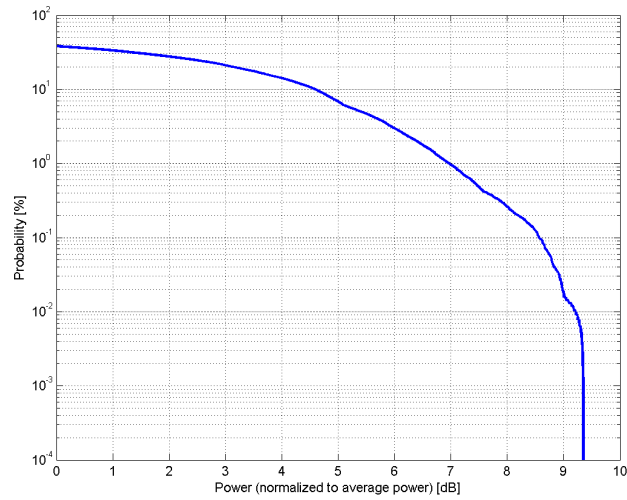
Category: Random amplitude modulation
Modulation: 64-QAM
Frequency Band: Band 33, E-UTRA/TDD (1900.0 - 1920.0 MHz)
Band 34, E-UTRA/TDD (2010.0 - 2025.0 MHz)
Band 35, E-UTRA/TDD (1850.0 - 1910.0 MHz)
Band 36, E-UTRA/TDD (1930.0 - 1990.0 MHz)
Band 37, E-UTRA/TDD (1910.0 - 1930.0 MHz)
Band 38, E-UTRA/TDD (2570.0 - 2620.0 MHz)
Band 39, E-UTRA/TDD (1880.0 - 1920.0 MHz)
Band 40, E-UTRA/TDD (2300.0 - 2400.0 MHz)
Band 41, E-UTRA/TDD (2496.0 - 2690.0 MHz)
Band 42, E-UTRA/TDD (3400.0 - 3600.0 MHz)
Band 43, E-UTRA/TDD (3600.0 - 3800.0 MHz)
Band 44, E-UTRA/TDD (703.0 - 803.0 MHz)
Band 45, E-UTRA/FDD (1447.0 - 1467.0 MHz)
Band 48, E-UTRA/TDD (3550.0 - 3700.0 MHz)
Band 50, E-UTRA/TDD (1432.0 - 1517.0 MHz)
Band 51, E-UTRA/TDD (1427.0 - 1432.0 MHz)
Band 52, E-UTRA/FDD (3300.0 - 3400.0 MHz)
Band 53, E-UTRA/FDD (2483.5 - 2495.0 MHz)
Validation band (0.0 - 6000.0 MHz)

Detailed Specification: Modulation Scheme: SC-FDMA
Uplink-downlink configuration: 0
Special Subframe configuration: 7
Number of Frames: 1
Settings for UL Subframe: 2,3,4,7,8,9
Number of PUSCHs: 1
Modulation Scheme: QPSK
Allocated RB: 1
Start Number of RB: 12
Data Type: PN9fix

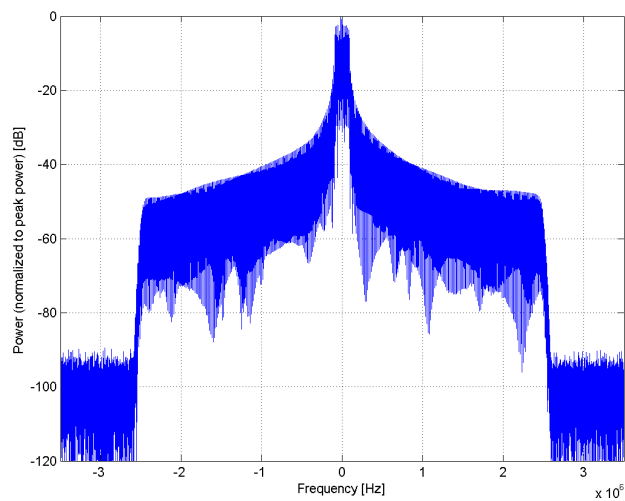
Bandwidth: 5.0 MHz
Integration Time: 10.0 ms

¹ PAR (0.1%) in accordance with FCC KDB 971168, Section 6.0 "Measurement of the Peak-to-Average Power Ratio (PAPR)"

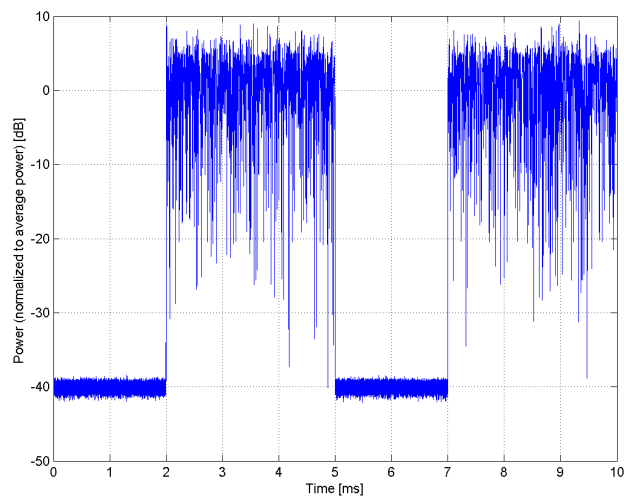
² Modulation Interference Factor (MIF) value valid only in conjunction with advanced probe response linearization calibration for the same communication system (same UID and version).



Complementary Cumulative Distribution Function (CCDF)



Frequency Domain



Time Domain

**Calibration Laboratory of
Schmid & Partner
Engineering AG**
Zeughausstrasse 43, 8004 Zurich, Switzerland

Name: **LTE-TDD (SC-FDMA, 1 RB, 10 MHz, QPSK, UL Subframe=2,3,4,7,8,9)**

Group: LTE-TDD
UID: 10470-AAF

PAR: ¹ **7.82 dB**
MIF: ² **-3.41 dB**

Standard Reference: 3GPP / ETSI TS 136.101 V8.4.0
3GPP / ETSI TS 136.213 V8.4.0
FCC OET KDB 941225 D05 SAR for LTE Devices v01

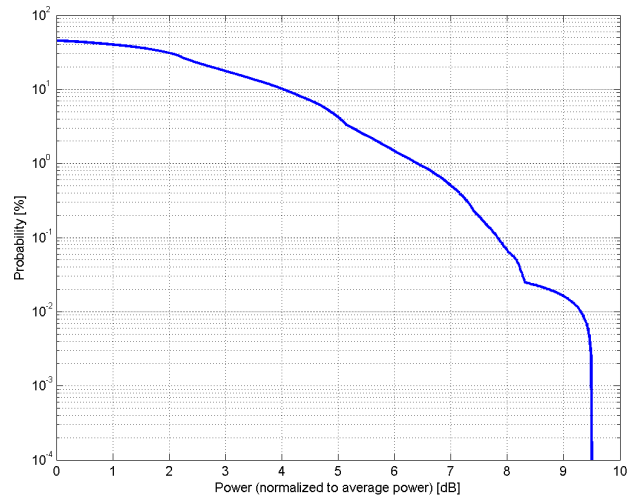
Category: Random amplitude modulation
Modulation: QPSK
Frequency Band: Band 33, E-UTRA/TDD (1900.0 - 1920.0 MHz)
Band 34, E-UTRA/TDD (2010.0 - 2025.0 MHz)
Band 35, E-UTRA/TDD (1850.0 - 1910.0 MHz)
Band 36, E-UTRA/TDD (1930.0 - 1990.0 MHz)
Band 37, E-UTRA/TDD (1910.0 - 1930.0 MHz)
Band 38, E-UTRA/TDD (2570.0 - 2620.0 MHz)
Band 39, E-UTRA/TDD (1880.0 - 1920.0 MHz)
Band 40, E-UTRA/TDD (2300.0 - 2400.0 MHz)
Band 41, E-UTRA/TDD (2496.0 - 2690.0 MHz)
Band 42, E-UTRA/TDD (3400.0 - 3600.0 MHz)
Band 43, E-UTRA/TDD (3600.0 - 3800.0 MHz)
Band 44, E-UTRA/TDD (703.0 - 803.0 MHz)
Band 45, E-UTRA/FDD (1447.0 - 1467.0 MHz)
Band 46, E-UTRA/FDD (5150.0 - 5925.0 MHz)
Band 47, E-UTRA/TDD (5855.0 - 5925.0 MHz)
Band 48, E-UTRA/TDD (3550.0 - 3700.0 MHz)
Band 49, E-UTRA/TDD (3550.0 - 3700.0 MHz)
Band 50, E-UTRA/TDD (1432.0 - 1517.0 MHz)
Band 52, E-UTRA/FDD (3300.0 - 3400.0 MHz)
Band 53, E-UTRA/FDD (2483.5 - 2495.0 MHz)
Validation band (0.0 - 6000.0 MHz)

Detailed Specification: Modulation Scheme: SC-FDMA
Uplink-downlink configuration: 0
Special Subframe configuration: 7
Number of Frames: 1
Settings for UL Subframe: 2,3,4,7,8,9
Number of PUSCHs: 1
Modulation Scheme: QPSK
Allocated RB: 1
Start Number of RB: 25
Data Type: PN9fix

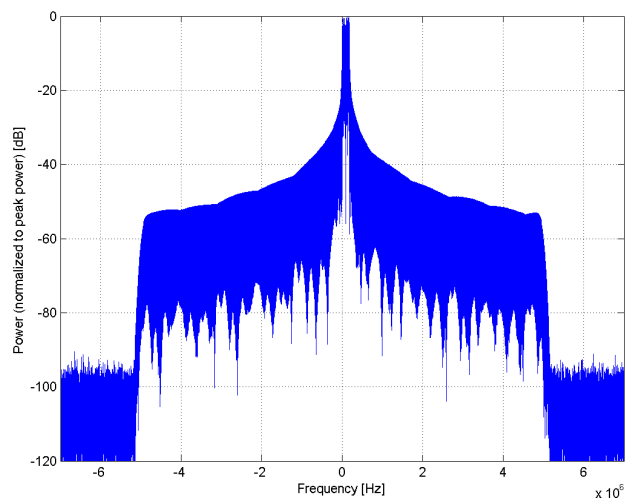
Bandwidth: 10.0 MHz
Integration Time: 10.0 ms

¹ PAR (0.1%) in accordance with FCC KDB 971168, Section 6.0 "Measurement of the Peak-to-Average Power Ratio (PAPR)"

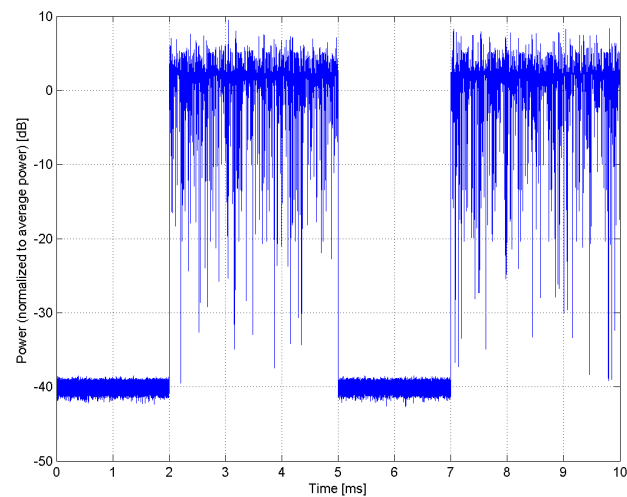
² Modulation Interference Factor (MIF) value valid only in conjunction with advanced probe response linearization calibration for the same communication system (same UID and version).



Complementary Cumulative Distribution Function (CCDF)



Frequency Domain



Time Domain

**Calibration Laboratory of
Schmid & Partner
Engineering AG**
Zeughausstrasse 43, 8004 Zurich, Switzerland

Name: **LTE-TDD (SC-FDMA, 1 RB, 10 MHz, 16-QAM, UL Subframe=2,3,4,7,8,9)**

Group: LTE-TDD
UID: 10471-AAF

PAR: ¹ **8.32 dB**
MIF: ² **-3.17 dB**

Standard Reference: 3GPP / ETSI TS 136.101 V8.4.0
3GPP / ETSI TS 136.213 V8.4.0
FCC OET KDB 941225 D05 SAR for LTE Devices v01

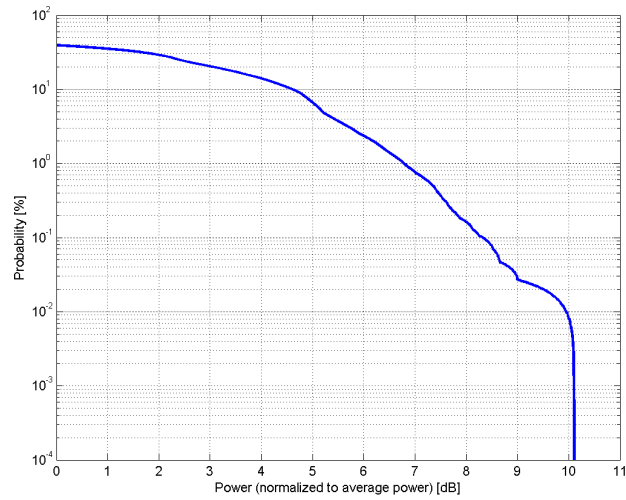
Category: Random amplitude modulation
Modulation: 16-QAM
Frequency Band: Band 33, E-UTRA/TDD (1900.0 - 1920.0 MHz)
Band 34, E-UTRA/TDD (2010.0 - 2025.0 MHz)
Band 35, E-UTRA/TDD (1850.0 - 1910.0 MHz)
Band 36, E-UTRA/TDD (1930.0 - 1990.0 MHz)
Band 37, E-UTRA/TDD (1910.0 - 1930.0 MHz)
Band 38, E-UTRA/TDD (2570.0 - 2620.0 MHz)
Band 39, E-UTRA/TDD (1880.0 - 1920.0 MHz)
Band 40, E-UTRA/TDD (2300.0 - 2400.0 MHz)
Band 41, E-UTRA/TDD (2496.0 - 2690.0 MHz)
Band 42, E-UTRA/TDD (3400.0 - 3600.0 MHz)
Band 43, E-UTRA/TDD (3600.0 - 3800.0 MHz)
Band 44, E-UTRA/TDD (703.0 - 803.0 MHz)
Band 45, E-UTRA/FDD (1447.0 - 1467.0 MHz)
Band 46, E-UTRA/FDD (5150.0 - 5925.0 MHz)
Band 47, E-UTRA/TDD (5855.0 - 5925.0 MHz)
Band 48, E-UTRA/TDD (3550.0 - 3700.0 MHz)
Band 49, E-UTRA/TDD (3550.0 - 3700.0 MHz)
Band 50, E-UTRA/TDD (1432.0 - 1517.0 MHz)
Band 52, E-UTRA/FDD (3300.0 - 3400.0 MHz)
Band 53, E-UTRA/FDD (2483.5 - 2495.0 MHz)
Validation band (0.0 - 6000.0 MHz)

Detailed Specification: Modulation Scheme: SC-FDMA
Uplink-downlink configuration: 0
Special Subframe configuration: 7
Number of Frames: 1
Settings for UL Subframe: 2,3,4,7,8,9
Number of PUSCHs: 1
Modulation Scheme: QPSK
Allocated RB: 1
Start Number of RB: 25
Data Type: PN9fix

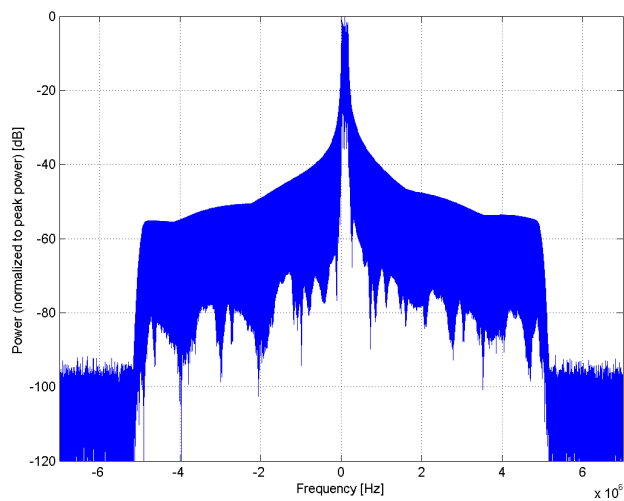
Bandwidth: 10.0 MHz
Integration Time: 10.0 ms

¹ PAR (0.1%) in accordance with FCC KDB 971168, Section 6.0 "Measurement of the Peak-to-Average Power Ratio (PAPR)"

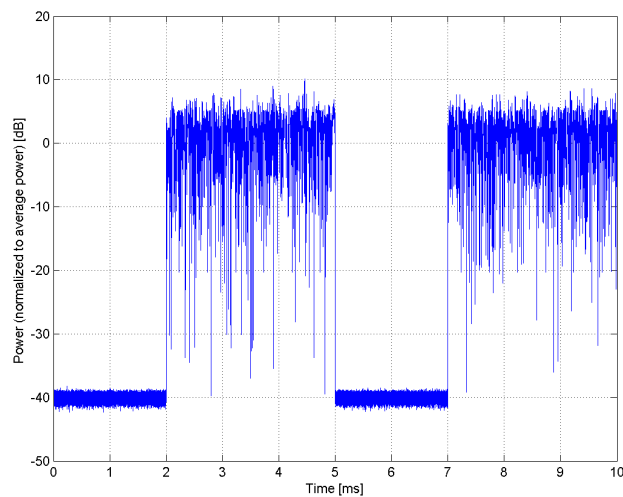
² Modulation Interference Factor (MIF) value valid only in conjunction with advanced probe response linearization calibration for the same communication system (same UID and version).



Complementary Cumulative Distribution Function (CCDF)



Frequency Domain



Time Domain

**Calibration Laboratory of
Schmid & Partner
Engineering AG**
Zeughausstrasse 43, 8004 Zurich, Switzerland

Name: **LTE-TDD (SC-FDMA, 1 RB, 10 MHz, 64-QAM, UL Subframe=2,3,4,7,8,9)**

Group: LTE-TDD
UID: 10472-AAF

PAR: ¹ **8.57 dB**
MIF: ² **-3.31 dB**

Standard Reference: 3GPP / ETSI TS 136.101 V8.4.0
3GPP / ETSI TS 136.213 V8.4.0
FCC OET KDB 941225 D05 SAR for LTE Devices v01

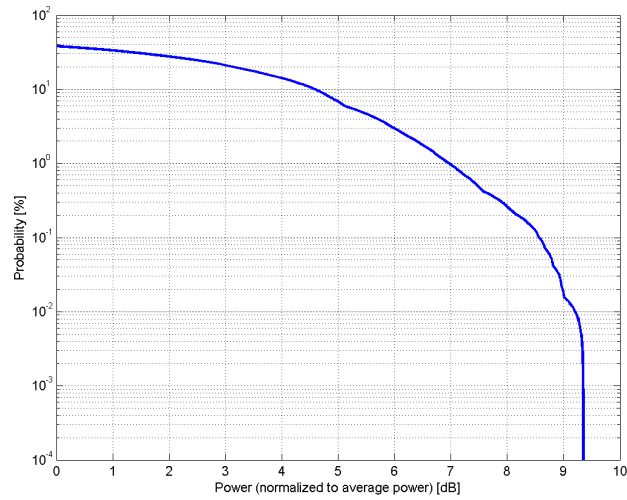
Category: Random amplitude modulation
Modulation: 64-QAM
Frequency Band: Band 33, E-UTRA/TDD (1900.0 - 1920.0 MHz)
Band 34, E-UTRA/TDD (2010.0 - 2025.0 MHz)
Band 35, E-UTRA/TDD (1850.0 - 1910.0 MHz)
Band 36, E-UTRA/TDD (1930.0 - 1990.0 MHz)
Band 37, E-UTRA/TDD (1910.0 - 1930.0 MHz)
Band 38, E-UTRA/TDD (2570.0 - 2620.0 MHz)
Band 39, E-UTRA/TDD (1880.0 - 1920.0 MHz)
Band 40, E-UTRA/TDD (2300.0 - 2400.0 MHz)
Band 41, E-UTRA/TDD (2496.0 - 2690.0 MHz)
Band 42, E-UTRA/TDD (3400.0 - 3600.0 MHz)
Band 43, E-UTRA/TDD (3600.0 - 3800.0 MHz)
Band 44, E-UTRA/TDD (703.0 - 803.0 MHz)
Band 45, E-UTRA/FDD (1447.0 - 1467.0 MHz)
Band 46, E-UTRA/FDD (5150.0 - 5925.0 MHz)
Band 47, E-UTRA/TDD (5855.0 - 5925.0 MHz)
Band 48, E-UTRA/TDD (3550.0 - 3700.0 MHz)
Band 49, E-UTRA/TDD (3550.0 - 3700.0 MHz)
Band 50, E-UTRA/TDD (1432.0 - 1517.0 MHz)
Band 52, E-UTRA/FDD (3300.0 - 3400.0 MHz)
Band 53, E-UTRA/FDD (2483.5 - 2495.0 MHz)
Validation band (0.0 - 6000.0 MHz)

Detailed Specification: Modulation Scheme: SC-FDMA
Uplink-downlink configuration: 0
Special Subframe configuration: 7
Number of Frames: 1
Settings for UL Subframe: 2,3,4,7,8,9
Number of PUSCHs: 1
Modulation Scheme: QPSK
Allocated RB: 1
Start Number of RB: 25
Data Type: PN9fix

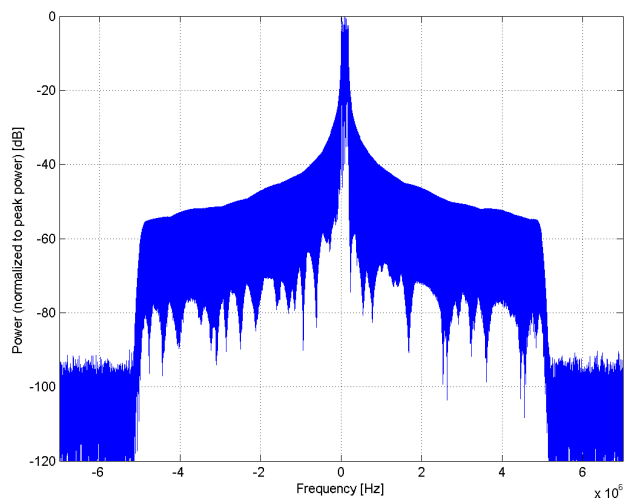
Bandwidth: 10.0 MHz
Integration Time: 10.0 ms

¹ PAR (0.1%) in accordance with FCC KDB 971168, Section 6.0 "Measurement of the Peak-to-Average Power Ratio (PAPR)"

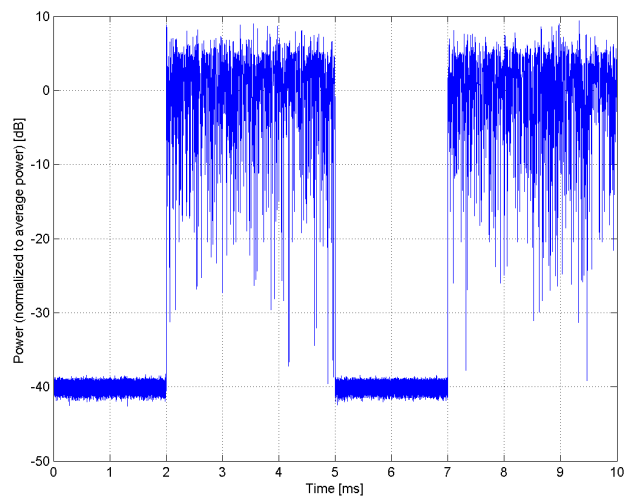
² Modulation Interference Factor (MIF) value valid only in conjunction with advanced probe response linearization calibration for the same communication system (same UID and version).



Complementary Cumulative Distribution Function (CCDF)



Frequency Domain



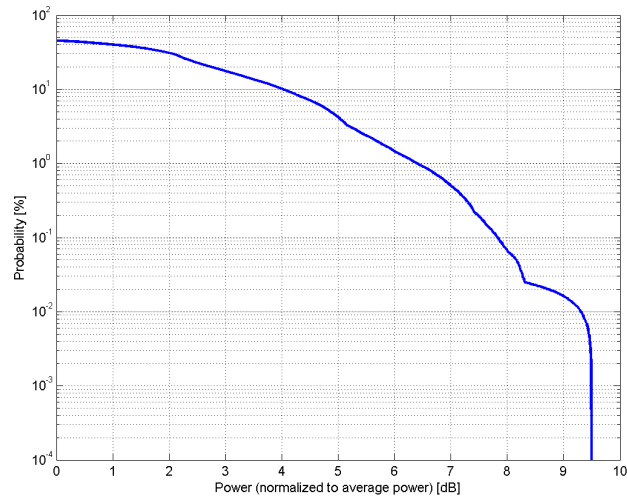
Time Domain

**Calibration Laboratory of
Schmid & Partner
Engineering AG**
Zeughausstrasse 43, 8004 Zurich, Switzerland

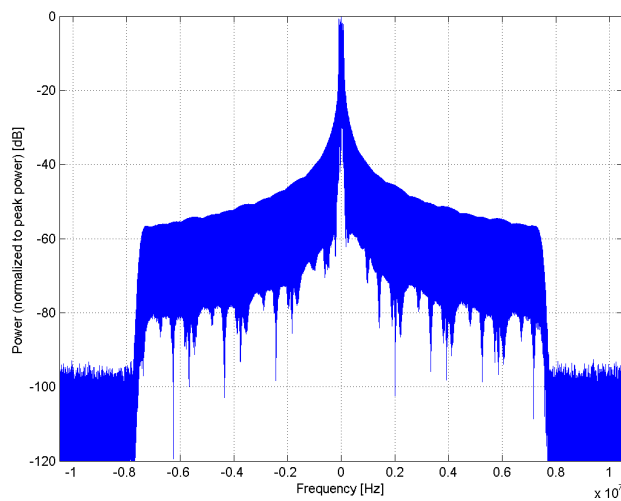
Name:	LTE-TDD (SC-FDMA, 1 RB, 15 MHz, QPSK, UL Subframe=2,3,4,7,8,9)
Group:	LTE-TDD
UID:	10473-AAE
PAR: ¹	7.82 dB
MIF: ²	-3.41 dB
Standard Reference:	3GPP / ETSI TS 136.101 V8.4.0 3GPP / ETSI TS 136.213 V8.4.0 FCC OET KDB 941225 D05 SAR for LTE Devices v01 Random amplitude modulation
Category:	QPSK
Modulation:	QPSK
Frequency Band:	Band 33, E-UTRA/TDD (1900.0 - 1920.0 MHz) Band 34, E-UTRA/TDD (2010.0 - 2025.0 MHz) Band 35, E-UTRA/TDD (1850.0 - 1910.0 MHz) Band 36, E-UTRA/TDD (1930.0 - 1990.0 MHz) Band 37, E-UTRA/TDD (1910.0 - 1930.0 MHz) Band 38, E-UTRA/TDD (2570.0 - 2620.0 MHz) Band 39, E-UTRA/TDD (1880.0 - 1920.0 MHz) Band 40, E-UTRA/TDD (2300.0 - 2400.0 MHz) Band 41, E-UTRA/TDD (2496.0 - 2690.0 MHz) Band 42, E-UTRA/TDD (3400.0 - 3600.0 MHz) Band 43, E-UTRA/TDD (3600.0 - 3800.0 MHz) Band 44, E-UTRA/TDD (703.0 - 803.0 MHz) Band 45, E-UTRA/FDD (1447.0 - 1467.0 MHz) Band 48, E-UTRA/TDD (3550.0 - 3700.0 MHz) Band 50, E-UTRA/TDD (1432.0 - 1517.0 MHz) Band 76, E-UTRA/FDD (3300.0 - 3400.0 MHz) Validation band (0.0 - 6000.0 MHz)
Detailed Specification:	Modulation Scheme: SC-FDMA Uplink-downlink configuration: 0 Special Subframe configuration: 7 Number of Frames: 1 Settings for UL Subframe: 2,3,4,7,8,9 Number of PUSCHs: 1 Modulation Scheme: QPSK Allocated RB: 1 Start Number of RB: 37 Data Type: PN9fix
Bandwidth:	15.0 MHz
Integration Time:	10.0 ms

¹ PAR (0.1%) in accordance with FCC KDB 971168, Section 6.0 "Measurement of the Peak-to-Average Power Ratio (PAPR)"

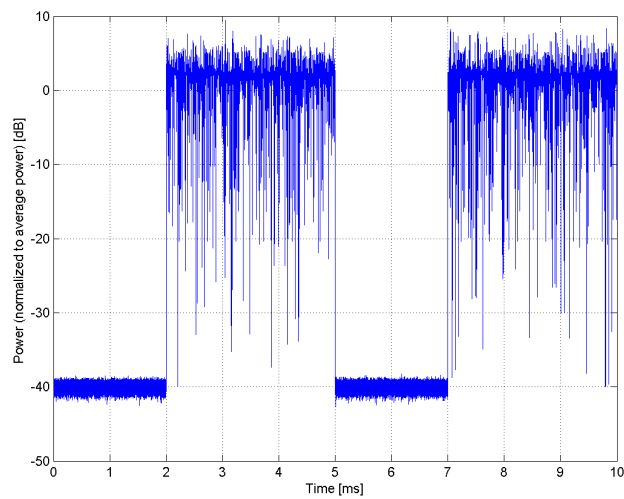
² Modulation Interference Factor (MIF) value valid only in conjunction with advanced probe response linearization calibration for the same communication system (same UID and version).



Complementary Cumulative Distribution Function (CCDF)



Frequency Domain



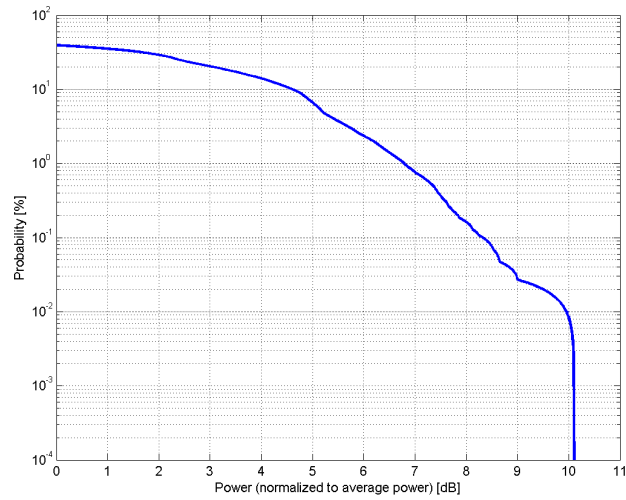
Time Domain

**Calibration Laboratory of
Schmid & Partner
Engineering AG**
Zeughausstrasse 43, 8004 Zurich, Switzerland

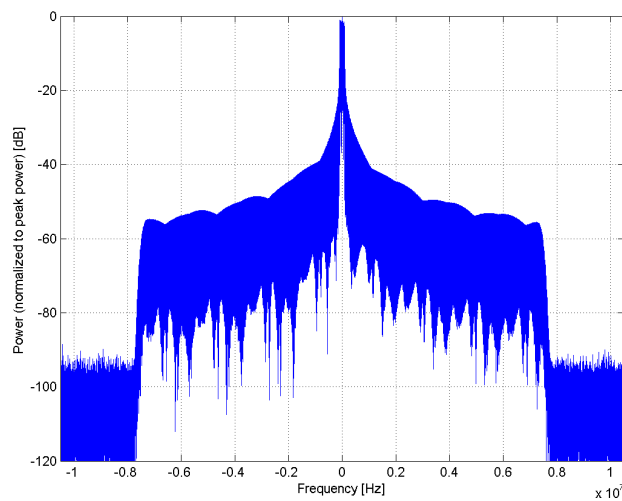
Name:	LTE-TDD (SC-FDMA, 1 RB, 15 MHz, 16-QAM, UL Subframe=2,3,4,7,8,9)
Group:	LTE-TDD
UID:	10474-AAE
PAR: ¹	8.32 dB
MIF: ²	-3.17 dB
Standard Reference:	3GPP / ETSI TS 136.101 V8.4.0 3GPP / ETSI TS 136.213 V8.4.0 FCC OET KDB 941225 D05 SAR for LTE Devices v01 Random amplitude modulation
Category:	16-QAM
Modulation:	
Frequency Band:	Band 33, E-UTRA/TDD (1900.0 - 1920.0 MHz) Band 34, E-UTRA/TDD (2010.0 - 2025.0 MHz) Band 35, E-UTRA/TDD (1850.0 - 1910.0 MHz) Band 36, E-UTRA/TDD (1930.0 - 1990.0 MHz) Band 37, E-UTRA/TDD (1910.0 - 1930.0 MHz) Band 38, E-UTRA/TDD (2570.0 - 2620.0 MHz) Band 39, E-UTRA/TDD (1880.0 - 1920.0 MHz) Band 40, E-UTRA/TDD (2300.0 - 2400.0 MHz) Band 41, E-UTRA/TDD (2496.0 - 2690.0 MHz) Band 42, E-UTRA/TDD (3400.0 - 3600.0 MHz) Band 43, E-UTRA/TDD (3600.0 - 3800.0 MHz) Band 44, E-UTRA/TDD (703.0 - 803.0 MHz) Band 45, E-UTRA/FDD (1447.0 - 1467.0 MHz) Band 48, E-UTRA/TDD (3550.0 - 3700.0 MHz) Band 50, E-UTRA/TDD (1432.0 - 1517.0 MHz) Band 76, E-UTRA/FDD (3300.0 - 3400.0 MHz) Validation band (0.0 - 6000.0 MHz)
Detailed Specification:	Modulation Scheme: SC-FDMA Uplink-downlink configuration: 0 Special Subframe configuration: 7 Number of Frames: 1 Settings for UL Subframe: 2,3,4,7,8,9 Number of PUSCHs: 1 Modulation Scheme: QPSK Allocated RB: 1 Start Number of RB: 37 Data Type: PN9fix
Bandwidth:	15.0 MHz
Integration Time:	10.0 ms

¹ PAR (0.1%) in accordance with FCC KDB 971168, Section 6.0 "Measurement of the Peak-to-Average Power Ratio (PAPR)"

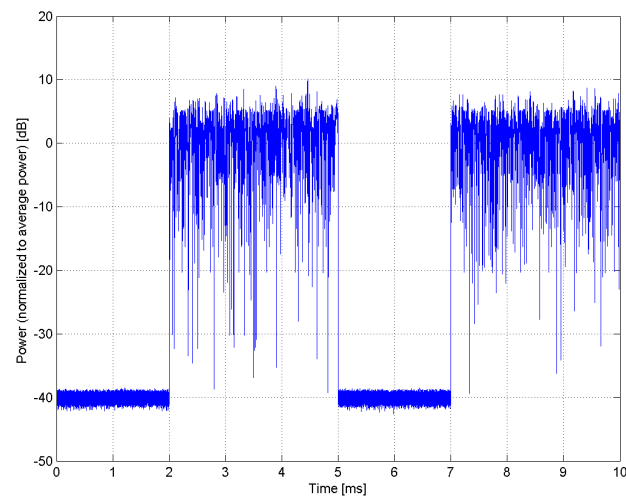
² Modulation Interference Factor (MIF) value valid only in conjunction with advanced probe response linearization calibration for the same communication system (same UID and version).



Complementary Cumulative Distribution Function (CCDF)



Frequency Domain



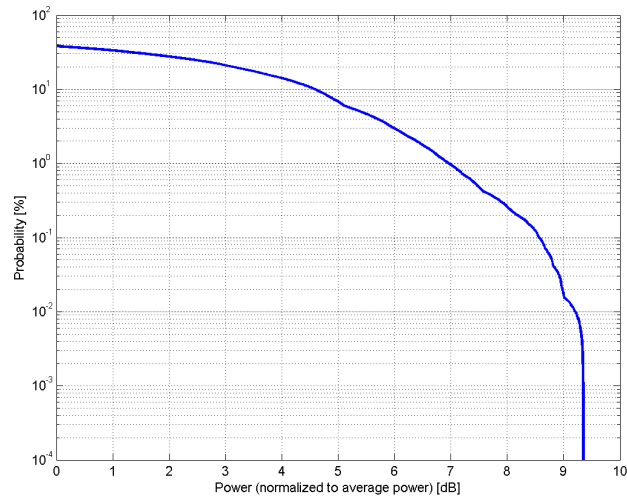
Time Domain

**Calibration Laboratory of
Schmid & Partner
Engineering AG**
Zeughausstrasse 43, 8004 Zurich, Switzerland

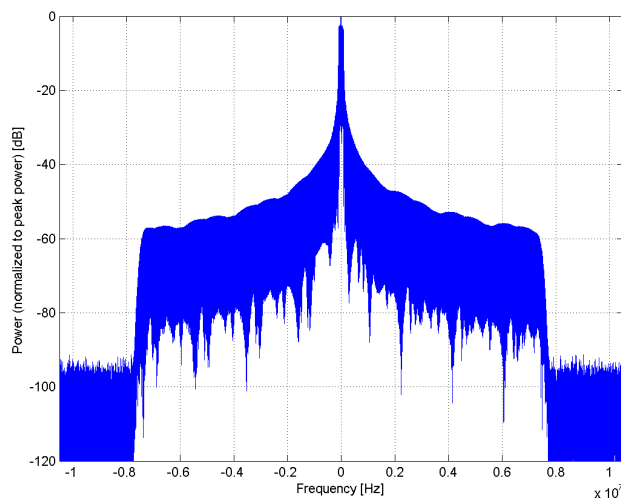
Name:	LTE-TDD (SC-FDMA, 1 RB, 15 MHz, 64-QAM, UL Subframe=2,3,4,7,8,9)
Group:	LTE-TDD
UID:	10475-AAE
PAR: ¹	8.57 dB
MIF: ²	-3.31 dB
Standard Reference:	3GPP / ETSI TS 136.101 V8.4.0 3GPP / ETSI TS 136.213 V8.4.0 FCC OET KDB 941225 D05 SAR for LTE Devices v01 Random amplitude modulation
Category:	64-QAM
Modulation:	64-QAM
Frequency Band:	Band 33, E-UTRA/TDD (1900.0 - 1920.0 MHz) Band 34, E-UTRA/TDD (2010.0 - 2025.0 MHz) Band 35, E-UTRA/TDD (1850.0 - 1910.0 MHz) Band 36, E-UTRA/TDD (1930.0 - 1990.0 MHz) Band 37, E-UTRA/TDD (1910.0 - 1930.0 MHz) Band 38, E-UTRA/TDD (2570.0 - 2620.0 MHz) Band 39, E-UTRA/TDD (1880.0 - 1920.0 MHz) Band 40, E-UTRA/TDD (2300.0 - 2400.0 MHz) Band 41, E-UTRA/TDD (2496.0 - 2690.0 MHz) Band 42, E-UTRA/TDD (3400.0 - 3600.0 MHz) Band 43, E-UTRA/TDD (3600.0 - 3800.0 MHz) Band 44, E-UTRA/TDD (703.0 - 803.0 MHz) Band 45, E-UTRA/FDD (1447.0 - 1467.0 MHz) Band 48, E-UTRA/TDD (3550.0 - 3700.0 MHz) Band 50, E-UTRA/TDD (1432.0 - 1517.0 MHz) Band 76, E-UTRA/FDD (3300.0 - 3400.0 MHz) Validation band (0.0 - 6000.0 MHz)
Detailed Specification:	Modulation Scheme: SC-FDMA Uplink-downlink configuration: 0 Special Subframe configuration: 7 Number of Frames: 1 Settings for UL Subframe: 2,3,4,7,8,9 Number of PUSCHs: 1 Modulation Scheme: QPSK Allocated RB: 1 Start Number of RB: 37 Data Type: PN9fix
Bandwidth:	15.0 MHz
Integration Time:	10.0 ms

¹ PAR (0.1%) in accordance with FCC KDB 971168, Section 6.0 "Measurement of the Peak-to-Average Power Ratio (PAPR)"

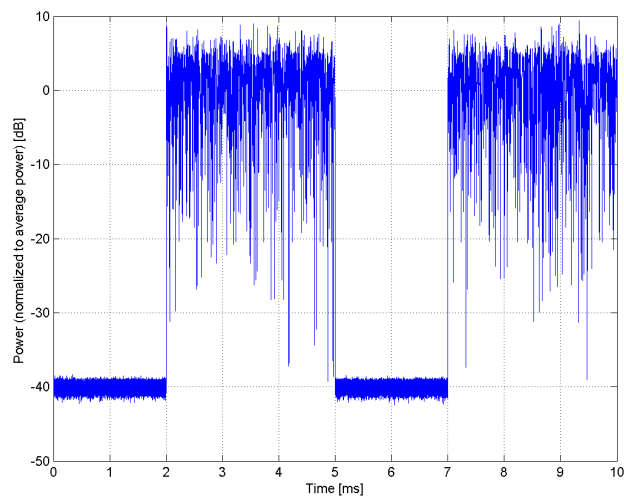
² Modulation Interference Factor (MIF) value valid only in conjunction with advanced probe response linearization calibration for the same communication system (same UID and version).



Complementary Cumulative Distribution Function (CCDF)



Frequency Domain



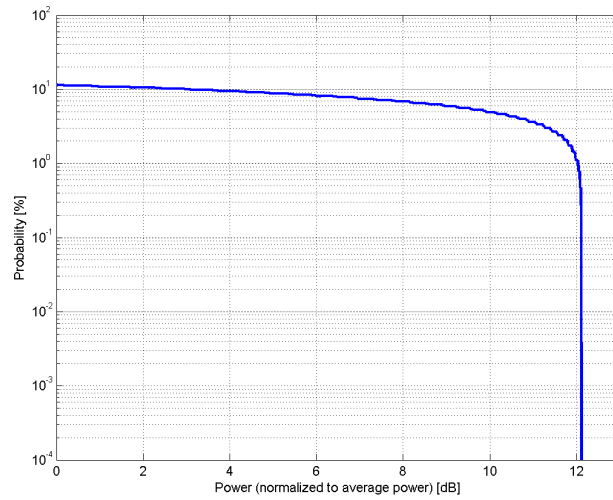
Time Domain

**Calibration Laboratory of
Schmid & Partner
Engineering AG**
Zeughausstrasse 43, 8004 Zurich, Switzerland

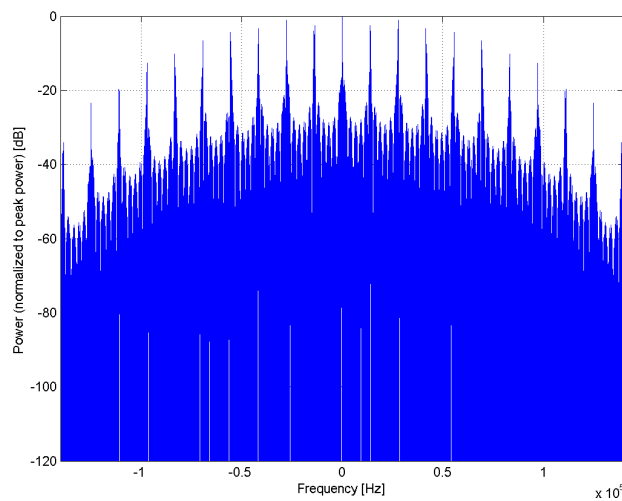
Name:	MRI (Custom, 600us, 2.7ms)
Group:	MRI
UID:	10476-AAC
PAR: ¹	12.10 dB
MIF: ²	-6.13 dB
Standard Reference:	SPEAG
Category:	Periodic pulsed modulation
Modulation:	AM
Frequency Band:	MRI 1.5T (59.0 - 69.0 MHz) MRI 3T (123.0 - 133.0 MHz) Validation band (0.0 - 6000.0 MHz)
Detailed Specification:	Calibration Sequence for Medical Implant Test System (MITS)
Bandwidth:	0.2MHz
Integration Time:	2.7 ms

¹ PAR (0.1%) in accordance with FCC KDB 971168, Section 6.0 "Measurement of the Peak-to-Average Power Ratio (PAPR)"

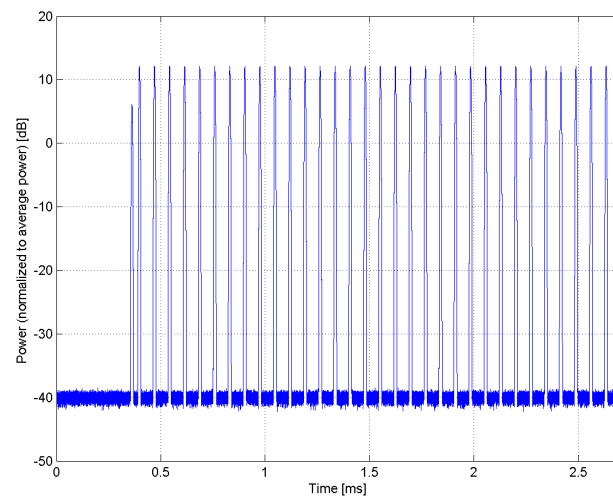
² Modulation Interference Factor (MIF) value valid only in conjunction with advanced probe response linearization calibration for the same communication system (same UID and version).



Complementary Cumulative Distribution Function (CCDF)



Frequency Domain



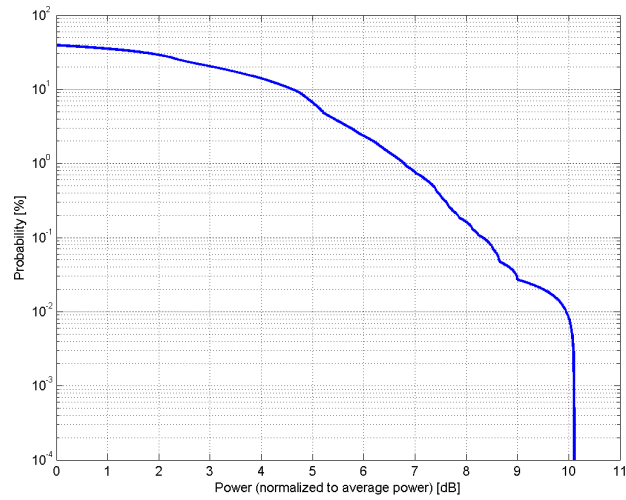
Time Domain

**Calibration Laboratory of
Schmid & Partner
Engineering AG**
Zeughausstrasse 43, 8004 Zurich, Switzerland

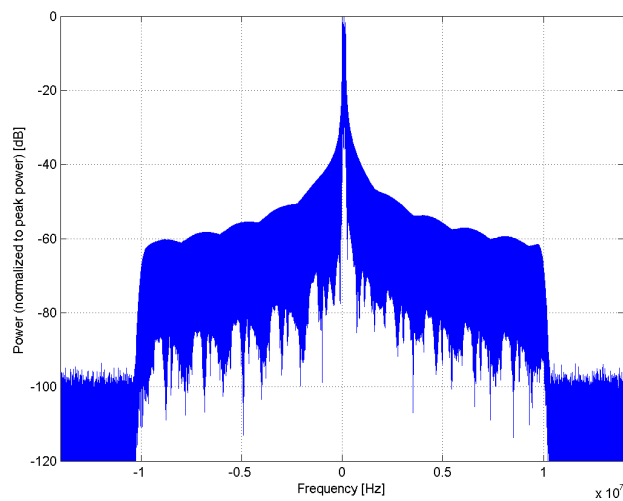
Name:	LTE-TDD (SC-FDMA, 1 RB, 20 MHz, 16-QAM, UL Subframe=2,3,4,7,8,9)
Group:	LTE-TDD
UID:	10477-AAF
PAR: ¹	8.32 dB
MIF: ²	-3.17 dB
Standard Reference:	3GPP / ETSI TS 136.101 V8.4.0 3GPP / ETSI TS 136.213 V8.4.0 FCC OET KDB 941225 D05 SAR for LTE Devices v01 Random amplitude modulation
Category:	16-QAM
Modulation:	
Frequency Band:	Band 33, E-UTRA/TDD (1900.0 - 1920.0 MHz) Band 35, E-UTRA/TDD (1850.0 - 1910.0 MHz) Band 36, E-UTRA/TDD (1930.0 - 1990.0 MHz) Band 37, E-UTRA/TDD (1910.0 - 1930.0 MHz) Band 38, E-UTRA/TDD (2570.0 - 2620.0 MHz) Band 39, E-UTRA/TDD (1880.0 - 1920.0 MHz) Band 40, E-UTRA/TDD (2300.0 - 2400.0 MHz) Band 41, E-UTRA/TDD (2496.0 - 2690.0 MHz) Band 42, E-UTRA/TDD (3400.0 - 3600.0 MHz) Band 43, E-UTRA/TDD (3600.0 - 3800.0 MHz) Band 44, E-UTRA/TDD (703.0 - 803.0 MHz) Band 45, E-UTRA/FDD (1447.0 - 1467.0 MHz) Band 46, E-UTRA/FDD (5150.0 - 5925.0 MHz) Band 47, E-UTRA/TDD (5855.0 - 5925.0 MHz) Band 48, E-UTRA/TDD (3550.0 - 3700.0 MHz) Band 49, E-UTRA/TDD (3550.0 - 3700.0 MHz) Band 50, E-UTRA/TDD (1432.0 - 1517.0 MHz) Band 76, E-UTRA/FDD (3300.0 - 3400.0 MHz) Validation band (0.0 - 6000.0 MHz)
Detailed Specification:	Modulation Scheme: SC-FDMA Uplink-downlink configuration: 0 Special Subframe configuration: 7 Number of Frames: 1 Settings for UL Subframe: 2,3,4,7,8,9 Number of PUSCHs: 1 Modulation Scheme: QPSK Allocated RB: 1 Start Number of RB: 50 Data Type: PN9fix
Bandwidth:	20.0 MHz
Integration Time:	10.0 ms

¹ PAR (0.1%) in accordance with FCC KDB 971168, Section 6.0 "Measurement of the Peak-to-Average Power Ratio (PAPR)"

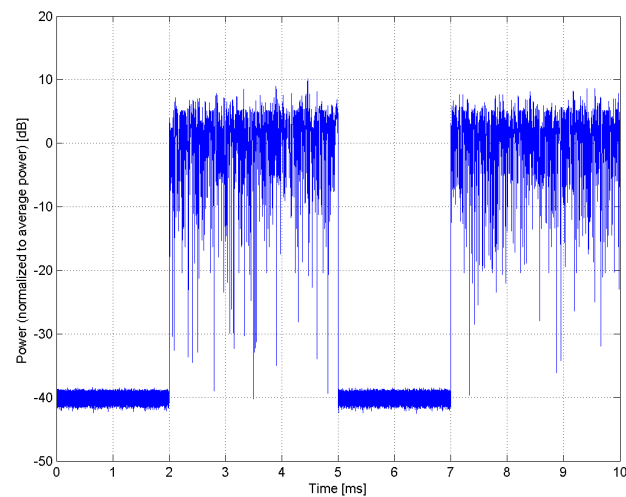
² Modulation Interference Factor (MIF) value valid only in conjunction with advanced probe response linearization calibration for the same communication system (same UID and version).



Complementary Cumulative Distribution Function (CCDF)



Frequency Domain



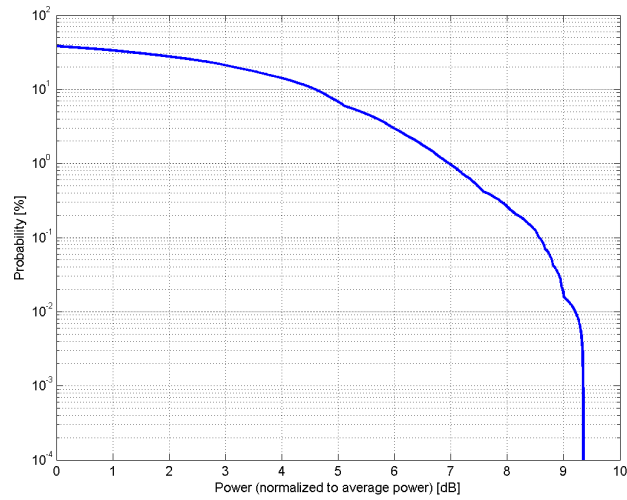
Time Domain

**Calibration Laboratory of
Schmid & Partner
Engineering AG**
Zeughausstrasse 43, 8004 Zurich, Switzerland

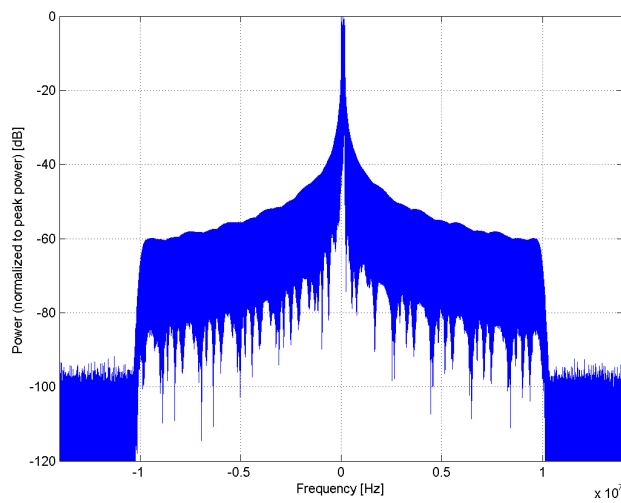
Name:	LTE-TDD (SC-FDMA, 1 RB, 20 MHz, 64-QAM, UL Subframe=2,3,4,7,8,9)
Group:	LTE-TDD
UID:	10478-AAF
PAR: ¹	8.57 dB
MIF: ²	-3.31 dB
Standard Reference:	3GPP / ETSI TS 136.101 V8.4.0 3GPP / ETSI TS 136.213 V8.4.0 FCC OET KDB 941225 D05 SAR for LTE Devices v01 Random amplitude modulation
Category:	64-QAM
Modulation:	
Frequency Band:	Band 33, E-UTRA/TDD (1900.0 - 1920.0 MHz) Band 35, E-UTRA/TDD (1850.0 - 1910.0 MHz) Band 36, E-UTRA/TDD (1930.0 - 1990.0 MHz) Band 37, E-UTRA/TDD (1910.0 - 1930.0 MHz) Band 38, E-UTRA/TDD (2570.0 - 2620.0 MHz) Band 39, E-UTRA/TDD (1880.0 - 1920.0 MHz) Band 40, E-UTRA/TDD (2300.0 - 2400.0 MHz) Band 41, E-UTRA/TDD (2496.0 - 2690.0 MHz) Band 42, E-UTRA/TDD (3400.0 - 3600.0 MHz) Band 43, E-UTRA/TDD (3600.0 - 3800.0 MHz) Band 44, E-UTRA/TDD (703.0 - 803.0 MHz) Band 45, E-UTRA/FDD (1447.0 - 1467.0 MHz) Band 46, E-UTRA/FDD (5150.0 - 5925.0 MHz) Band 47, E-UTRA/TDD (5855.0 - 5925.0 MHz) Band 48, E-UTRA/TDD (3550.0 - 3700.0 MHz) Band 49, E-UTRA/TDD (3550.0 - 3700.0 MHz) Band 50, E-UTRA/TDD (1432.0 - 1517.0 MHz) Band 76, E-UTRA/FDD (3300.0 - 3400.0 MHz) Validation band (0.0 - 6000.0 MHz)
Detailed Specification:	Modulation Scheme: SC-FDMA Uplink-downlink configuration: 0 Special Subframe configuration: 7 Number of Frames: 1 Settings for UL Subframe: 2,3,4,7,8,9 Number of PUSCHs: 1 Modulation Scheme: QPSK Allocated RB: 1 Start Number of RB: 50 Data Type: PN9fix
Bandwidth:	20.0 MHz
Integration Time:	10.0 ms

¹ PAR (0.1%) in accordance with FCC KDB 971168, Section 6.0 "Measurement of the Peak-to-Average Power Ratio (PAPR)"

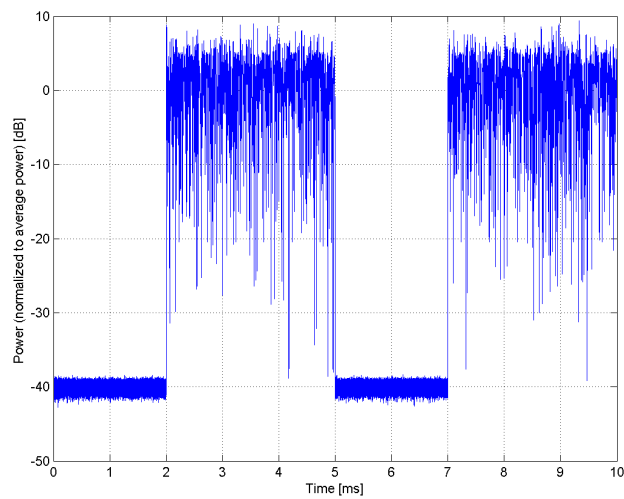
² Modulation Interference Factor (MIF) value valid only in conjunction with advanced probe response linearization calibration for the same communication system (same UID and version).



Complementary Cumulative Distribution Function (CCDF)



Frequency Domain



Time Domain

**Calibration Laboratory of
Schmid & Partner
Engineering AG**
Zeughausstrasse 43, 8004 Zurich, Switzerland

Name: **LTE-TDD (SC-FDMA, 50% RB, 1.4 MHz, QPSK, UL Subframe=2,3,4,7,8,9)**

Group: LTE-TDD
UID: 10479-AAB

PAR: ¹ **7.74 dB**
MIF: ² **-3.41 dB**

Standard Reference: 3GPP / ETSI TS 136.101 V8.4.0
3GPP / ETSI TS 136.213 V8.4.0
FCC OET KDB 941225 D05 SAR for LTE Devices v01

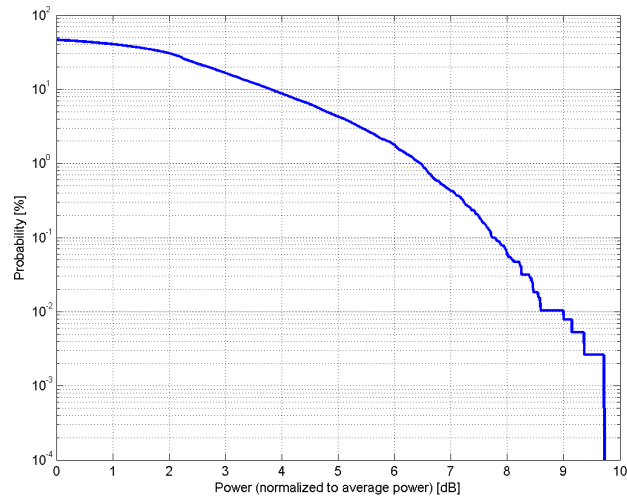
Category: Random amplitude modulation
Modulation: QPSK
Frequency Band: Band 35, E-UTRA/TDD (1850.0 - 1910.0 MHz)
Band 36, E-UTRA/TDD (1930.0 - 1990.0 MHz)
Band 53, E-UTRA/FDD (2483.5 - 2495.0 MHz)
Validation band (0.0 - 6000.0 MHz)

Detailed Specification: Modulation Scheme: SC-FDMA
Uplink-downlink configuration: 0
Special Subframe configuration: 7
Number of Frames: 1
Settings for UL Subframe: 2,3,4,7,8,9
Number of PUSCHs: 1
Modulation Scheme: QPSK
Allocated RB: 3
Start Number of RB: 2
Data Type: PN9fix

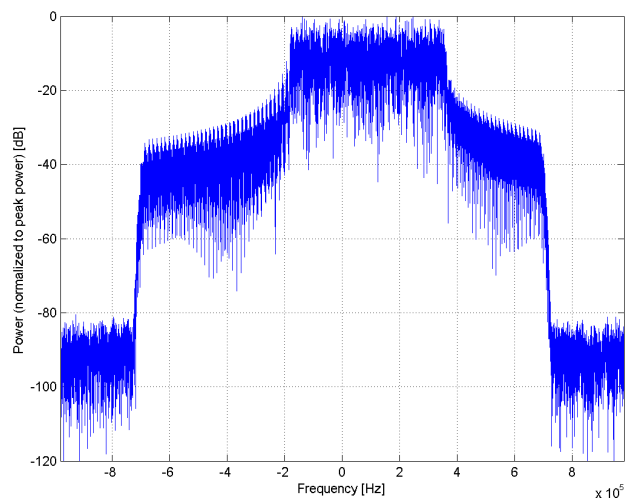
Bandwidth: 1.4 MHz
Integration Time: 10.0 ms

¹ PAR (0.1%) in accordance with FCC KDB 971168, Section 6.0 "Measurement of the Peak-to-Average Power Ratio (PAPR)"

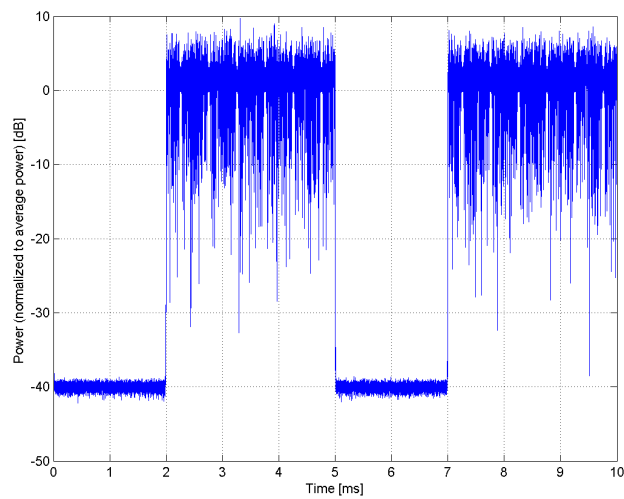
² Modulation Interference Factor (MIF) value valid only in conjunction with advanced probe response linearization calibration for the same communication system (same UID and version).



Complementary Cumulative Distribution Function (CCDF)



Frequency Domain



Time Domain

**Calibration Laboratory of
Schmid & Partner
Engineering AG**
Zeughausstrasse 43, 8004 Zurich, Switzerland

Name: **LTE-TDD (SC-FDMA, 50% RB, 1.4 MHz, 16-QAM, UL Subframe=2,3,4,7,8,9)**

Group: LTE-TDD
UID: 10480-AAB

PAR: ¹ **8.18 dB**
MIF: ² **-3.37 dB**

Standard Reference: 3GPP / ETSI TS 136.101 V8.4.0
3GPP / ETSI TS 136.213 V8.4.0
FCC OET KDB 941225 D05 SAR for LTE Devices v01

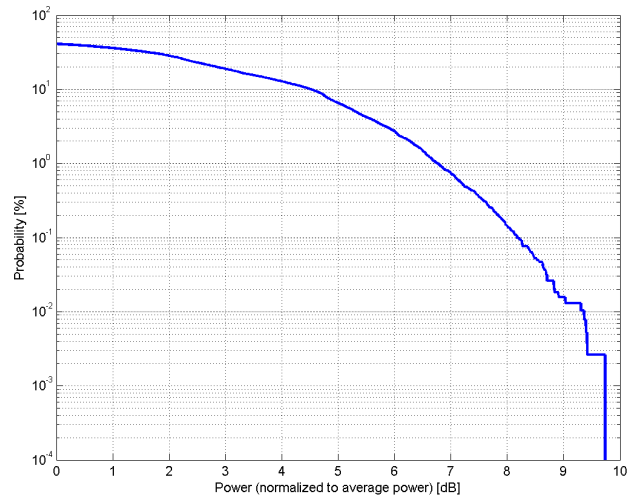
Category: Random amplitude modulation
Modulation: 16-QAM
Frequency Band: Band 35, E-UTRA/TDD (1850.0 - 1910.0 MHz)
Band 36, E-UTRA/TDD (1930.0 - 1990.0 MHz)
Band 53, E-UTRA/FDD (2483.5 - 2495.0 MHz)
Validation band (0.0 - 6000.0 MHz)

Detailed Specification: Modulation Scheme: SC-FDMA
Uplink-downlink configuration: 0
Special Subframe configuration: 7
Number of Frames: 1
Settings for UL Subframe: 2,3,4,7,8,9
Number of PUSCHs: 1
Modulation Scheme: QPSK
Allocated RB: 3
Start Number of RB: 2
Data Type: PN9fix

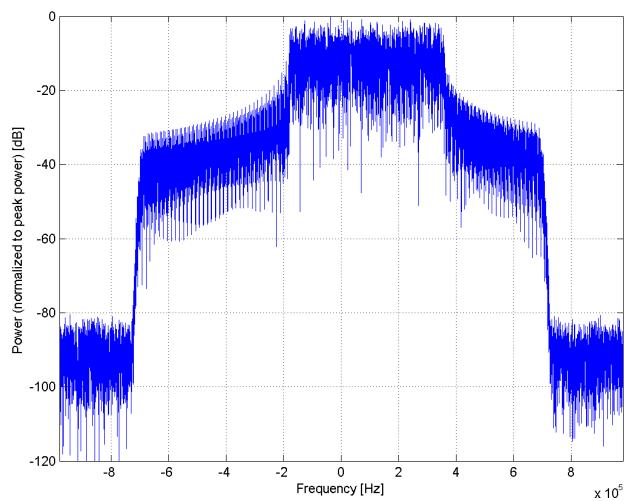
Bandwidth: 1.4 MHz
Integration Time: 10.0 ms

¹ PAR (0.1%) in accordance with FCC KDB 971168, Section 6.0 "Measurement of the Peak-to-Average Power Ratio (PAPR)"

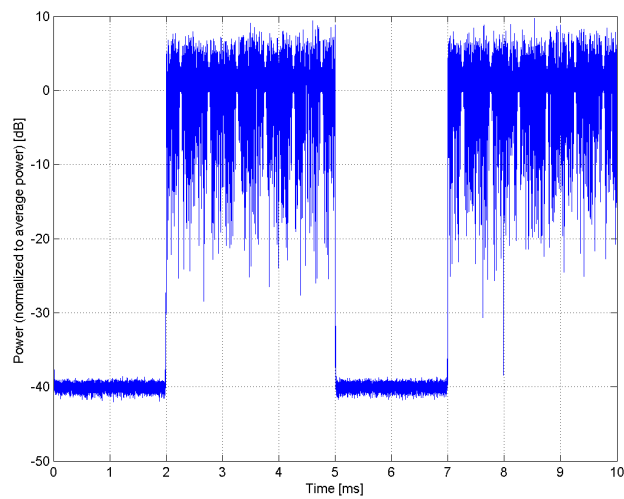
² Modulation Interference Factor (MIF) value valid only in conjunction with advanced probe response linearization calibration for the same communication system (same UID and version).



Complementary Cumulative Distribution Function (CCDF)



Frequency Domain



Time Domain

**Calibration Laboratory of
Schmid & Partner
Engineering AG**
Zeughausstrasse 43, 8004 Zurich, Switzerland

Name: **LTE-TDD (SC-FDMA, 50% RB, 1.4 MHz, 64-QAM, UL Subframe=2,3,4,7,8,9)**

Group: LTE-TDD
UID: 10481-AAB

PAR: ¹ **8.45 dB**
MIF: ² **-3.31 dB**

Standard Reference: 3GPP / ETSI TS 136.101 V8.4.0
3GPP / ETSI TS 136.213 V8.4.0
FCC OET KDB 941225 D05 SAR for LTE Devices v01

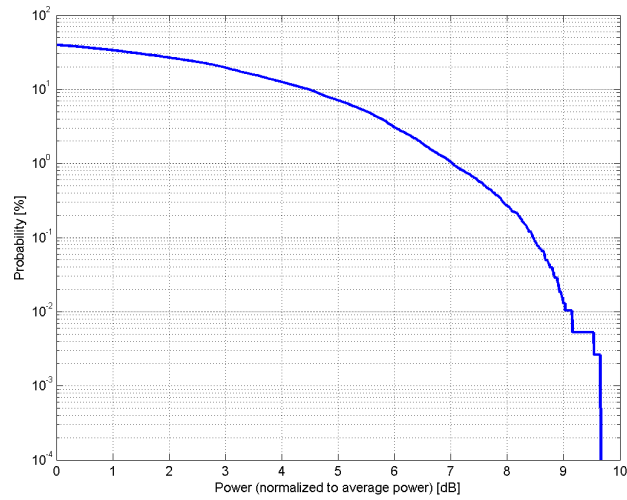
Category: Random amplitude modulation
Modulation: 64-QAM
Frequency Band: Band 35, E-UTRA/TDD (1850.0 - 1910.0 MHz)
Band 36, E-UTRA/TDD (1930.0 - 1990.0 MHz)
Band 53, E-UTRA/FDD (2483.5 - 2495.0 MHz)
Validation band (0.0 - 6000.0 MHz)

Detailed Specification: Modulation Scheme: SC-FDMA
Uplink-downlink configuration: 0
Special Subframe configuration: 7
Number of Frames: 1
Settings for UL Subframe: 2,3,4,7,8,9
Number of PUSCHs: 1
Modulation Scheme: QPSK
Allocated RB: 3
Start Number of RB: 2
Data Type: PN9fix

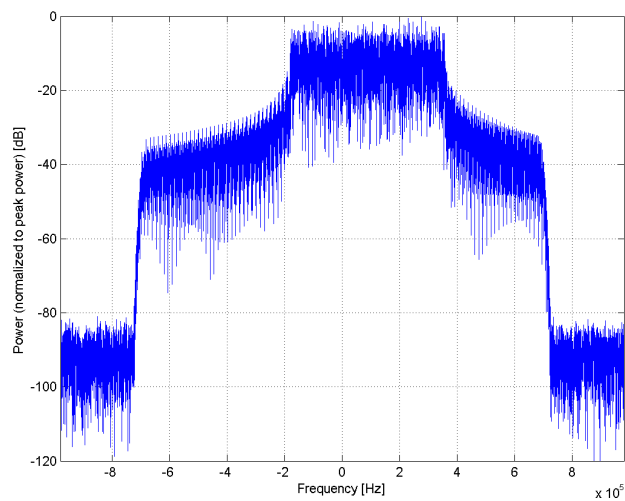
Bandwidth: 1.4 MHz
Integration Time: 10.0 ms

¹ PAR (0.1%) in accordance with FCC KDB 971168, Section 6.0 "Measurement of the Peak-to-Average Power Ratio (PAPR)"

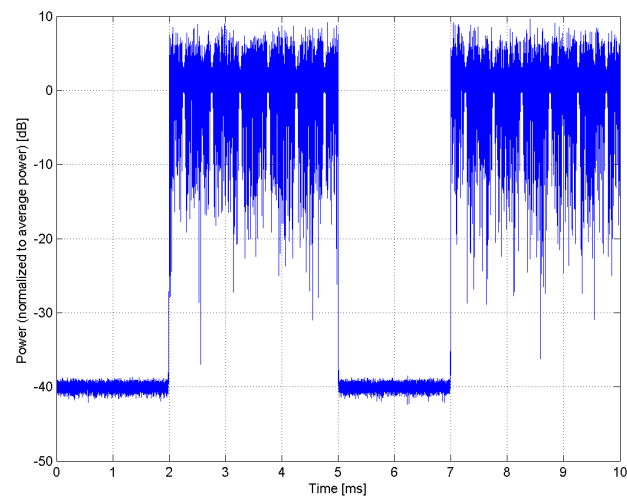
² Modulation Interference Factor (MIF) value valid only in conjunction with advanced probe response linearization calibration for the same communication system (same UID and version).



Complementary Cumulative Distribution Function (CCDF)



Frequency Domain



Time Domain

**Calibration Laboratory of
Schmid & Partner
Engineering AG**
Zeughausstrasse 43, 8004 Zurich, Switzerland

Name: **LTE-TDD (SC-FDMA, 50% RB, 3 MHz, QPSK, UL Subframe=2,3,4,7,8,9)**

Group: LTE-TDD
UID: 10482-AAC

PAR: ¹ **7.71 dB**
MIF: ² **-3.40 dB**

Standard Reference: 3GPP / ETSI TS 136.101 V8.4.0
3GPP / ETSI TS 136.213 V8.4.0
FCC OET KDB 941225 D05 SAR for LTE Devices v01

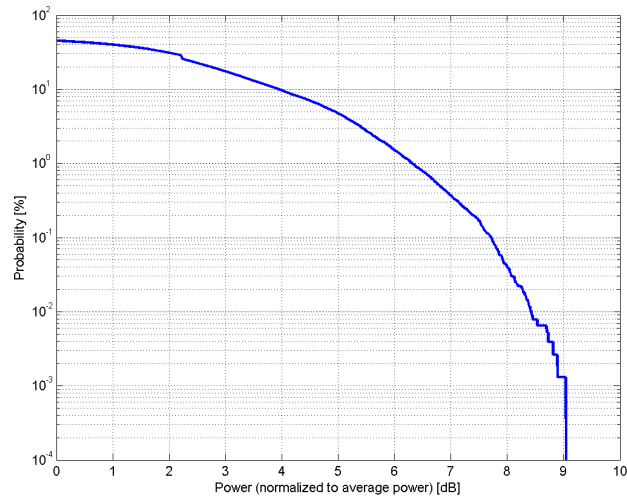
Category: Random amplitude modulation
Modulation: QPSK
Frequency Band: Band 35, E-UTRA/TDD (1850.0 - 1910.0 MHz)
Band 36, E-UTRA/TDD (1930.0 - 1990.0 MHz)
Band 44, E-UTRA/TDD (703.0 - 803.0 MHz)
Band 50, E-UTRA/TDD (1432.0 - 1517.0 MHz)
Band 51, E-UTRA/TDD (1427.0 - 1432.0 MHz)
Band 53, E-UTRA/FDD (2483.5 - 2495.0 MHz)
Validation band (0.0 - 6000.0 MHz)

Detailed Specification: Modulation Scheme: SC-FDMA
Uplink-downlink configuration: 0
Special Subframe configuration: 7
Number of Frames: 1
Settings for UL Subframe: 2,3,4,7,8,9
Number of PUSCHs: 1
Modulation Scheme: QPSK
Allocated RB: 8
Start Number of RB: 3
Data Type: PN9fix

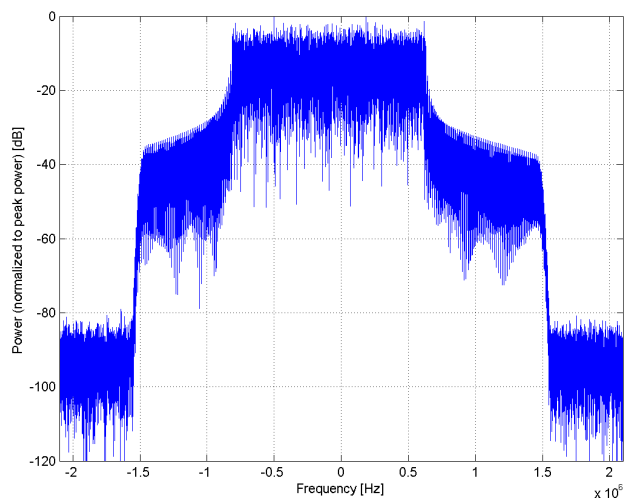
Bandwidth: 3.0 MHz
Integration Time: 10.0 ms

¹ PAR (0.1%) in accordance with FCC KDB 971168, Section 6.0 "Measurement of the Peak-to-Average Power Ratio (PAPR)"

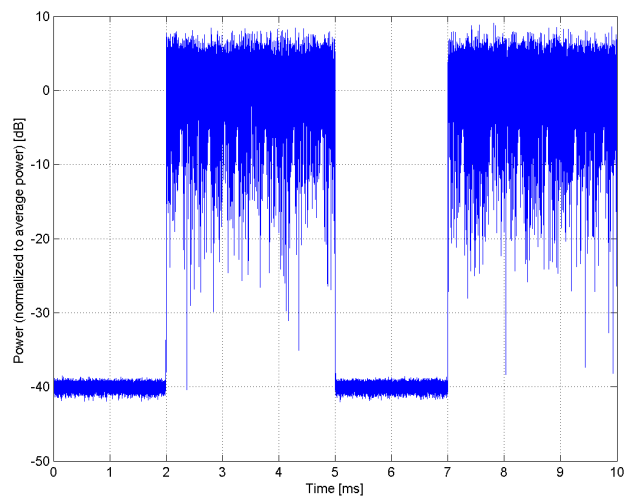
² Modulation Interference Factor (MIF) value valid only in conjunction with advanced probe response linearization calibration for the same communication system (same UID and version).



Complementary Cumulative Distribution Function (CCDF)



Frequency Domain



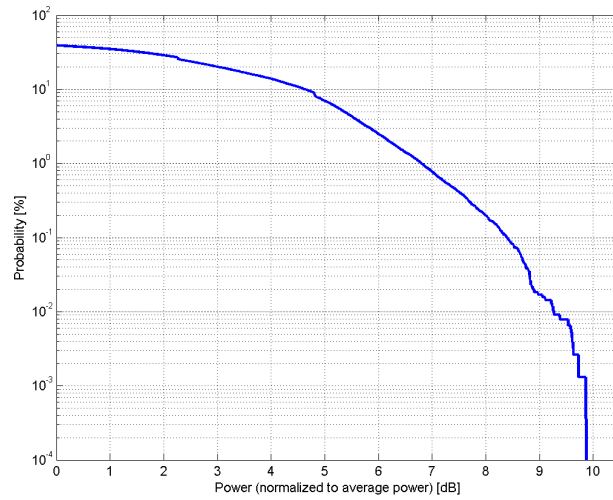
Time Domain

**Calibration Laboratory of
Schmid & Partner
Engineering AG**
Zeughausstrasse 43, 8004 Zurich, Switzerland

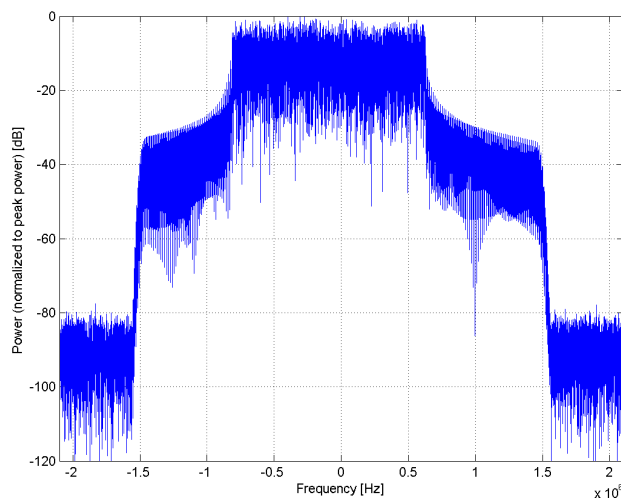
Name:	LTE-TDD (SC-FDMA, 50% RB, 3 MHz, 16-QAM, UL Subframe=2,3,4,7,8,9)
Group:	LTE-TDD
UID:	10483-AAC
PAR: ¹	8.39 dB
MIF: ²	-3.46 dB
Standard Reference:	3GPP / ETSI TS 136.101 V8.4.0 3GPP / ETSI TS 136.213 V8.4.0 FCC OET KDB 941225 D05 SAR for LTE Devices v01
Category:	Random amplitude modulation
Modulation:	16-QAM
Frequency Band:	Band 35, E-UTRA/TDD (1850.0 - 1910.0 MHz) Band 36, E-UTRA/TDD (1930.0 - 1990.0 MHz) Band 44, E-UTRA/TDD (703.0 - 803.0 MHz) Band 50, E-UTRA/TDD (1432.0 - 1517.0 MHz) Band 51, E-UTRA/TDD (1427.0 - 1432.0 MHz) Band 53, E-UTRA/FDD (2483.5 - 2495.0 MHz) Validation band (0.0 - 6000.0 MHz)
Detailed Specification:	Modulation Scheme: SC-FDMA Uplink-downlink configuration: 0 Special Subframe configuration: 7 Number of Frames: 1 Settings for UL Subframe: 2,3,4,7,8,9 Number of PUSCHs: 1 Modulation Scheme: QPSK Allocated RB: 8 Start Number of RB: 3 Data Type: PN9fix
Bandwidth:	3.0 MHz
Integration Time:	10.0 ms

¹ PAR (0.1%) in accordance with FCC KDB 971168, Section 6.0 "Measurement of the Peak-to-Average Power Ratio (PAPR)"

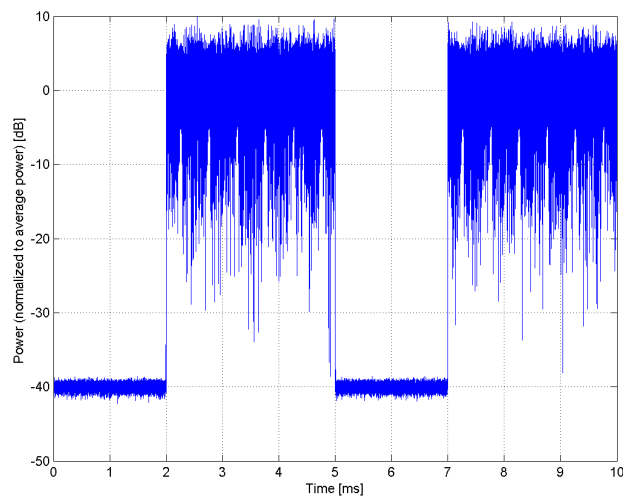
² Modulation Interference Factor (MIF) value valid only in conjunction with advanced probe response linearization calibration for the same communication system (same UID and version).



Complementary Cumulative Distribution Function (CCDF)



Frequency Domain



Time Domain

**Calibration Laboratory of
Schmid & Partner
Engineering AG**
Zeughausstrasse 43, 8004 Zurich, Switzerland

Name: **LTE-TDD (SC-FDMA, 50% RB, 3 MHz, 64-QAM, UL Subframe=2,3,4,7,8,9)**

Group: LTE-TDD
UID: 10484-AAC

PAR: ¹ **8.47 dB**
MIF: ² **-3.43 dB**

Standard Reference: 3GPP / ETSI TS 136.101 V8.4.0
3GPP / ETSI TS 136.213 V8.4.0
FCC OET KDB 941225 D05 SAR for LTE Devices v01

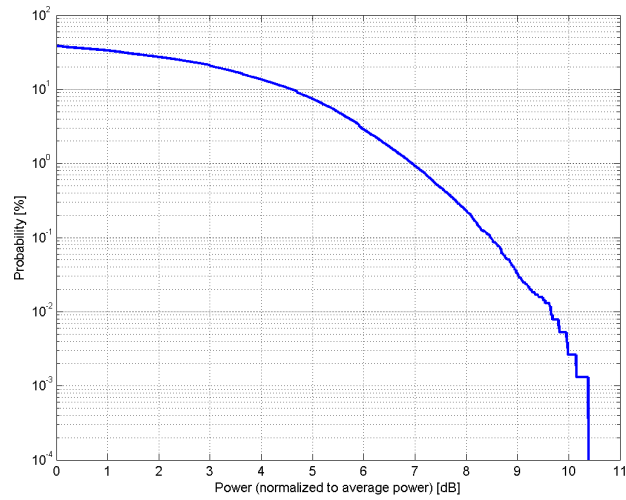
Category: Random amplitude modulation
Modulation: 64-QAM
Frequency Band: Band 35, E-UTRA/TDD (1850.0 - 1910.0 MHz)
Band 36, E-UTRA/TDD (1930.0 - 1990.0 MHz)
Band 44, E-UTRA/TDD (703.0 - 803.0 MHz)
Band 50, E-UTRA/TDD (1432.0 - 1517.0 MHz)
Band 51, E-UTRA/TDD (1427.0 - 1432.0 MHz)
Band 53, E-UTRA/FDD (2483.5 - 2495.0 MHz)
Validation band (0.0 - 6000.0 MHz)

Detailed Specification: Modulation Scheme: SC-FDMA
Uplink-downlink configuration: 0
Special Subframe configuration: 7
Number of Frames: 1
Settings for UL Subframe: 2,3,4,7,8,9
Number of PUSCHs: 1
Modulation Scheme: QPSK
Allocated RB: 8
Start Number of RB: 3
Data Type: PN9fix

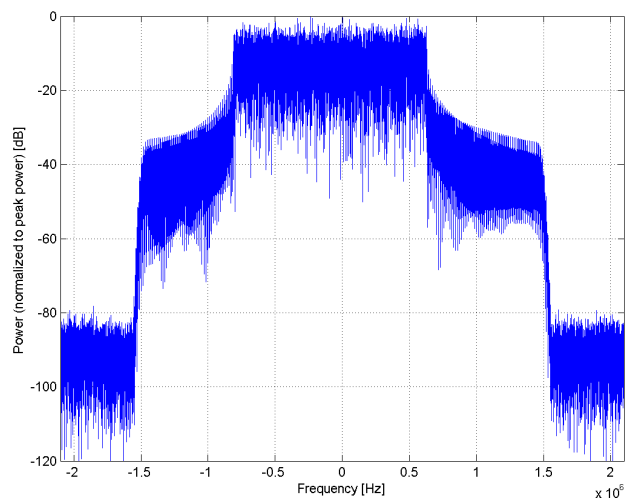
Bandwidth: 3.0 MHz
Integration Time: 10.0 ms

¹ PAR (0.1%) in accordance with FCC KDB 971168, Section 6.0 "Measurement of the Peak-to-Average Power Ratio (PAPR)"

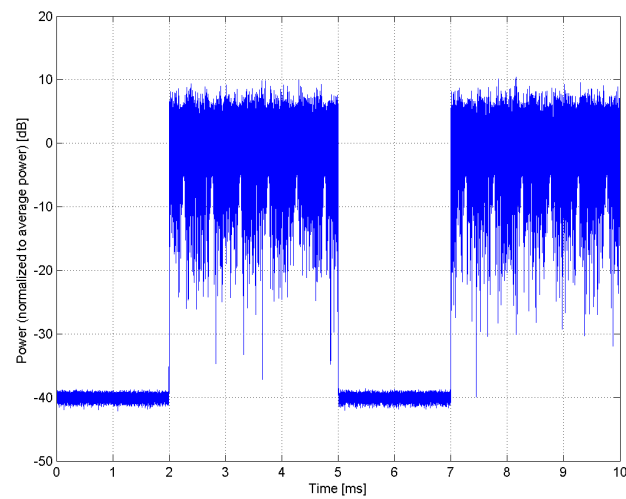
² Modulation Interference Factor (MIF) value valid only in conjunction with advanced probe response linearization calibration for the same communication system (same UID and version).



Complementary Cumulative Distribution Function (CCDF)



Frequency Domain



Time Domain

**Calibration Laboratory of
Schmid & Partner
Engineering AG**
Zeughausstrasse 43, 8004 Zurich, Switzerland

Name: **LTE-TDD (SC-FDMA, 50% RB, 5 MHz, QPSK, UL Subframe=2,3,4,7,8,9)**

Group: LTE-TDD
UID: 10485-AAF

PAR: ¹ **7.59 dB**
MIF: ² **-3.40 dB**

Standard Reference: 3GPP / ETSI TS 136.101 V8.4.0
3GPP / ETSI TS 136.213 V8.4.0
FCC OET KDB 941225 D05 SAR for LTE Devices v01

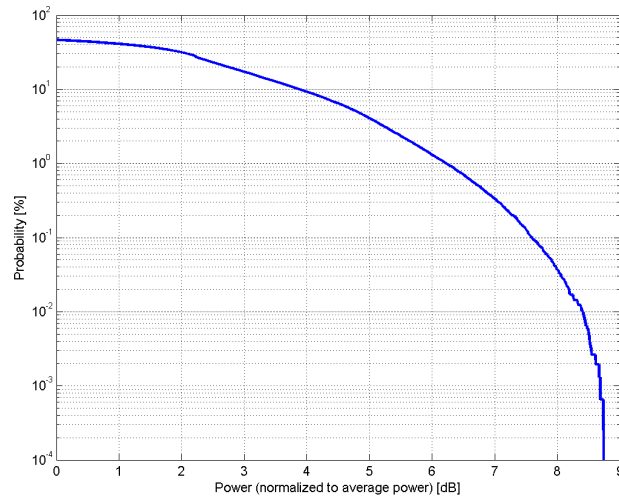
Category: Random amplitude modulation
Modulation: QPSK
Frequency Band: Band 33, E-UTRA/TDD (1900.0 - 1920.0 MHz)
Band 34, E-UTRA/TDD (2010.0 - 2025.0 MHz)
Band 35, E-UTRA/TDD (1850.0 - 1910.0 MHz)
Band 36, E-UTRA/TDD (1930.0 - 1990.0 MHz)
Band 37, E-UTRA/TDD (1910.0 - 1930.0 MHz)
Band 38, E-UTRA/TDD (2570.0 - 2620.0 MHz)
Band 39, E-UTRA/TDD (1880.0 - 1920.0 MHz)
Band 40, E-UTRA/TDD (2300.0 - 2400.0 MHz)
Band 41, E-UTRA/TDD (2496.0 - 2690.0 MHz)
Band 42, E-UTRA/TDD (3400.0 - 3600.0 MHz)
Band 43, E-UTRA/TDD (3600.0 - 3800.0 MHz)
Band 44, E-UTRA/TDD (703.0 - 803.0 MHz)
Band 45, E-UTRA/FDD (1447.0 - 1467.0 MHz)
Band 48, E-UTRA/TDD (3550.0 - 3700.0 MHz)
Band 50, E-UTRA/TDD (1432.0 - 1517.0 MHz)
Band 51, E-UTRA/TDD (1427.0 - 1432.0 MHz)
Band 52, E-UTRA/FDD (3300.0 - 3400.0 MHz)
Band 53, E-UTRA/FDD (2483.5 - 2495.0 MHz)
Validation band (0.0 - 6000.0 MHz)

Detailed Specification: Modulation Scheme: SC-FDMA
Uplink-downlink configuration: 0
Special Subframe configuration: 7
Number of Frames: 1
Settings for UL Subframe: 2,3,4,7,8,9
Number of PUSCHs: 1
Modulation Scheme: QPSK
Allocated RB: 12
Start Number of RB: 7
Data Type: PN9fix

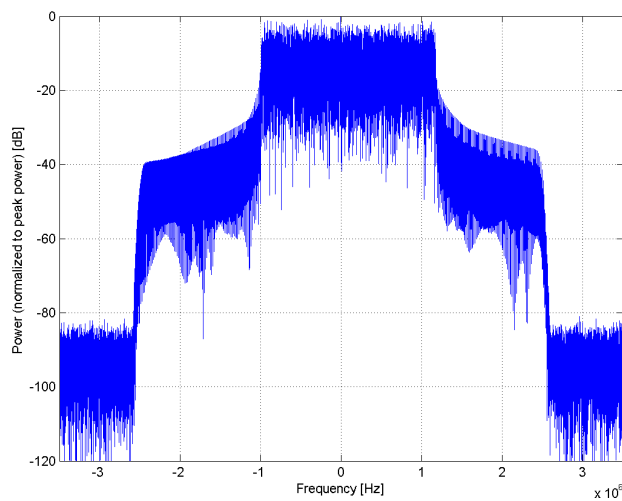
Bandwidth: 5.0 MHz
Integration Time: 10.0 ms

¹ PAR (0.1%) in accordance with FCC KDB 971168, Section 6.0 "Measurement of the Peak-to-Average Power Ratio (PAPR)"

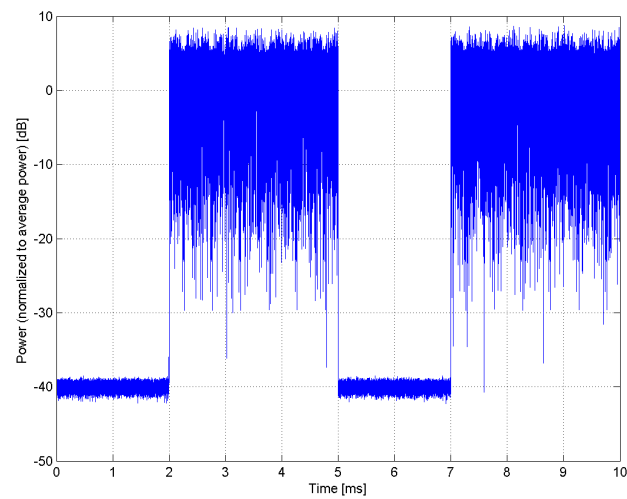
² Modulation Interference Factor (MIF) value valid only in conjunction with advanced probe response linearization calibration for the same communication system (same UID and version).



Complementary Cumulative Distribution Function (CCDF)



Frequency Domain



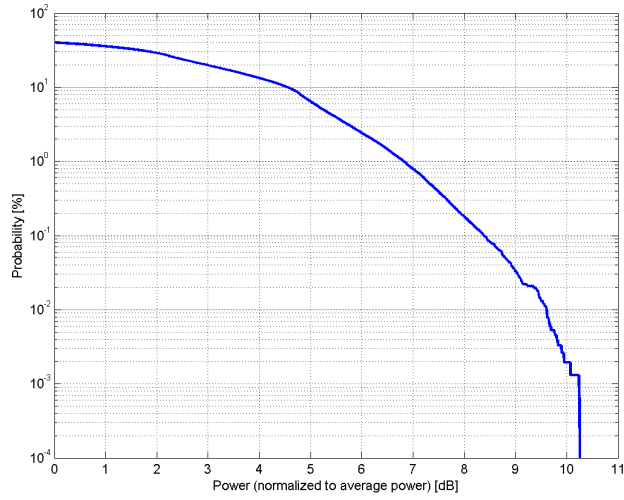
Time Domain

**Calibration Laboratory of
Schmid & Partner
Engineering AG**
Zeughausstrasse 43, 8004 Zurich, Switzerland

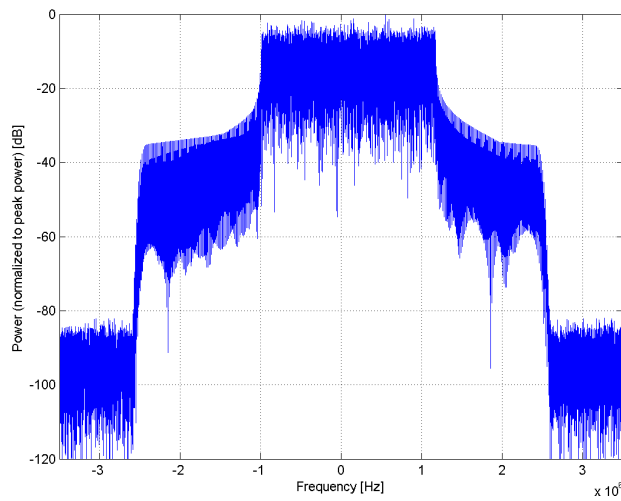
Name:	LTE-TDD (SC-FDMA, 50% RB, 5 MHz, 16-QAM, UL Subframe=2,3,4,7,8,9)
Group:	LTE-TDD
UID:	10486-AAF
PAR: ¹	8.38 dB
MIF: ²	-3.46 dB
Standard Reference:	3GPP / ETSI TS 136.101 V8.4.0 3GPP / ETSI TS 136.213 V8.4.0 FCC OET KDB 941225 D05 SAR for LTE Devices v01
Category:	Random amplitude modulation
Modulation:	16-QAM
Frequency Band:	Band 33, E-UTRA/TDD (1900.0 - 1920.0 MHz) Band 34, E-UTRA/TDD (2010.0 - 2025.0 MHz) Band 35, E-UTRA/TDD (1850.0 - 1910.0 MHz) Band 36, E-UTRA/TDD (1930.0 - 1990.0 MHz) Band 37, E-UTRA/TDD (1910.0 - 1930.0 MHz) Band 38, E-UTRA/TDD (2570.0 - 2620.0 MHz) Band 39, E-UTRA/TDD (1880.0 - 1920.0 MHz) Band 40, E-UTRA/TDD (2300.0 - 2400.0 MHz) Band 41, E-UTRA/TDD (2496.0 - 2690.0 MHz) Band 42, E-UTRA/TDD (3400.0 - 3600.0 MHz) Band 43, E-UTRA/TDD (3600.0 - 3800.0 MHz) Band 44, E-UTRA/TDD (703.0 - 803.0 MHz) Band 45, E-UTRA/FDD (1447.0 - 1467.0 MHz) Band 48, E-UTRA/TDD (3550.0 - 3700.0 MHz) Band 50, E-UTRA/TDD (1432.0 - 1517.0 MHz) Band 51, E-UTRA/TDD (1427.0 - 1432.0 MHz) Band 52, E-UTRA/FDD (3300.0 - 3400.0 MHz) Band 53, E-UTRA/FDD (2483.5 - 2495.0 MHz) Validation band (0.0 - 6000.0 MHz)
Detailed Specification:	Modulation Scheme: SC-FDMA Uplink-downlink configuration: 0 Special Subframe configuration: 7 Number of Frames: 1 Settings for UL Subframe: 2,3,4,7,8,9 Number of PUSCHs: 1 Modulation Scheme: QPSK Allocated RB: 12 Start Number of RB: 7 Data Type: PN9fix
Bandwidth:	5.0 MHz
Integration Time:	10.0 ms

¹ PAR (0.1%) in accordance with FCC KDB 971168, Section 6.0 "Measurement of the Peak-to-Average Power Ratio (PAPR)"

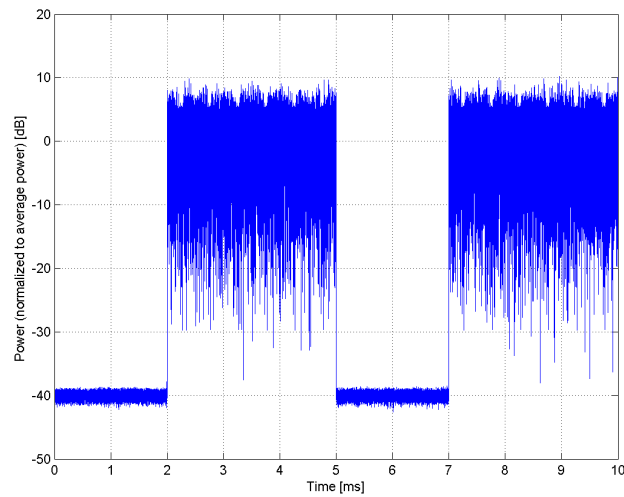
² Modulation Interference Factor (MIF) value valid only in conjunction with advanced probe response linearization calibration for the same communication system (same UID and version).



Complementary Cumulative Distribution Function (CCDF)



Frequency Domain



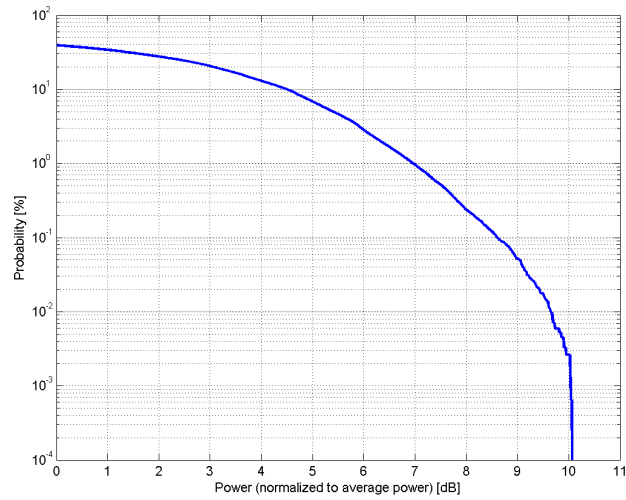
Time Domain

**Calibration Laboratory of
Schmid & Partner
Engineering AG**
Zeughausstrasse 43, 8004 Zurich, Switzerland

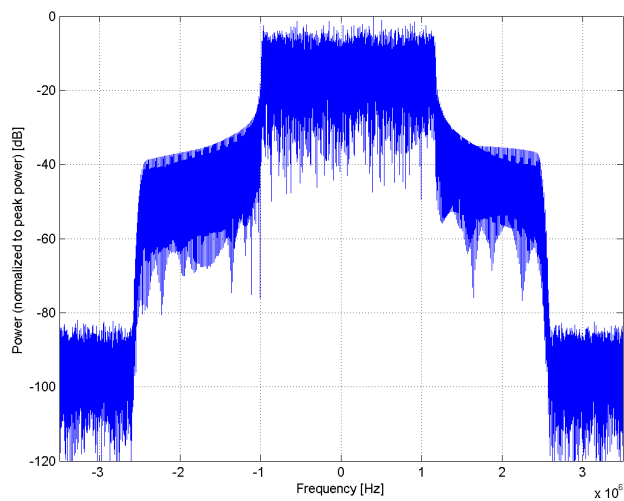
Name:	LTE-TDD (SC-FDMA, 50% RB, 5 MHz, 64-QAM, UL Subframe=2,3,4,7,8,9)
Group:	LTE-TDD
UID:	10487-AAF
PAR: ¹	8.60 dB
MIF: ²	-3.33 dB
Standard Reference:	3GPP / ETSI TS 136.101 V8.4.0 3GPP / ETSI TS 136.213 V8.4.0 FCC OET KDB 941225 D05 SAR for LTE Devices v01
Category:	Random amplitude modulation
Modulation:	64-QAM
Frequency Band:	Band 33, E-UTRA/TDD (1900.0 - 1920.0 MHz) Band 34, E-UTRA/TDD (2010.0 - 2025.0 MHz) Band 35, E-UTRA/TDD (1850.0 - 1910.0 MHz) Band 36, E-UTRA/TDD (1930.0 - 1990.0 MHz) Band 37, E-UTRA/TDD (1910.0 - 1930.0 MHz) Band 38, E-UTRA/TDD (2570.0 - 2620.0 MHz) Band 39, E-UTRA/TDD (1880.0 - 1920.0 MHz) Band 40, E-UTRA/TDD (2300.0 - 2400.0 MHz) Band 41, E-UTRA/TDD (2496.0 - 2690.0 MHz) Band 42, E-UTRA/TDD (3400.0 - 3600.0 MHz) Band 43, E-UTRA/TDD (3600.0 - 3800.0 MHz) Band 44, E-UTRA/TDD (703.0 - 803.0 MHz) Band 45, E-UTRA/FDD (1447.0 - 1467.0 MHz) Band 48, E-UTRA/TDD (3550.0 - 3700.0 MHz) Band 50, E-UTRA/TDD (1432.0 - 1517.0 MHz) Band 51, E-UTRA/TDD (1427.0 - 1432.0 MHz) Band 52, E-UTRA/FDD (3300.0 - 3400.0 MHz) Band 53, E-UTRA/FDD (2483.5 - 2495.0 MHz) Validation band (0.0 - 6000.0 MHz)
Detailed Specification:	Modulation Scheme: SC-FDMA Uplink-downlink configuration: 0 Special Subframe configuration: 7 Number of Frames: 1 Settings for UL Subframe: 2,3,4,7,8,9 Number of PUSCHs: 1 Modulation Scheme: QPSK Allocated RB: 12 Start Number of RB: 7 Data Type: PN9fix
Bandwidth:	5.0 MHz
Integration Time:	10.0 ms

¹ PAR (0.1%) in accordance with FCC KDB 971168, Section 6.0 "Measurement of the Peak-to-Average Power Ratio (PAPR)"

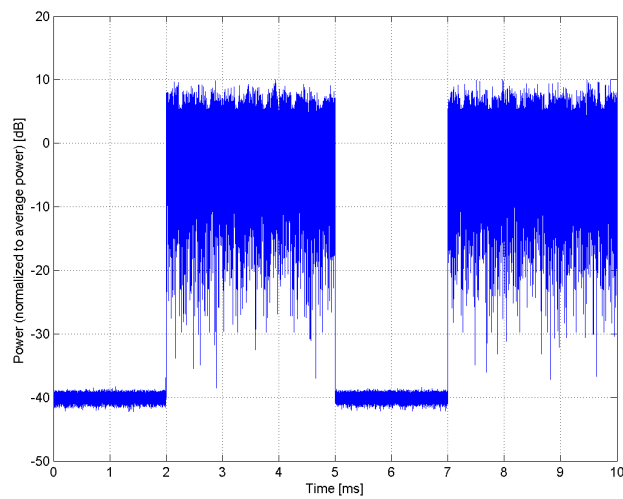
² Modulation Interference Factor (MIF) value valid only in conjunction with advanced probe response linearization calibration for the same communication system (same UID and version).



Complementary Cumulative Distribution Function (CCDF)



Frequency Domain



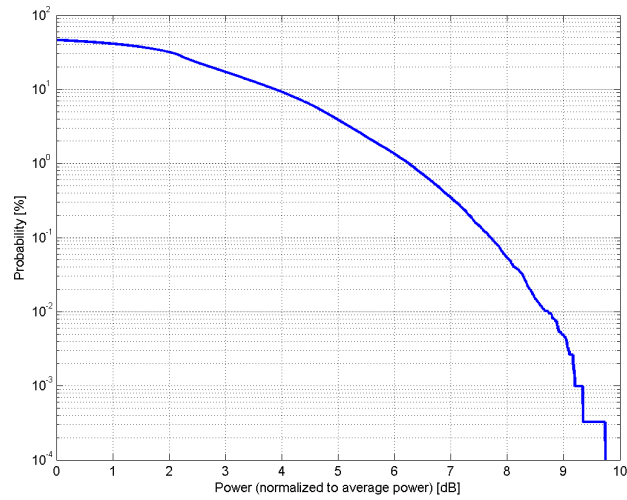
Time Domain

**Calibration Laboratory of
Schmid & Partner
Engineering AG**
Zeughausstrasse 43, 8004 Zurich, Switzerland

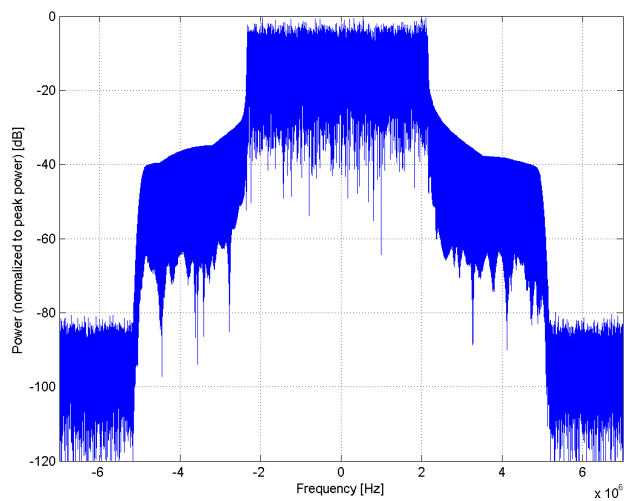
Name:	LTE-TDD (SC-FDMA, 50% RB, 10 MHz, QPSK, UL Subframe=2,3,4,7,8,9)
Group:	LTE-TDD
UID:	10488-AAF
PAR: ¹	7.70 dB
MIF: ²	-3.40 dB
Standard Reference:	3GPP / ETSI TS 136.101 V8.4.0 3GPP / ETSI TS 136.213 V8.4.0 FCC OET KDB 941225 D05 SAR for LTE Devices v01
Category:	Random amplitude modulation
Modulation:	QPSK
Frequency Band:	Band 33, E-UTRA/TDD (1900.0 - 1920.0 MHz) Band 34, E-UTRA/TDD (2010.0 - 2025.0 MHz) Band 35, E-UTRA/TDD (1850.0 - 1910.0 MHz) Band 36, E-UTRA/TDD (1930.0 - 1990.0 MHz) Band 37, E-UTRA/TDD (1910.0 - 1930.0 MHz) Band 38, E-UTRA/TDD (2570.0 - 2620.0 MHz) Band 39, E-UTRA/TDD (1880.0 - 1920.0 MHz) Band 40, E-UTRA/TDD (2300.0 - 2400.0 MHz) Band 41, E-UTRA/TDD (2496.0 - 2690.0 MHz) Band 42, E-UTRA/TDD (3400.0 - 3600.0 MHz) Band 43, E-UTRA/TDD (3600.0 - 3800.0 MHz) Band 44, E-UTRA/TDD (703.0 - 803.0 MHz) Band 45, E-UTRA/FDD (1447.0 - 1467.0 MHz) Band 46, E-UTRA/FDD (5150.0 - 5925.0 MHz) Band 47, E-UTRA/TDD (5855.0 - 5925.0 MHz) Band 48, E-UTRA/TDD (3550.0 - 3700.0 MHz) Band 49, E-UTRA/TDD (3550.0 - 3700.0 MHz) Band 50, E-UTRA/TDD (1432.0 - 1517.0 MHz) Band 52, E-UTRA/FDD (3300.0 - 3400.0 MHz) Band 53, E-UTRA/FDD (2483.5 - 2495.0 MHz) Validation band (0.0 - 6000.0 MHz)
Detailed Specification:	Modulation Scheme: SC-FDMA Uplink-downlink configuration: 0 Special Subframe configuration: 7 Number of Frames: 1 Settings for UL Subframe: 2,3,4,7,8,9 Number of PUSCHs: 1 Modulation Scheme: QPSK Allocated RB: 25 Start Number of RB: 13 Data Type: PN9fix
Bandwidth:	10.0 MHz
Integration Time:	10.0 ms

¹ PAR (0.1%) in accordance with FCC KDB 971168, Section 6.0 "Measurement of the Peak-to-Average Power Ratio (PAPR)"

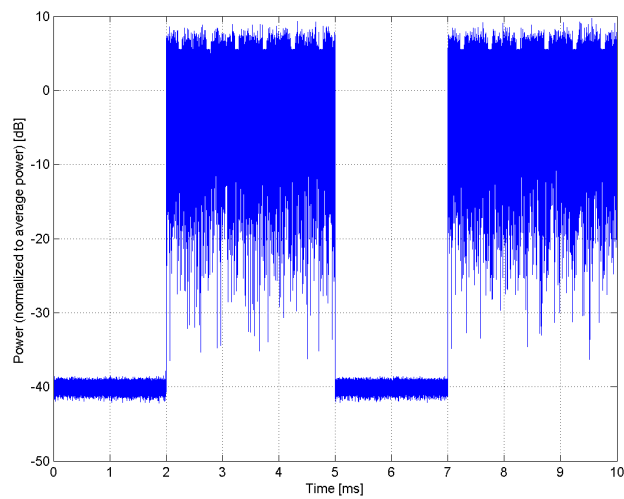
² Modulation Interference Factor (MIF) value valid only in conjunction with advanced probe response linearization calibration for the same communication system (same UID and version).



Complementary Cumulative Distribution Function (CCDF)



Frequency Domain



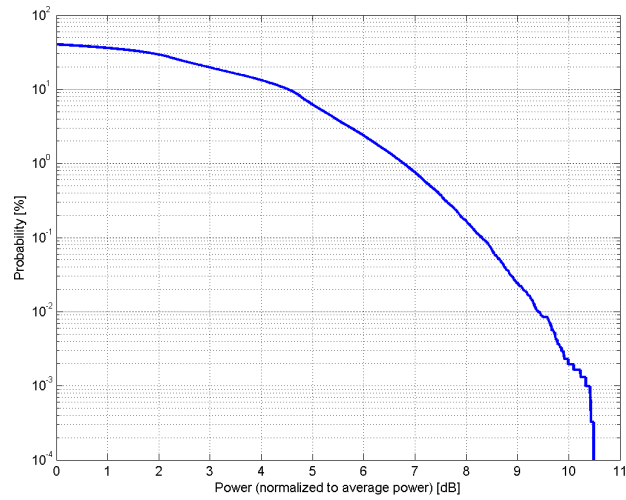
Time Domain

**Calibration Laboratory of
Schmid & Partner
Engineering AG**
Zeughausstrasse 43, 8004 Zurich, Switzerland

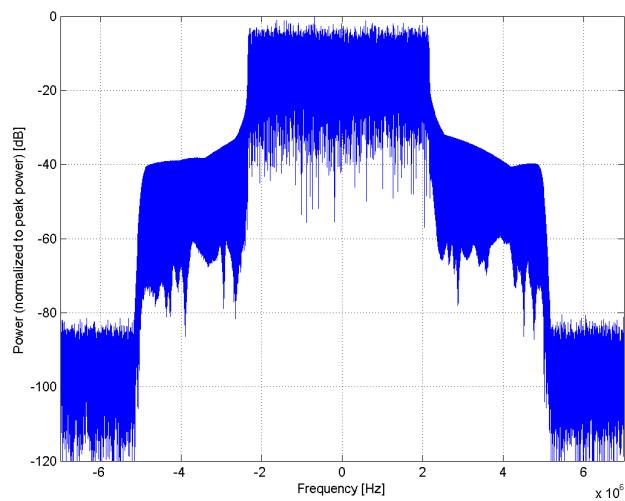
Name:	LTE-TDD (SC-FDMA, 50% RB, 10 MHz, 16-QAM, UL Subframe=2,3,4,7,8,9)
Group:	LTE-TDD
UID:	10489-AAF
PAR: ¹	8.31 dB
MIF: ²	-3.43 dB
Standard Reference:	3GPP / ETSI TS 136.101 V8.4.0 3GPP / ETSI TS 136.213 V8.4.0 FCC OET KDB 941225 D05 SAR for LTE Devices v01
Category:	Random amplitude modulation
Modulation:	16-QAM
Frequency Band:	Band 33, E-UTRA/TDD (1900.0 - 1920.0 MHz) Band 34, E-UTRA/TDD (2010.0 - 2025.0 MHz) Band 35, E-UTRA/TDD (1850.0 - 1910.0 MHz) Band 36, E-UTRA/TDD (1930.0 - 1990.0 MHz) Band 37, E-UTRA/TDD (1910.0 - 1930.0 MHz) Band 38, E-UTRA/TDD (2570.0 - 2620.0 MHz) Band 39, E-UTRA/TDD (1880.0 - 1920.0 MHz) Band 40, E-UTRA/TDD (2300.0 - 2400.0 MHz) Band 41, E-UTRA/TDD (2496.0 - 2690.0 MHz) Band 42, E-UTRA/TDD (3400.0 - 3600.0 MHz) Band 43, E-UTRA/TDD (3600.0 - 3800.0 MHz) Band 44, E-UTRA/TDD (703.0 - 803.0 MHz) Band 45, E-UTRA/FDD (1447.0 - 1467.0 MHz) Band 46, E-UTRA/FDD (5150.0 - 5925.0 MHz) Band 47, E-UTRA/TDD (5855.0 - 5925.0 MHz) Band 48, E-UTRA/TDD (3550.0 - 3700.0 MHz) Band 49, E-UTRA/TDD (3550.0 - 3700.0 MHz) Band 50, E-UTRA/TDD (1432.0 - 1517.0 MHz) Band 52, E-UTRA/FDD (3300.0 - 3400.0 MHz) Band 53, E-UTRA/FDD (2483.5 - 2495.0 MHz) Validation band (0.0 - 6000.0 MHz)
Detailed Specification:	Modulation Scheme: SC-FDMA Uplink-downlink configuration: 0 Special Subframe configuration: 7 Number of Frames: 1 Settings for UL Subframe: 2,3,4,7,8,9 Number of PUSCHs: 1 Modulation Scheme: QPSK Allocated RB: 25 Start Number of RB: 13 Data Type: PN9fix
Bandwidth:	10.0 MHz
Integration Time:	10.0 ms

¹ PAR (0.1%) in accordance with FCC KDB 971168, Section 6.0 "Measurement of the Peak-to-Average Power Ratio (PAPR)"

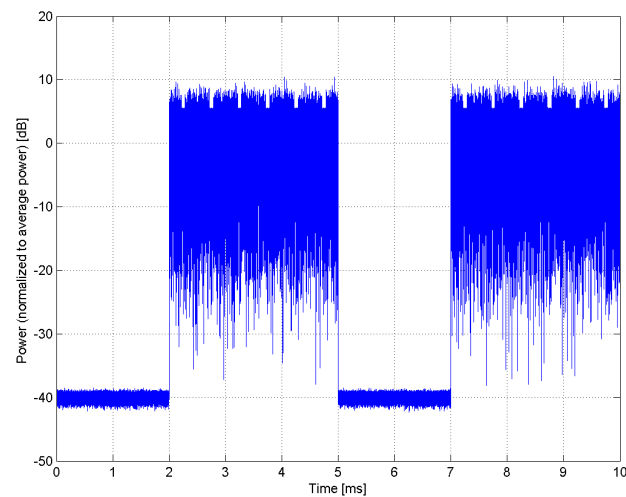
² Modulation Interference Factor (MIF) value valid only in conjunction with advanced probe response linearization calibration for the same communication system (same UID and version).



Complementary Cumulative Distribution Function (CCDF)



Frequency Domain



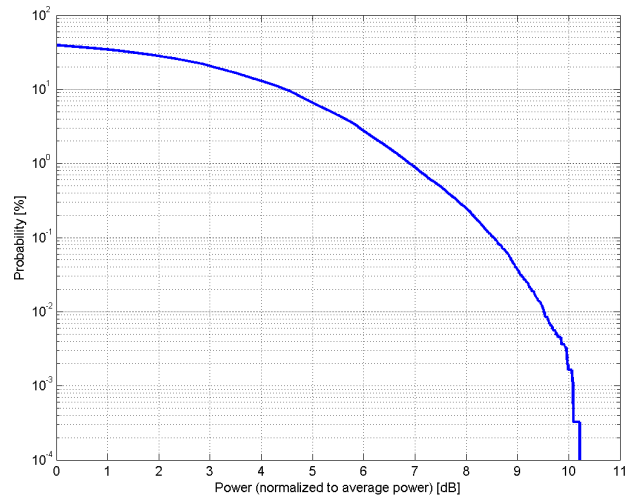
Time Domain

**Calibration Laboratory of
Schmid & Partner
Engineering AG**
Zeughausstrasse 43, 8004 Zurich, Switzerland

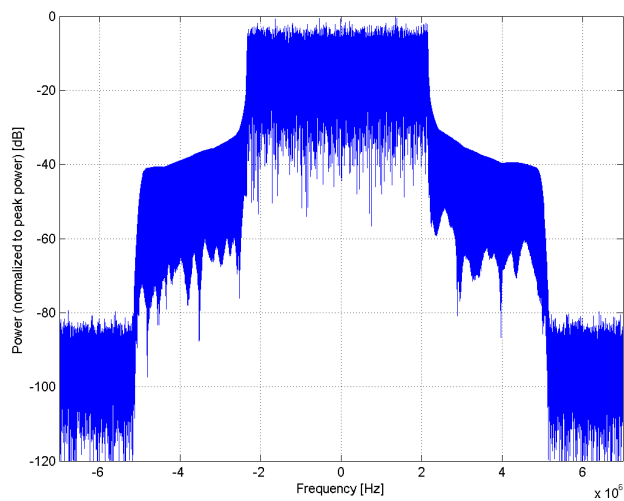
Name:	LTE-TDD (SC-FDMA, 50% RB, 10 MHz, 64-QAM, UL Subframe=2,3,4,7,8,9)
Group:	LTE-TDD
UID:	10490-AAF
PAR: ¹	8.54 dB
MIF: ²	-3.41 dB
Standard Reference:	3GPP / ETSI TS 136.101 V8.4.0 3GPP / ETSI TS 136.213 V8.4.0 FCC OET KDB 941225 D05 SAR for LTE Devices v01
Category:	Random amplitude modulation
Modulation:	64-QAM
Frequency Band:	Band 33, E-UTRA/TDD (1900.0 - 1920.0 MHz) Band 34, E-UTRA/TDD (2010.0 - 2025.0 MHz) Band 35, E-UTRA/TDD (1850.0 - 1910.0 MHz) Band 36, E-UTRA/TDD (1930.0 - 1990.0 MHz) Band 37, E-UTRA/TDD (1910.0 - 1930.0 MHz) Band 38, E-UTRA/TDD (2570.0 - 2620.0 MHz) Band 39, E-UTRA/TDD (1880.0 - 1920.0 MHz) Band 40, E-UTRA/TDD (2300.0 - 2400.0 MHz) Band 41, E-UTRA/TDD (2496.0 - 2690.0 MHz) Band 42, E-UTRA/TDD (3400.0 - 3600.0 MHz) Band 43, E-UTRA/TDD (3600.0 - 3800.0 MHz) Band 44, E-UTRA/TDD (703.0 - 803.0 MHz) Band 45, E-UTRA/FDD (1447.0 - 1467.0 MHz) Band 46, E-UTRA/FDD (5150.0 - 5925.0 MHz) Band 47, E-UTRA/TDD (5855.0 - 5925.0 MHz) Band 48, E-UTRA/TDD (3550.0 - 3700.0 MHz) Band 49, E-UTRA/TDD (3550.0 - 3700.0 MHz) Band 50, E-UTRA/TDD (1432.0 - 1517.0 MHz) Band 52, E-UTRA/FDD (3300.0 - 3400.0 MHz) Band 53, E-UTRA/FDD (2483.5 - 2495.0 MHz) Validation band (0.0 - 6000.0 MHz)
Detailed Specification:	Modulation Scheme: SC-FDMA Uplink-downlink configuration: 0 Special Subframe configuration: 7 Number of Frames: 1 Settings for UL Subframe: 2,3,4,7,8,9 Number of PUSCHs: 1 Modulation Scheme: QPSK Allocated RB: 25 Start Number of RB: 13 Data Type: PN9fix
Bandwidth:	10.0 MHz
Integration Time:	10.0 ms

¹ PAR (0.1%) in accordance with FCC KDB 971168, Section 6.0 "Measurement of the Peak-to-Average Power Ratio (PAPR)"

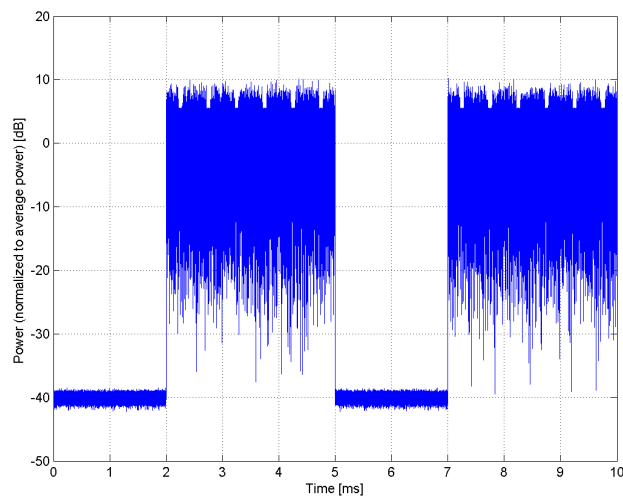
² Modulation Interference Factor (MIF) value valid only in conjunction with advanced probe response linearization calibration for the same communication system (same UID and version).



Complementary Cumulative Distribution Function (CCDF)



Frequency Domain



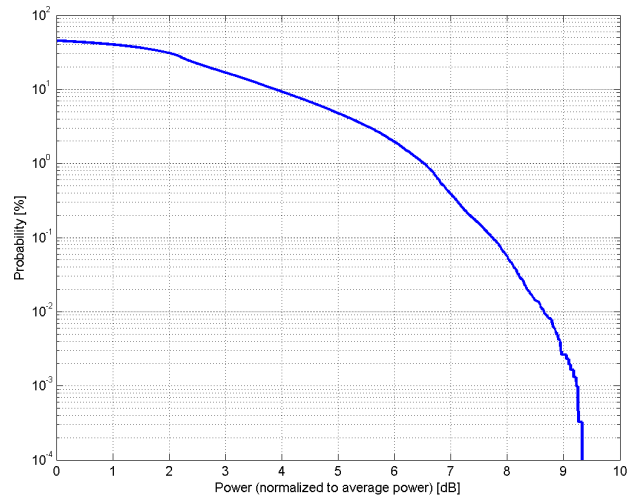
Time Domain

**Calibration Laboratory of
Schmid & Partner
Engineering AG**
Zeughausstrasse 43, 8004 Zurich, Switzerland

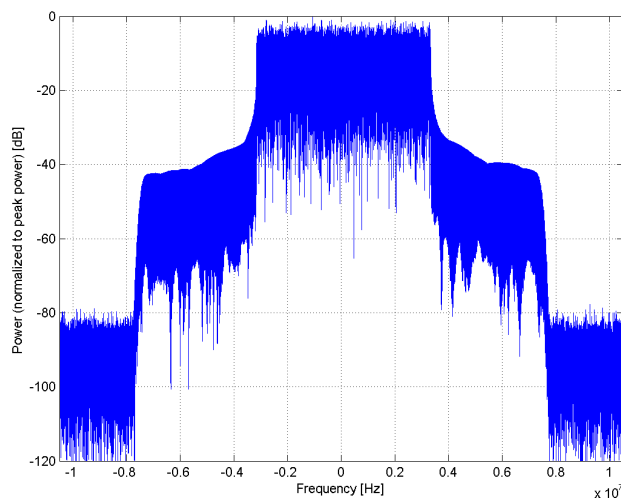
Name:	LTE-TDD (SC-FDMA, 50% RB, 15 MHz, QPSK, UL Subframe=2,3,4,7,8,9)
Group:	LTE-TDD
UID:	10491-AAE
PAR: ¹	7.74 dB
MIF: ²	-3.42 dB
Standard Reference:	3GPP / ETSI TS 136.101 V8.4.0 3GPP / ETSI TS 136.213 V8.4.0 FCC OET KDB 941225 D05 SAR for LTE Devices v01 Random amplitude modulation
Category:	QPSK
Modulation:	QPSK
Frequency Band:	Band 33, E-UTRA/TDD (1900.0 - 1920.0 MHz) Band 34, E-UTRA/TDD (2010.0 - 2025.0 MHz) Band 35, E-UTRA/TDD (1850.0 - 1910.0 MHz) Band 36, E-UTRA/TDD (1930.0 - 1990.0 MHz) Band 37, E-UTRA/TDD (1910.0 - 1930.0 MHz) Band 38, E-UTRA/TDD (2570.0 - 2620.0 MHz) Band 39, E-UTRA/TDD (1880.0 - 1920.0 MHz) Band 40, E-UTRA/TDD (2300.0 - 2400.0 MHz) Band 41, E-UTRA/TDD (2496.0 - 2690.0 MHz) Band 42, E-UTRA/TDD (3400.0 - 3600.0 MHz) Band 43, E-UTRA/TDD (3600.0 - 3800.0 MHz) Band 44, E-UTRA/TDD (703.0 - 803.0 MHz) Band 45, E-UTRA/FDD (1447.0 - 1467.0 MHz) Band 48, E-UTRA/TDD (3550.0 - 3700.0 MHz) Band 50, E-UTRA/TDD (1432.0 - 1517.0 MHz) Band 76, E-UTRA/FDD (3300.0 - 3400.0 MHz) Validation band (0.0 - 6000.0 MHz)
Detailed Specification:	Modulation Scheme: SC-FDMA Uplink-downlink configuration: 0 Special Subframe configuration: 7 Number of Frames: 1 Settings for UL Subframe: 2,3,4,7,8,9 Number of PUSCHs: 1 Modulation Scheme: QPSK Allocated RB: 36 Start Number of RB: 20 Data Type: PN9fix
Bandwidth:	15.0 MHz
Integration Time:	10.0 ms

¹ PAR (0.1%) in accordance with FCC KDB 971168, Section 6.0 "Measurement of the Peak-to-Average Power Ratio (PAPR)"

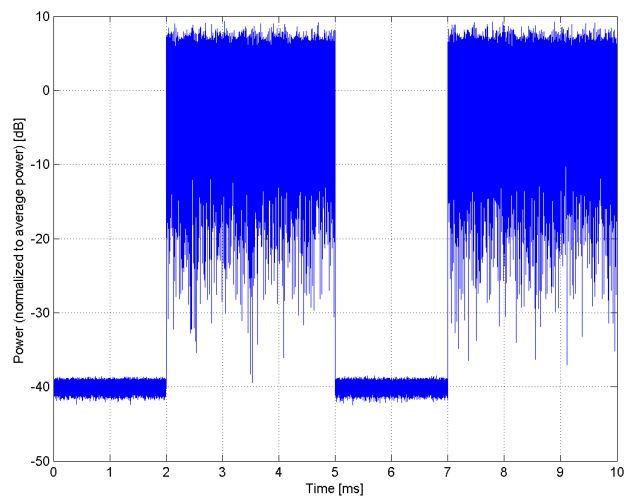
² Modulation Interference Factor (MIF) value valid only in conjunction with advanced probe response linearization calibration for the same communication system (same UID and version).



Complementary Cumulative Distribution Function (CCDF)



Frequency Domain



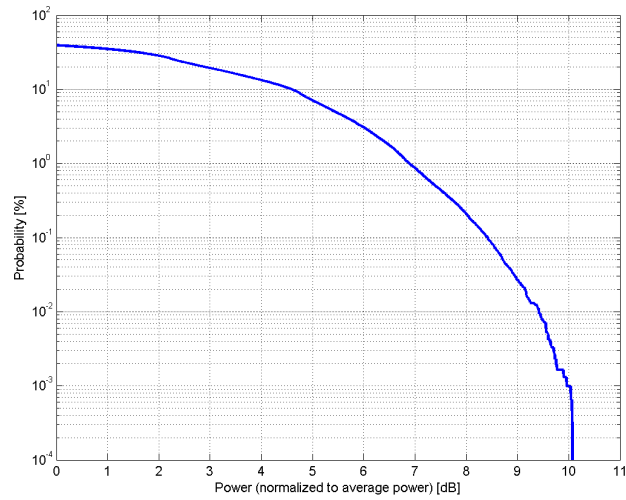
Time Domain

**Calibration Laboratory of
Schmid & Partner
Engineering AG**
Zeughausstrasse 43, 8004 Zurich, Switzerland

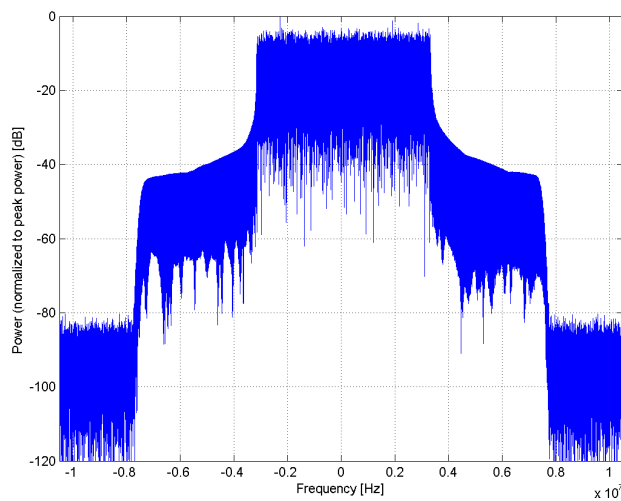
Name:	LTE-TDD (SC-FDMA, 50% RB, 15 MHz, 16-QAM, UL Subframe=2,3,4,7,8,9)
Group:	LTE-TDD
UID:	10492-AAE
PAR: ¹	8.41 dB
MIF: ²	-3.43 dB
Standard Reference:	3GPP / ETSI TS 136.101 V8.4.0 3GPP / ETSI TS 136.213 V8.4.0 FCC OET KDB 941225 D05 SAR for LTE Devices v01 Random amplitude modulation
Category:	16-QAM
Modulation:	
Frequency Band:	Band 33, E-UTRA/TDD (1900.0 - 1920.0 MHz) Band 34, E-UTRA/TDD (2010.0 - 2025.0 MHz) Band 35, E-UTRA/TDD (1850.0 - 1910.0 MHz) Band 36, E-UTRA/TDD (1930.0 - 1990.0 MHz) Band 37, E-UTRA/TDD (1910.0 - 1930.0 MHz) Band 38, E-UTRA/TDD (2570.0 - 2620.0 MHz) Band 39, E-UTRA/TDD (1880.0 - 1920.0 MHz) Band 40, E-UTRA/TDD (2300.0 - 2400.0 MHz) Band 41, E-UTRA/TDD (2496.0 - 2690.0 MHz) Band 42, E-UTRA/TDD (3400.0 - 3600.0 MHz) Band 43, E-UTRA/TDD (3600.0 - 3800.0 MHz) Band 44, E-UTRA/TDD (703.0 - 803.0 MHz) Band 45, E-UTRA/FDD (1447.0 - 1467.0 MHz) Band 48, E-UTRA/TDD (3550.0 - 3700.0 MHz) Band 50, E-UTRA/TDD (1432.0 - 1517.0 MHz) Band 76, E-UTRA/FDD (3300.0 - 3400.0 MHz) Validation band (0.0 - 6000.0 MHz)
Detailed Specification:	Modulation Scheme: SC-FDMA Uplink-downlink configuration: 0 Special Subframe configuration: 7 Number of Frames: 1 Settings for UL Subframe: 2,3,4,7,8,9 Number of PUSCHs: 1 Modulation Scheme: QPSK Allocated RB: 36 Start Number of RB: 20 Data Type: PN9fix
Bandwidth:	15.0 MHz
Integration Time:	10.0 ms

¹ PAR (0.1%) in accordance with FCC KDB 971168, Section 6.0 "Measurement of the Peak-to-Average Power Ratio (PAPR)"

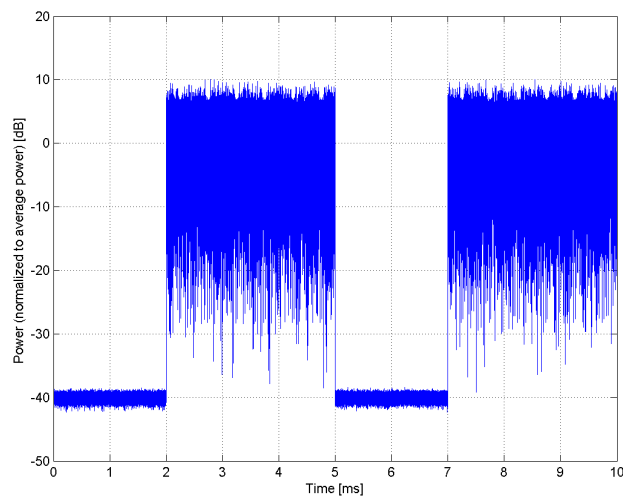
² Modulation Interference Factor (MIF) value valid only in conjunction with advanced probe response linearization calibration for the same communication system (same UID and version).



Complementary Cumulative Distribution Function (CCDF)



Frequency Domain



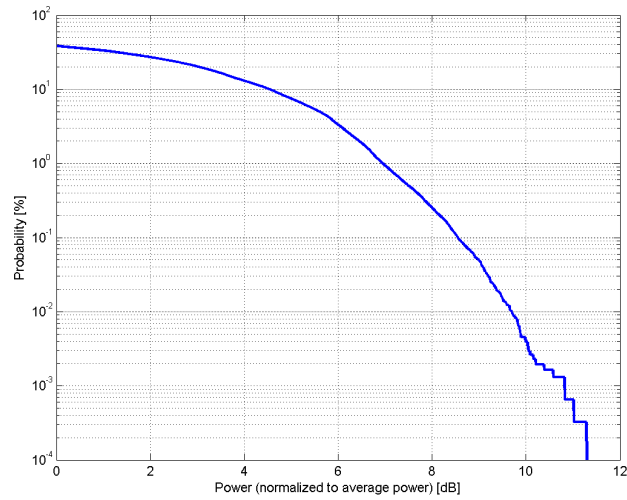
Time Domain

**Calibration Laboratory of
Schmid & Partner
Engineering AG**
Zeughausstrasse 43, 8004 Zurich, Switzerland

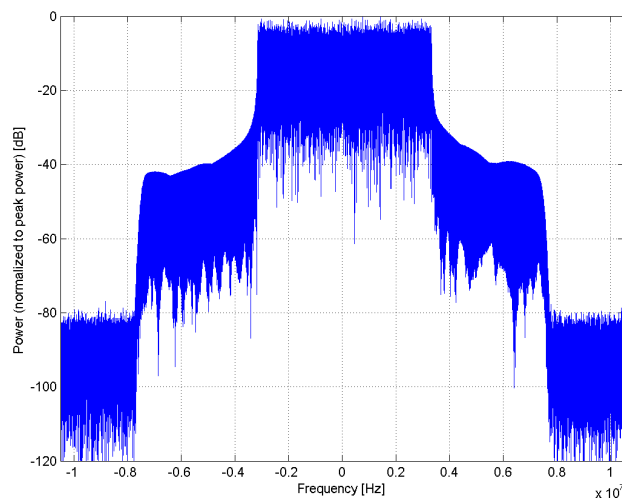
Name:	LTE-TDD (SC-FDMA, 50% RB, 15 MHz, 64-QAM, UL Subframe=2,3,4,7,8,9)
Group:	LTE-TDD
UID:	10493-AAE
PAR: ¹	8.55 dB
MIF: ²	-3.43 dB
Standard Reference:	3GPP / ETSI TS 136.101 V8.4.0 3GPP / ETSI TS 136.213 V8.4.0 FCC OET KDB 941225 D05 SAR for LTE Devices v01 Random amplitude modulation
Category:	64-QAM
Modulation:	
Frequency Band:	Band 33, E-UTRA/TDD (1900.0 - 1920.0 MHz) Band 34, E-UTRA/TDD (2010.0 - 2025.0 MHz) Band 35, E-UTRA/TDD (1850.0 - 1910.0 MHz) Band 36, E-UTRA/TDD (1930.0 - 1990.0 MHz) Band 37, E-UTRA/TDD (1910.0 - 1930.0 MHz) Band 38, E-UTRA/TDD (2570.0 - 2620.0 MHz) Band 39, E-UTRA/TDD (1880.0 - 1920.0 MHz) Band 40, E-UTRA/TDD (2300.0 - 2400.0 MHz) Band 41, E-UTRA/TDD (2496.0 - 2690.0 MHz) Band 42, E-UTRA/TDD (3400.0 - 3600.0 MHz) Band 43, E-UTRA/TDD (3600.0 - 3800.0 MHz) Band 44, E-UTRA/TDD (703.0 - 803.0 MHz) Band 45, E-UTRA/FDD (1447.0 - 1467.0 MHz) Band 48, E-UTRA/TDD (3550.0 - 3700.0 MHz) Band 50, E-UTRA/TDD (1432.0 - 1517.0 MHz) Band 76, E-UTRA/FDD (3300.0 - 3400.0 MHz) Validation band (0.0 - 6000.0 MHz)
Detailed Specification:	Modulation Scheme: SC-FDMA Uplink-downlink configuration: 0 Special Subframe configuration: 7 Number of Frames: 1 Settings for UL Subframe: 2,3,4,7,8,9 Number of PUSCHs: 1 Modulation Scheme: QPSK Allocated RB: 36 Start Number of RB: 20 Data Type: PN9fix
Bandwidth:	15.0 MHz
Integration Time:	10.0 ms

¹ PAR (0.1%) in accordance with FCC KDB 971168, Section 6.0 "Measurement of the Peak-to-Average Power Ratio (PAPR)"

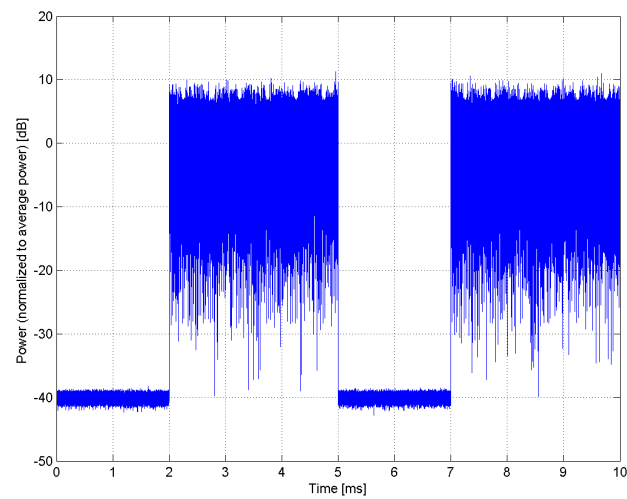
² Modulation Interference Factor (MIF) value valid only in conjunction with advanced probe response linearization calibration for the same communication system (same UID and version).



Complementary Cumulative Distribution Function (CCDF)



Frequency Domain



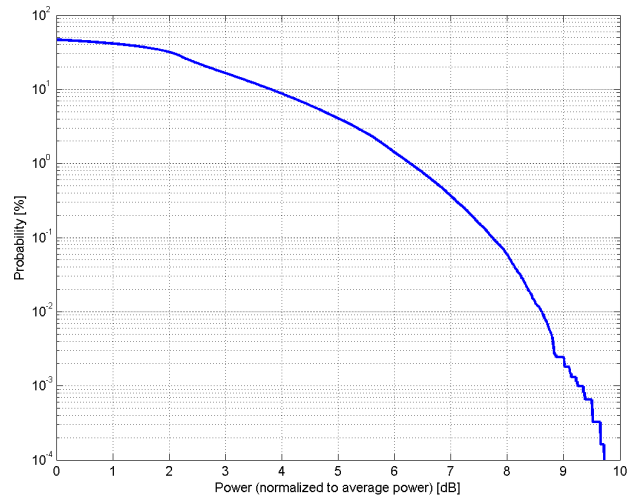
Time Domain

**Calibration Laboratory of
Schmid & Partner
Engineering AG**
Zeughausstrasse 43, 8004 Zurich, Switzerland

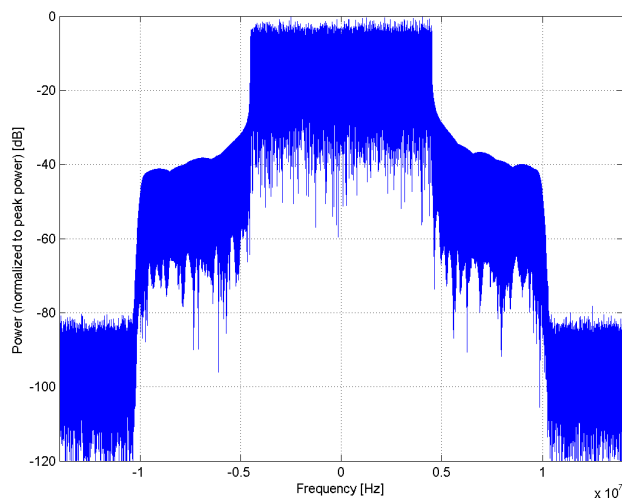
Name:	LTE-TDD (SC-FDMA, 50% RB, 20 MHz, QPSK, UL Subframe=2,3,4,7,8,9)
Group:	LTE-TDD
UID:	10494-AAF
PAR: ¹	7.74 dB
MIF: ²	-3.39 dB
Standard Reference:	3GPP / ETSI TS 136.101 V8.4.0 3GPP / ETSI TS 136.213 V8.4.0 FCC OET KDB 941225 D05 SAR for LTE Devices v01 Random amplitude modulation
Category:	QPSK
Modulation:	
Frequency Band:	Band 33, E-UTRA/TDD (1900.0 - 1920.0 MHz) Band 35, E-UTRA/TDD (1850.0 - 1910.0 MHz) Band 36, E-UTRA/TDD (1930.0 - 1990.0 MHz) Band 37, E-UTRA/TDD (1910.0 - 1930.0 MHz) Band 38, E-UTRA/TDD (2570.0 - 2620.0 MHz) Band 39, E-UTRA/TDD (1880.0 - 1920.0 MHz) Band 40, E-UTRA/TDD (2300.0 - 2400.0 MHz) Band 41, E-UTRA/TDD (2496.0 - 2690.0 MHz) Band 42, E-UTRA/TDD (3400.0 - 3600.0 MHz) Band 43, E-UTRA/TDD (3600.0 - 3800.0 MHz) Band 44, E-UTRA/TDD (703.0 - 803.0 MHz) Band 45, E-UTRA/FDD (1447.0 - 1467.0 MHz) Band 46, E-UTRA/FDD (5150.0 - 5925.0 MHz) Band 47, E-UTRA/TDD (5855.0 - 5925.0 MHz) Band 48, E-UTRA/TDD (3550.0 - 3700.0 MHz) Band 49, E-UTRA/TDD (3550.0 - 3700.0 MHz) Band 50, E-UTRA/TDD (1432.0 - 1517.0 MHz) Band 76, E-UTRA/FDD (3300.0 - 3400.0 MHz) Validation band (0.0 - 6000.0 MHz)
Detailed Specification:	Modulation Scheme: SC-FDMA Uplink-downlink configuration: 0 Special Subframe configuration: 7 Number of Frames: 1 Settings for UL Subframe: 2,3,4,7,8,9 Number of PUSCHs: 1 Modulation Scheme: QPSK Allocated RB: 50 Start Number of RB: 25 Data Type: PN9fix
Bandwidth:	20.0 MHz
Integration Time:	10.0 ms

¹ PAR (0.1%) in accordance with FCC KDB 971168, Section 6.0 "Measurement of the Peak-to-Average Power Ratio (PAPR)"

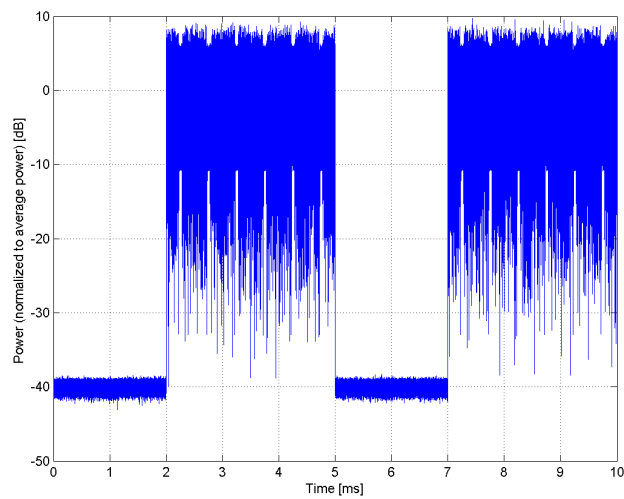
² Modulation Interference Factor (MIF) value valid only in conjunction with advanced probe response linearization calibration for the same communication system (same UID and version).



Complementary Cumulative Distribution Function (CCDF)



Frequency Domain



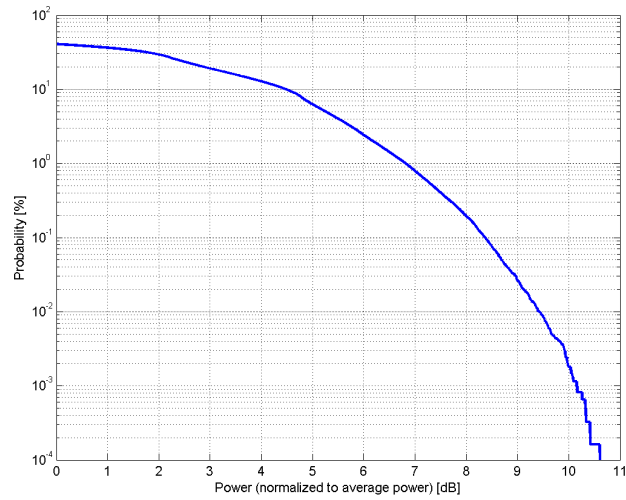
Time Domain

**Calibration Laboratory of
Schmid & Partner
Engineering AG**
Zeughausstrasse 43, 8004 Zurich, Switzerland

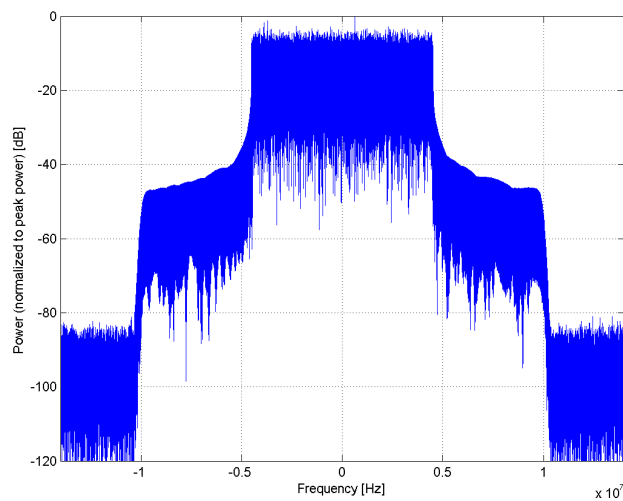
Name:	LTE-TDD (SC-FDMA, 50% RB, 20 MHz, 16-QAM, UL Subframe=2,3,4,7,8,9)
Group:	LTE-TDD
UID:	10495-AAF
PAR: ¹	8.37 dB
MIF: ²	-3.41 dB
Standard Reference:	3GPP / ETSI TS 136.101 V8.4.0 3GPP / ETSI TS 136.213 V8.4.0 FCC OET KDB 941225 D05 SAR for LTE Devices v01 Random amplitude modulation
Category:	16-QAM
Modulation:	
Frequency Band:	Band 33, E-UTRA/TDD (1900.0 - 1920.0 MHz) Band 35, E-UTRA/TDD (1850.0 - 1910.0 MHz) Band 36, E-UTRA/TDD (1930.0 - 1990.0 MHz) Band 37, E-UTRA/TDD (1910.0 - 1930.0 MHz) Band 38, E-UTRA/TDD (2570.0 - 2620.0 MHz) Band 39, E-UTRA/TDD (1880.0 - 1920.0 MHz) Band 40, E-UTRA/TDD (2300.0 - 2400.0 MHz) Band 41, E-UTRA/TDD (2496.0 - 2690.0 MHz) Band 42, E-UTRA/TDD (3400.0 - 3600.0 MHz) Band 43, E-UTRA/TDD (3600.0 - 3800.0 MHz) Band 44, E-UTRA/TDD (703.0 - 803.0 MHz) Band 45, E-UTRA/FDD (1447.0 - 1467.0 MHz) Band 46, E-UTRA/FDD (5150.0 - 5925.0 MHz) Band 47, E-UTRA/TDD (5855.0 - 5925.0 MHz) Band 48, E-UTRA/TDD (3550.0 - 3700.0 MHz) Band 49, E-UTRA/TDD (3550.0 - 3700.0 MHz) Band 50, E-UTRA/TDD (1432.0 - 1517.0 MHz) Band 76, E-UTRA/FDD (3300.0 - 3400.0 MHz) Validation band (0.0 - 6000.0 MHz)
Detailed Specification:	Modulation Scheme: SC-FDMA Uplink-downlink configuration: 0 Special Subframe configuration: 7 Number of Frames: 1 Settings for UL Subframe: 2,3,4,7,8,9 Number of PUSCHs: 1 Modulation Scheme: QPSK Allocated RB: 50 Start Number of RB: 25 Data Type: PN9fix
Bandwidth:	20.0 MHz
Integration Time:	10.0 ms

¹ PAR (0.1%) in accordance with FCC KDB 971168, Section 6.0 "Measurement of the Peak-to-Average Power Ratio (PAPR)"

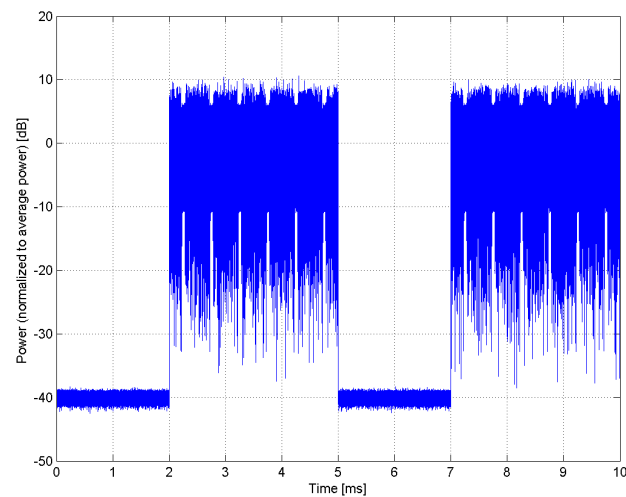
² Modulation Interference Factor (MIF) value valid only in conjunction with advanced probe response linearization calibration for the same communication system (same UID and version).



Complementary Cumulative Distribution Function (CCDF)



Frequency Domain



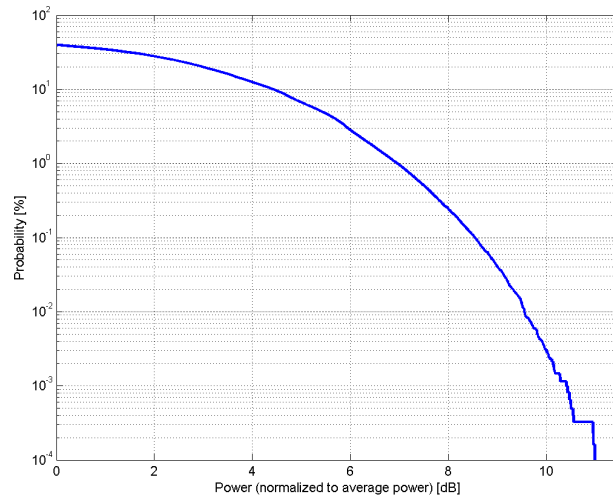
Time Domain

**Calibration Laboratory of
Schmid & Partner
Engineering AG**
Zeughausstrasse 43, 8004 Zurich, Switzerland

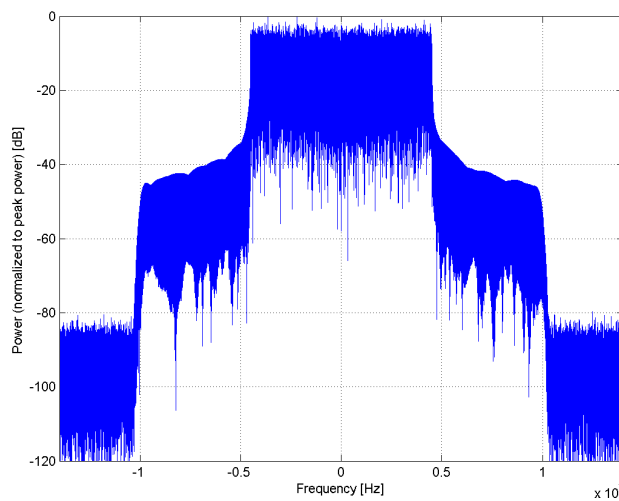
Name:	LTE-TDD (SC-FDMA, 50% RB, 20 MHz, 64-QAM, UL Subframe=2,3,4,7,8,9)
Group:	LTE-TDD
UID:	10496-AAF
PAR: ¹	8.54 dB
MIF: ²	-3.43 dB
Standard Reference:	3GPP / ETSI TS 136.101 V8.4.0 3GPP / ETSI TS 136.213 V8.4.0 FCC OET KDB 941225 D05 SAR for LTE Devices v01 Random amplitude modulation
Category:	64-QAM
Modulation:	
Frequency Band:	Band 33, E-UTRA/TDD (1900.0 - 1920.0 MHz) Band 35, E-UTRA/TDD (1850.0 - 1910.0 MHz) Band 36, E-UTRA/TDD (1930.0 - 1990.0 MHz) Band 37, E-UTRA/TDD (1910.0 - 1930.0 MHz) Band 38, E-UTRA/TDD (2570.0 - 2620.0 MHz) Band 39, E-UTRA/TDD (1880.0 - 1920.0 MHz) Band 40, E-UTRA/TDD (2300.0 - 2400.0 MHz) Band 41, E-UTRA/TDD (2496.0 - 2690.0 MHz) Band 42, E-UTRA/TDD (3400.0 - 3600.0 MHz) Band 43, E-UTRA/TDD (3600.0 - 3800.0 MHz) Band 44, E-UTRA/TDD (703.0 - 803.0 MHz) Band 45, E-UTRA/FDD (1447.0 - 1467.0 MHz) Band 46, E-UTRA/FDD (5150.0 - 5925.0 MHz) Band 47, E-UTRA/TDD (5855.0 - 5925.0 MHz) Band 48, E-UTRA/TDD (3550.0 - 3700.0 MHz) Band 49, E-UTRA/TDD (3550.0 - 3700.0 MHz) Band 50, E-UTRA/TDD (1432.0 - 1517.0 MHz) Band 76, E-UTRA/FDD (3300.0 - 3400.0 MHz) Validation band (0.0 - 6000.0 MHz)
Detailed Specification:	Modulation Scheme: SC-FDMA Uplink-downlink configuration: 0 Special Subframe configuration: 7 Number of Frames: 1 Settings for UL Subframe: 2,3,4,7,8,9 Number of PUSCHs: 1 Modulation Scheme: QPSK Allocated RB: 50 Start Number of RB: 25 Data Type: PN9fix
Bandwidth:	20.0 MHz
Integration Time:	10.0 ms

¹ PAR (0.1%) in accordance with FCC KDB 971168, Section 6.0 "Measurement of the Peak-to-Average Power Ratio (PAPR)"

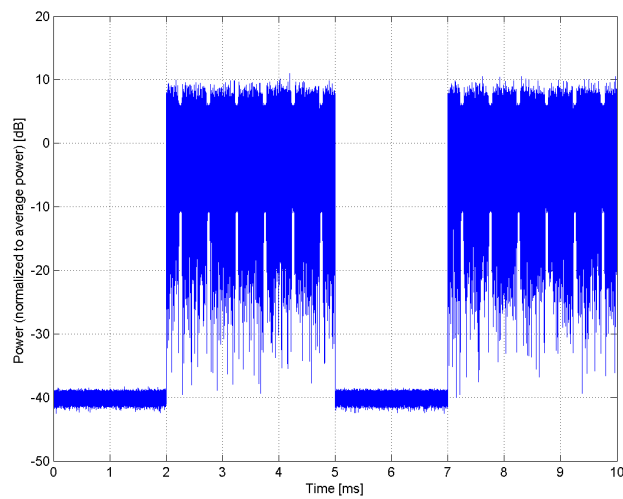
² Modulation Interference Factor (MIF) value valid only in conjunction with advanced probe response linearization calibration for the same communication system (same UID and version).



Complementary Cumulative Distribution Function (CCDF)



Frequency Domain



Time Domain

**Calibration Laboratory of
Schmid & Partner
Engineering AG**
Zeughausstrasse 43, 8004 Zurich, Switzerland

Name: **LTE-TDD (SC-FDMA, 100% RB, 1.4 MHz, QPSK, UL Subframe=2,3,4,7,8,9)**

Group: LTE-TDD
UID: 10497-AAB

PAR: ¹ **7.67 dB**
MIF: ² **-3.43 dB**

Standard Reference: 3GPP / ETSI TS 136.101 V8.4.0
3GPP / ETSI TS 136.213 V8.4.0
FCC OET KDB 941225 D05 SAR for LTE Devices v01

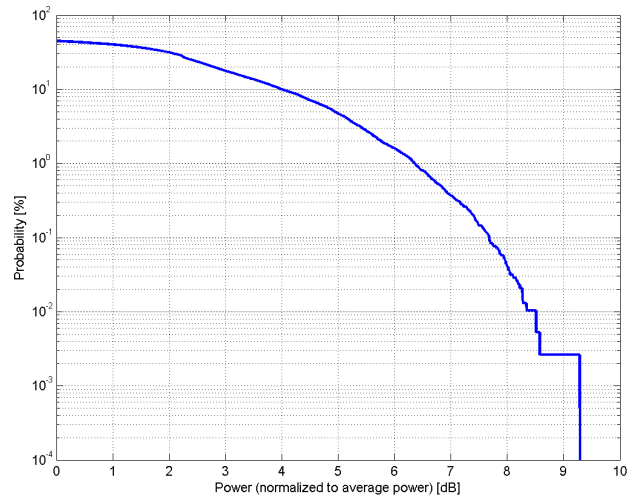
Category: Random amplitude modulation
Modulation: QPSK
Frequency Band: Band 35, E-UTRA/TDD (1850.0 - 1910.0 MHz)
Band 36, E-UTRA/TDD (1930.0 - 1990.0 MHz)
Band 53, E-UTRA/FDD (2483.5 - 2495.0 MHz)
Validation band (0.0 - 6000.0 MHz)

Detailed Specification: Modulation Scheme: SC-FDMA
Uplink-downlink configuration: 0
Special Subframe configuration: 7
Number of Frames: 1
Settings for UL Subframe: 2,3,4,7,8,9
Number of PUSCHs: 1
Modulation Scheme: QPSK
Allocated RB: 6
Start Number of RB: 0
Data Type: PN9fix

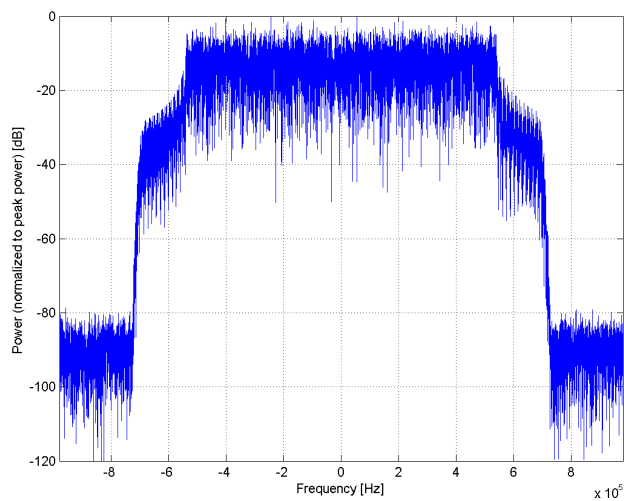
Bandwidth: 1.4 MHz
Integration Time: 10.0 ms

¹ PAR (0.1%) in accordance with FCC KDB 971168, Section 6.0 "Measurement of the Peak-to-Average Power Ratio (PAPR)"

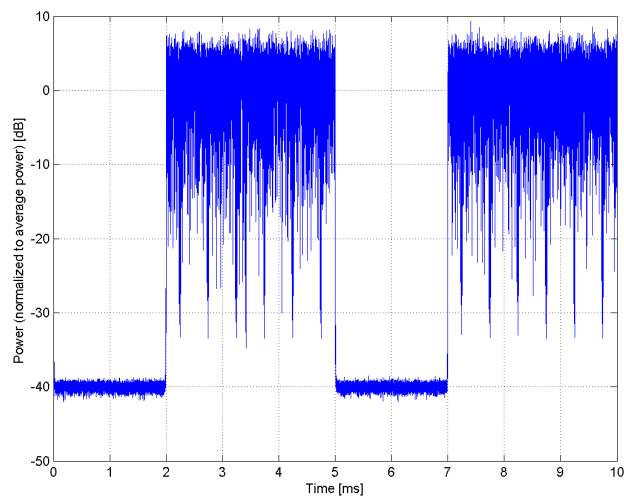
² Modulation Interference Factor (MIF) value valid only in conjunction with advanced probe response linearization calibration for the same communication system (same UID and version).



Complementary Cumulative Distribution Function (CCDF)



Frequency Domain



Time Domain

**Calibration Laboratory of
Schmid & Partner
Engineering AG**
Zeughausstrasse 43, 8004 Zurich, Switzerland

Name: **LTE-TDD (SC-FDMA, 100% RB, 1.4 MHz, 16-QAM, UL Subframe=2,3,4,7,8,9)**

Group: LTE-TDD
UID: 10498-AAB

PAR: ¹ **8.40 dB**
MIF: ² **-3.46 dB**

Standard Reference: 3GPP / ETSI TS 136.101 V8.4.0
3GPP / ETSI TS 136.213 V8.4.0
FCC OET KDB 941225 D05 SAR for LTE Devices v01

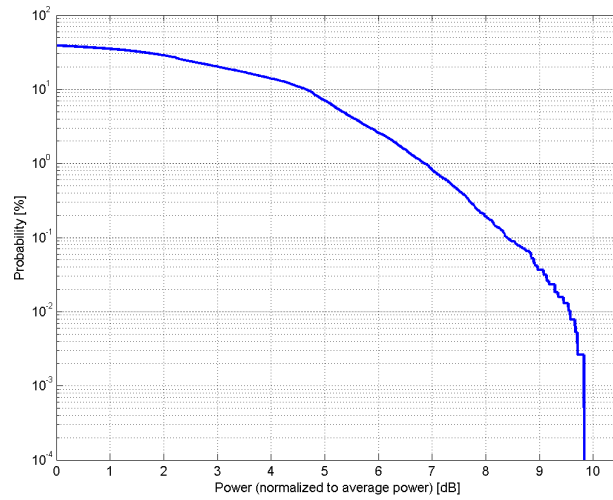
Category: Random amplitude modulation
Modulation: 16-QAM
Frequency Band: Band 35, E-UTRA/TDD (1850.0 - 1910.0 MHz)
Band 36, E-UTRA/TDD (1930.0 - 1990.0 MHz)
Band 53, E-UTRA/FDD (2483.5 - 2495.0 MHz)
Validation band (0.0 - 6000.0 MHz)

Detailed Specification: Modulation Scheme: SC-FDMA
Uplink-downlink configuration: 0
Special Subframe configuration: 7
Number of Frames: 1
Settings for UL Subframe: 2,3,4,7,8,9
Number of PUSCHs: 1
Modulation Scheme: QPSK
Allocated RB: 6
Start Number of RB: 0
Data Type: PN9fix

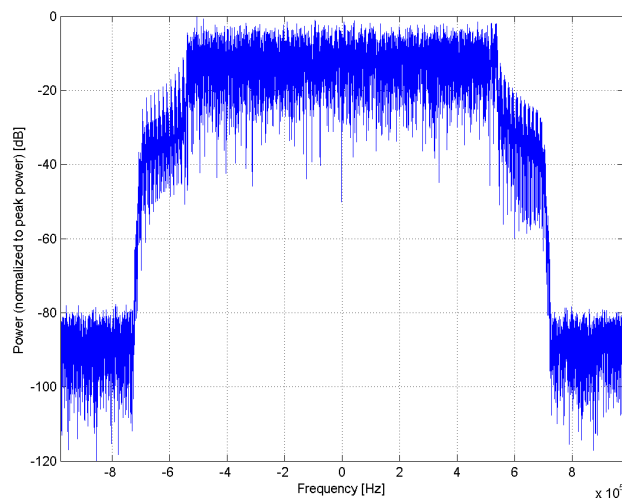
Bandwidth: 1.4 MHz
Integration Time: 10.0 ms

¹ PAR (0.1%) in accordance with FCC KDB 971168, Section 6.0 "Measurement of the Peak-to-Average Power Ratio (PAPR)"

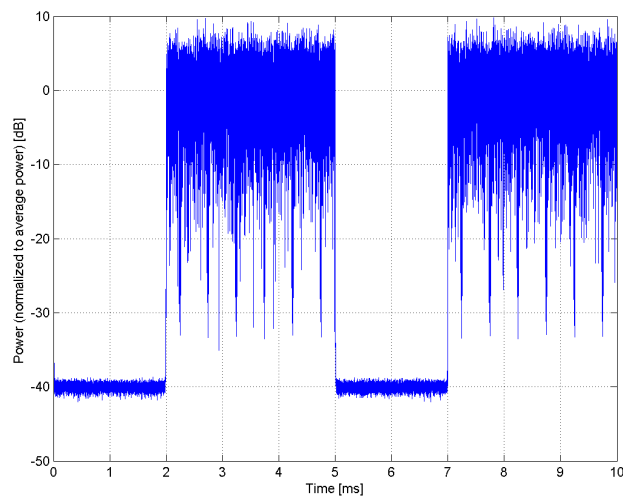
² Modulation Interference Factor (MIF) value valid only in conjunction with advanced probe response linearization calibration for the same communication system (same UID and version).



Complementary Cumulative Distribution Function (CCDF)



Frequency Domain



Time Domain

**Calibration Laboratory of
Schmid & Partner
Engineering AG**
Zeughausstrasse 43, 8004 Zurich, Switzerland

Name: **LTE-TDD (SC-FDMA, 100% RB, 1.4 MHz, 64-QAM, UL Subframe=2,3,4,7,8,9)**

Group: LTE-TDD
UID: 10499-AAB

PAR: ¹ **8.68 dB**
MIF: ² **-3.43 dB**

Standard Reference: 3GPP / ETSI TS 136.101 V8.4.0
3GPP / ETSI TS 136.213 V8.4.0
FCC OET KDB 941225 D05 SAR for LTE Devices v01

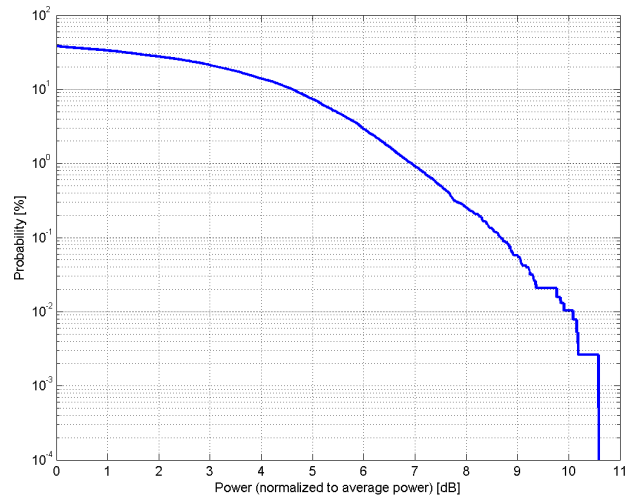
Category: Random amplitude modulation
Modulation: 64-QAM
Frequency Band: Band 35, E-UTRA/TDD (1850.0 - 1910.0 MHz)
Band 36, E-UTRA/TDD (1930.0 - 1990.0 MHz)
Band 53, E-UTRA/FDD (2483.5 - 2495.0 MHz)
Validation band (0.0 - 6000.0 MHz)

Detailed Specification: Modulation Scheme: SC-FDMA
Uplink-downlink configuration: 0
Special Subframe configuration: 7
Number of Frames: 1
Settings for UL Subframe: 2,3,4,7,8,9
Number of PUSCHs: 1
Modulation Scheme: QPSK
Allocated RB: 6
Start Number of RB: 0
Data Type: PN9fix

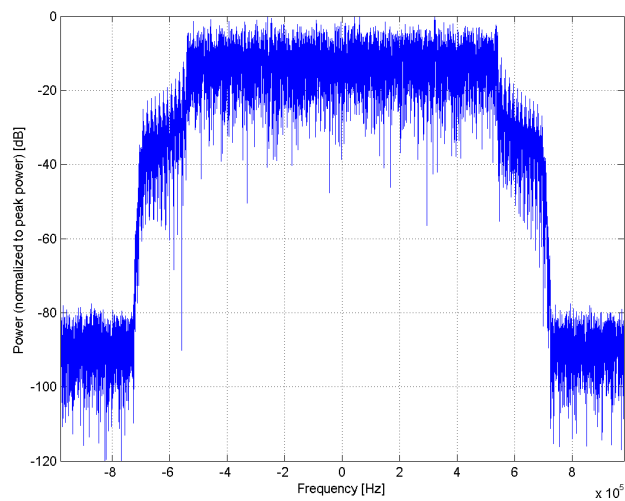
Bandwidth: 1.4 MHz
Integration Time: 10.0 ms

¹ PAR (0.1%) in accordance with FCC KDB 971168, Section 6.0 "Measurement of the Peak-to-Average Power Ratio (PAPR)"

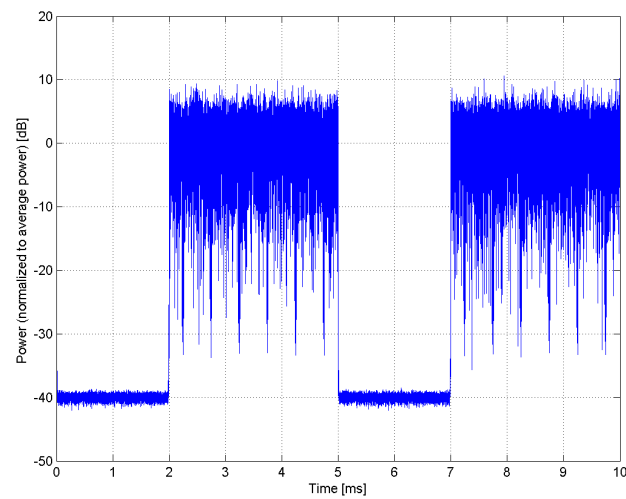
² Modulation Interference Factor (MIF) value valid only in conjunction with advanced probe response linearization calibration for the same communication system (same UID and version).



Complementary Cumulative Distribution Function (CCDF)



Frequency Domain



Time Domain

**Calibration Laboratory of
Schmid & Partner
Engineering AG**
Zeughausstrasse 43, 8004 Zurich, Switzerland

Name: **LTE-TDD (SC-FDMA, 100% RB, 3 MHz, QPSK, UL Subframe=2,3,4,7,8,9)**

Group: LTE-TDD
UID: 10500-AAC

PAR: ¹ **7.67 dB**
MIF: ² **-3.40 dB**

Standard Reference: 3GPP / ETSI TS 136.101 V8.4.0
3GPP / ETSI TS 136.213 V8.4.0
FCC OET KDB 941225 D05 SAR for LTE Devices v01

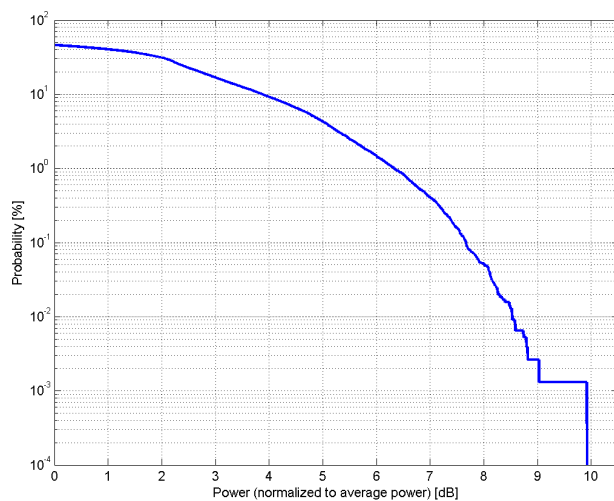
Category: Random amplitude modulation
Modulation: QPSK
Frequency Band: Band 35, E-UTRA/TDD (1850.0 - 1910.0 MHz)
Band 36, E-UTRA/TDD (1930.0 - 1990.0 MHz)
Band 44, E-UTRA/TDD (703.0 - 803.0 MHz)
Band 50, E-UTRA/TDD (1432.0 - 1517.0 MHz)
Band 51, E-UTRA/TDD (1427.0 - 1432.0 MHz)
Band 53, E-UTRA/FDD (2483.5 - 2495.0 MHz)
Validation band (0.0 - 6000.0 MHz)

Detailed Specification: Modulation Scheme: SC-FDMA
Uplink-downlink configuration: 0
Special Subframe configuration: 7
Number of Frames: 1
Settings for UL Subframe: 2,3,4,7,8,9
Number of PUSCHs: 1
Modulation Scheme: QPSK
Allocated RB: 15
Start Number of RB: 0
Data Type: PN9fix

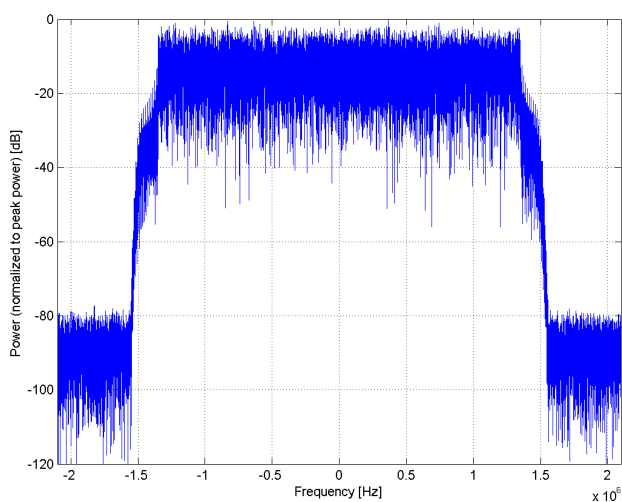
Bandwidth: 3.0 MHz
Integration Time: 10.0 ms

¹ PAR (0.1%) in accordance with FCC KDB 971168, Section 6.0 "Measurement of the Peak-to-Average Power Ratio (PAPR)"

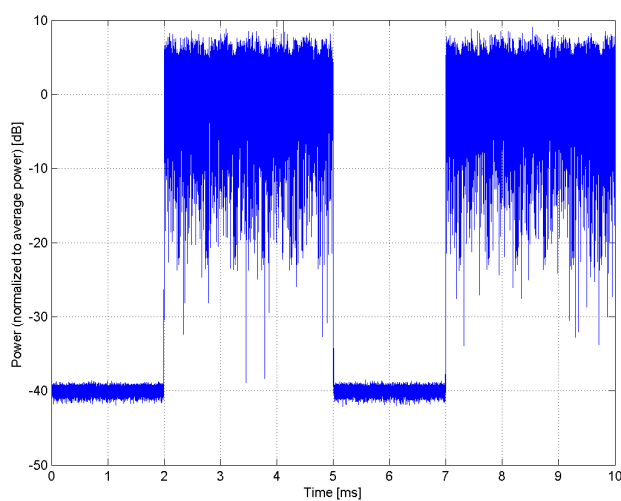
² Modulation Interference Factor (MIF) value valid only in conjunction with advanced probe response linearization calibration for the same communication system (same UID and version).



Complementary Cumulative Distribution Function (CCDF)



Frequency Domain



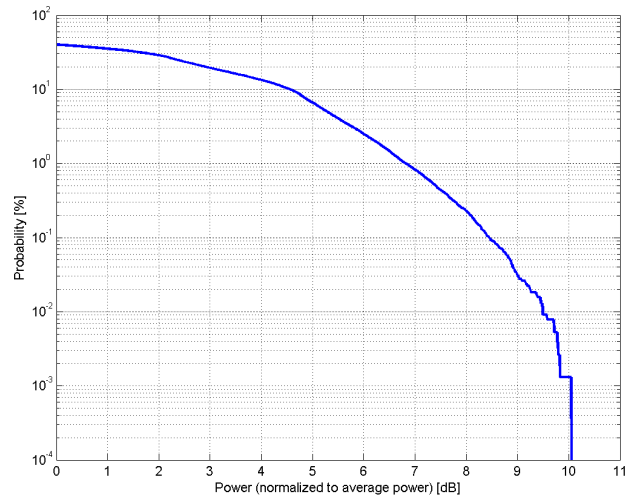
Time Domain

**Calibration Laboratory of
Schmid & Partner
Engineering AG**
Zeughausstrasse 43, 8004 Zurich, Switzerland

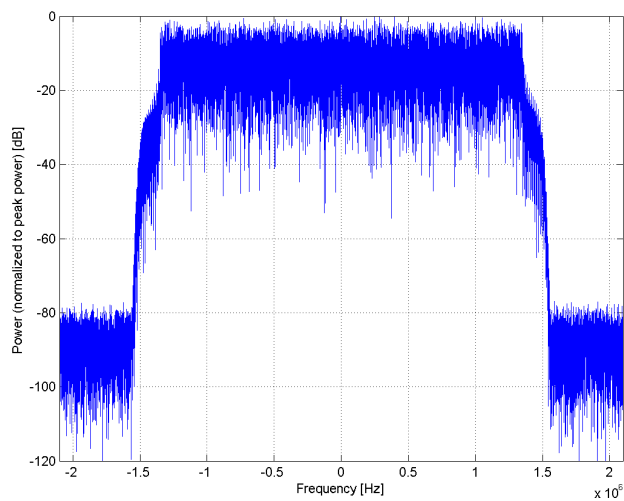
Name:	LTE-TDD (SC-FDMA, 100% RB, 3 MHz, 16-QAM, UL Subframe=2,3,4,7,8,9)
Group:	LTE-TDD
UID:	10501-AAC
PAR: ¹	8.44 dB
MIF: ²	-3.43 dB
Standard Reference:	3GPP / ETSI TS 136.101 V8.4.0 3GPP / ETSI TS 136.213 V8.4.0 FCC OET KDB 941225 D05 SAR for LTE Devices v01
Category:	Random amplitude modulation
Modulation:	16-QAM
Frequency Band:	Band 35, E-UTRA/TDD (1850.0 - 1910.0 MHz) Band 36, E-UTRA/TDD (1930.0 - 1990.0 MHz) Band 44, E-UTRA/TDD (703.0 - 803.0 MHz) Band 50, E-UTRA/TDD (1432.0 - 1517.0 MHz) Band 51, E-UTRA/TDD (1427.0 - 1432.0 MHz) Band 53, E-UTRA/FDD (2483.5 - 2495.0 MHz) Validation band (0.0 - 6000.0 MHz)
Detailed Specification:	Modulation Scheme: SC-FDMA Uplink-downlink configuration: 0 Special Subframe configuration: 7 Number of Frames: 1 Settings for UL Subframe: 2,3,4,7,8,9 Number of PUSCHs: 1 Modulation Scheme: QPSK Allocated RB: 15 Start Number of RB: 0 Data Type: PN9fix
Bandwidth:	3.0 MHz
Integration Time:	10.0 ms

¹ PAR (0.1%) in accordance with FCC KDB 971168, Section 6.0 "Measurement of the Peak-to-Average Power Ratio (PAPR)"

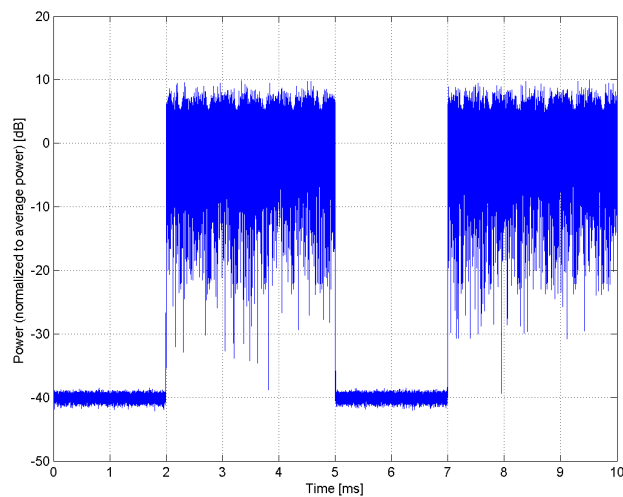
² Modulation Interference Factor (MIF) value valid only in conjunction with advanced probe response linearization calibration for the same communication system (same UID and version).



Complementary Cumulative Distribution Function (CCDF)



Frequency Domain



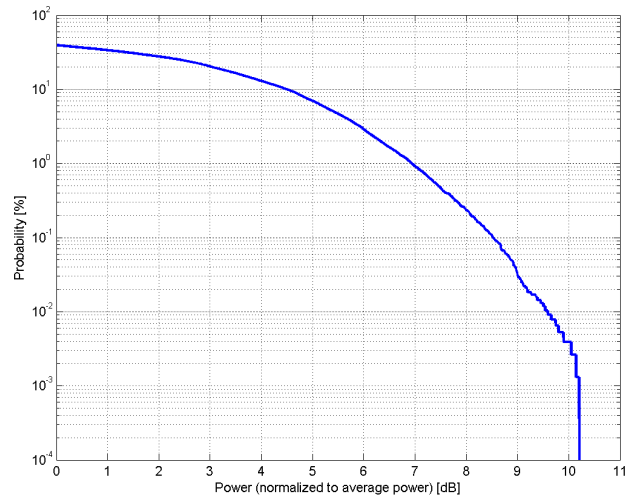
Time Domain

**Calibration Laboratory of
Schmid & Partner
Engineering AG**
Zeughausstrasse 43, 8004 Zurich, Switzerland

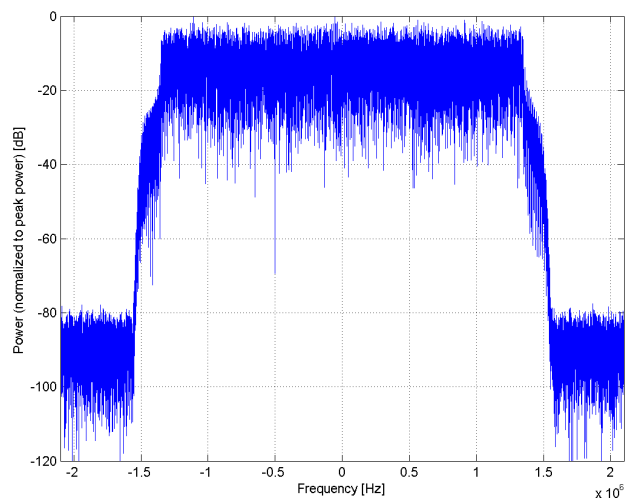
Name:	LTE-TDD (SC-FDMA, 100% RB, 3 MHz, 64-QAM, UL Subframe=2,3,4,7,8,9)
Group:	LTE-TDD
UID:	10502-AAC
PAR: ¹	8.52 dB
MIF: ²	-3.42 dB
Standard Reference:	3GPP / ETSI TS 136.101 V8.4.0 3GPP / ETSI TS 136.213 V8.4.0 FCC OET KDB 941225 D05 SAR for LTE Devices v01
Category:	Random amplitude modulation
Modulation:	64-QAM
Frequency Band:	Band 35, E-UTRA/TDD (1850.0 - 1910.0 MHz) Band 36, E-UTRA/TDD (1930.0 - 1990.0 MHz) Band 44, E-UTRA/TDD (703.0 - 803.0 MHz) Band 50, E-UTRA/TDD (1432.0 - 1517.0 MHz) Band 51, E-UTRA/TDD (1427.0 - 1432.0 MHz) Band 53, E-UTRA/FDD (2483.5 - 2495.0 MHz) Validation band (0.0 - 6000.0 MHz)
Detailed Specification:	Modulation Scheme: SC-FDMA Uplink-downlink configuration: 0 Special Subframe configuration: 7 Number of Frames: 1 Settings for UL Subframe: 2,3,4,7,8,9 Number of PUSCHs: 1 Modulation Scheme: QPSK Allocated RB: 15 Start Number of RB: 0 Data Type: PN9fix
Bandwidth:	3.0 MHz
Integration Time:	10.0 ms

¹ PAR (0.1%) in accordance with FCC KDB 971168, Section 6.0 "Measurement of the Peak-to-Average Power Ratio (PAPR)"

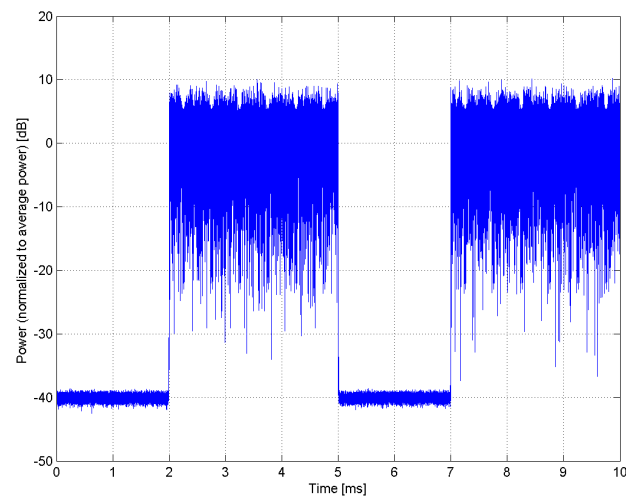
² Modulation Interference Factor (MIF) value valid only in conjunction with advanced probe response linearization calibration for the same communication system (same UID and version).



Complementary Cumulative Distribution Function (CCDF)



Frequency Domain



Time Domain

**Calibration Laboratory of
Schmid & Partner
Engineering AG**
Zeughausstrasse 43, 8004 Zurich, Switzerland

Name: **LTE-TDD (SC-FDMA, 100% RB, 5 MHz, QPSK, UL Subframe=2,3,4,7,8,9)**

Group: LTE-TDD
UID: 10503-AAF

PAR: ¹ **7.72 dB**
MIF: ² **-3.40 dB**

Standard Reference: 3GPP / ETSI TS 136.101 V8.4.0
3GPP / ETSI TS 136.213 V8.4.0
FCC OET KDB 941225 D05 SAR for LTE Devices v01

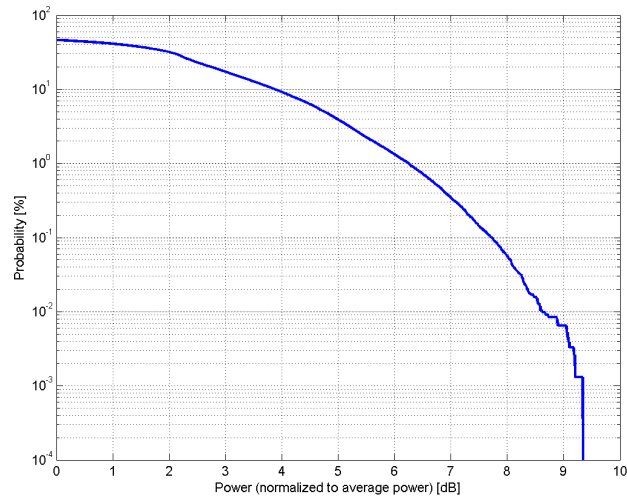
Category: Random amplitude modulation
Modulation: QPSK
Frequency Band: Band 33, E-UTRA/TDD (1900.0 - 1920.0 MHz)
Band 34, E-UTRA/TDD (2010.0 - 2025.0 MHz)
Band 35, E-UTRA/TDD (1850.0 - 1910.0 MHz)
Band 36, E-UTRA/TDD (1930.0 - 1990.0 MHz)
Band 37, E-UTRA/TDD (1910.0 - 1930.0 MHz)
Band 38, E-UTRA/TDD (2570.0 - 2620.0 MHz)
Band 39, E-UTRA/TDD (1880.0 - 1920.0 MHz)
Band 40, E-UTRA/TDD (2300.0 - 2400.0 MHz)
Band 41, E-UTRA/TDD (2496.0 - 2690.0 MHz)
Band 42, E-UTRA/TDD (3400.0 - 3600.0 MHz)
Band 43, E-UTRA/TDD (3600.0 - 3800.0 MHz)
Band 44, E-UTRA/TDD (703.0 - 803.0 MHz)
Band 45, E-UTRA/FDD (1447.0 - 1467.0 MHz)
Band 48, E-UTRA/TDD (3550.0 - 3700.0 MHz)
Band 50, E-UTRA/TDD (1432.0 - 1517.0 MHz)
Band 51, E-UTRA/TDD (1427.0 - 1432.0 MHz)
Band 52, E-UTRA/FDD (3300.0 - 3400.0 MHz)
Band 53, E-UTRA/FDD (2483.5 - 2495.0 MHz)
Validation band (0.0 - 6000.0 MHz)

Detailed Specification: Modulation Scheme: SC-FDMA
Uplink-downlink configuration: 0
Special Subframe configuration: 7
Number of Frames: 1
Settings for UL Subframe: 2,3,4,7,8,9
Number of PUSCHs: 1
Modulation Scheme: QPSK
Allocated RB: 25
Start Number of RB: 0
Data Type: PN9fix

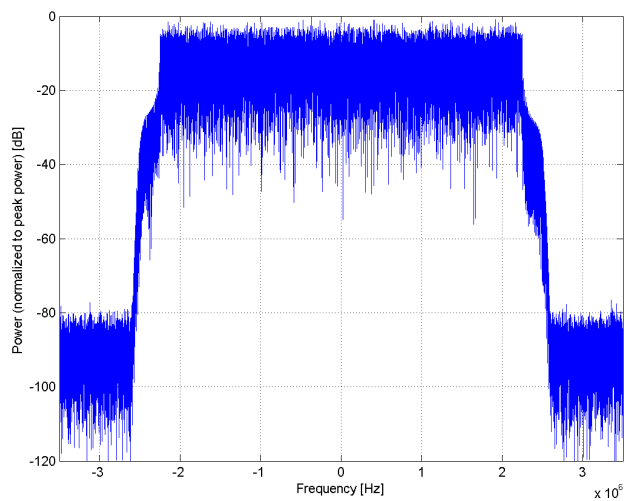
Bandwidth: 5.0 MHz
Integration Time: 10.0 ms

¹ PAR (0.1%) in accordance with FCC KDB 971168, Section 6.0 "Measurement of the Peak-to-Average Power Ratio (PAPR)"

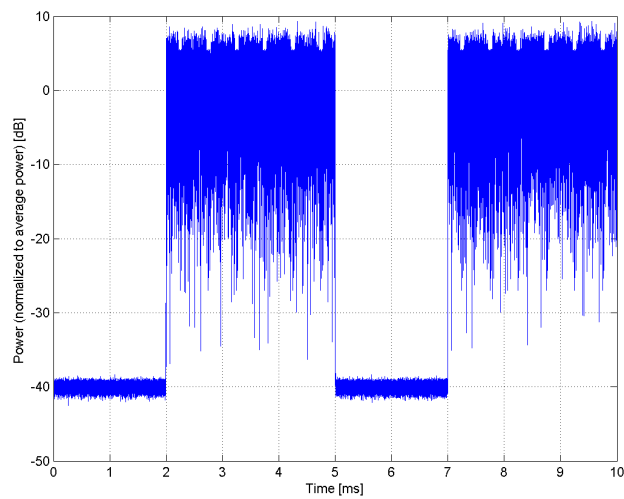
² Modulation Interference Factor (MIF) value valid only in conjunction with advanced probe response linearization calibration for the same communication system (same UID and version).



Complementary Cumulative Distribution Function (CCDF)



Frequency Domain



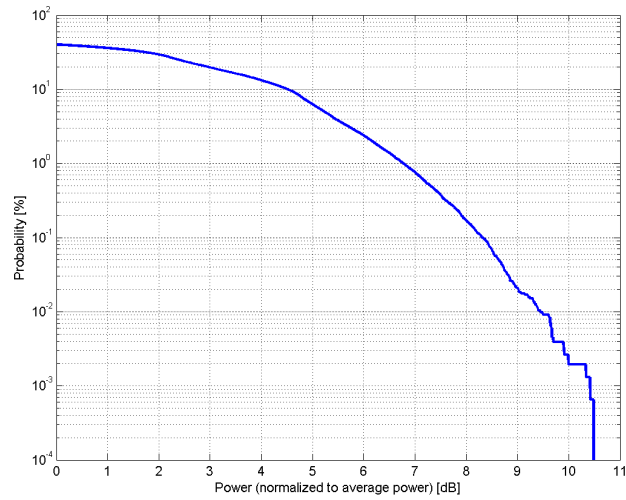
Time Domain

**Calibration Laboratory of
Schmid & Partner
Engineering AG**
Zeughausstrasse 43, 8004 Zurich, Switzerland

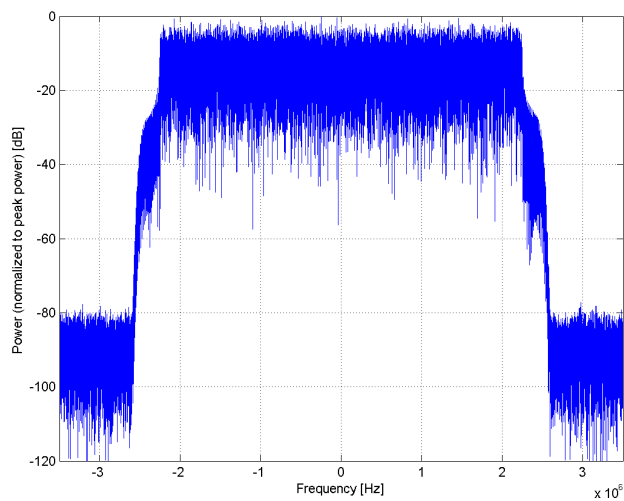
Name:	LTE-TDD (SC-FDMA, 100% RB, 5 MHz, 16-QAM, UL Subframe=2,3,4,7,8,9)
Group:	LTE-TDD
UID:	10504-AAF
PAR: ¹	8.31 dB
MIF: ²	-3.43 dB
Standard Reference:	3GPP / ETSI TS 136.101 V8.4.0 3GPP / ETSI TS 136.213 V8.4.0 FCC OET KDB 941225 D05 SAR for LTE Devices v01
Category:	Random amplitude modulation
Modulation:	16-QAM
Frequency Band:	Band 33, E-UTRA/TDD (1900.0 - 1920.0 MHz) Band 34, E-UTRA/TDD (2010.0 - 2025.0 MHz) Band 35, E-UTRA/TDD (1850.0 - 1910.0 MHz) Band 36, E-UTRA/TDD (1930.0 - 1990.0 MHz) Band 37, E-UTRA/TDD (1910.0 - 1930.0 MHz) Band 38, E-UTRA/TDD (2570.0 - 2620.0 MHz) Band 39, E-UTRA/TDD (1880.0 - 1920.0 MHz) Band 40, E-UTRA/TDD (2300.0 - 2400.0 MHz) Band 41, E-UTRA/TDD (2496.0 - 2690.0 MHz) Band 42, E-UTRA/TDD (3400.0 - 3600.0 MHz) Band 43, E-UTRA/TDD (3600.0 - 3800.0 MHz) Band 44, E-UTRA/TDD (703.0 - 803.0 MHz) Band 45, E-UTRA/FDD (1447.0 - 1467.0 MHz) Band 48, E-UTRA/TDD (3550.0 - 3700.0 MHz) Band 50, E-UTRA/TDD (1432.0 - 1517.0 MHz) Band 51, E-UTRA/TDD (1427.0 - 1432.0 MHz) Band 52, E-UTRA/FDD (3300.0 - 3400.0 MHz) Band 53, E-UTRA/FDD (2483.5 - 2495.0 MHz) Validation band (0.0 - 6000.0 MHz)
Detailed Specification:	Modulation Scheme: SC-FDMA Uplink-downlink configuration: 0 Special Subframe configuration: 7 Number of Frames: 1 Settings for UL Subframe: 2,3,4,7,8,9 Number of PUSCHs: 1 Modulation Scheme: QPSK Allocated RB: 25 Start Number of RB: 0 Data Type: PN9fix
Bandwidth:	5.0 MHz
Integration Time:	10.0 ms

¹ PAR (0.1%) in accordance with FCC KDB 971168, Section 6.0 "Measurement of the Peak-to-Average Power Ratio (PAPR)"

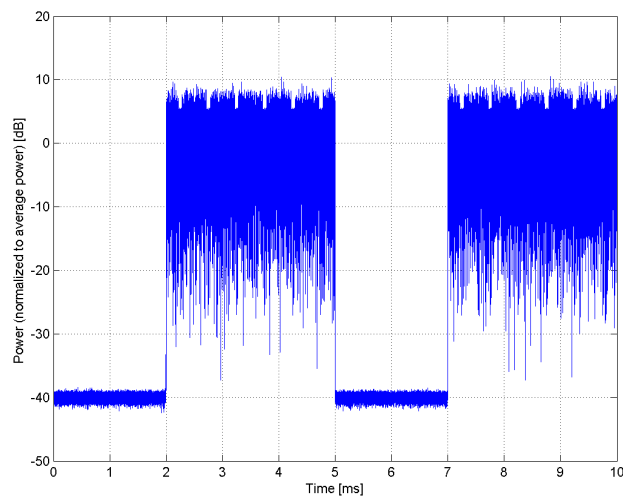
² Modulation Interference Factor (MIF) value valid only in conjunction with advanced probe response linearization calibration for the same communication system (same UID and version).



Complementary Cumulative Distribution Function (CCDF)



Frequency Domain



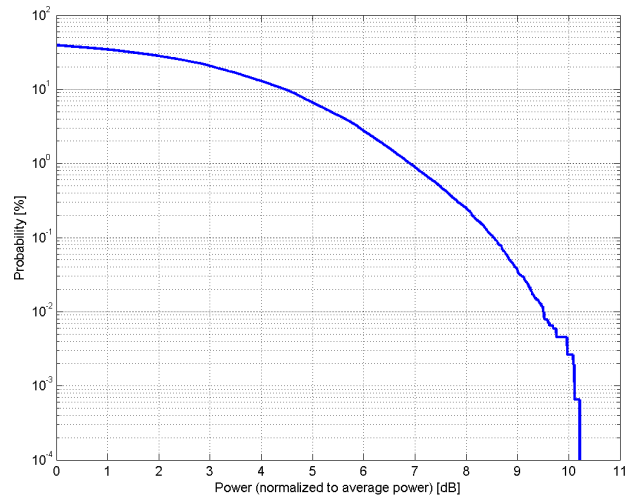
Time Domain

**Calibration Laboratory of
Schmid & Partner
Engineering AG**
Zeughausstrasse 43, 8004 Zurich, Switzerland

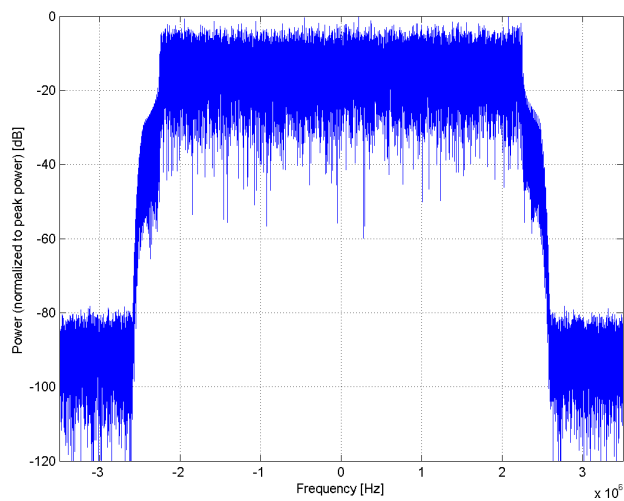
Name:	LTE-TDD (SC-FDMA, 100% RB, 5 MHz, 64-QAM, UL Subframe=2,3,4,7,8,9)
Group:	LTE-TDD
UID:	10505-AAF
PAR: ¹	8.54 dB
MIF: ²	-3.41 dB
Standard Reference:	3GPP / ETSI TS 136.101 V8.4.0 3GPP / ETSI TS 136.213 V8.4.0 FCC OET KDB 941225 D05 SAR for LTE Devices v01
Category:	Random amplitude modulation
Modulation:	64-QAM
Frequency Band:	Band 33, E-UTRA/TDD (1900.0 - 1920.0 MHz) Band 34, E-UTRA/TDD (2010.0 - 2025.0 MHz) Band 35, E-UTRA/TDD (1850.0 - 1910.0 MHz) Band 36, E-UTRA/TDD (1930.0 - 1990.0 MHz) Band 37, E-UTRA/TDD (1910.0 - 1930.0 MHz) Band 38, E-UTRA/TDD (2570.0 - 2620.0 MHz) Band 39, E-UTRA/TDD (1880.0 - 1920.0 MHz) Band 40, E-UTRA/TDD (2300.0 - 2400.0 MHz) Band 41, E-UTRA/TDD (2496.0 - 2690.0 MHz) Band 42, E-UTRA/TDD (3400.0 - 3600.0 MHz) Band 43, E-UTRA/TDD (3600.0 - 3800.0 MHz) Band 44, E-UTRA/TDD (703.0 - 803.0 MHz) Band 45, E-UTRA/FDD (1447.0 - 1467.0 MHz) Band 48, E-UTRA/TDD (3550.0 - 3700.0 MHz) Band 50, E-UTRA/TDD (1432.0 - 1517.0 MHz) Band 51, E-UTRA/TDD (1427.0 - 1432.0 MHz) Band 52, E-UTRA/FDD (3300.0 - 3400.0 MHz) Band 53, E-UTRA/FDD (2483.5 - 2495.0 MHz) Validation band (0.0 - 6000.0 MHz)
Detailed Specification:	Modulation Scheme: SC-FDMA Uplink-downlink configuration: 0 Special Subframe configuration: 7 Number of Frames: 1 Settings for UL Subframe: 2,3,4,7,8,9 Number of PUSCHs: 1 Modulation Scheme: QPSK Allocated RB: 25 Start Number of RB: 0 Data Type: PN9fix
Bandwidth:	5.0 MHz
Integration Time:	10.0 ms

¹ PAR (0.1%) in accordance with FCC KDB 971168, Section 6.0 "Measurement of the Peak-to-Average Power Ratio (PAPR)"

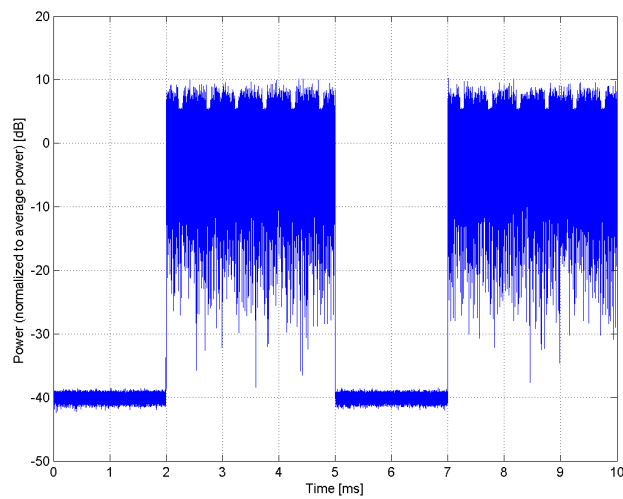
² Modulation Interference Factor (MIF) value valid only in conjunction with advanced probe response linearization calibration for the same communication system (same UID and version).



Complementary Cumulative Distribution Function (CCDF)



Frequency Domain



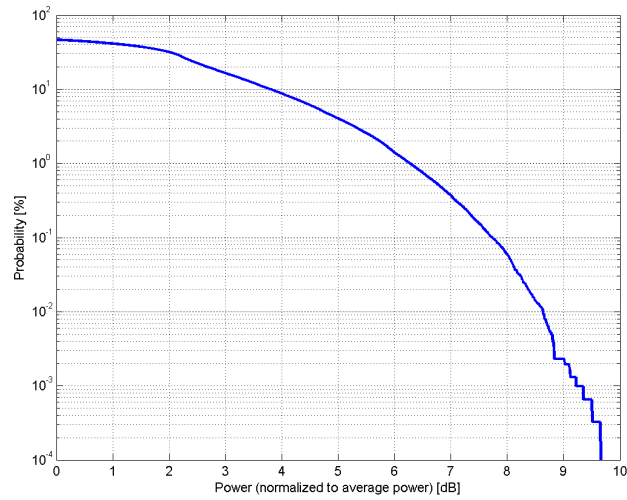
Time Domain

**Calibration Laboratory of
Schmid & Partner
Engineering AG**
Zeughausstrasse 43, 8004 Zurich, Switzerland

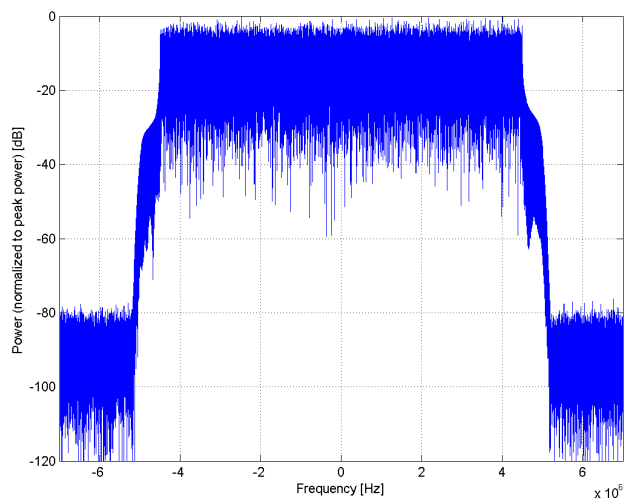
Name:	LTE-TDD (SC-FDMA, 100% RB, 10 MHz, QPSK, UL Subframe=2,3,4,7,8,9)
Group:	LTE-TDD
UID:	10506-AAF
PAR: ¹	7.74 dB
MIF: ²	-3.40 dB
Standard Reference:	3GPP / ETSI TS 136.101 V8.4.0 3GPP / ETSI TS 136.213 V8.4.0 FCC OET KDB 941225 D05 SAR for LTE Devices v01
Category:	Random amplitude modulation
Modulation:	QPSK
Frequency Band:	Band 33, E-UTRA/TDD (1900.0 - 1920.0 MHz) Band 34, E-UTRA/TDD (2010.0 - 2025.0 MHz) Band 35, E-UTRA/TDD (1850.0 - 1910.0 MHz) Band 36, E-UTRA/TDD (1930.0 - 1990.0 MHz) Band 37, E-UTRA/TDD (1910.0 - 1930.0 MHz) Band 38, E-UTRA/TDD (2570.0 - 2620.0 MHz) Band 39, E-UTRA/TDD (1880.0 - 1920.0 MHz) Band 40, E-UTRA/TDD (2300.0 - 2400.0 MHz) Band 41, E-UTRA/TDD (2496.0 - 2690.0 MHz) Band 42, E-UTRA/TDD (3400.0 - 3600.0 MHz) Band 43, E-UTRA/TDD (3600.0 - 3800.0 MHz) Band 44, E-UTRA/TDD (703.0 - 803.0 MHz) Band 45, E-UTRA/FDD (1447.0 - 1467.0 MHz) Band 46, E-UTRA/FDD (5150.0 - 5925.0 MHz) Band 47, E-UTRA/TDD (5855.0 - 5925.0 MHz) Band 48, E-UTRA/TDD (3550.0 - 3700.0 MHz) Band 49, E-UTRA/TDD (3550.0 - 3700.0 MHz) Band 50, E-UTRA/TDD (1432.0 - 1517.0 MHz) Band 52, E-UTRA/FDD (3300.0 - 3400.0 MHz) Band 53, E-UTRA/FDD (2483.5 - 2495.0 MHz) Validation band (0.0 - 6000.0 MHz)
Detailed Specification:	Modulation Scheme: SC-FDMA Uplink-downlink configuration: 0 Special Subframe configuration: 7 Number of Frames: 1 Settings for UL Subframe: 2,3,4,7,8,9 Number of PUSCHs: 1 Modulation Scheme: QPSK Allocated RB: 50 Start Number of RB: 0 Data Type: PN9fix
Bandwidth:	10.0 MHz
Integration Time:	10.0 ms

¹ PAR (0.1%) in accordance with FCC KDB 971168, Section 6.0 "Measurement of the Peak-to-Average Power Ratio (PAPR)"

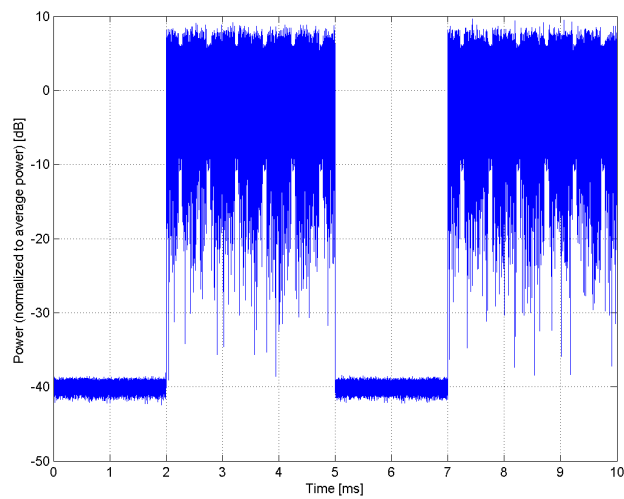
² Modulation Interference Factor (MIF) value valid only in conjunction with advanced probe response linearization calibration for the same communication system (same UID and version).



Complementary Cumulative Distribution Function (CCDF)



Frequency Domain



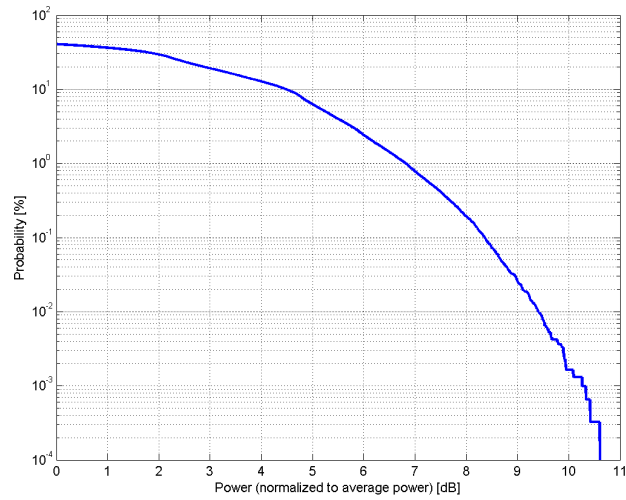
Time Domain

**Calibration Laboratory of
Schmid & Partner
Engineering AG**
Zeughausstrasse 43, 8004 Zurich, Switzerland

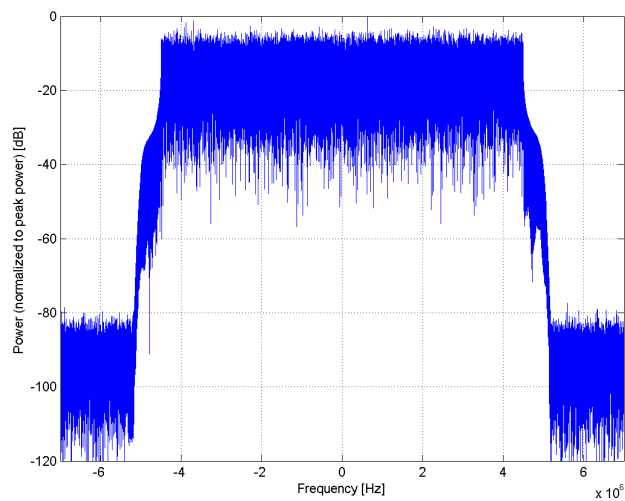
Name:	LTE-TDD (SC-FDMA, 100% RB, 10 MHz, 16-QAM, UL Subframe=2,3,4,7,8,9)
Group:	LTE-TDD
UID:	10507-AAF
PAR: ¹	8.36 dB
MIF: ²	-3.41 dB
Standard Reference:	3GPP / ETSI TS 136.101 V8.4.0 3GPP / ETSI TS 136.213 V8.4.0 FCC OET KDB 941225 D05 SAR for LTE Devices v01
Category:	Random amplitude modulation
Modulation:	16-QAM
Frequency Band:	Band 33, E-UTRA/TDD (1900.0 - 1920.0 MHz) Band 34, E-UTRA/TDD (2010.0 - 2025.0 MHz) Band 35, E-UTRA/TDD (1850.0 - 1910.0 MHz) Band 36, E-UTRA/TDD (1930.0 - 1990.0 MHz) Band 37, E-UTRA/TDD (1910.0 - 1930.0 MHz) Band 38, E-UTRA/TDD (2570.0 - 2620.0 MHz) Band 39, E-UTRA/TDD (1880.0 - 1920.0 MHz) Band 40, E-UTRA/TDD (2300.0 - 2400.0 MHz) Band 41, E-UTRA/TDD (2496.0 - 2690.0 MHz) Band 42, E-UTRA/TDD (3400.0 - 3600.0 MHz) Band 43, E-UTRA/TDD (3600.0 - 3800.0 MHz) Band 44, E-UTRA/TDD (703.0 - 803.0 MHz) Band 45, E-UTRA/FDD (1447.0 - 1467.0 MHz) Band 46, E-UTRA/FDD (5150.0 - 5925.0 MHz) Band 47, E-UTRA/TDD (5855.0 - 5925.0 MHz) Band 48, E-UTRA/TDD (3550.0 - 3700.0 MHz) Band 49, E-UTRA/TDD (3550.0 - 3700.0 MHz) Band 50, E-UTRA/TDD (1432.0 - 1517.0 MHz) Band 52, E-UTRA/FDD (3300.0 - 3400.0 MHz) Band 53, E-UTRA/FDD (2483.5 - 2495.0 MHz) Validation band (0.0 - 6000.0 MHz)
Detailed Specification:	Modulation Scheme: SC-FDMA Uplink-downlink configuration: 0 Special Subframe configuration: 7 Number of Frames: 1 Settings for UL Subframe: 2,3,4,7,8,9 Number of PUSCHs: 1 Modulation Scheme: QPSK Allocated RB: 50 Start Number of RB: 0 Data Type: PN9fix
Bandwidth:	10.0 MHz
Integration Time:	10.0 ms

¹ PAR (0.1%) in accordance with FCC KDB 971168, Section 6.0 "Measurement of the Peak-to-Average Power Ratio (PAPR)"

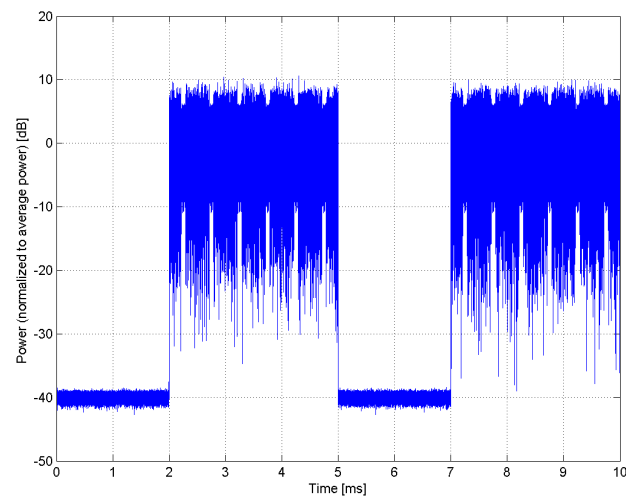
² Modulation Interference Factor (MIF) value valid only in conjunction with advanced probe response linearization calibration for the same communication system (same UID and version).



Complementary Cumulative Distribution Function (CCDF)



Frequency Domain



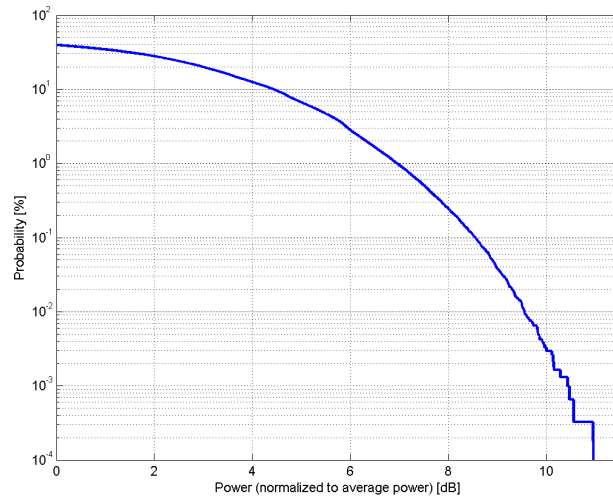
Time Domain

**Calibration Laboratory of
Schmid & Partner
Engineering AG**
Zeughausstrasse 43, 8004 Zurich, Switzerland

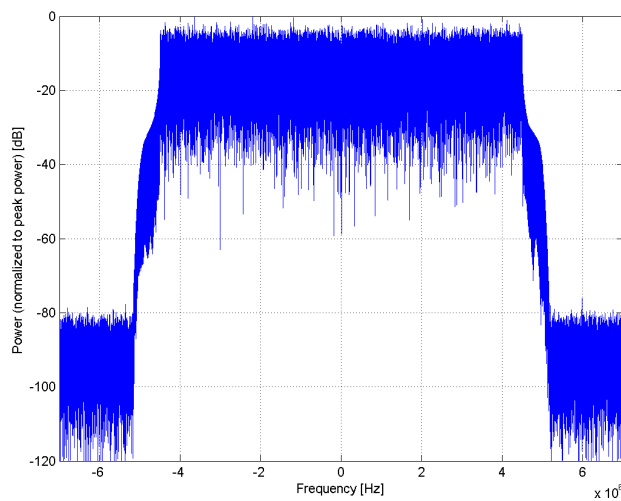
Name:	LTE-TDD (SC-FDMA, 100% RB, 10 MHz, 64-QAM, UL Subframe=2,3,4,7,8,9)
Group:	LTE-TDD
UID:	10508-AAF
PAR: ¹	8.55 dB
MIF: ²	-3.43 dB
Standard Reference:	3GPP / ETSI TS 136.101 V8.4.0 3GPP / ETSI TS 136.213 V8.4.0 FCC OET KDB 941225 D05 SAR for LTE Devices v01
Category:	Random amplitude modulation
Modulation:	64-QAM
Frequency Band:	Band 33, E-UTRA/TDD (1900.0 - 1920.0 MHz) Band 34, E-UTRA/TDD (2010.0 - 2025.0 MHz) Band 35, E-UTRA/TDD (1850.0 - 1910.0 MHz) Band 36, E-UTRA/TDD (1930.0 - 1990.0 MHz) Band 37, E-UTRA/TDD (1910.0 - 1930.0 MHz) Band 38, E-UTRA/TDD (2570.0 - 2620.0 MHz) Band 39, E-UTRA/TDD (1880.0 - 1920.0 MHz) Band 40, E-UTRA/TDD (2300.0 - 2400.0 MHz) Band 41, E-UTRA/TDD (2496.0 - 2690.0 MHz) Band 42, E-UTRA/TDD (3400.0 - 3600.0 MHz) Band 43, E-UTRA/TDD (3600.0 - 3800.0 MHz) Band 44, E-UTRA/TDD (703.0 - 803.0 MHz) Band 45, E-UTRA/FDD (1447.0 - 1467.0 MHz) Band 46, E-UTRA/FDD (5150.0 - 5925.0 MHz) Band 47, E-UTRA/TDD (5855.0 - 5925.0 MHz) Band 48, E-UTRA/TDD (3550.0 - 3700.0 MHz) Band 49, E-UTRA/TDD (3550.0 - 3700.0 MHz) Band 50, E-UTRA/TDD (1432.0 - 1517.0 MHz) Band 52, E-UTRA/FDD (3300.0 - 3400.0 MHz) Band 53, E-UTRA/FDD (2483.5 - 2495.0 MHz) Validation band (0.0 - 6000.0 MHz)
Detailed Specification:	Modulation Scheme: SC-FDMA Uplink-downlink configuration: 0 Special Subframe configuration: 7 Number of Frames: 1 Settings for UL Subframe: 2,3,4,7,8,9 Number of PUSCHs: 1 Modulation Scheme: QPSK Allocated RB: 50 Start Number of RB: 0 Data Type: PN9fix
Bandwidth:	10.0 MHz
Integration Time:	10.0 ms

¹ PAR (0.1%) in accordance with FCC KDB 971168, Section 6.0 "Measurement of the Peak-to-Average Power Ratio (PAPR)"

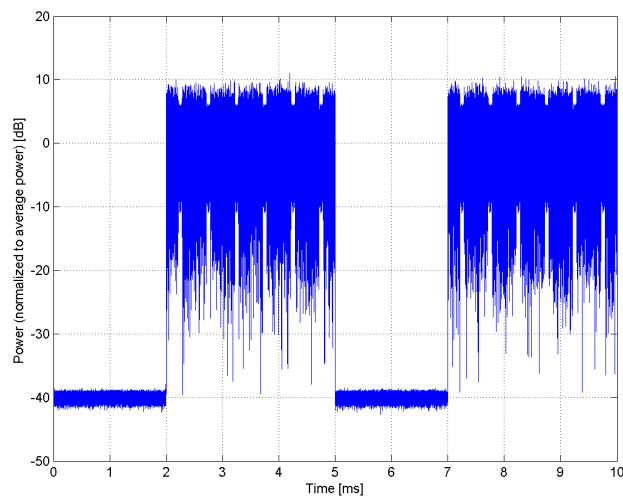
² Modulation Interference Factor (MIF) value valid only in conjunction with advanced probe response linearization calibration for the same communication system (same UID and version).



Complementary Cumulative Distribution Function (CCDF)



Frequency Domain



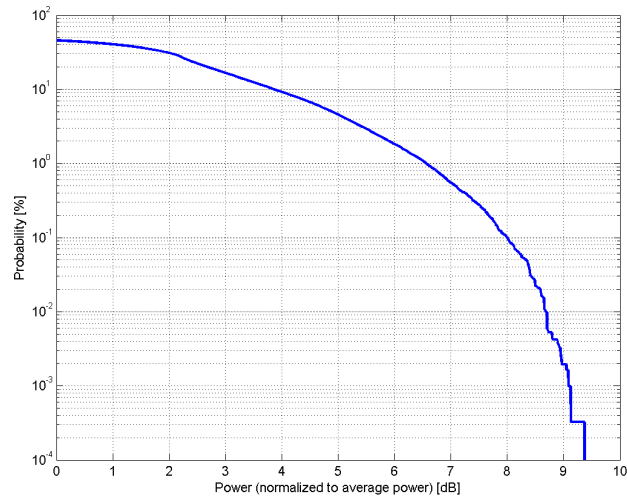
Time Domain

**Calibration Laboratory of
Schmid & Partner
Engineering AG**
Zeughausstrasse 43, 8004 Zurich, Switzerland

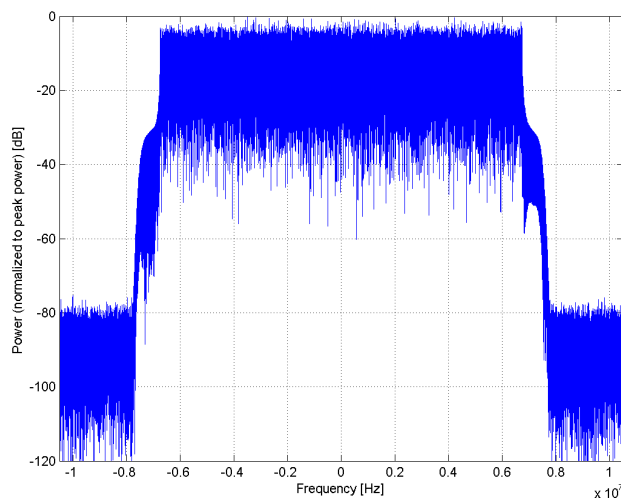
Name:	LTE-TDD (SC-FDMA, 100% RB, 15 MHz, QPSK, UL Subframe=2,3,4,7,8,9)
Group:	LTE-TDD
UID:	10509-AAE
PAR: ¹	7.99 dB
MIF: ²	-3.42 dB
Standard Reference:	3GPP / ETSI TS 136.101 V8.4.0 3GPP / ETSI TS 136.213 V8.4.0 FCC OET KDB 941225 D05 SAR for LTE Devices v01 Random amplitude modulation
Category:	QPSK
Modulation:	QPSK
Frequency Band:	Band 33, E-UTRA/TDD (1900.0 - 1920.0 MHz) Band 34, E-UTRA/TDD (2010.0 - 2025.0 MHz) Band 35, E-UTRA/TDD (1850.0 - 1910.0 MHz) Band 36, E-UTRA/TDD (1930.0 - 1990.0 MHz) Band 37, E-UTRA/TDD (1910.0 - 1930.0 MHz) Band 38, E-UTRA/TDD (2570.0 - 2620.0 MHz) Band 39, E-UTRA/TDD (1880.0 - 1920.0 MHz) Band 40, E-UTRA/TDD (2300.0 - 2400.0 MHz) Band 41, E-UTRA/TDD (2496.0 - 2690.0 MHz) Band 42, E-UTRA/TDD (3400.0 - 3600.0 MHz) Band 43, E-UTRA/TDD (3600.0 - 3800.0 MHz) Band 44, E-UTRA/TDD (703.0 - 803.0 MHz) Band 45, E-UTRA/FDD (1447.0 - 1467.0 MHz) Band 48, E-UTRA/TDD (3550.0 - 3700.0 MHz) Band 50, E-UTRA/TDD (1432.0 - 1517.0 MHz) Band 76, E-UTRA/FDD (3300.0 - 3400.0 MHz) Validation band (0.0 - 6000.0 MHz)
Detailed Specification:	Modulation Scheme: SC-FDMA Uplink-downlink configuration: 0 Special Subframe configuration: 7 Number of Frames: 1 Settings for UL Subframe: 2,3,4,7,8,9 Number of PUSCHs: 1 Modulation Scheme: QPSK Allocated RB: 75 Start Number of RB: 0 Data Type: PN9fix
Bandwidth:	15.0 MHz
Integration Time:	10.0 ms

¹ PAR (0.1%) in accordance with FCC KDB 971168, Section 6.0 "Measurement of the Peak-to-Average Power Ratio (PAPR)"

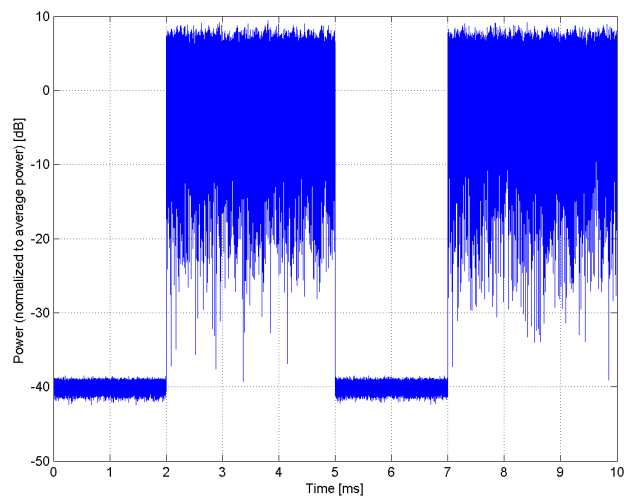
² Modulation Interference Factor (MIF) value valid only in conjunction with advanced probe response linearization calibration for the same communication system (same UID and version).



Complementary Cumulative Distribution Function (CCDF)



Frequency Domain



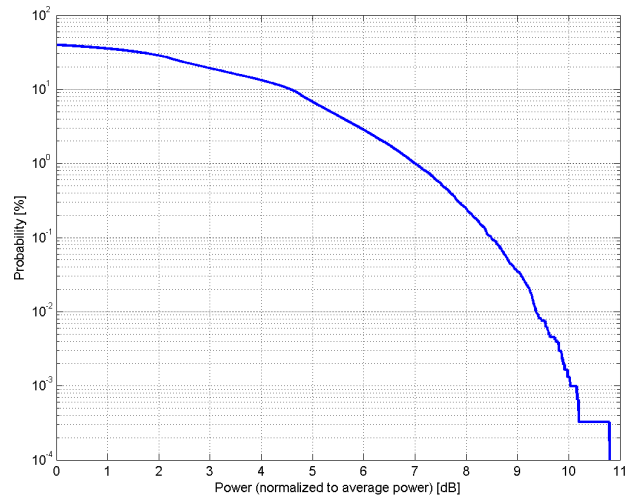
Time Domain

**Calibration Laboratory of
Schmid & Partner
Engineering AG**
Zeughausstrasse 43, 8004 Zurich, Switzerland

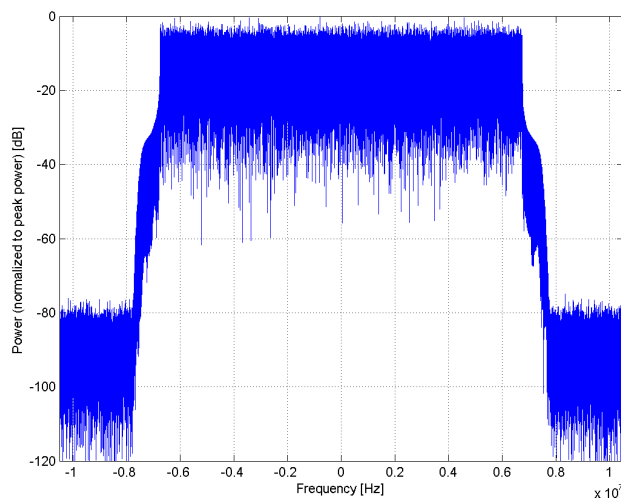
Name:	LTE-TDD (SC-FDMA, 100% RB, 15 MHz, 16-QAM, UL Subframe=2,3,4,7,8,9)
Group:	LTE-TDD
UID:	10510-AAE
PAR: ¹	8.49 dB
MIF: ²	-3.43 dB
Standard Reference:	3GPP / ETSI TS 136.101 V8.4.0 3GPP / ETSI TS 136.213 V8.4.0 FCC OET KDB 941225 D05 SAR for LTE Devices v01 Random amplitude modulation
Category:	16-QAM
Modulation:	
Frequency Band:	Band 33, E-UTRA/TDD (1900.0 - 1920.0 MHz) Band 34, E-UTRA/TDD (2010.0 - 2025.0 MHz) Band 35, E-UTRA/TDD (1850.0 - 1910.0 MHz) Band 36, E-UTRA/TDD (1930.0 - 1990.0 MHz) Band 37, E-UTRA/TDD (1910.0 - 1930.0 MHz) Band 38, E-UTRA/TDD (2570.0 - 2620.0 MHz) Band 39, E-UTRA/TDD (1880.0 - 1920.0 MHz) Band 40, E-UTRA/TDD (2300.0 - 2400.0 MHz) Band 41, E-UTRA/TDD (2496.0 - 2690.0 MHz) Band 42, E-UTRA/TDD (3400.0 - 3600.0 MHz) Band 43, E-UTRA/TDD (3600.0 - 3800.0 MHz) Band 44, E-UTRA/TDD (703.0 - 803.0 MHz) Band 45, E-UTRA/FDD (1447.0 - 1467.0 MHz) Band 48, E-UTRA/TDD (3550.0 - 3700.0 MHz) Band 50, E-UTRA/TDD (1432.0 - 1517.0 MHz) Band 76, E-UTRA/FDD (3300.0 - 3400.0 MHz) Validation band (0.0 - 6000.0 MHz)
Detailed Specification:	Modulation Scheme: SC-FDMA Uplink-downlink configuration: 0 Special Subframe configuration: 7 Number of Frames: 1 Settings for UL Subframe: 2,3,4,7,8,9 Number of PUSCHs: 1 Modulation Scheme: QPSK Allocated RB: 75 Start Number of RB: 0 Data Type: PN9fix
Bandwidth:	15.0 MHz
Integration Time:	10.0 ms

¹ PAR (0.1%) in accordance with FCC KDB 971168, Section 6.0 "Measurement of the Peak-to-Average Power Ratio (PAPR)"

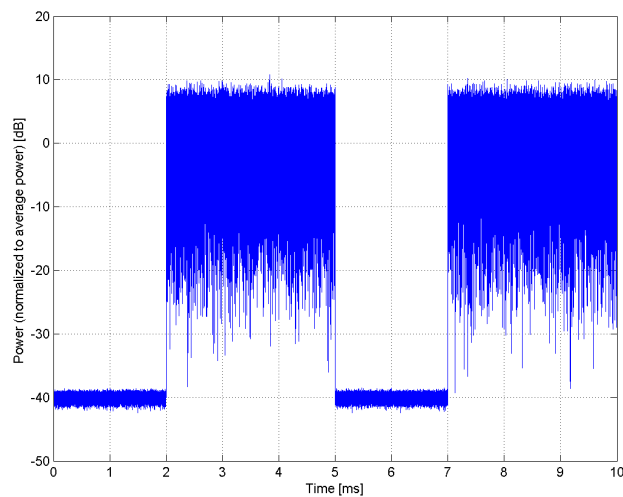
² Modulation Interference Factor (MIF) value valid only in conjunction with advanced probe response linearization calibration for the same communication system (same UID and version).



Complementary Cumulative Distribution Function (CCDF)



Frequency Domain



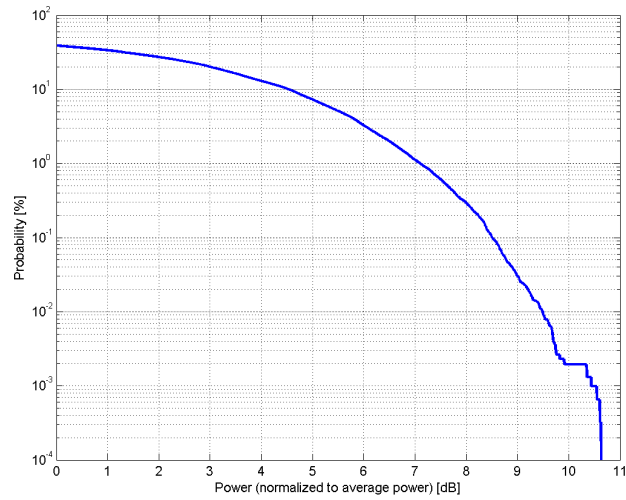
Time Domain

**Calibration Laboratory of
Schmid & Partner
Engineering AG**
Zeughausstrasse 43, 8004 Zurich, Switzerland

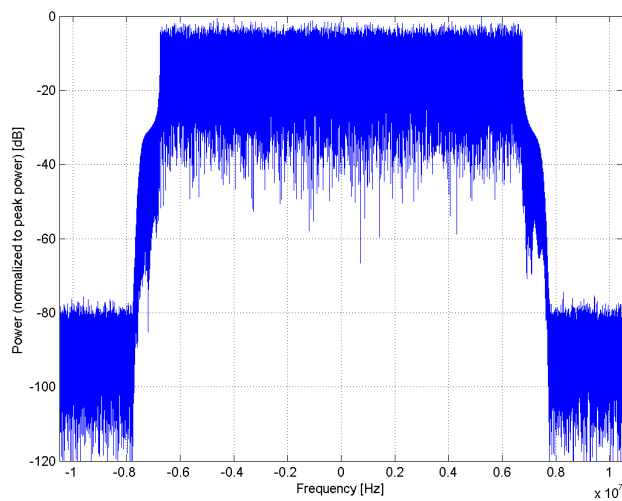
Name:	LTE-TDD (SC-FDMA, 100% RB, 15 MHz, 64-QAM, UL Subframe=2,3,4,7,8,9)
Group:	LTE-TDD
UID:	10511-AAE
PAR: ¹	8.51 dB
MIF: ²	-3.45 dB
Standard Reference:	3GPP / ETSI TS 136.101 V8.4.0 3GPP / ETSI TS 136.213 V8.4.0 FCC OET KDB 941225 D05 SAR for LTE Devices v01 Random amplitude modulation
Category:	64-QAM
Modulation:	
Frequency Band:	Band 33, E-UTRA/TDD (1900.0 - 1920.0 MHz) Band 34, E-UTRA/TDD (2010.0 - 2025.0 MHz) Band 35, E-UTRA/TDD (1850.0 - 1910.0 MHz) Band 36, E-UTRA/TDD (1930.0 - 1990.0 MHz) Band 37, E-UTRA/TDD (1910.0 - 1930.0 MHz) Band 38, E-UTRA/TDD (2570.0 - 2620.0 MHz) Band 39, E-UTRA/TDD (1880.0 - 1920.0 MHz) Band 40, E-UTRA/TDD (2300.0 - 2400.0 MHz) Band 41, E-UTRA/TDD (2496.0 - 2690.0 MHz) Band 42, E-UTRA/TDD (3400.0 - 3600.0 MHz) Band 43, E-UTRA/TDD (3600.0 - 3800.0 MHz) Band 44, E-UTRA/TDD (703.0 - 803.0 MHz) Band 45, E-UTRA/FDD (1447.0 - 1467.0 MHz) Band 48, E-UTRA/TDD (3550.0 - 3700.0 MHz) Band 50, E-UTRA/TDD (1432.0 - 1517.0 MHz) Band 76, E-UTRA/FDD (3300.0 - 3400.0 MHz) Validation band (0.0 - 6000.0 MHz)
Detailed Specification:	Modulation Scheme: SC-FDMA Uplink-downlink configuration: 0 Special Subframe configuration: 7 Number of Frames: 1 Settings for UL Subframe: 2,3,4,7,8,9 Number of PUSCHs: 1 Modulation Scheme: QPSK Allocated RB: 75 Start Number of RB: 0 Data Type: PN9fix
Bandwidth:	15.0 MHz
Integration Time:	10.0 ms

¹ PAR (0.1%) in accordance with FCC KDB 971168, Section 6.0 "Measurement of the Peak-to-Average Power Ratio (PAPR)"

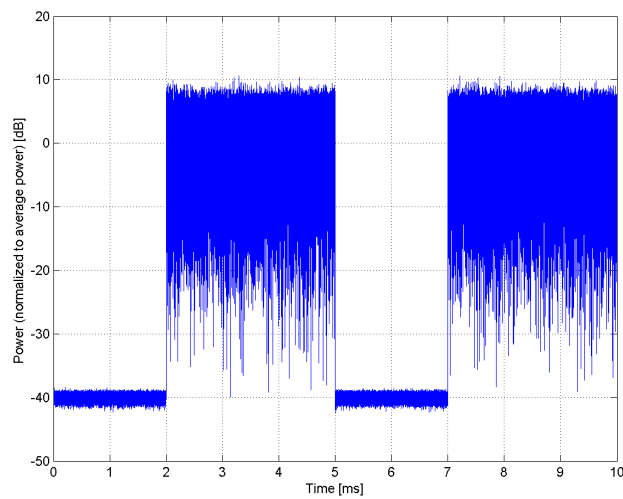
² Modulation Interference Factor (MIF) value valid only in conjunction with advanced probe response linearization calibration for the same communication system (same UID and version).



Complementary Cumulative Distribution Function (CCDF)



Frequency Domain



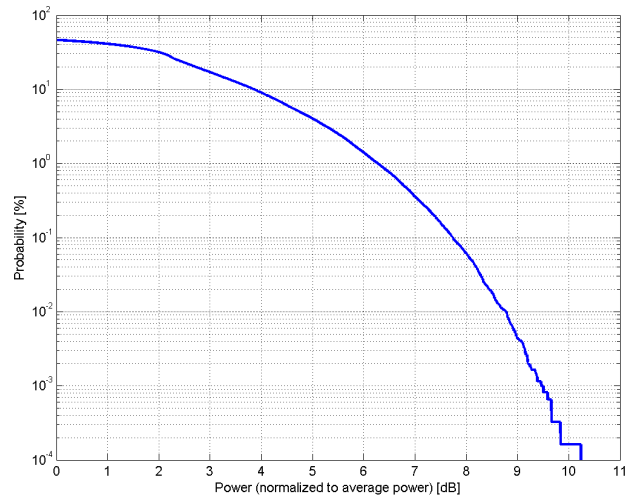
Time Domain

**Calibration Laboratory of
Schmid & Partner
Engineering AG**
Zeughausstrasse 43, 8004 Zurich, Switzerland

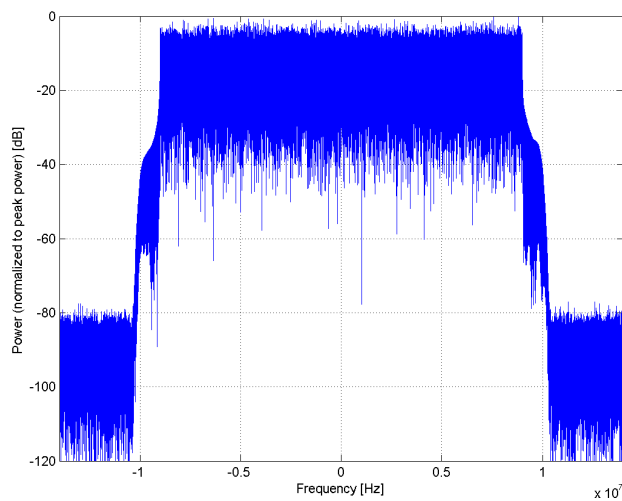
Name:	LTE-TDD (SC-FDMA, 100% RB, 20 MHz, QPSK, UL Subframe=2,3,4,7,8,9)
Group:	LTE-TDD
UID:	10512-AAF
PAR: ¹	7.74 dB
MIF: ²	-3.40 dB
Standard Reference:	3GPP / ETSI TS 136.101 V8.4.0 3GPP / ETSI TS 136.213 V8.4.0 FCC OET KDB 941225 D05 SAR for LTE Devices v01 Random amplitude modulation
Category:	QPSK
Modulation:	
Frequency Band:	Band 33, E-UTRA/TDD (1900.0 - 1920.0 MHz) Band 35, E-UTRA/TDD (1850.0 - 1910.0 MHz) Band 36, E-UTRA/TDD (1930.0 - 1990.0 MHz) Band 37, E-UTRA/TDD (1910.0 - 1930.0 MHz) Band 38, E-UTRA/TDD (2570.0 - 2620.0 MHz) Band 39, E-UTRA/TDD (1880.0 - 1920.0 MHz) Band 40, E-UTRA/TDD (2300.0 - 2400.0 MHz) Band 41, E-UTRA/TDD (2496.0 - 2690.0 MHz) Band 42, E-UTRA/TDD (3400.0 - 3600.0 MHz) Band 43, E-UTRA/TDD (3600.0 - 3800.0 MHz) Band 44, E-UTRA/TDD (703.0 - 803.0 MHz) Band 45, E-UTRA/FDD (1447.0 - 1467.0 MHz) Band 46, E-UTRA/FDD (5150.0 - 5925.0 MHz) Band 47, E-UTRA/TDD (5855.0 - 5925.0 MHz) Band 48, E-UTRA/TDD (3550.0 - 3700.0 MHz) Band 49, E-UTRA/TDD (3550.0 - 3700.0 MHz) Band 50, E-UTRA/TDD (1432.0 - 1517.0 MHz) Band 76, E-UTRA/FDD (3300.0 - 3400.0 MHz) Validation band (0.0 - 6000.0 MHz)
Detailed Specification:	Modulation Scheme: SC-FDMA Uplink-downlink configuration: 0 Special Subframe configuration: 7 Number of Frames: 1 Settings for UL Subframe: 2,3,4,7,8,9 Number of PUSCHs: 1 Modulation Scheme: QPSK Allocated RB: 100 Start Number of RB: 0 Data Type: PN9fix
Bandwidth:	20.0 MHz
Integration Time:	10.0 ms

¹ PAR (0.1%) in accordance with FCC KDB 971168, Section 6.0 "Measurement of the Peak-to-Average Power Ratio (PAPR)"

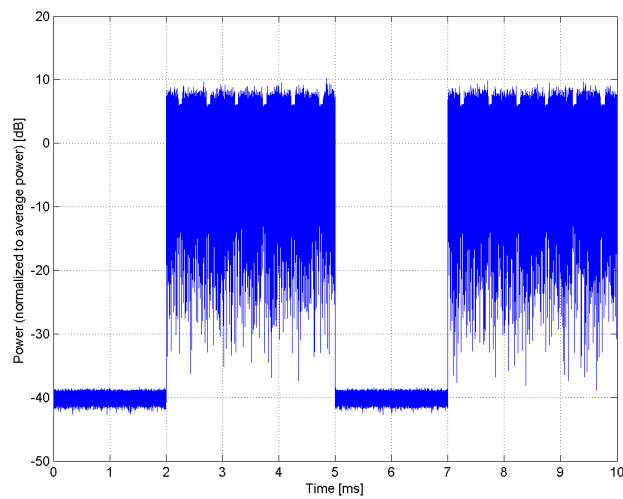
² Modulation Interference Factor (MIF) value valid only in conjunction with advanced probe response linearization calibration for the same communication system (same UID and version).



Complementary Cumulative Distribution Function (CCDF)



Frequency Domain



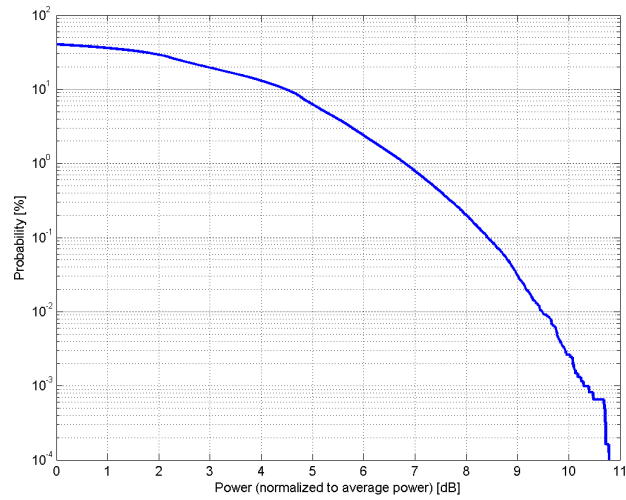
Time Domain

**Calibration Laboratory of
Schmid & Partner
Engineering AG**
Zeughausstrasse 43, 8004 Zurich, Switzerland

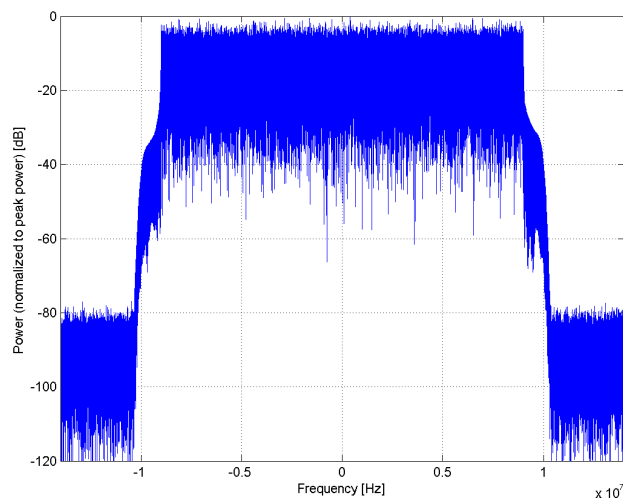
Name:	LTE-TDD (SC-FDMA, 100% RB, 20 MHz, 16-QAM, UL Subframe=2,3,4,7,8,9)
Group:	LTE-TDD
UID:	10513-AAF
PAR: ¹	8.42 dB
MIF: ²	-3.42 dB
Standard Reference:	3GPP / ETSI TS 136.101 V8.4.0 3GPP / ETSI TS 136.213 V8.4.0 FCC OET KDB 941225 D05 SAR for LTE Devices v01 Random amplitude modulation
Category:	16-QAM
Modulation:	
Frequency Band:	Band 33, E-UTRA/TDD (1900.0 - 1920.0 MHz) Band 35, E-UTRA/TDD (1850.0 - 1910.0 MHz) Band 36, E-UTRA/TDD (1930.0 - 1990.0 MHz) Band 37, E-UTRA/TDD (1910.0 - 1930.0 MHz) Band 38, E-UTRA/TDD (2570.0 - 2620.0 MHz) Band 39, E-UTRA/TDD (1880.0 - 1920.0 MHz) Band 40, E-UTRA/TDD (2300.0 - 2400.0 MHz) Band 41, E-UTRA/TDD (2496.0 - 2690.0 MHz) Band 42, E-UTRA/TDD (3400.0 - 3600.0 MHz) Band 43, E-UTRA/TDD (3600.0 - 3800.0 MHz) Band 44, E-UTRA/TDD (703.0 - 803.0 MHz) Band 45, E-UTRA/FDD (1447.0 - 1467.0 MHz) Band 46, E-UTRA/FDD (5150.0 - 5925.0 MHz) Band 47, E-UTRA/TDD (5855.0 - 5925.0 MHz) Band 48, E-UTRA/TDD (3550.0 - 3700.0 MHz) Band 49, E-UTRA/TDD (3550.0 - 3700.0 MHz) Band 50, E-UTRA/TDD (1432.0 - 1517.0 MHz) Band 76, E-UTRA/FDD (3300.0 - 3400.0 MHz) Validation band (0.0 - 6000.0 MHz)
Detailed Specification:	Modulation Scheme: SC-FDMA Uplink-downlink configuration: 0 Special Subframe configuration: 7 Number of Frames: 1 Settings for UL Subframe: 2,3,4,7,8,9 Number of PUSCHs: 1 Modulation Scheme: QPSK Allocated RB: 100 Start Number of RB: 0 Data Type: PN9fix
Bandwidth:	20.0 MHz
Integration Time:	10.0 ms

¹ PAR (0.1%) in accordance with FCC KDB 971168, Section 6.0 "Measurement of the Peak-to-Average Power Ratio (PAPR)"

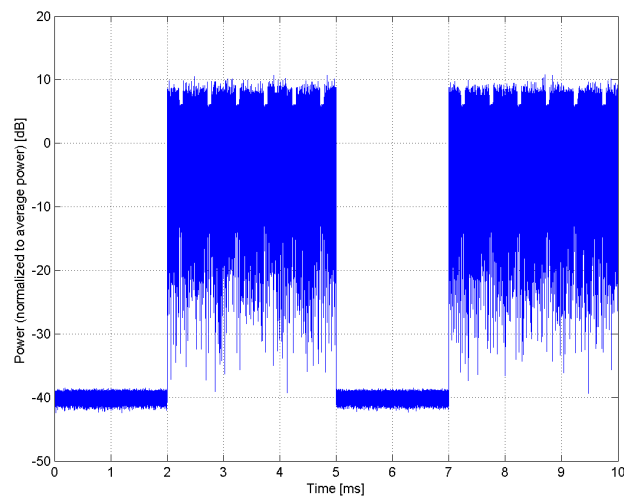
² Modulation Interference Factor (MIF) value valid only in conjunction with advanced probe response linearization calibration for the same communication system (same UID and version).



Complementary Cumulative Distribution Function (CCDF)



Frequency Domain



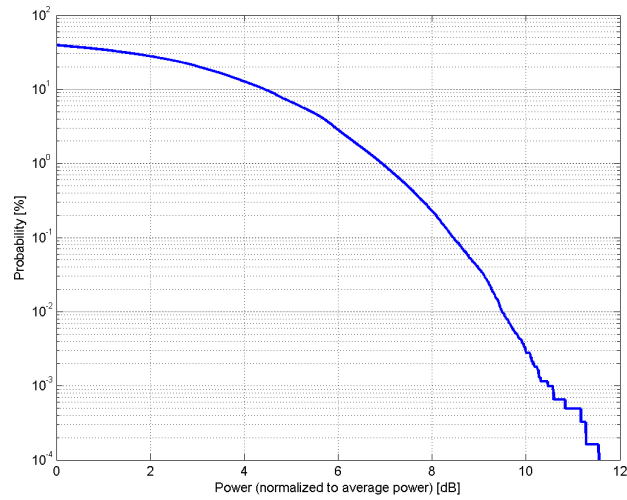
Time Domain

**Calibration Laboratory of
Schmid & Partner
Engineering AG**
Zeughausstrasse 43, 8004 Zurich, Switzerland

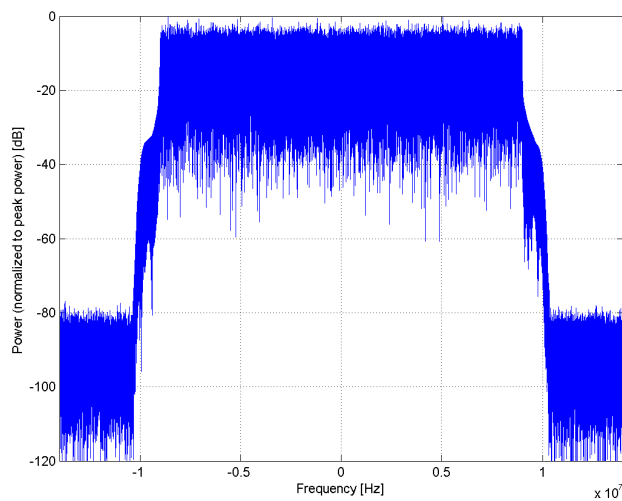
Name:	LTE-TDD (SC-FDMA, 100% RB, 20 MHz, 64-QAM, UL Subframe=2,3,4,7,8,9)
Group:	LTE-TDD
UID:	10514-AAF
PAR: ¹	8.45 dB
MIF: ²	-3.42 dB
Standard Reference:	3GPP / ETSI TS 136.101 V8.4.0 3GPP / ETSI TS 136.213 V8.4.0 FCC OET KDB 941225 D05 SAR for LTE Devices v01 Random amplitude modulation
Category:	64-QAM
Modulation:	
Frequency Band:	Band 33, E-UTRA/TDD (1900.0 - 1920.0 MHz) Band 35, E-UTRA/TDD (1850.0 - 1910.0 MHz) Band 36, E-UTRA/TDD (1930.0 - 1990.0 MHz) Band 37, E-UTRA/TDD (1910.0 - 1930.0 MHz) Band 38, E-UTRA/TDD (2570.0 - 2620.0 MHz) Band 39, E-UTRA/TDD (1880.0 - 1920.0 MHz) Band 40, E-UTRA/TDD (2300.0 - 2400.0 MHz) Band 41, E-UTRA/TDD (2496.0 - 2690.0 MHz) Band 42, E-UTRA/TDD (3400.0 - 3600.0 MHz) Band 43, E-UTRA/TDD (3600.0 - 3800.0 MHz) Band 44, E-UTRA/TDD (703.0 - 803.0 MHz) Band 45, E-UTRA/FDD (1447.0 - 1467.0 MHz) Band 46, E-UTRA/FDD (5150.0 - 5925.0 MHz) Band 47, E-UTRA/TDD (5855.0 - 5925.0 MHz) Band 48, E-UTRA/TDD (3550.0 - 3700.0 MHz) Band 49, E-UTRA/TDD (3550.0 - 3700.0 MHz) Band 50, E-UTRA/TDD (1432.0 - 1517.0 MHz) Band 76, E-UTRA/FDD (3300.0 - 3400.0 MHz) Validation band (0.0 - 6000.0 MHz)
Detailed Specification:	Modulation Scheme: SC-FDMA Uplink-downlink configuration: 0 Special Subframe configuration: 7 Number of Frames: 1 Settings for UL Subframe: 2,3,4,7,8,9 Number of PUSCHs: 1 Modulation Scheme: QPSK Allocated RB: 100 Start Number of RB: 0 Data Type: PN9fix
Bandwidth:	20.0 MHz
Integration Time:	10.0 ms

¹ PAR (0.1%) in accordance with FCC KDB 971168, Section 6.0 "Measurement of the Peak-to-Average Power Ratio (PAPR)"

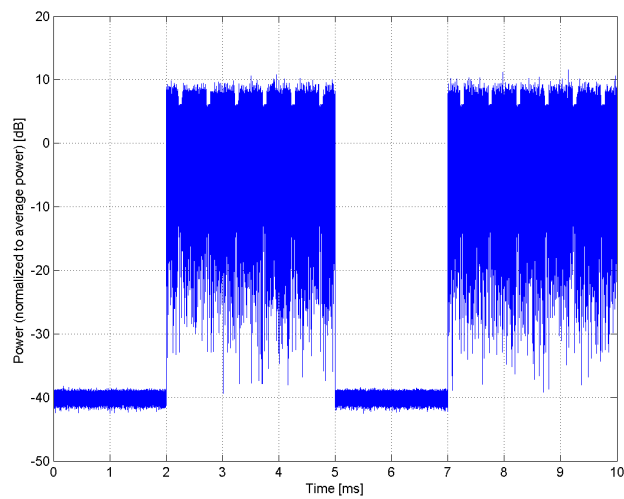
² Modulation Interference Factor (MIF) value valid only in conjunction with advanced probe response linearization calibration for the same communication system (same UID and version).



Complementary Cumulative Distribution Function (CCDF)



Frequency Domain



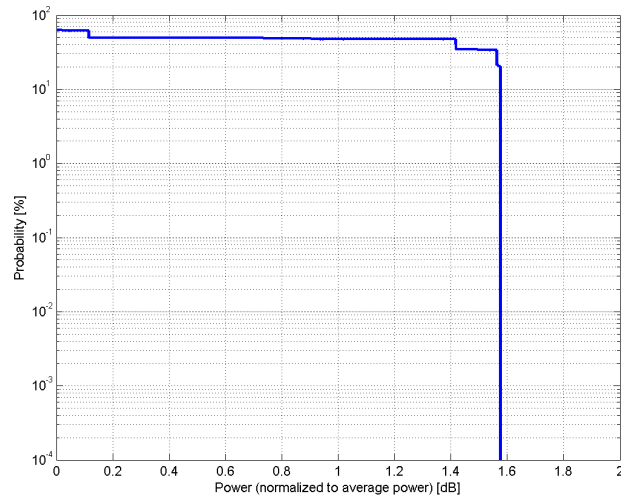
Time Domain

**Calibration Laboratory of
Schmid & Partner
Engineering AG**
Zeughausstrasse 43, 8004 Zurich, Switzerland

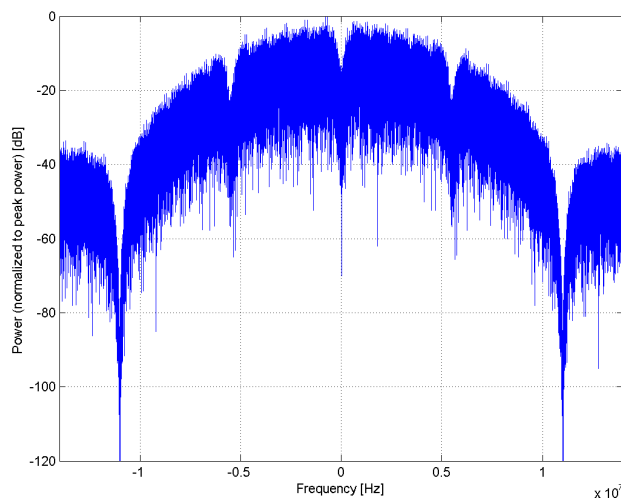
Name:	IEEE 802.11b WiFi 2.4 GHz (DSSS, 2 Mbps, 99pc duty cycle)
Group:	WLAN
UID:	10515-AAA
PAR: ¹	1.58 dB
MIF: ²	-12.56 dB
Standard Reference:	IEEE 802.11-2012
Category:	FCC OET KDB 248227 D01 802.11 Wi-Fi SAR v02r01 Random amplitude modulation
Modulation:	DQPSK
Frequency Band:	WLAN 2.4GHz (2412.0-2484.0 MHz, 20230)
Detailed Specification:	Duty cycle: 99 % PSDU length: 1024 bytes Preamble type: long Data Rate: 2Mbps Burst on time: 4288us
Bandwidth:	20.0 MHz
Integration Time:	4.3 ms

¹ PAR (0.1%) in accordance with FCC KDB 971168, Section 6.0 "Measurement of the Peak-to-Average Power Ratio (PAPR)"

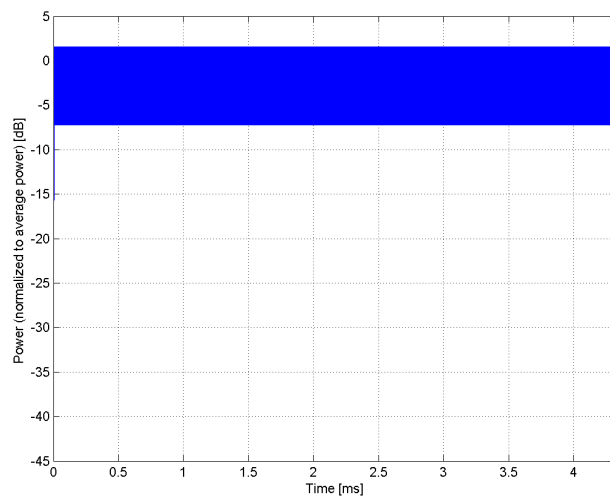
² Modulation Interference Factor (MIF) value valid only in conjunction with advanced probe response linearization calibration for the same communication system (same UID and version).



Complementary Cumulative Distribution Function (CCDF)



Frequency Domain



Time Domain

**Calibration Laboratory of
Schmid & Partner
Engineering AG**
Zeughausstrasse 43, 8004 Zurich, Switzerland

Name: **IEEE 802.11b WiFi 2.4 GHz (DSSS, 5.5 Mbps, 99pc duty cycle)**

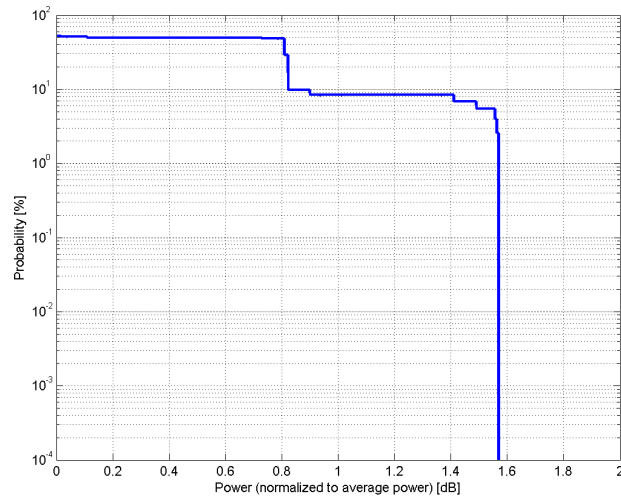
Group: WLAN
UID: 10516-AAA

PAR: ¹ **1.57 dB**
MIF: ² **-12.52 dB**

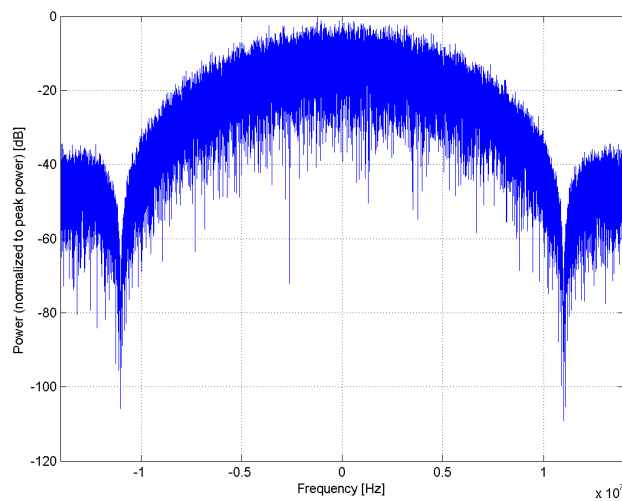
Standard Reference: IEEE 802.11-2012
FCC OET KDB 248227 D01 802.11 Wi-Fi SAR v02r01
Category: Random amplitude modulation
Modulation: DQPSK
Frequency Band: WLAN 2.4GHz (2412.0-2484.0 MHz, 20230)
Detailed Specification: Duty cycle: 99 %
PSDU length: 1024 bytes
Preamble type: long
Data Rate: 5.5Mbps
Burst on time: 1681us
Bandwidth: 20.0 MHz
Integration Time: 1.7 ms

¹ PAR (0.1%) in accordance with FCC KDB 971168, Section 6.0 "Measurement of the Peak-to-Average Power Ratio (PAPR)"

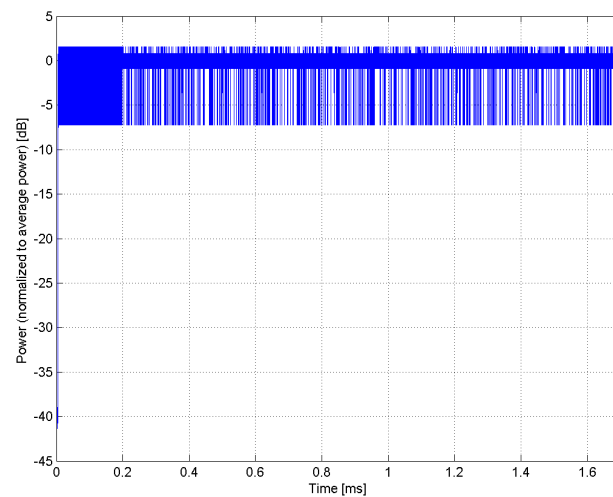
² Modulation Interference Factor (MIF) value valid only in conjunction with advanced probe response linearization calibration for the same communication system (same UID and version).



Complementary Cumulative Distribution Function (CCDF)



Frequency Domain



Time Domain

**Calibration Laboratory of
Schmid & Partner
Engineering AG**
Zeughausstrasse 43, 8004 Zurich, Switzerland

Name:	IEEE 802.11b WiFi 2.4 GHz (DSSS, 11 Mbps, 99pc duty cycle)
Group:	WLAN
UID:	10517-AAA
PAR: ¹	1.58 dB
MIF: ²	-13.24 dB
Standard Reference:	IEEE 802.11-2012
Category:	FCC OET KDB 248227 D01 802.11 Wi-Fi SAR v02r01 Random amplitude modulation
Modulation:	DQPSK
Frequency Band:	WLAN 2.4GHz (2412.0-2484.0 MHz, 20230)
Detailed Specification:	Duty cycle: 99 % PSDU length: 1024 bytes Preamble type: long Data Rate: 11Mbps Burst on time: 936us
Bandwidth:	20.0 MHz
Integration Time:	0.9 ms

¹ PAR (0.1%) in accordance with FCC KDB 971168, Section 6.0 "Measurement of the Peak-to-Average Power Ratio (PAPR)"

² Modulation Interference Factor (MIF) value valid only in conjunction with advanced probe response linearization calibration for the same communication system (same UID and version).