

4 Spurious Emissions at antenna terminal

Band	Carrier frequency (MHz)	Channel	BW	RB Size	RB Offset	Conducted Spurious Plot
						QPSK
66	1720	132072	20	1	0	Fig.1-2
	1745	132322	20	1	0	Fig.3-4
	1770	132572	20	1	0	Fig.5-6

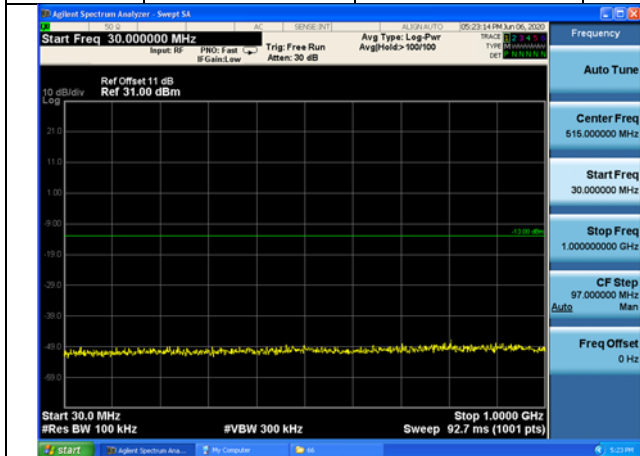


Fig.1

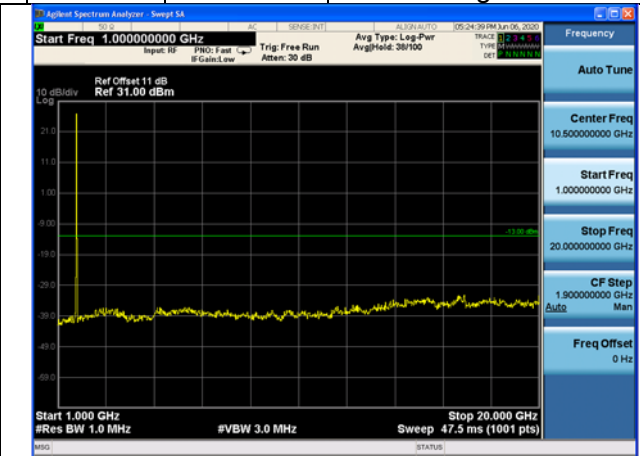


Fig.2

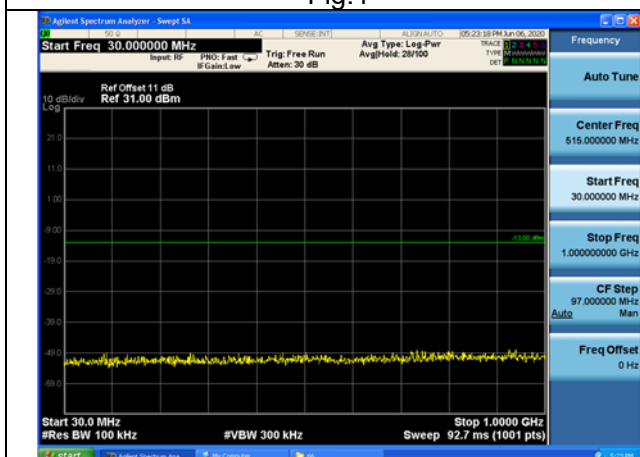


Fig3

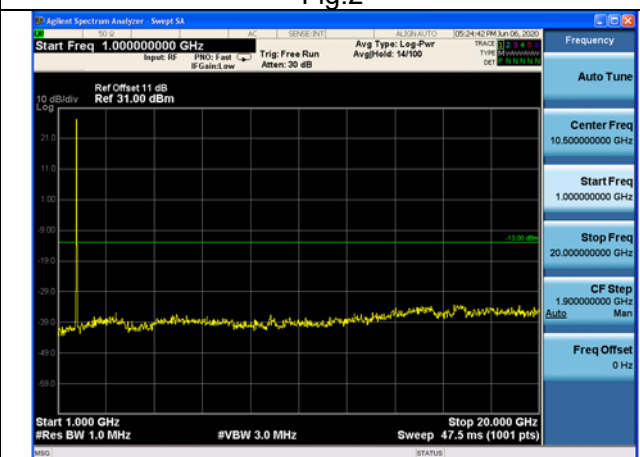


Fig4

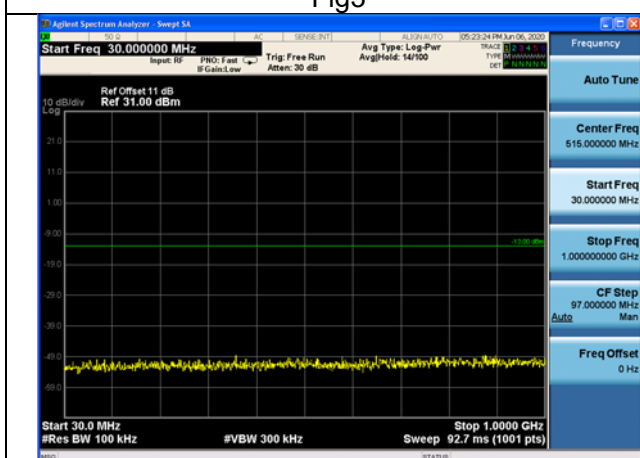


Fig5

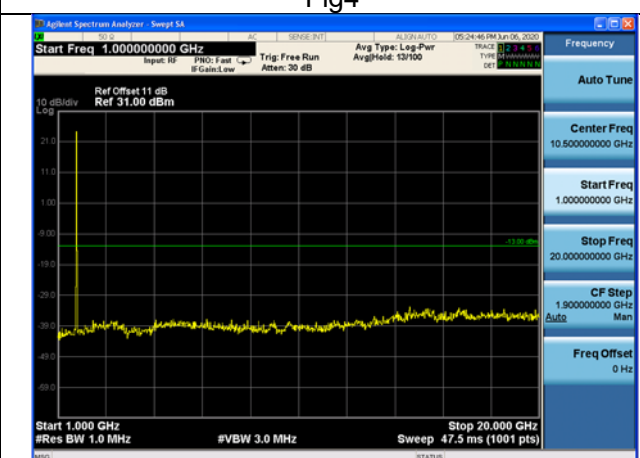


Fig6

5 Band Edges Compliance

Test result

Band	Carrier frequency (MHz)	Channel	BW	RB Size	RB Offset	Band Edges Plot
						QPSK
66	1710.7	131979	1.4	1	0	Fig.1
				6	0	Fig.2
	1779.3	132665		1	5	Fig.3
				6	0	Fig.4
	1711.5	131987	3	1	0	Fig.5
				15	0	Fig.6
				1	14	Fig.7
	1778.5	132657		15	0	Fig.8
				1	0	Fig.9
	1712.5	131997		5	25	0
			1		24	Fig.11
	1777.5	132647	25		0	Fig.12
			1		0	Fig.13
	1715	132022	10	50	0	Fig.14
				1	49	Fig.15
	1775	132622		50	0	Fig.16
				1	0	Fig.17
	1717.5	132047	15	75	0	Fig.18
				1	74	Fig.19
				75	0	Fig.20
	1772.5	132597		1	0	Fig.21
				100	0	Fig.22
	1772.5	132072		20	1	99
			100		0	Fig.24
1770	132572					

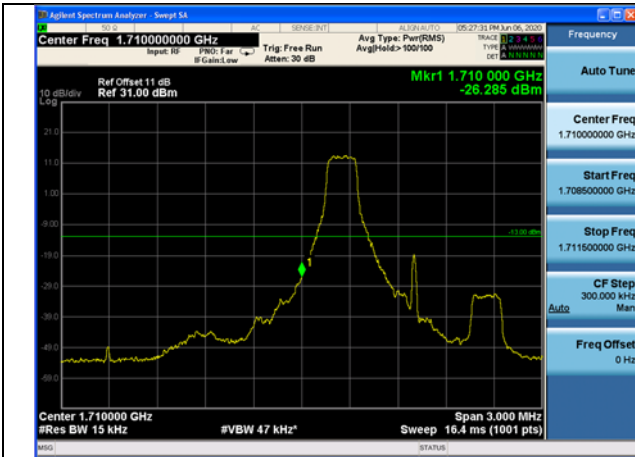


Fig.1

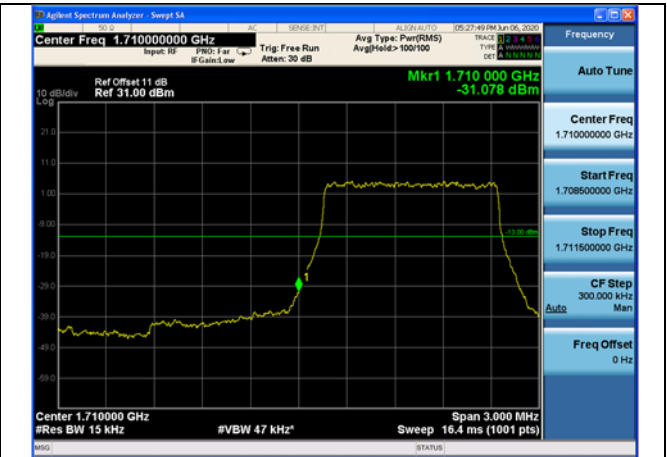


Fig.2

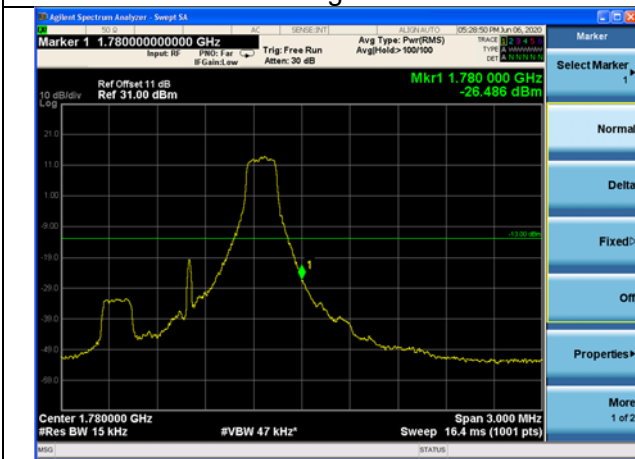


Fig.3

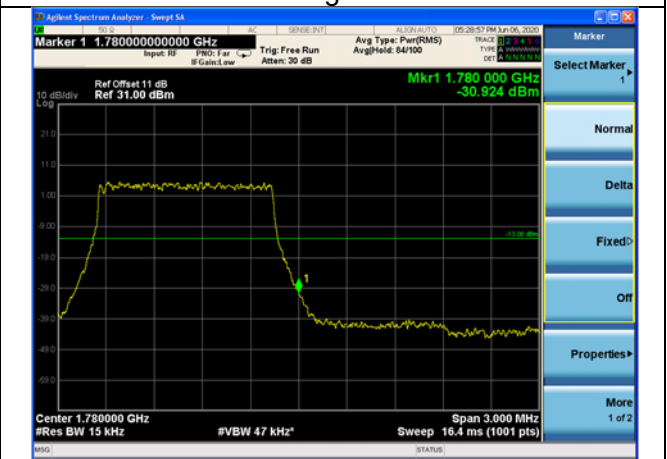


Fig.4

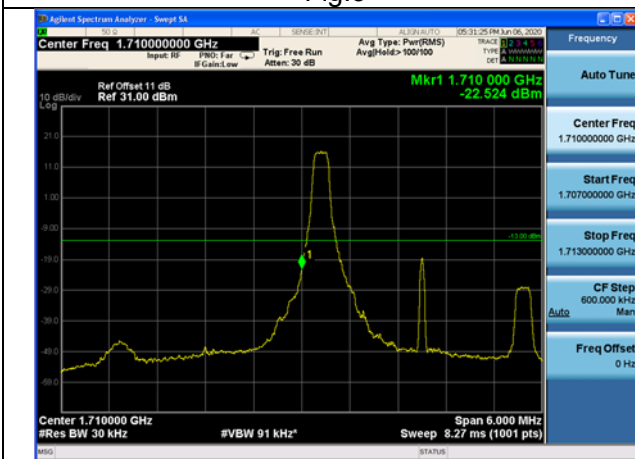


Fig.5

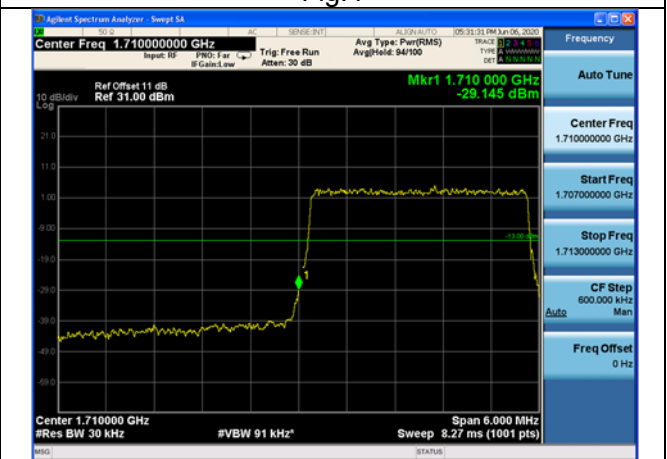


Fig.6

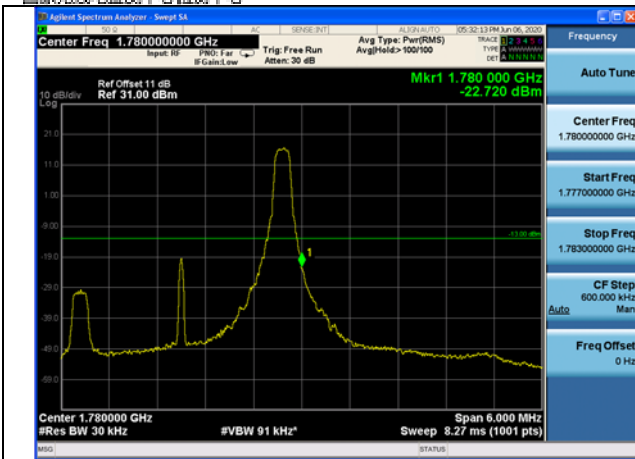


Fig.7

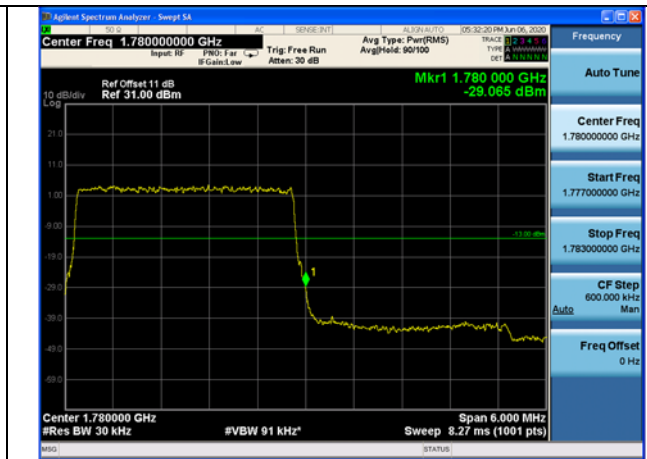


Fig.8

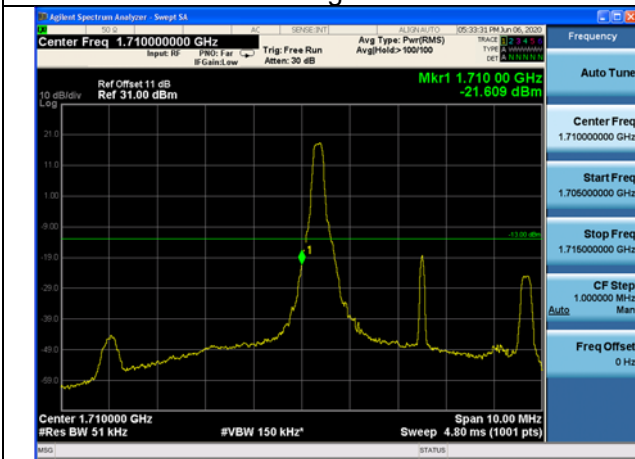


Fig.9

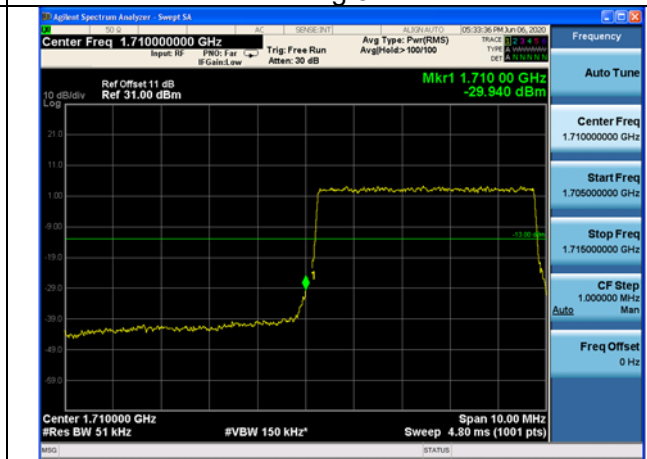


Fig.10

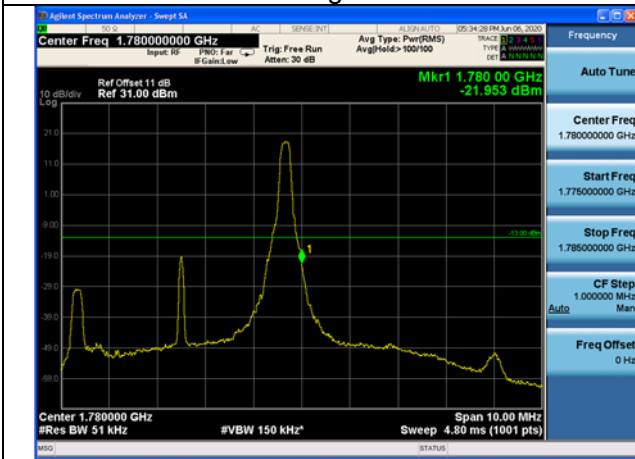


Fig.11



Fig.12

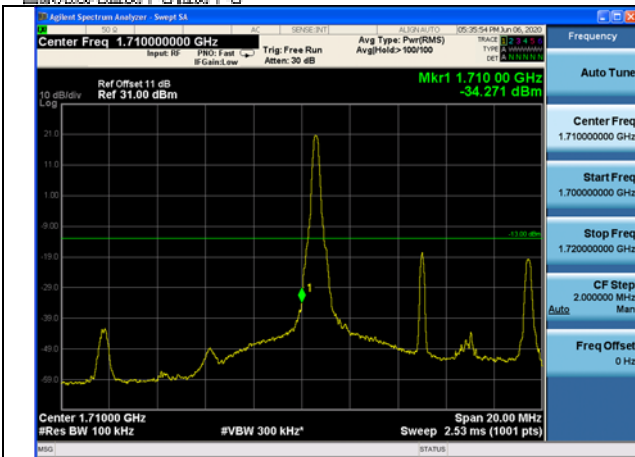


Fig.13

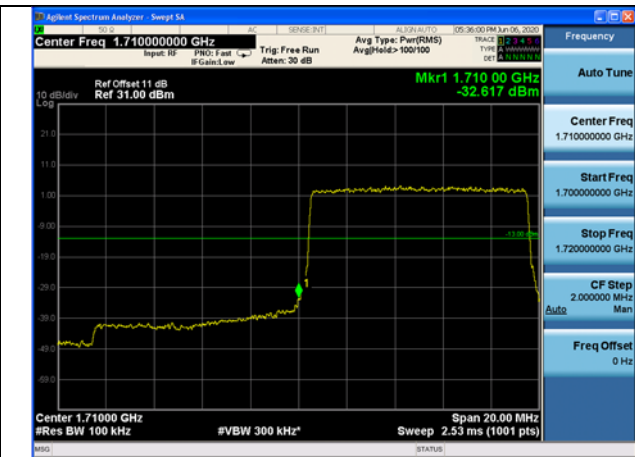


Fig.14

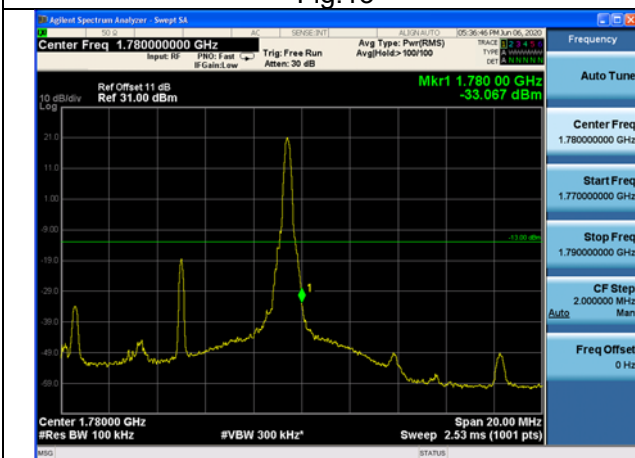


Fig.15

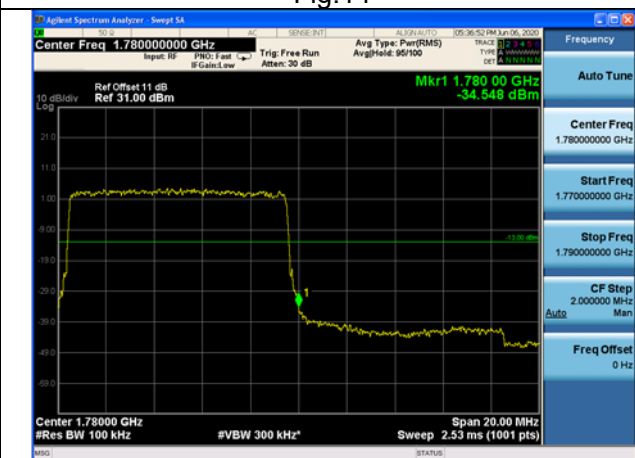


Fig.16

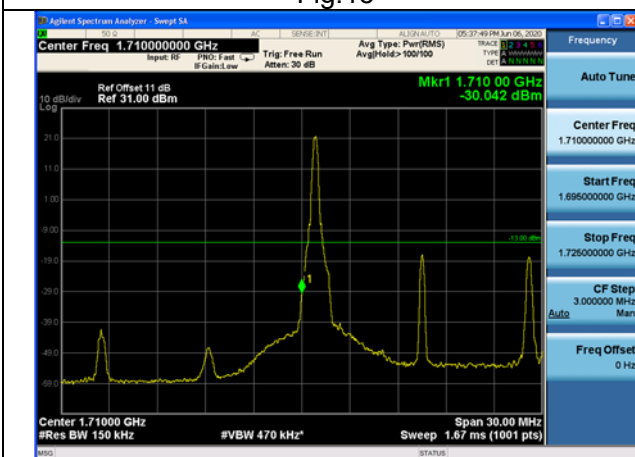


Fig.17

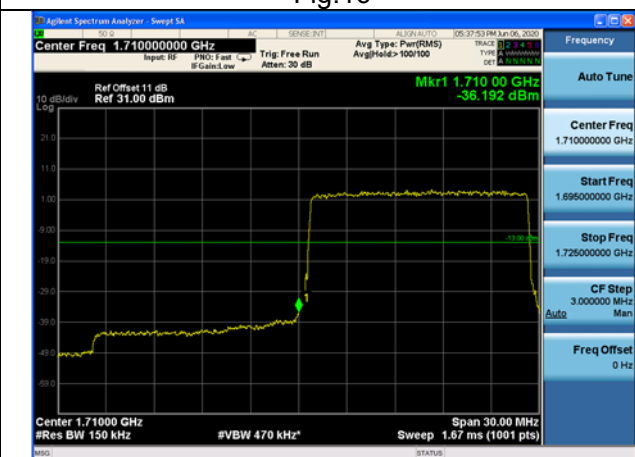


Fig.18

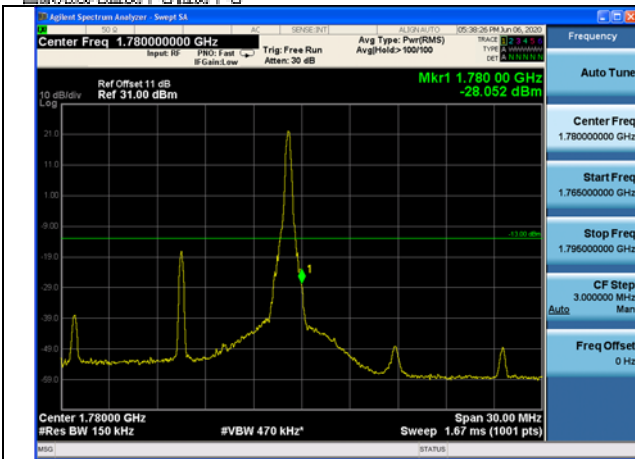


Fig.19

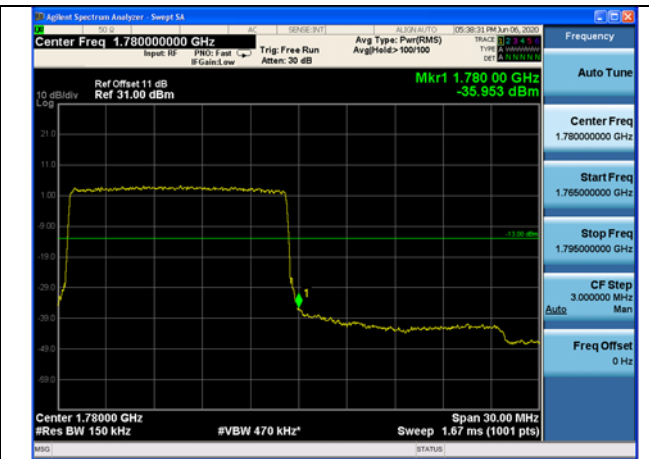


Fig.20

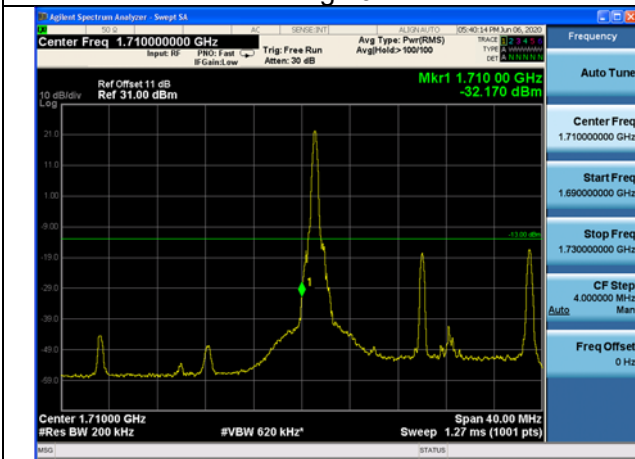


Fig.21

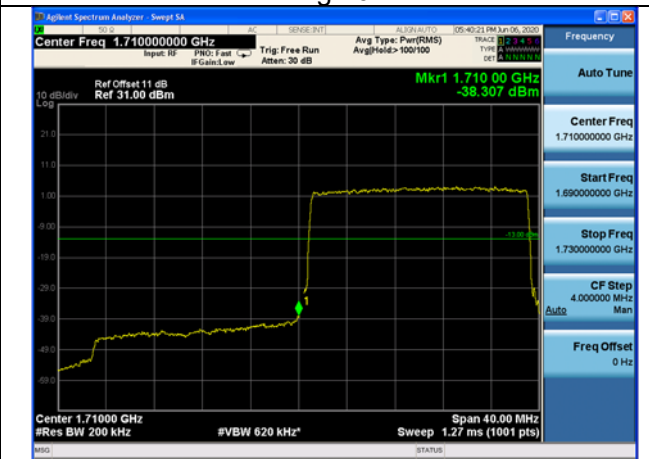


Fig.22

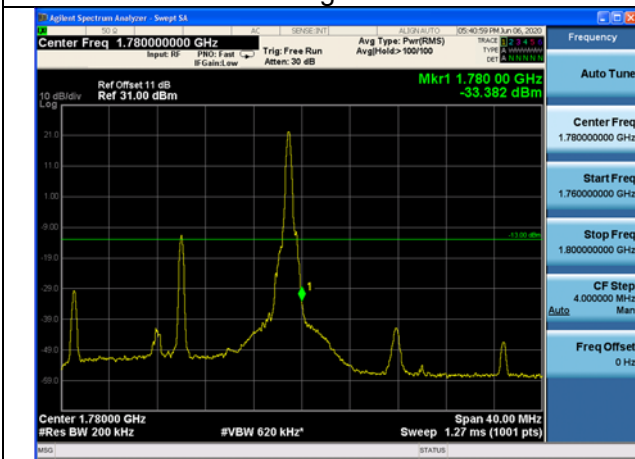


Fig.23

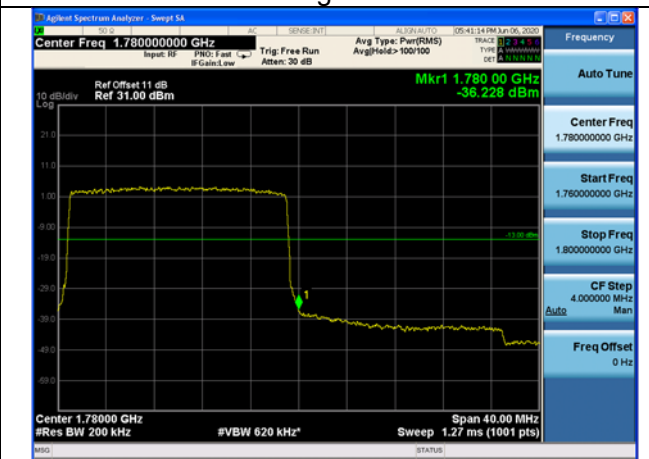


Fig.24

6 Frequency Stability

Test result:

Temperature(°C)	Voltage	Test Result (ppm) Band66 Low Channel					
		1.4M	3M	5M	10M	15M	20M
-10	NV	0.016	-0.016	0.017	0.016	-0.015	0.020
0	NV	-0.020	-0.018	-0.020	-0.022	-0.007	-0.011
+10	NV	0.000	0.000	0.000	0.000	0.000	0.000
+20	NV	-0.022	0.008	0.015	0.019	0.005	0.019
+30	NV	-0.020	-0.009	0.009	-0.003	0.001	0.006
+40	NV	0.003	-0.002	0.007	0.018	0.005	-0.007
+50	NV	0.031	0.006	-0.002	0.021	0.004	0.021
+55	NV	-0.014	-0.006	-0.014	-0.016	0.003	-0.022
+20	LV	-0.001	0.013	0.015	0.002	-0.016	-0.008
+20	HV	0.019	0.012	-0.006	-0.007	-0.015	0.018

Temperature(°C)	Voltage	Test Result (ppm) Band66 High Channel					
		1.4M	3M	5M	10M	15M	20M
-10	NV	-0.006	0.001	-0.018	-0.012	0.009	-0.009
0	NV	-0.017	0.016	0.027	-0.022	0.007	-0.018
+10	NV	0.008	0.009	0.001	-0.017	-0.009	0.026
+20	NV	0.000	0.000	0.000	0.000	0.000	0.000
+30	NV	-0.017	0.010	0.010	0.002	0.009	0.021
+40	NV	-0.005	0.007	0.016	-0.003	-0.015	-0.021
+50	NV	-0.017	0.007	-0.003	0.018	-0.016	0.005
+55	NV	0.008	-0.010	0.002	0.001	-0.004	-0.015
+20	LV	0.014	0.008	0.003	-0.007	-0.008	0.004
+20	HV	0.019	0.013	0.009	0.005	-0.002	-0.020