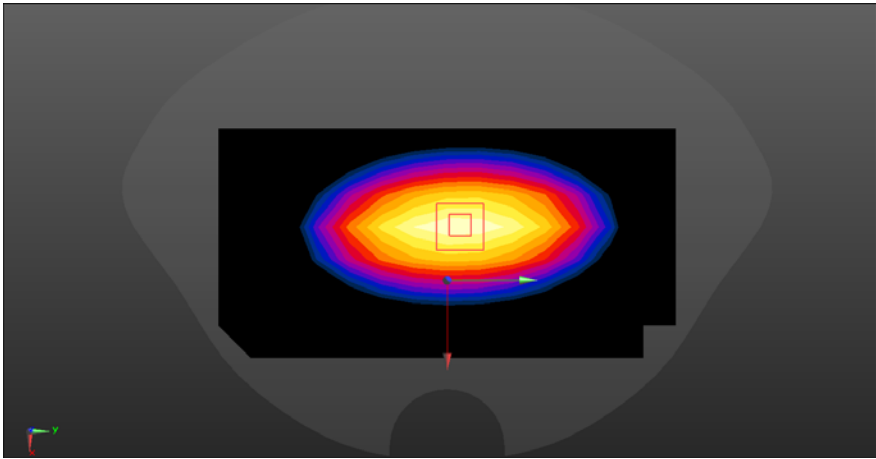
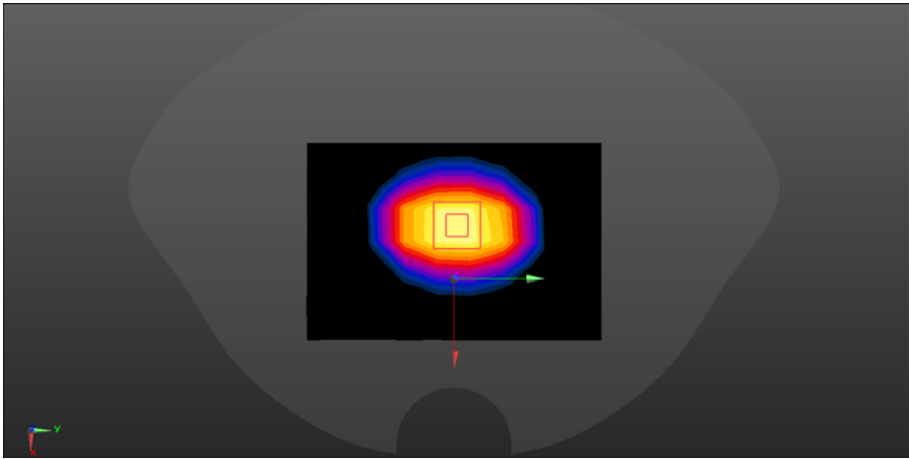


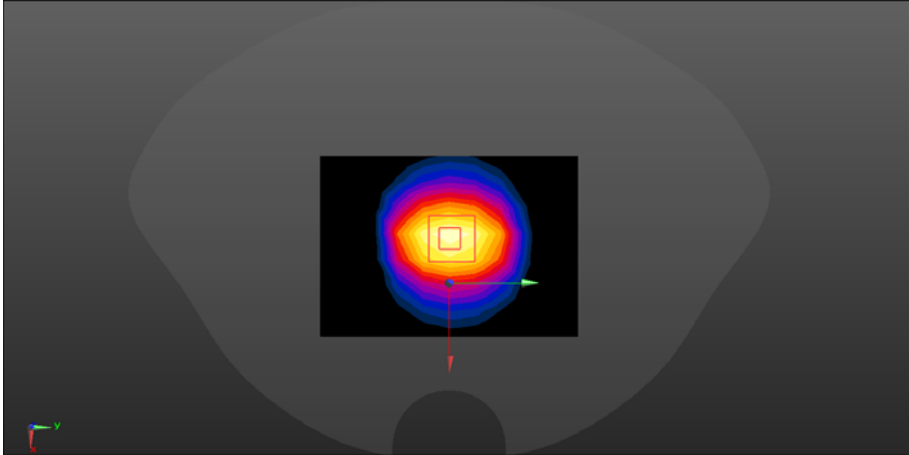
ANNEX A – TEST PLOTS

System check	750MHz
<p>Communication System: UID 0, CW (0) Frequency: 750 MHz; Medium parameters used: $f = 750 \text{ MHz}$; $\sigma = 0.923 \text{ S/m}$; $\epsilon_r = 41.352$; $\rho = 1000 \text{ kg/m}^3$ Phantom section: Flat Section</p> <p>DASY Configuration:</p> <ul style="list-style-type: none"> • Probe: EX3DV4 - SN3708; ConvF(9.63, 9.63, 9.63); Calibrated: 9/26/2019 • Sensor-Surface: 1.4mm (Mechanical Surface Detection), Sensor-Surface: 4mm (Mechanical Surface Detection) • Electronics: DAE4 Sn720; Calibrated: 10/2/2019 • Phantom: Twin-SAM 1559; Type: QD 000 P40 CD; Serial: xxxx <p>• Measurement SW: DASY52, Version 52.10 (2); SEMCAD X Version 14.6.12 (7450) System Performance Check at Frequencies 750MHz/d=15mm, Pin=250 mW, dist=3.0mm (ES-Probe)/Area Scan (8x15x1): Measurement grid: dx=15mm, dy=15mm Maximum value of SAR (measured) = 2.16 W/kg System Performance Check at Frequencies 750MHz/d=15mm, Pin=250 mW, dist=3.0mm (ES-Probe)/Zoom Scan (7x7x7) (7x7x7)/Cube 0: Measurement grid: dx=5mm, dy=5mm, dz=5mm Reference Value = 41.00 V/m; Power Drift = 0.13 dB Peak SAR (extrapolated) = 3.26 W/kg SAR(1 g) = 2.06 W/kg; SAR(10 g) = 1.42 W/kg Maximum value of SAR (measured) = 2.49 W/kg</p> <div data-bbox="379 1341 1219 1872" data-label="Figure"> </div>	

System check	835MHz
<p>Communication System: UID 0, CW (0); Frequency: 835 MHz Medium parameters used (interpolated): $f = 835 \text{ MHz}$; $\sigma = 0.911 \text{ S/m}$; $\epsilon_r = 40.266$ $\rho = 1000 \text{ kg/m}^3$ Phantom section: Flat Section</p> <p>DASY5 Configuration:</p> <ul style="list-style-type: none"> Probe: EX3DV4 - SN3708; ConvF(9.48, 9.48, 9.48); Calibrated: 9/26/2019 Sensor-Surface: 1.4mm (Mechanical Surface Detection), Sensor-Surface: 4mm (Mechanical Surface Detection) Electronics: DAE4 Sn720; Calibrated: 10/2/2019 Phantom: Twin-SAM 1559; Type: QD 000 P40 CD; Serial: xxxx <p>Measurement SW: DASY52, Version 52.10 (2); SEMCAD X Version 14.6.12 (7450) Configuration 835/835/Area Scan (8x15x1): Measurement grid: $dx=15\text{mm}$, $dy=15\text{mm}$ Maximum value of SAR (measured) = 2.72 W/kg Configuration 835/835/Zoom Scan (7x7x7) (7x7x7)/Cube 0: Measurement grid: $dx=5\text{mm}$, $dy=5\text{mm}$, $dz=5\text{mm}$ Reference Value = 51.67 V/m; Power Drift = 0.08 dB Peak SAR (extrapolated) = 3.58 W/kg SAR(1 g) = 2.39 W/kg; SAR(10 g) = 1.62 W/kg Maximum value of SAR (measured) = 2.75 W/kg</p> 	

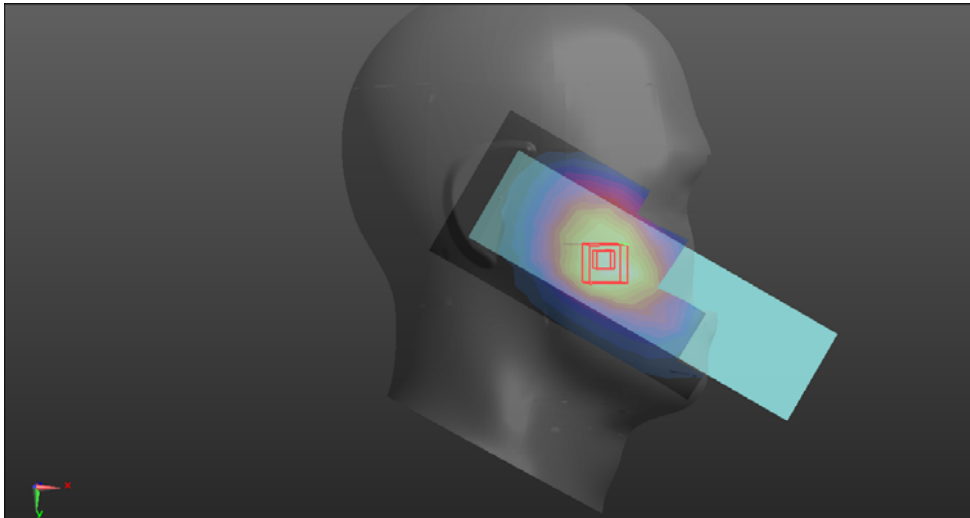
System check	1800MHz
<p>Communication System: UID 0, CW (0); Frequency: 1800 MHz Medium parameters used: $f = 1800$ MHz; $\sigma = 1.418$ S/m; $\epsilon_r = 40.688$; $\rho = 1000$ kg/m³ Phantom section: Flat Section</p> <p>DASY5 Configuration:</p> <ul style="list-style-type: none"> Probe: EX3DV4 - SN3708; ConvF(8.41, 8.41, 8.41); Calibrated: 9/26/2019 Sensor-Surface: 1.4mm (Mechanical Surface Detection), Sensor-Surface: 4mm (Mechanical Surface Detection) Electronics: DAE4 Sn720; Calibrated: 10/2/2019 Phantom: Twin-SAM 1559; Type: QD 000 P40 CD; Serial: xxxx <p>Measurement SW: DASY52, Version 52.10 (2); SEMCAD X Version 14.6.12 (7450) Configuration 1800/1800/Area Scan (7x10x1): Measurement grid: dx=15mm, dy=15mm Maximum value of SAR (measured) = 8.31 W/kg Configuration 1800/1800/Zoom Scan (7x7x7) (7x7x7)/Cube 0: Measurement grid: dx=5mm, dy=5mm, dz=5mm Reference Value = 76.60 V/m; Power Drift = 0.01 dB Peak SAR (extrapolated) = 17.5 W/kg SAR(1 g) = 9.49 W/kg; SAR(10 g) = 4.93 W/kg Maximum value of SAR (measured) = 12.1 W/kg</p> 	

System check	2000MHz
<p>Communication System: UID 0, CW (0); Frequency: 2000 MHz Medium parameters used: $f = 2000 \text{ MHz}$; $\sigma = 1.427 \text{ S/m}$; $\epsilon_r = 39.844$; $\rho = 1000 \text{ kg/m}^3$ Phantom section: Flat Section</p> <p>DASY5 Configuration:</p> <ul style="list-style-type: none"> Probe: EX3DV4 - SN3708; ConvF(8.09, 8.09, 8.09); Calibrated: 9/26/2019 Sensor-Surface: 1.4mm (Mechanical Surface Detection), Sensor-Surface: 4mm (Mechanical Surface Detection) Electronics: DAE4 Sn720; Calibrated: 10/2/2019 Phantom: Twin-SAM 1559; Type: QD 000 P40 CD; Serial: xxxx <p>Measurement SW: DASY52, Version 52.10 (2); SEMCAD X Version 14.6.12 (7450) Configuration 2000/2000/Area Scan (7x10x1): Measurement grid: $dx=10\text{mm}$, $dy=10\text{mm}$ Maximum value of SAR (measured) = 8.40 W/kg Configuration 2000/2000/Zoom Scan (7x7x7) (7x7x7)/Cube 0: Measurement grid: $dx=5\text{mm}$, $dy=5\text{mm}$, $dz=5\text{mm}$ Reference Value = 76.22 V/m; Power Drift = 0.07 dB Peak SAR (extrapolated) = 18.7 W/kg SAR(1 g) = 9.82 W/kg; SAR(10 g) = 4.97 W/kg Maximum value of SAR (measured) = 12.9 W/kg</p> 	

System check	2450MHz
<p>Communication System: UID 0, CW (0); Frequency: 2450 MHz Medium parameters used: $f = 2450$ MHz; $\sigma = 1.866$ S/m; $\epsilon_r = 38.343$; $\rho = 1000$ kg/m³ Phantom section: Flat Section</p> <p>DASY5 Configuration:</p> <ul style="list-style-type: none"> Probe: EX3DV4 - SN3708; ConvF(7.50, 7.50, 7.50); Calibrated: 9/26/2019 Sensor-Surface: 1.4mm (Mechanical Surface Detection), Sensor-Surface: 4mm (Mechanical Surface Detection) Electronics: DAE4 Sn720; Calibrated: 10/2/2019 Phantom: Twin-SAM 1559; Type: QD 000 P40 CD; Serial: xxxx <p>Measurement SW: DASY52, Version 52.10 (2); SEMCAD X Version 14.6.12 (7450)</p> <p>System Performance Check at Frequencies 2450 MHz/2450/Area Scan (8x11x1): Measurement grid: dx=12mm, dy=12mm Maximum value of SAR (measured) = 21.4 W/kg</p> <p>System Performance Check at Frequencies 2450 MHz/2450/Zoom Scan (7x7x7) (7x7x7)/Cube 0: Measurement grid: dx=5mm, dy=5mm, dz=5mm Reference Value = 108.3 V/m; Power Drift = 0.19 dB Peak SAR (extrapolated) = 28.6 W/kg SAR(1 g) = 13.5 W/kg; SAR(10 g) = 6.32 W/kg Maximum value of SAR (measured) = 22.6 W/kg</p> 	

System check	2600MHz
<p>Communication System: UID 0, CW (0); Frequency: 2600 MHz;Duty Cycle: 1:1 Medium parameters used: $f = 2600$ MHz; $\sigma = 1.951$ S/m; $\epsilon_r = 39.672$; $\rho = 1000$ kg/m³ Phantom section: Flat Section</p> <p>DASY5 Configuration:</p> <ul style="list-style-type: none"> Probe: EX3DV4 - SN3708; ConvF(7.37, 7.37, 7.37); Calibrated: 9/26/2019 Sensor-Surface: 1.4mm (Mechanical Surface Detection), Sensor-Surface: 4mm (Mechanical Surface Detection) Electronics: DAE4 Sn720; Calibrated: 10/2/2019 Phantom: Twin-SAM 1559; Type: QD 000 P40 CD; Serial: xxxx Measurement SW: DASY52, Version 52.10 (2); SEMCAD X Version 14.6.12 (7450) <p>SYSTEM CHECK 2600/SYSTEM CHECK 2600MHz/Area Scan (5x11x1): Measurement grid: dx=12mm, dy=12mm Maximum value of SAR (measured) = 21.6 W/kg</p> <p>SYSTEM CHECK 2600/SYSTEM CHECK 2600MHz/Zoom Scan (7x7x7)/Cube 0: Measurement grid: dx=5mm, dy=5mm, dz=5mm Reference Value = 104.5 V/m; Power Drift = 0.07 dB Peak SAR (extrapolated) = 33.9 W/kg SAR(1 g) = 14.1 W/kg; SAR(10 g) = 6.64 W/kg Maximum value of SAR (measured) = 26.4 W/kg</p> 	

GSM850

Head	Right cheek
<p>Communication System: UID 0, Generic GSM (0); Frequency: 836.6 MHz;Duty Cycle: 1:8.30042 Medium parameters used (interpolated): f = 836.6 MHz; $\sigma = 0.905$ S/m; $\epsilon_r = 41.528$; $\rho = 1000$ kg/m³ Phantom section: Right Section</p> <p>DASY5 Configuration:</p> <ul style="list-style-type: none"> • Probe: EX3DV4 - SN3708; ConvF(9.48, 9.48, 9.48) @ 836.6 MHz; Calibrated: 9/26/2019 • Sensor-Surface: 1.4mm (Mechanical Surface Detection), Sensor-Surface: 4mm (Mechanical Surface Detection) • Electronics: DAE4 Sn720; Calibrated: 10/2/2019 • Phantom: Twin-SAM 1559; Type: QD 000 P40 CD; Serial: xxxx • Measurement SW: DASY52, Version 52.10 (2); SEMCAD X Version 14.6.12 (7450) <p>RIGHT/RC GSM850 2/Area Scan (7x17x1): Measurement grid: dx=15mm, dy=15mm Maximum value of SAR (measured) = 0.137 W/kg</p> <p>RIGHT/RC GSM850 2/Zoom Scan (5x5x7)/Cube 0: Measurement grid: dx=8mm, dy=8mm, dz=5mm Reference Value = 2.724 V/m; Power Drift = 0.02 dB Peak SAR (extrapolated) = 0.157 W/kg SAR(1 g) = 0.126 W/kg; SAR(10 g) = 0.084 W/kg Maximum value of SAR (measured) = 0.124 W/kg</p> 	

Body-worn	Back
<p>Communication System: UID 0, Generic GSM (0); Frequency: 848.6 MHz;Duty Cycle: 3:8.30042</p> <p>Medium parameters used (interpolated): $f = 848.6$ MHz; $\sigma = 0.909$ S/m; $\epsilon_r = 41.503$; $\rho = 1000$ kg/m³</p> <p>Phantom section: Flat Section</p> <p>DASY5 Configuration:</p> <ul style="list-style-type: none"> Probe: EX3DV4 - SN3708; ConvF(9.48, 9.48, 9.48) @ 848.6 MHz; Calibrated: 9/26/2019 Sensor-Surface: 1.4mm (Mechanical Surface Detection (Locations From Previous Scan Used)), Sensor-Surface: 1.4mm (Mechanical Surface Detection) Electronics: DAE4 Sn720; Calibrated: 10/2/2019 Phantom: Twin-SAM 1559; Type: QD 000 P40 CD; Serial: xxxx Measurement SW: DASY52, Version 52.10 (2); SEMCAD X Version 14.6.12 (7450) <p>Configuration 2/BACK GSM850 3TX HIGH/Area Scan (7x11x1): Measurement grid: dx=15mm, dy=15mm Maximum value of SAR (measured) = 1.38 W/kg</p> <p>Configuration 2/BACK GSM850 3TX HIGH/Zoom Scan (5x5x7)/Cube 0: Measurement grid: dx=8mm, dy=8mm, dz=5mm Reference Value = 26.11 V/m; Power Drift = 0.05 dB Peak SAR (extrapolated) = 1.78 W/kg SAR(1 g) = 0.914 W/kg; SAR(10 g) = 0.493 W/kg Maximum value of SAR (measured) = 1.44 W/kg</p> 	

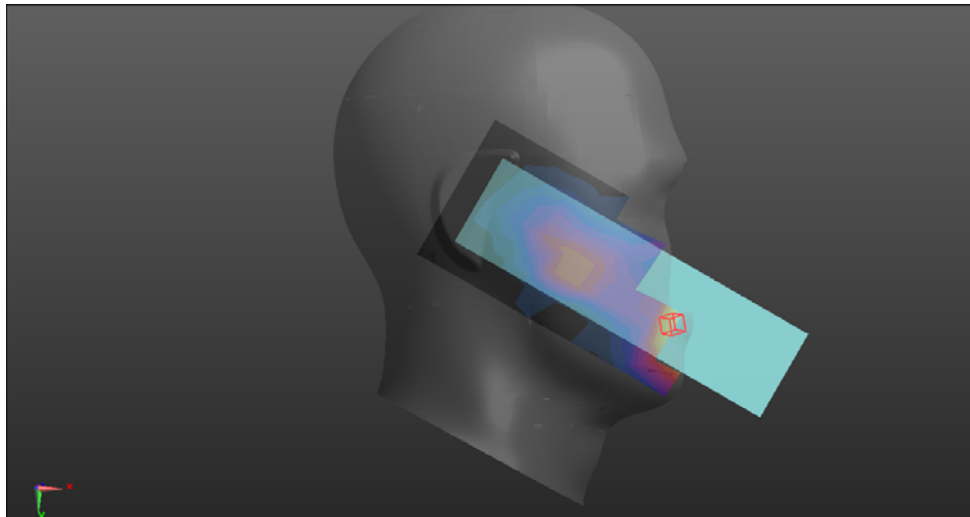
GSM1900

Head	Right cheek
------	-------------

Communication System: UID 0, Generic GSM (0); Frequency: 1880 MHz;Duty Cycle: 1:8.30042
Medium parameters used (interpolated): f = 1880 MHz; $\sigma = 1.4$ S/m; $\epsilon_r = 40$; $\rho = 1000$ kg/m³
Phantom section: Right Section

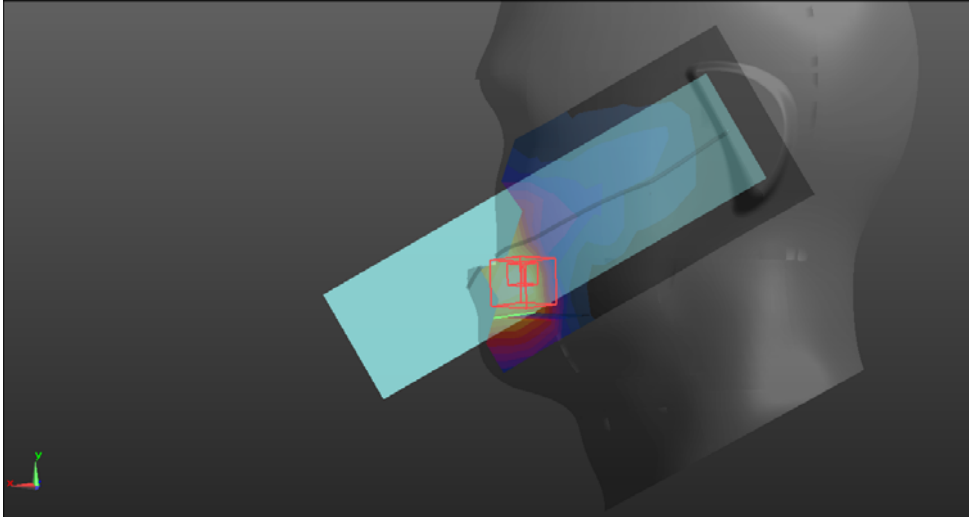
DASY5 Configuration:

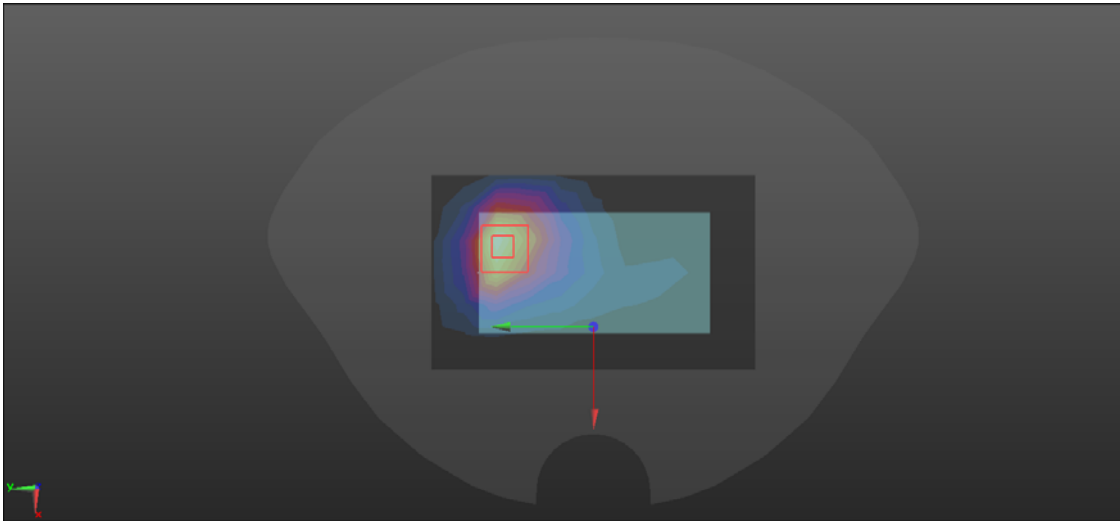
- Probe: EX3DV4 - SN3708; ConvF(8.1, 8.1, 8.1) @ 1880 MHz; Calibrated: 9/26/2019
 - Sensor-Surface: 1.4mm (Mechanical Surface Detection (Locations From Previous Scan Used)), Sensor-Surface: 4mm (Mechanical Surface Detection)
 - Electronics: DAE4 Sn720; Calibrated: 10/2/2019
 - Phantom: Twin-SAM 1559; Type: QD 000 P40 CD; Serial: xxxx
 - Measurement SW: DASY52, Version 52.10 (2); SEMCAD X Version 14.6.12 (7450)
- RIGHT/RC GSM1900/Area Scan (7x17x1):** Measurement grid: dx=15mm, dy=15mm
Maximum value of SAR (measured) = 0.0621 W/kg
- RIGHT/RC GSM1900/Zoom Scan (5x5x7)/Cube 0:** Measurement grid: dx=8mm, dy=8mm, dz=5mm
Reference Value = 1.694 V/m; Power Drift = -0.04 dB
Peak SAR (extrapolated) = 0.0830 W/kg
- SAR(1 g) = 0.051 W/kg; SAR(10 g) = 0.094 W/kg**
Maximum value of SAR (measured) = 0.103 W/kg




Body-worn	Back
<p>Communication System: UID 0, Generic GSM (0); Frequency: 1850.2 MHz;Duty Cycle: 3:8.30042</p> <p>Medium parameters used (interpolated): $f = 1850.2$ MHz; $\sigma = 1.4$ S/m; $\epsilon_r = 40$; $\rho = 1000$ kg/m³</p> <p>Phantom section: Flat Section</p> <p>DASY5 Configuration:</p> <ul style="list-style-type: none"> Probe: EX3DV4 - SN3708; ConvF(8.1, 8.1, 8.1) @ 1850.2 MHz; Calibrated: 9/26/2019 Sensor-Surface: 1.4mm (Mechanical Surface Detection (Locations From Previous Scan Used)), Sensor-Surface: 1.4mm (Mechanical Surface Detection) Electronics: DAE4 Sn720; Calibrated: 10/2/2019 Phantom: Twin-SAM 1559; Type: QD 000 P40 CD; Serial: xxxx Measurement SW: DASY52, Version 52.10 (2); SEMCAD X Version 14.6.12 (7450) <p>Configuration 2/BACK GSM1900 3TX LOW/Area Scan (7x11x1): Measurement grid: dx=15mm, dy=15mm Maximum value of SAR (measured) = 1.43 W/kg</p> <p>Configuration 2/BACK GSM1900 3TX LOW/Zoom Scan (5x5x7)/Cube 0: Measurement grid: dx=8mm, dy=8mm, dz=5mm Reference Value = 16.83 V/m; Power Drift = -0.08 dB Peak SAR (extrapolated) = 1.83 W/kg SAR(1 g) = 1.01 W/kg; SAR(10 g) = 0.567 W/kg Maximum value of SAR (measured) = 1.50 W/kg</p> 	

WCDMA Band II

Head	Left cheek
<p>Communication System: UID 0, wcdma BANDII (0); Frequency: 1880 MHz; Duty Cycle: 1:1 Medium parameters used (interpolated): $f = 1880$ MHz; $\sigma = 1.4$ S/m; $\epsilon_r = 40$; $\rho = 1000$ kg/m³ Phantom section: Left Section</p> <p>DASY5 Configuration:</p> <ul style="list-style-type: none"> Probe: EX3DV4 - SN3708; ConvF(8.1, 8.1, 8.1) @ 1880 MHz; Calibrated: 9/26/2019 Sensor-Surface: 1.4mm (Mechanical Surface Detection) Electronics: DAE4 Sn720; Calibrated: 10/2/2019 Phantom: Twin-SAM 1559; Type: QD 000 P40 CD; Serial: xxxx Measurement SW: DASY52, Version 52.10 (2); SEMCAD X Version 14.6.12 (7450) <p>LEFT/LC WCDMA B2/Area Scan (7x17x1): Measurement grid: dx=15mm, dy=15mm Maximum value of SAR (measured) = 0.115 W/kg</p> <p>LEFT/LC WCDMA B2/Zoom Scan (5x5x7)/Cube 0: Measurement grid: dx=8mm, dy=8mm, dz=5mm Reference Value = 1.400 V/m; Power Drift = -0.02 dB Peak SAR (extrapolated) = 0.140 W/kg SAR(1 g) = 0.094 W/kg; SAR(10 g) = 0.062 W/kg Maximum value of SAR (measured) = 0.122 W/kg</p>	
	

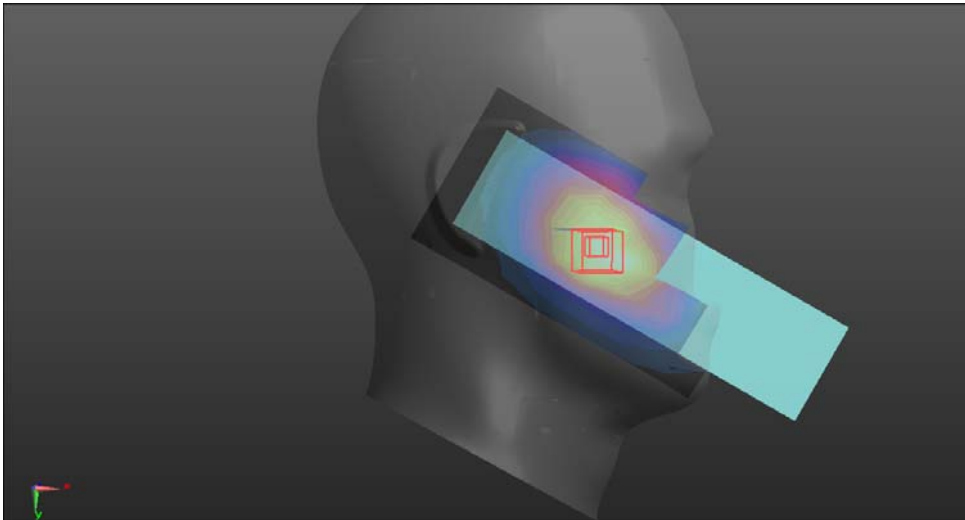
Body-worn	Back
<p>Communication System: UID 0, wcdma BANDII (0); Frequency: 1907.6 MHz;Duty Cycle: 1:1 Medium parameters used (interpolated): $f = 1907.6$ MHz; $\sigma = 1.4$ S/m; $\epsilon_r = 40$; $\rho = 1000$ kg/m³ Phantom section: Flat Section</p> <p>DASY5 Configuration:</p> <ul style="list-style-type: none"> Probe: EX3DV4 - SN3708; ConvF(8.1, 8.1, 8.1) @ 1907.6 MHz; Calibrated: 9/26/2019 Sensor-Surface: 1.4mm (Mechanical Surface Detection (Locations From Previous Scan Used)), Sensor-Surface: 1.4mm (Mechanical Surface Detection) Electronics: DAE4 Sn720; Calibrated: 10/2/2019 Phantom: Twin-SAM 1559; Type: QD 000 P40 CD; Serial: xxxx Measurement SW: DASY52, Version 52.10 (2); SEMCAD X Version 14.6.12 (7450) <p>Configuration 4/BACK WCDMA B2 HIGH/Area Scan (7x11x1): Measurement grid: dx=15mm, dy=15mm Maximum value of SAR (measured) = 1.17 W/kg</p> <p>Configuration 4/BACK WCDMA B2 HIGH/Zoom Scan (5x5x7)/Cube 0: Measurement grid: dx=8mm, dy=8mm, dz=5mm Reference Value = 12.27 V/m; Power Drift = 0.02 dB Peak SAR (extrapolated) = 1.46 W/kg SAR(1 g) = 0.810 W/kg; SAR(10 g) = 0.448 W/kg Maximum value of SAR (measured) = 1.22 W/kg</p> 	

WCDMA Band IV

Head	Right tilt
<p>Communication System: UID 0, wcdma bandIV (0); Frequency: 1732.4 MHz;Duty Cycle: 1:1 Medium parameters used (interpolated): $f = 1732.4$ MHz; $\sigma = 1.375$ S/m; $\epsilon_r = 40.07$; $\rho = 1000$ kg/m³ Phantom section: Right Section</p> <p>DASY5 Configuration:</p> <ul style="list-style-type: none"> Probe: EX3DV4 - SN3708; ConvF(8.41, 8.41, 8.41) @ 1732.4 MHz; Calibrated: 9/26/2019 Sensor-Surface: 1.4mm (Mechanical Surface Detection (Locations From Previous Scan Used)), Sensor-Surface: 4mm (Mechanical Surface Detection) Electronics: DAE4 Sn720; Calibrated: 10/2/2019 Phantom: Twin-SAM 1559; Type: QD 000 P40 CD; Serial: xxxx Measurement SW: DASY52, Version 52.10 (2); SEMCAD X Version 14.6.12 (7450) <p>RIGHT/RT WCDMA B4/Area Scan (7x17x1): Measurement grid: dx=15mm, dy=15mm Maximum value of SAR (measured) = 0.0766 W/kg</p> <p>RIGHT/RT WCDMA B4/Zoom Scan (5x5x7)/Cube 0: Measurement grid: dx=8mm, dy=8mm, dz=5mm Reference Value = 3.788 V/m; Power Drift = 0.08 dB Peak SAR (extrapolated) = 0.0840 W/kg SAR(1 g) = 0.062 W/kg; SAR(10 g) = 0.041 W/kg Maximum value of SAR (measured) = 0.0672 W/kg</p> 	


Body-worn	Back
<p>Communication System: UID 0, wcdma bandIV (0); Frequency: 1732.4 MHz; Duty Cycle: 1:1 Medium parameters used (interpolated): $f = 1732.4$ MHz; $\sigma = 1.375$ S/m; $\epsilon_r = 40.07$; $\rho = 1000$ kg/m³ Phantom section: Flat Section</p> <p>DASY5 Configuration:</p> <ul style="list-style-type: none"> Probe: EX3DV4 - SN3708; ConvF(8.41, 8.41, 8.41) @ 1732.4 MHz; Calibrated: 9/26/2019 Sensor-Surface: 1.4mm (Mechanical Surface Detection (Locations From Previous Scan Used)), Sensor-Surface: 1.4mm (Mechanical Surface Detection) Electronics: DAE4 Sn720; Calibrated: 10/2/2019 Phantom: Twin-SAM 1559; Type: QD 000 P40 CD; Serial: xxxx Measurement SW: DASY52, Version 52.10 (2); SEMCAD X Version 14.6.12 (7450) <p>Configuration 2/BACK WCDMA B4/Area Scan (7x11x1): Measurement grid: dx=15mm, dy=15mm Maximum value of SAR (measured) = 0.733 W/kg</p> <p>Configuration 2/BACK WCDMA B4/Zoom Scan (5x5x7)/Cube 0: Measurement grid: dx=8mm, dy=8mm, dz=5mm Reference Value = 13.02 V/m; Power Drift = -0.43 dB Peak SAR (extrapolated) = 0.950 W/kg SAR(1 g) = 0.532 W/kg; SAR(10 g) = 0.298 W/kg Maximum value of SAR (measured) = 0.777 W/kg</p> 	

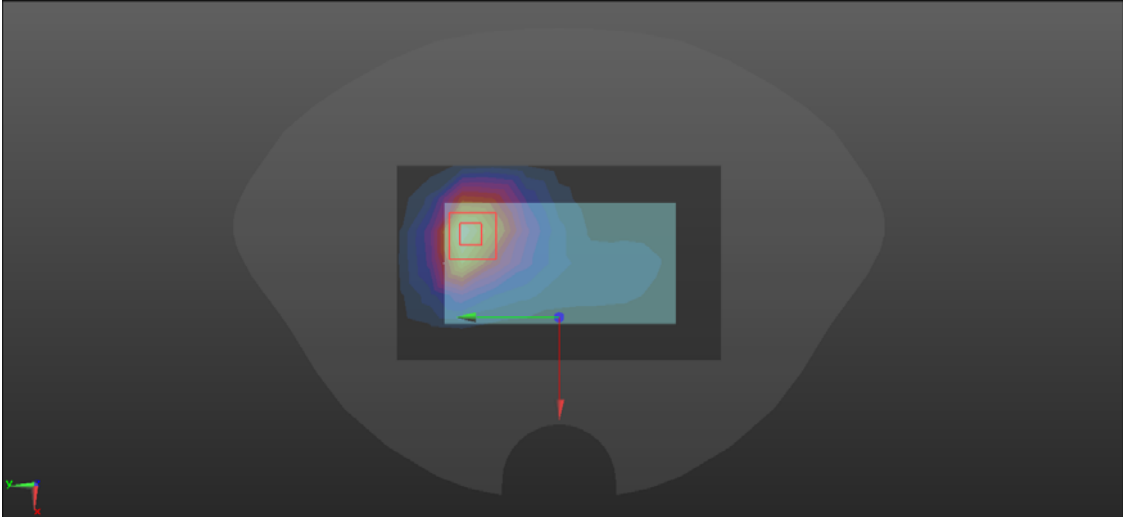
WCDMA Band V

Head	Right cheek
<p>Communication System: UID 0, WCDMA 5 (0); Frequency: 836.6 MHz; Duty Cycle: 1:1 Medium parameters used (interpolated): $f = 836.6$ MHz; $\sigma = 0.905$ S/m; $\epsilon_r = 41.528$; $\rho = 1000$ kg/m³ Phantom section: Right Section</p> <p>DASY5 Configuration:</p> <ul style="list-style-type: none"> Probe: EX3DV4 - SN3708; ConvF(9.48, 9.48, 9.48) @ 836.6 MHz; Calibrated: 9/26/2019 Sensor-Surface: 1.4mm (Mechanical Surface Detection (Locations From Previous Scan Used)), Sensor-Surface: 4mm (Mechanical Surface Detection) Electronics: DAE4 Sn720; Calibrated: 10/2/2019 Phantom: Twin-SAM 1559; Type: QD 000 P40 CD; Serial: xxxx Measurement SW: DASY52, Version 52.10 (2); SEMCAD X Version 14.6.12 (7450) <p>RIGHT/RC WCDMA B5/Area Scan (7x17x1): Measurement grid: dx=15mm, dy=15mm Maximum value of SAR (measured) = 0.168 W/kg</p> <p>RIGHT/RC WCDMA B5/Zoom Scan (5x5x7)/Cube 0: Measurement grid: dx=8mm, dy=8mm, dz=5mm Reference Value = 3.799 V/m; Power Drift = 0.12 dB Peak SAR (extrapolated) = 0.194 W/kg SAR(1 g) = 0.143 W/kg; SAR(10 g) = 0.102 W/kg Maximum value of SAR (measured) = 0.151 W/kg</p> 	

Body-worn	Back
<p>Communication System: UID 0, WCDMA 5 (0); Frequency: 836.6 MHz;Duty Cycle: 1:1 Medium parameters used (interpolated): $f = 836.6$ MHz; $\sigma = 0.905$ S/m; $\epsilon_r = 41.528$; $\rho = 1000$ kg/m³ Phantom section: Flat Section</p> <p>DASY5 Configuration:</p> <ul style="list-style-type: none"> Probe: EX3DV4 - SN3708; ConvF(9.48, 9.48, 9.48) @ 836.6 MHz; Calibrated: 9/26/2019 Sensor-Surface: 1.4mm (Mechanical Surface Detection (Locations From Previous Scan Used)), Sensor-Surface: 1.4mm (Mechanical Surface Detection) Electronics: DAE4 Sn720; Calibrated: 10/2/2019 Phantom: Twin-SAM 1559; Type: QD 000 P40 CD; Serial: xxxx Measurement SW: DASY52, Version 52.10 (2); SEMCAD X Version 14.6.12 (7450) <p>Configuration 2/BACK WCDMA B5/Area Scan (7x11x1): Measurement grid: dx=15mm, dy=15mm Maximum value of SAR (measured) = 0.939 W/kg</p> <p>Configuration 2/BACK WCDMA B5/Zoom Scan (5x5x7)/Cube 0: Measurement grid: dx=8mm, dy=8mm, dz=5mm Reference Value = 21.76 V/m; Power Drift = 0.06 dB Peak SAR (extrapolated) = 1.18 W/kg SAR(1 g) = 0.630 W/kg; SAR(10 g) = 0.350 W/kg Maximum value of SAR (measured) = 0.972 W/kg</p> 	

LTE Band 2

Head	Right cheek
<p>Communication System: UID 0, LTE BAND02 (0); Frequency: 1880 MHz;Duty Cycle: 1:1 Medium parameters used (interpolated): f = 1880 MHz; $\sigma = 1.4$ S/m; $\epsilon_r = 40$; $\rho = 1000$ kg/m³ Phantom section: Right Section</p>	
<p>DASY5 Configuration:</p>	
<ul style="list-style-type: none"> • Probe: EX3DV4 - SN3708; ConvF(8.1, 8.1, 8.1) @ 1880 MHz; Calibrated: 9/26/2019 • Sensor-Surface: 1.4mm (Mechanical Surface Detection (Locations From Previous Scan Used)), Sensor-Surface: 4mm (Mechanical Surface Detection) • Electronics: DAE4 Sn720; Calibrated: 10/2/2019 • Phantom: Twin-SAM 1559; Type: QD 000 P40 CD; Serial: xxxx • Measurement SW: DASY52, Version 52.10 (2); SEMCAD X Version 14.6.12 (7450) <p>RIGHT/RC LTE B2/Area Scan (7x17x1): Measurement grid: dx=15mm, dy=15mm Maximum value of SAR (measured) = 0.0980 W/kg</p> <p>RIGHT/RC LTE B2/Zoom Scan (5x5x7)/Cube 0: Measurement grid: dx=8mm, dy=8mm, dz=5mm Reference Value = 1.784 V/m; Power Drift = 0.03 dB Peak SAR (extrapolated) = 0.112 W/kg SAR(1 g) = 0.070 W/kg; SAR(10 g) = 0.043 W/kg Maximum value of SAR (measured) = 0.0748 W/kg</p>	
	

Body-worn	Back
<p>Communication System: UID 0, LTE BAND02 (0); Frequency: 1900 MHz;Duty Cycle: 1:1 Medium parameters used: $f = 1900$ MHz; $\sigma = 1.4$ S/m; $\epsilon_r = 40$; $\rho = 1000$ kg/m³ Phantom section: Flat Section</p> <p>DASY5 Configuration:</p> <ul style="list-style-type: none"> Probe: EX3DV4 - SN3708; ConvF(8.1, 8.1, 8.1) @ 1900 MHz; Calibrated: 9/26/2019 Sensor-Surface: 1.4mm (Mechanical Surface Detection (Locations From Previous Scan Used)), Sensor-Surface: 1.4mm (Mechanical Surface Detection) Electronics: DAE4 Sn720; Calibrated: 10/2/2019 Phantom: Twin-SAM 1559; Type: QD 000 P40 CD; Serial: xxxx Measurement SW: DASY52, Version 52.10 (2); SEMCAD X Version 14.6.12 (7450) <p>Configuration 4/BACK LTE B2 1%RB high/Area Scan (7x11x1): Measurement grid: dx=15mm, dy=15mm Maximum value of SAR (measured) = 1.26 W/kg</p> <p>Configuration 4/BACK LTE B2 1%RB high/Zoom Scan (5x5x7)/Cube 0: Measurement grid: dx=8mm, dy=8mm, dz=5mm Reference Value = 12.67 V/m; Power Drift = 0.10 dB Peak SAR (extrapolated) = 1.67 W/kg SAR(1 g) = 0.932 W/kg; SAR(10 g) = 0.520 W/kg Maximum value of SAR (measured) = 1.40 W/kg</p> 	

LTE Band 4

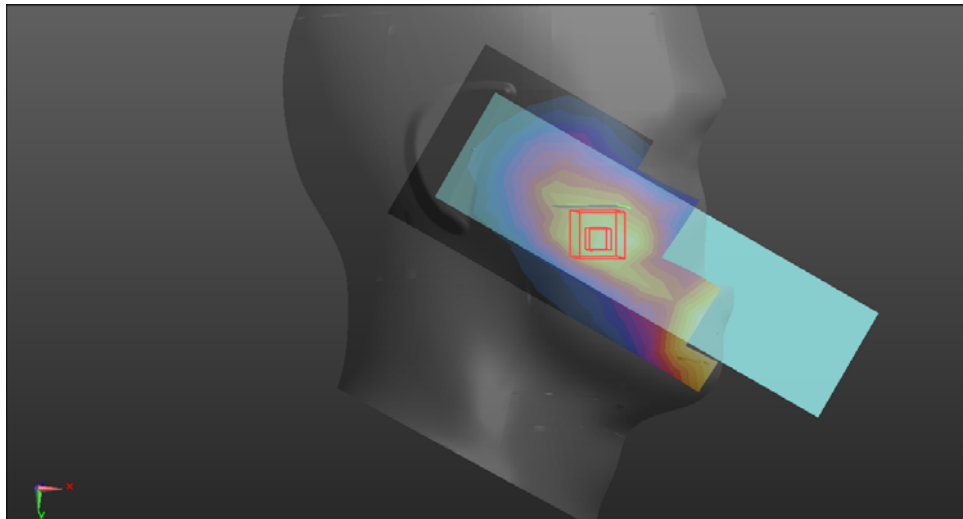
Head	Right cheek
------	-------------

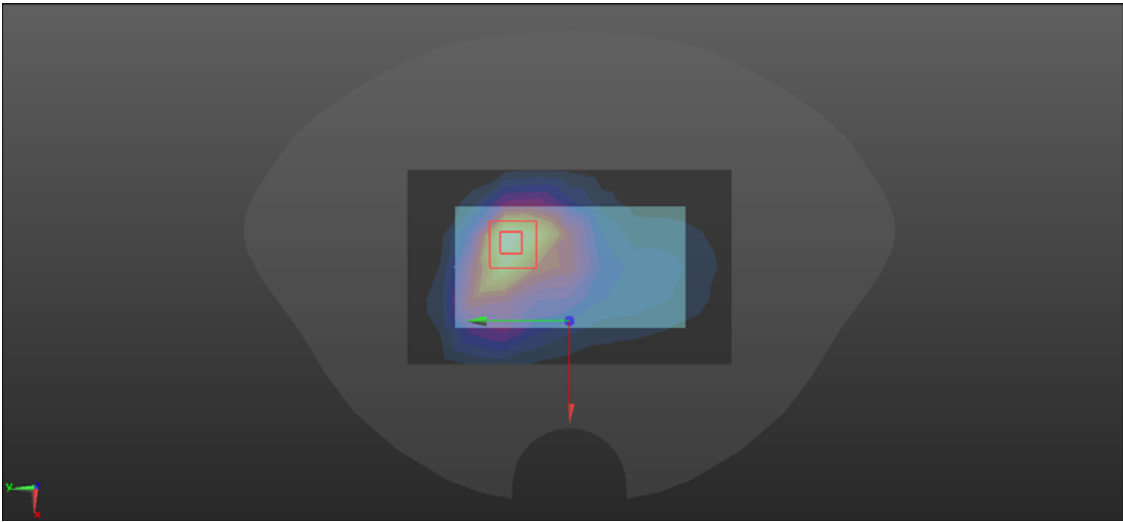
Communication System: UID 0, LTE BAND4 (0); Frequency: 1732.5 MHz; Duty Cycle: 1:1
Medium parameters used (interpolated): $f = 1732.5$ MHz; $\sigma = 1.375$ S/m; $\epsilon_r = 40.07$; $\rho = 1000$ kg/m³

Phantom section: Right Section

DASY5 Configuration:

- Probe: EX3DV4 - SN3708; ConvF(8.41, 8.41, 8.41) @ 1732.5 MHz; Calibrated: 9/26/2019
 - Sensor-Surface: 1.4mm (Mechanical Surface Detection (Locations From Previous Scan Used)), Sensor-Surface: 4mm (Mechanical Surface Detection)
 - Electronics: DAE4 Sn720; Calibrated: 10/2/2019
 - Phantom: Twin-SAM 1559; Type: QD 000 P40 CD; Serial: xxxx
 - Measurement SW: DASY52, Version 52.10 (2); SEMCAD X Version 14.6.12 (7450)
- RIGHT/RC LTE B4/Area Scan (7x17x1):** Measurement grid: dx=15mm, dy=15mm
Maximum value of SAR (measured) = 0.0838 W/kg
- RIGHT/RC LTE B4/Zoom Scan (5x5x7)/Cube 0:** Measurement grid: dx=8mm, dy=8mm, dz=5mm
Reference Value = 1.529 V/m; Power Drift = 0.03 dB
Peak SAR (extrapolated) = 0.0940 W/kg
SAR(1 g) = 0.066 W/kg; SAR(10 g) = 0.044 W/kg
Maximum value of SAR (measured) = 0.0705 W/kg



Body-worn	Back
<p>Communication System: UID 0, LTE BAND4 (0); Frequency: 1745 MHz;Duty Cycle: 1:1 Medium parameters used (interpolated): $f = 1745$ MHz; $\sigma = 1.383$ S/m; $\epsilon_r = 40.047$; $\rho = 1000$ kg/m³ Phantom section: Flat Section</p> <p>DASY5 Configuration:</p> <ul style="list-style-type: none"> Probe: EX3DV4 - SN3708; ConvF(8.41, 8.41, 8.41) @ 1745 MHz; Calibrated: 9/26/2019 Sensor-Surface: 1.4mm (Mechanical Surface Detection (Locations From Previous Scan Used)), Sensor-Surface: 1.4mm (Mechanical Surface Detection) Electronics: DAE4 Sn720; Calibrated: 10/2/2019 Phantom: Twin-SAM 1559; Type: QD 000 P40 CD; Serial: xxxx Measurement SW: DASY52, Version 52.10 (2); SEMCAD X Version 14.6.12 (7450) <p>Configuration 2/BACK LTE B4 1%RB high/Area Scan (7x11x1): Measurement grid: dx=15mm, dy=15mm Maximum value of SAR (measured) = 1.36 W/kg</p> <p>Configuration 2/BACK LTE B4 1%RB high/Zoom Scan (5x5x7)/Cube 0: Measurement grid: dx=8mm, dy=8mm, dz=5mm Reference Value = 22.45 V/m; Power Drift = 0.03 dB Peak SAR (extrapolated) = 1.71 W/kg SAR(1 g) = 0.981 W/kg; SAR(10 g) = 0.561 W/kg Maximum value of SAR (measured) = 1.43 W/kg</p> 	

LTE Band 5

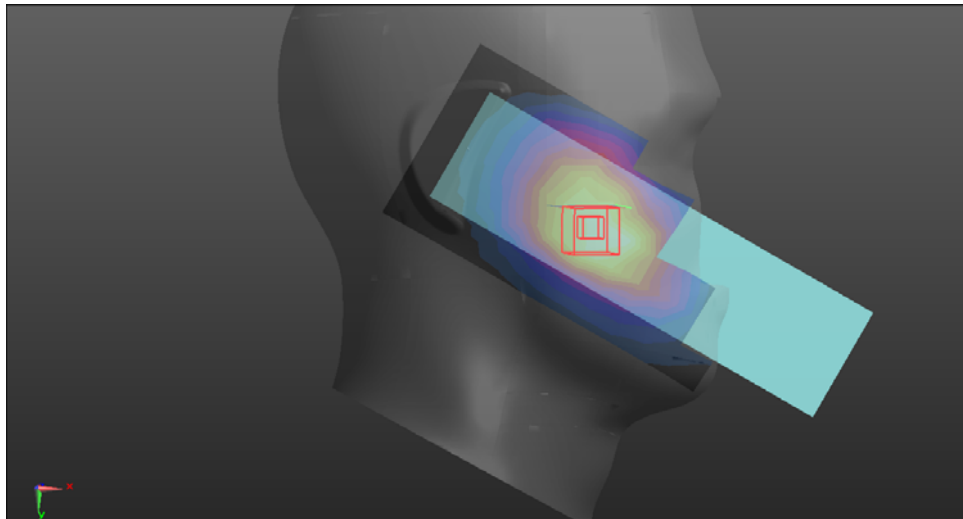
Head	Right cheek
------	-------------

Communication System: UID 0, LTE BAND05 (0); Frequency: 836.5 MHz; Duty Cycle: 1:1
Medium parameters used (interpolated): $f = 836.5$ MHz; $\sigma = 0.905$ S/m; $\epsilon_r = 41.528$; $\rho = 1000$ kg/m³

Phantom section: Right Section

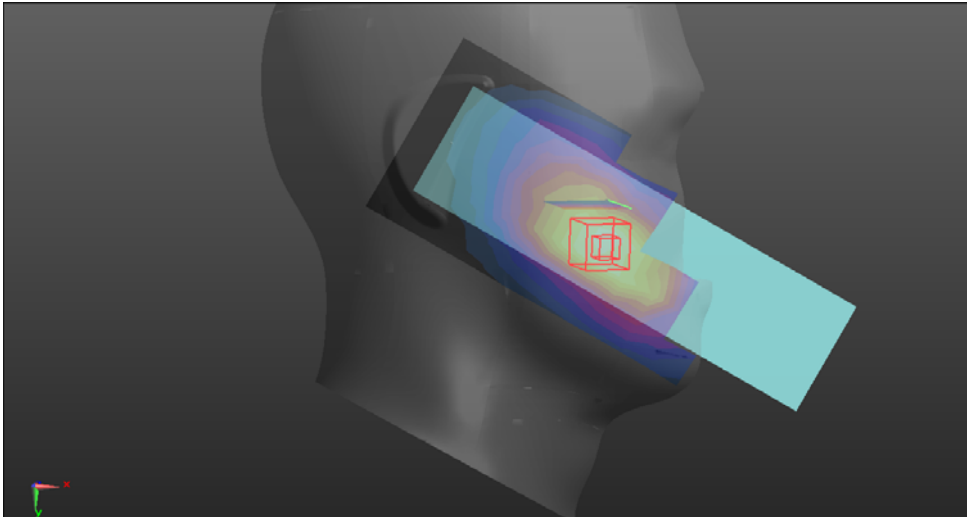
DASY5 Configuration:

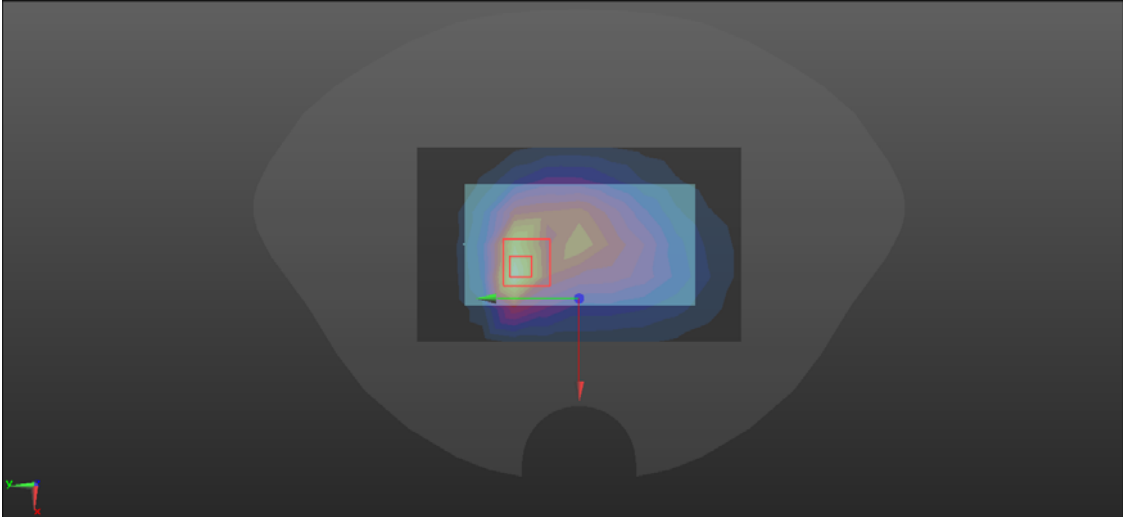
- Probe: EX3DV4 - SN3708; ConvF(9.48, 9.48, 9.48) @ 836.5 MHz; Calibrated: 9/26/2019
 - Sensor-Surface: 1.4mm (Mechanical Surface Detection (Locations From Previous Scan Used)), Sensor-Surface: 4mm (Mechanical Surface Detection)
 - Electronics: DAE4 Sn720; Calibrated: 10/2/2019
 - Phantom: Twin-SAM 1559; Type: QD 000 P40 CD; Serial: xxxx
 - Measurement SW: DASY52, Version 52.10 (2); SEMCAD X Version 14.6.12 (7450)
- RIGHT/RC LTE B5/Area Scan (7x17x1):** Measurement grid: dx=15mm, dy=15mm
Maximum value of SAR (measured) = 0.237 W/kg
- RIGHT/RC LTE B5/Zoom Scan (5x5x7)/Cube 0:** Measurement grid: dx=8mm, dy=8mm, dz=5mm
Reference Value = 4.481 V/m; Power Drift = 0.05 dB
Peak SAR (extrapolated) = 0.273 W/kg
SAR(1 g) = 0.202 W/kg; SAR(10 g) = 0.145 W/kg
Maximum value of SAR (measured) = 0.210 W/kg



Body-worn	Back
<p>Communication System: UID 0, LTE BAND05 (0); Frequency: 836.5 MHz; Duty Cycle: 1:1 Medium parameters used (interpolated): $f = 836.5$ MHz; $\sigma = 0.905$ S/m; $\epsilon_r = 41.528$; $\rho = 1000$ kg/m³ Phantom section: Flat Section</p> <p>DASY5 Configuration:</p> <ul style="list-style-type: none"> Probe: EX3DV4 - SN3708; ConvF(9.48, 9.48, 9.48) @ 836.5 MHz; Calibrated: 9/26/2019 Sensor-Surface: 1.4mm (Mechanical Surface Detection (Locations From Previous Scan Used)), Sensor-Surface: 1.4mm (Mechanical Surface Detection) Electronics: DAE4 Sn720; Calibrated: 10/2/2019 Phantom: Twin-SAM 1559; Type: QD 000 P40 CD; Serial: xxxx Measurement SW: DASY52, Version 52.10 (2); SEMCAD X Version 14.6.12 (7450) <p>Configuration 2/BACK LTE B5 1%RB 2/Area Scan (7x11x1): Measurement grid: dx=15mm, dy=15mm Maximum value of SAR (measured) = 0.887 W/kg</p> <p>Configuration 2/BACK LTE B5 1%RB 2/Zoom Scan (5x5x7)/Cube 0: Measurement grid: dx=8mm, dy=8mm, dz=5mm Reference Value = 25.36 V/m; Power Drift = -0.17 dB Peak SAR (extrapolated) = 1.24 W/kg SAR(1 g) = 0.666 W/kg; SAR(10 g) = 0.372 W/kg Maximum value of SAR (measured) = 1.01 W/kg</p> 	

LTE Band 12

Head	Right cheek
<p>Communication System: UID 0, LTE BAND12 (0); Frequency: 707.5 MHz; Duty Cycle: 1:1 Medium parameters used (interpolated): $f = 707.5 \text{ MHz}$; $\sigma = 0.887 \text{ S/m}$; $\epsilon_r = 42.115$; $\rho = 1000 \text{ kg/m}^3$ Phantom section: Right Section</p> <p>DASY5 Configuration:</p> <ul style="list-style-type: none"> Probe: EX3DV4 - SN3708; ConvF(9.63, 9.63, 9.63) @ 707.5 MHz; Calibrated: 9/26/2019 Sensor-Surface: 1.4mm (Mechanical Surface Detection (Locations From Previous Scan Used)), Sensor-Surface: 4mm (Mechanical Surface Detection) Electronics: DAE4 Sn720; Calibrated: 10/2/2019 Phantom: Twin-SAM 1559; Type: QD 000 P40 CD; Serial: xxxx Measurement SW: DASY52, Version 52.10 (2); SEMCAD X Version 14.6.12 (7450) <p>RIGHT/RC LTE B12/Area Scan (7x17x1): Measurement grid: dx=15mm, dy=15mm Maximum value of SAR (measured) = 0.328 W/kg</p> <p>RIGHT/RC LTE B12/Zoom Scan (5x5x7)/Cube 0: Measurement grid: dx=8mm, dy=8mm, dz=5mm Reference Value = 5.278 V/m; Power Drift = 0.11 dB Peak SAR (extrapolated) = 0.409 W/kg SAR(1 g) = 0.276 W/kg; SAR(10 g) = 0.190 W/kg Maximum value of SAR (measured) = 0.292 W/kg</p> 	

Body-worn	Back
<p>Communication System: UID 0, LTE BAND12 (0); Frequency: 707.5 MHz;Duty Cycle: 1:1 Medium parameters used (interpolated): $f = 707.5$ MHz; $\sigma = 0.887$ S/m; $\epsilon_r = 42.115$; $\rho = 1000$ kg/m³ Phantom section: Flat Section</p> <p>DASY5 Configuration:</p> <ul style="list-style-type: none"> Probe: EX3DV4 - SN3708; ConvF(9.63, 9.63, 9.63) @ 707.5 MHz; Calibrated: 9/26/2019 Sensor-Surface: 1.4mm (Mechanical Surface Detection (Locations From Previous Scan Used)), Sensor-Surface: 1.4mm (Mechanical Surface Detection) Electronics: DAE4 Sn720; Calibrated: 10/2/2019 Phantom: Twin-SAM 1559; Type: QD 000 P40 CD; Serial: xxxx Measurement SW: DASY52, Version 52.10 (2); SEMCAD X Version 14.6.12 (7450) <p>Configuration 2/BACK LTE B12 1%RB 2/Area Scan (7x11x1): Measurement grid: dx=15mm, dy=15mm Maximum value of SAR (measured) = 0.428 W/kg</p> <p>Configuration 2/BACK LTE B12 1%RB 2/Zoom Scan (5x5x7)/Cube 0: Measurement grid: dx=8mm, dy=8mm, dz=5mm Reference Value = 19.46 V/m; Power Drift = -0.05 dB Peak SAR (extrapolated) = 0.534 W/kg SAR(1 g) = 0.284 W/kg; SAR(10 g) = 0.166 W/kg Maximum value of SAR (measured) = 0.436 W/kg</p> 	

LTE Band 25

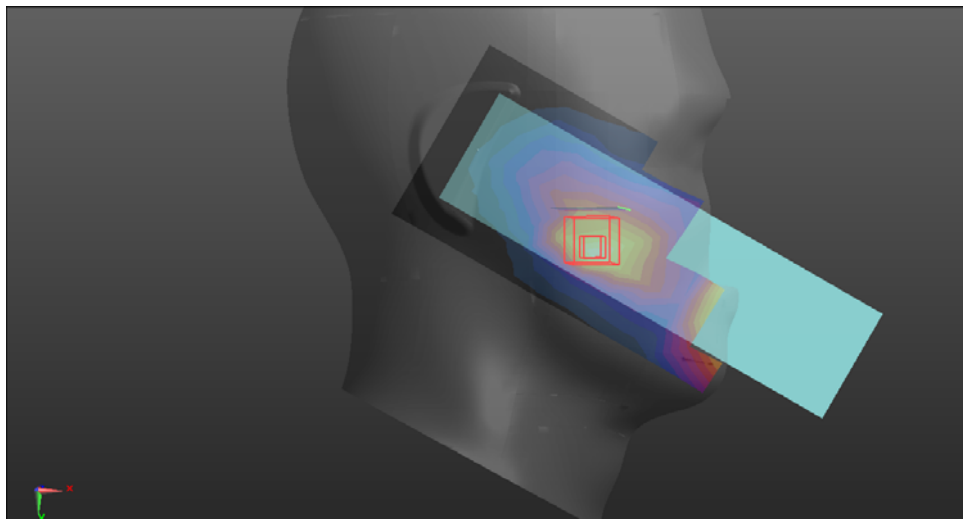
Head	Right cheek
------	-------------

Communication System: UID 0, LTE BAND25 (0); Frequency: 1882.5 MHz; Duty Cycle: 1:1
Medium parameters used (interpolated): $f = 1882.5$ MHz; $\sigma = 1.4$ S/m; $\epsilon_r = 40$; $\rho = 1000$ kg/m³

Phantom section: Right Section

DASY5 Configuration:

- Probe: EX3DV4 - SN3708; ConvF(8.1, 8.1, 8.1) @ 1882.5 MHz; Calibrated: 9/26/2019
- Sensor-Surface: 1.4mm (Mechanical Surface Detection (Locations From Previous Scan Used)), Sensor-Surface: 4mm (Mechanical Surface Detection)
- Electronics: DAE4 Sn720; Calibrated: 10/2/2019
- Phantom: Twin-SAM 1559; Type: QD 000 P40 CD; Serial: xxxx
- Measurement SW: DASY52, Version 52.10 (2); SEMCAD X Version 14.6.12 (7450)
RIGHT/RC LTE B25/Area Scan (7x17x1): Measurement grid: dx=15mm, dy=15mm
Maximum value of SAR (measured) = 0.0928 W/kg
RIGHT/RC LTE B25/Zoom Scan (5x5x7)/Cube 0: Measurement grid: dx=8mm, dy=8mm, dz=5mm
Reference Value = 2.163 V/m; Power Drift = 0.03 dB
Peak SAR (extrapolated) = 0.119 W/kg
SAR(1 g) = 0.073 W/kg; SAR(10 g) = 0.043 W/kg
Maximum value of SAR (measured) = 0.0791 W/kg



Body-worn	Back
<p>Communication System: UID 0, LTE BAND25 (0); Frequency: 1905 MHz;Duty Cycle: 1:1 Medium parameters used (interpolated): $f = 1905$ MHz; $\sigma = 1.4$ S/m; $\epsilon_r = 40$; $\rho = 1000$ kg/m³ Phantom section: Flat Section</p> <p>DASY5 Configuration:</p> <ul style="list-style-type: none"> Probe: EX3DV4 - SN3708; ConvF(8.1, 8.1, 8.1) @ 1905 MHz; Calibrated: 9/26/2019 Sensor-Surface: 1.4mm (Mechanical Surface Detection (Locations From Previous Scan Used)), Sensor-Surface: 1.4mm (Mechanical Surface Detection) Electronics: DAE4 Sn720; Calibrated: 10/2/2019 Phantom: Twin-SAM 1559; Type: QD 000 P40 CD; Serial: xxxx Measurement SW: DASY52, Version 52.10 (2); SEMCAD X Version 14.6.12 (7450) <p>Configuration 4/BACK LTE B25 1%RB high/Area Scan (7x11x1): Measurement grid: dx=15mm, dy=15mm Maximum value of SAR (measured) = 1.12 W/kg</p> <p>Configuration 4/BACK LTE B25 1%RB high/Zoom Scan (5x5x7)/Cube 0: Measurement grid: dx=8mm, dy=8mm, dz=5mm Reference Value = 13.08 V/m; Power Drift = 0.00 dB Peak SAR (extrapolated) = 1.59 W/kg SAR(1 g) = 0.890 W/kg; SAR(10 g) = 0.499 W/kg Maximum value of SAR (measured) = 1.31 W/kg</p> 	

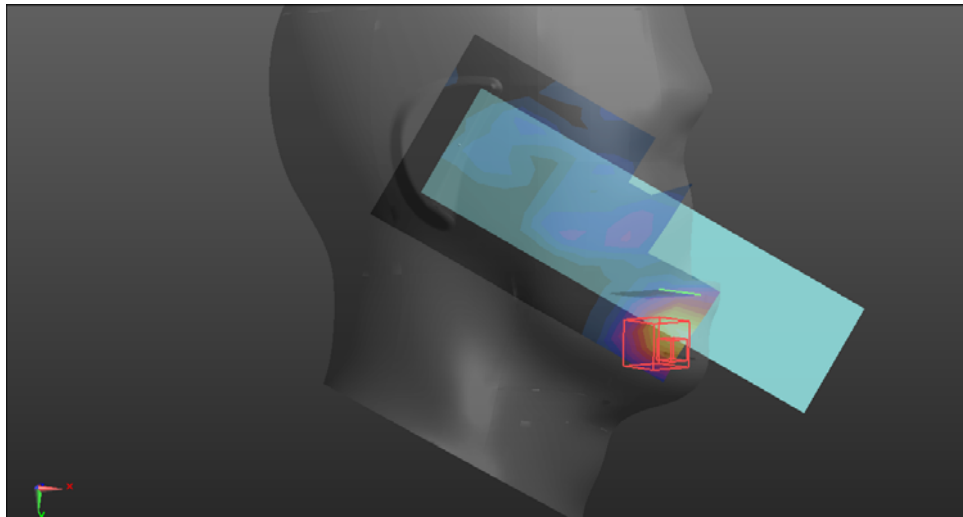
LTE Band 41

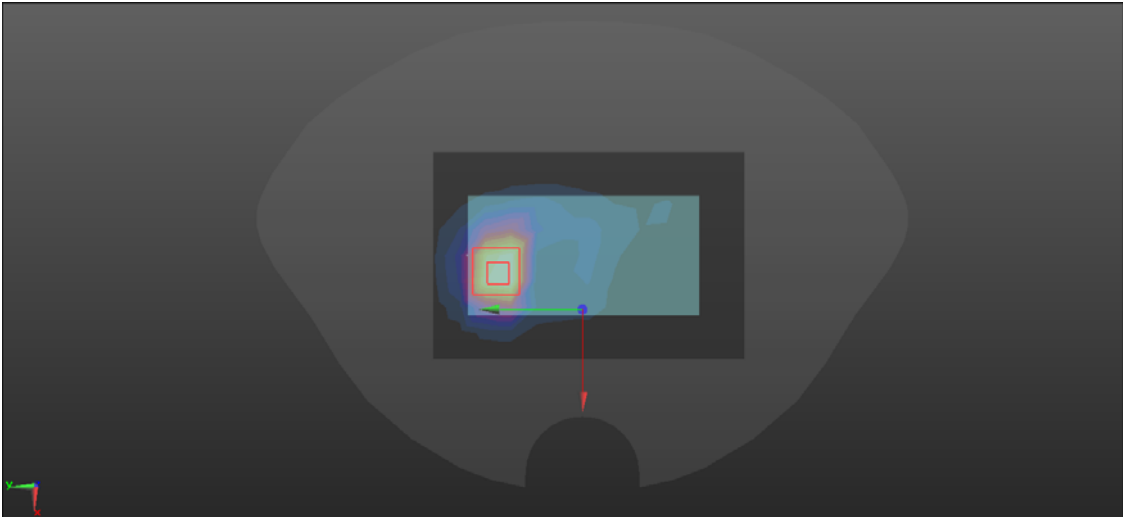
Head	Right cheek
------	-------------

Communication System: UID 0, LTE BAND41 (0); Frequency: 2593 MHz;Duty Cycle: 1:1.58
 Medium parameters used (interpolated): $f = 2593$ MHz; $\sigma = 1.952$ S/m; $\epsilon_r = 39.009$; $\rho = 1000$ kg/m³
 Phantom section: Right Section

DASY5 Configuration:

- Probe: EX3DV4 - SN3708; ConvF(7.37, 7.37, 7.37) @ 2593 MHz; Calibrated: 9/26/2019
- Sensor-Surface: 1.4mm (Mechanical Surface Detection), Sensor-Surface: 4mm (Mechanical Surface Detection)
- Electronics: DAE4 Sn720; Calibrated: 10/2/2019
- Phantom: Twin-SAM 1559; Type: QD 000 P40 CD; Serial: xxxx
- Measurement SW: DASY52, Version 52.10 (2); SEMCAD X Version 14.6.12 (7450)
- **RIGHT/RC LTE B41/Area Scan (9x21x1):** Measurement grid: dx=12mm, dy=12mm
 Maximum value of SAR (measured) = 0.0610 W/kg
- **RIGHT/RC LTE B41/Zoom Scan (5x5x7)/Cube 0:** Measurement grid: dx=8mm, dy=8mm, dz=5mm
 Reference Value = 1.704 V/m; Power Drift = 0.08 dB
 Peak SAR (extrapolated) = 0.113 W/kg
SAR(1 g) = 0.058 W/kg; SAR(10 g) = 0.023 W/kg
 Maximum value of SAR (measured) = 0.0905 W/kg



Body-worn	Back
<p>Communication System: UID 0, LTE BAND41 (0); Frequency: 2593 MHz;Duty Cycle: 1:1.58 Medium parameters used (interpolated): $f = 2593$ MHz; $\sigma = 1.952$ S/m; $\epsilon_r = 39.009$; $\rho = 1000$ kg/m³ Phantom section: Flat Section</p> <p>DASY5 Configuration:</p> <ul style="list-style-type: none"> Probe: EX3DV4 - SN3708; ConvF(7.37, 7.37, 7.37) @ 2593 MHz; Calibrated: 9/26/2019 Sensor-Surface: 1.4mm (Mechanical Surface Detection) Electronics: DAE4 Sn720; Calibrated: 10/2/2019 Phantom: Twin-SAM 1559; Type: QD 000 P40 CD; Serial: xxxx Measurement SW: DASY52, Version 52.10 (2); SEMCAD X Version 14.6.12 (7450) <p>Configuration 2/BACK LTE B41 1%RB 2/Area Scan (9x13x1): Measurement grid: dx=12mm, dy=12mm Maximum value of SAR (measured) = 1.37 W/kg</p> <p>Configuration 2/BACK LTE B41 1%RB 2/Zoom Scan (5x5x7)/Cube 0: Measurement grid: dx=8mm, dy=8mm, dz=5mm Reference Value = 10.51 V/m; Power Drift = 0.14 dB Peak SAR (extrapolated) = 2.44 W/kg SAR(1 g) = 1.16 W/kg; SAR(10 g) = 0.518 W/kg Maximum value of SAR (measured) = 1.94 W/kg</p> 	

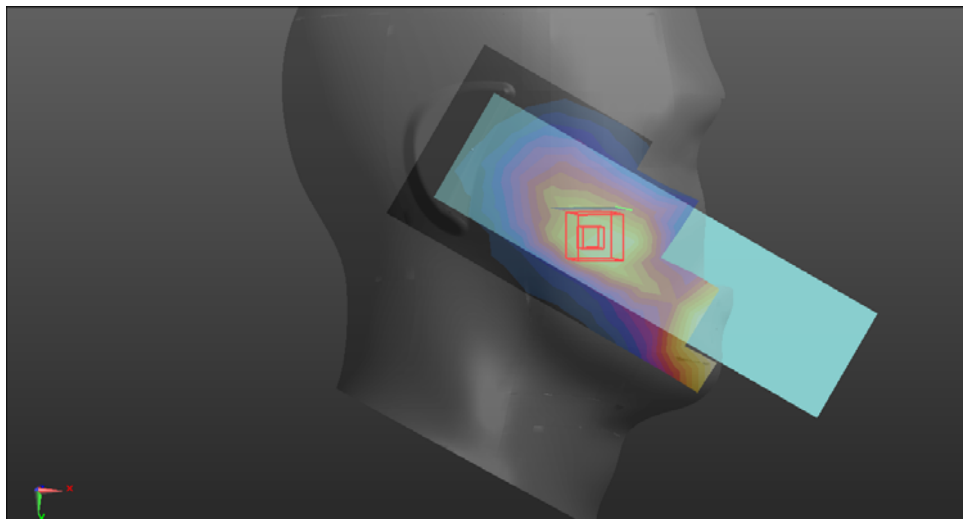
LTE Band 66

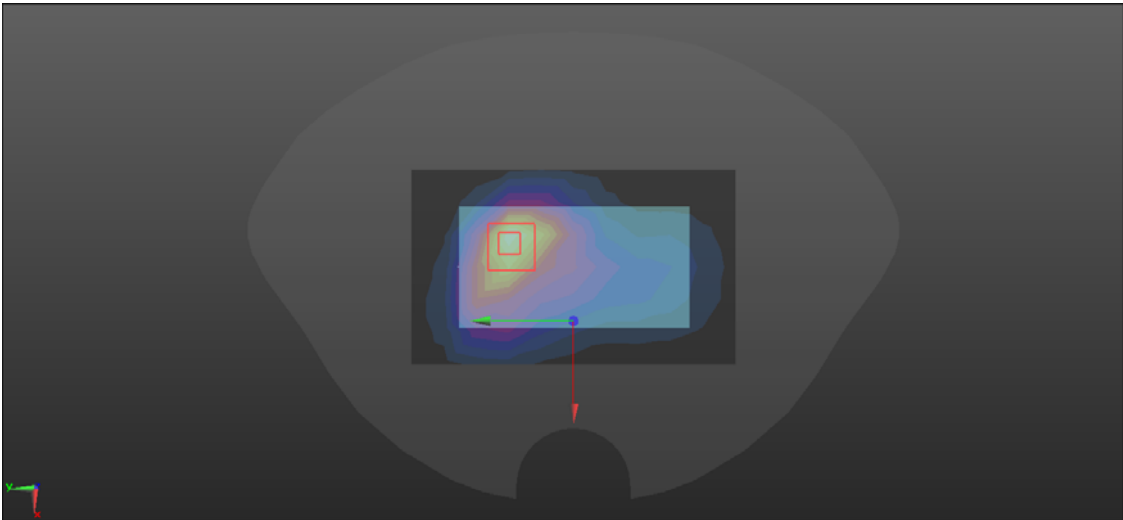
Head	Right cheek
------	-------------

Communication System: UID 0, LTE BAND66 (0); Frequency: 1745 MHz;Duty Cycle: 1:1
Medium parameters used (interpolated): $f = 1745$ MHz; $\sigma = 1.383$ S/m; $\epsilon_r = 40.047$; $\rho = 1000$ kg/m³
Phantom section: Right Section

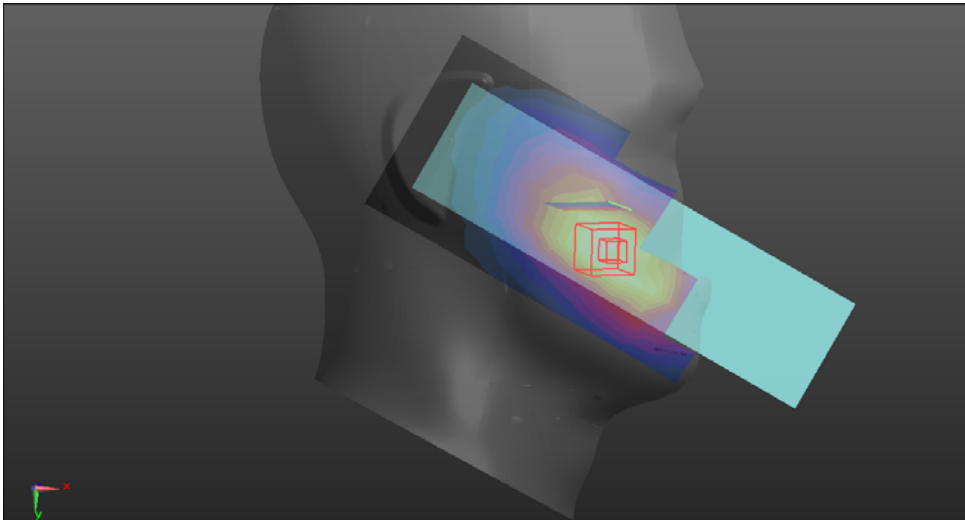
DASY5 Configuration:

- Probe: EX3DV4 - SN3708; ConvF(8.41, 8.41, 8.41) @ 1745 MHz; Calibrated: 9/26/2019
- Sensor-Surface: 1.4mm (Mechanical Surface Detection (Locations From Previous Scan Used)), Sensor-Surface: 4mm (Mechanical Surface Detection)
- Electronics: DAE4 Sn720; Calibrated: 10/2/2019
- Phantom: Twin-SAM 1559; Type: QD 000 P40 CD; Serial: xxxx
- Measurement SW: DASY52, Version 52.10 (2); SEMCAD X Version 14.6.12 (7450)
RIGHT/RC LTE B66/Area Scan (7x17x1): Measurement grid: dx=15mm, dy=15mm
Maximum value of SAR (measured) = 0.0790 W/kg
RIGHT/RC LTE B66/Zoom Scan (5x5x7)/Cube 0: Measurement grid: dx=8mm, dy=8mm, dz=5mm
Reference Value = 2.052 V/m; Power Drift = -0.01 dB
Peak SAR (extrapolated) = 0.0900 W/kg
SAR(1 g) = 0.061 W/kg; SAR(10 g) = 0.040 W/kg
Maximum value of SAR (measured) = 0.0642 W/kg



Body-worn	Back
<p>Communication System: UID 0, LTE BAND66 (0); Frequency: 1770 MHz;Duty Cycle: 1:1 Medium parameters used (interpolated): $f = 1770$ MHz; $\sigma = 1.392$ S/m; $\epsilon_r = 40.023$; $\rho = 1000$ kg/m³ Phantom section: Flat Section</p> <p>DASY5 Configuration:</p> <ul style="list-style-type: none"> Probe: EX3DV4 - SN3708; ConvF(8.41, 8.41, 8.41) @ 1770 MHz; Calibrated: 9/26/2019 Sensor-Surface: 1.4mm (Mechanical Surface Detection (Locations From Previous Scan Used)), Sensor-Surface: 1.4mm (Mechanical Surface Detection) Electronics: DAE4 Sn720; Calibrated: 10/2/2019 Phantom: Twin-SAM 1559; Type: QD 000 P40 CD; Serial: xxxx Measurement SW: DASY52, Version 52.10 (2); SEMCAD X Version 14.6.12 (7450) <p>Configuration 2/BACK LTE B66 1%RB high/Area Scan (7x11x1): Measurement grid: dx=15mm, dy=15mm Maximum value of SAR (measured) = 1.37 W/kg</p> <p>Configuration 2/BACK LTE B66 1%RB high/Zoom Scan (5x5x7)/Cube 0: Measurement grid: dx=8mm, dy=8mm, dz=5mm Reference Value = 22.01 V/m; Power Drift = -0.05 dB Peak SAR (extrapolated) = 1.62 W/kg SAR(1 g) = 0.922 W/kg; SAR(10 g) = 0.529 W/kg Maximum value of SAR (measured) = 1.36 W/kg</p> 	

LTE Band 71

Head	Right cheek
<p>Communication System: UID 0, LTE71 (0); Frequency: 683 MHz;Duty Cycle: 1:1 Medium parameters used (interpolated): $f = 683 \text{ MHz}$; $\sigma = 0.885 \text{ S/m}$; $\epsilon_r = 42.242$; $\rho = 1000 \text{ kg/m}^3$ Phantom section: Right Section</p> <p>DASY5 Configuration:</p> <ul style="list-style-type: none"> Probe: EX3DV4 - SN3708; ConvF(9.63, 9.63, 9.63) @ 683 MHz; Calibrated: 9/26/2019 Sensor-Surface: 1.4mm (Mechanical Surface Detection (Locations From Previous Scan Used)), Sensor-Surface: 4mm (Mechanical Surface Detection) Electronics: DAE4 Sn720; Calibrated: 10/2/2019 Phantom: Twin-SAM 1559; Type: QD 000 P40 CD; Serial: xxxx Measurement SW: DASY52, Version 52.10 (2); SEMCAD X Version 14.6.12 (7450) <p>RIGHT/RC LTE B71 50%RB/Area Scan (7x17x1): Measurement grid: dx=15mm, dy=15mm Maximum value of SAR (measured) = 0.215 W/kg</p> <p>RIGHT/RC LTE B71 50%RB/Zoom Scan (5x5x7)/Cube 0: Measurement grid: dx=8mm, dy=8mm, dz=5mm Reference Value = 3.993 V/m; Power Drift = 0.01 dB Peak SAR (extrapolated) = 0.281 W/kg SAR(1 g) = 0.186 W/kg; SAR(10 g) = 0.126 W/kg Maximum value of SAR (measured) = 0.200 W/kg</p> 	

Body-worn	Back
<p>Communication System: UID 0, LTE71 (0); Frequency: 683 MHz;Duty Cycle: 1:1 Medium parameters used (interpolated): $f = 683 \text{ MHz}$; $\sigma = 0.885 \text{ S/m}$; $\epsilon_r = 42.242$; $\rho = 1000 \text{ kg/m}^3$ Phantom section: Flat Section</p> <p>DASY5 Configuration:</p> <ul style="list-style-type: none"> Probe: EX3DV4 - SN3708; ConvF(9.63, 9.63, 9.63) @ 683 MHz; Calibrated: 9/26/2019 Sensor-Surface: 1.4mm (Mechanical Surface Detection (Locations From Previous Scan Used)), Sensor-Surface: 1.4mm (Mechanical Surface Detection) Electronics: DAE4 Sn720; Calibrated: 10/2/2019 Phantom: Twin-SAM 1559; Type: QD 000 P40 CD; Serial: xxxx Measurement SW: DASY52, Version 52.10 (2); SEMCAD X Version 14.6.12 (7450) <p>Configuration 2/BACK LTE B71 50%RB 2/Area Scan (7x11x1): Measurement grid: dx=15mm, dy=15mm Maximum value of SAR (measured) = 0.190 W/kg</p> <p>Configuration 2/BACK LTE B71 50%RB 2/Zoom Scan (5x5x7)/Cube 0: Measurement grid: dx=8mm, dy=8mm, dz=5mm Reference Value = 11.73 V/m; Power Drift = -0.08 dB Peak SAR (extrapolated) = 0.245 W/kg SAR(1 g) = 0.309 W/kg; SAR(10 g) = 0.172 W/kg Maximum value of SAR (measured) = 0.296 W/kg</p> 	