

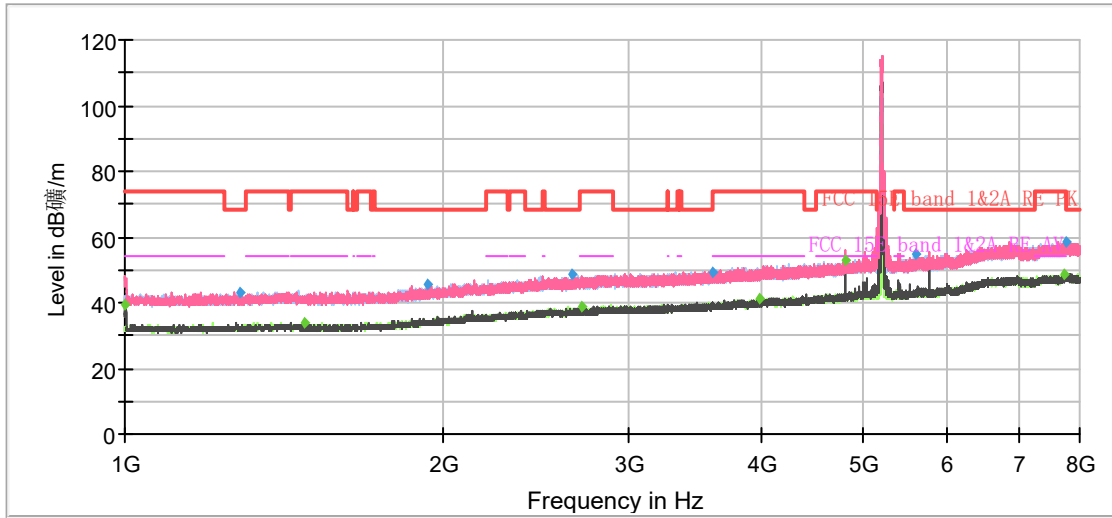
Radiates Emission from 8GHz to 18GHz

Frequency (MHz)	Peak (dBuV/m)	Average (dBuV/m)	Limit (dBuV/m)	Margin (dB)	Height (cm)	Polarization	Azimuth (deg)	Correct Factor (dB)
8287.67	---	41.01	54.00	12.99	100.0	V	304.00	-3
8531.67	48.81	---	68.20	19.39	100.0	H	243.00	-3
9182.67	---	39.35	54.00	14.65	200.0	H	17.00	-2
10360.00	55.32	---	68.20	12.88	100.0	V	162.00	0
10491.33	50.51	---	68.20	17.69	100.0	H	146.00	0
11069.33	---	42.52	54.00	11.48	200.0	V	133.00	1
12381.67	---	41.23	54.00	12.77	100.0	H	357.00	1
13368.00	---	43.08	54.00	10.92	200.0	V	338.00	3
13659.00	52.98	---	68.20	15.22	200.0	H	191.00	3
15186.67	54.89	---	68.20	13.31	200.0	H	10.00	4
15378.67	---	45.11	54.00	8.89	100.0	V	231.00	4
17674.00	58.12	---	68.20	10.08	100.0	H	285.00	7

Remark: 1. Correction Factor = Antenna factor+ Insertion loss (cable loss + amplifier gain)



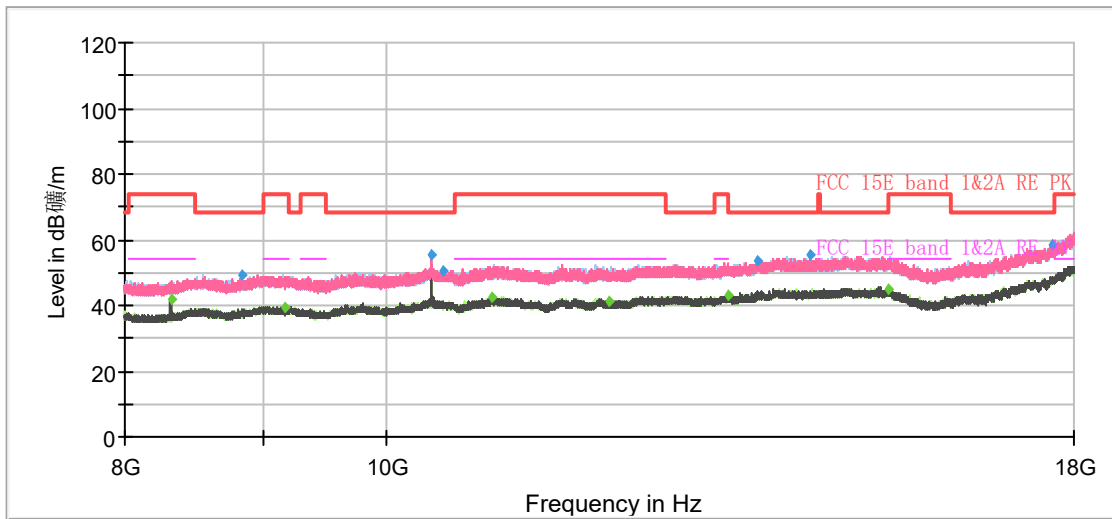
802.11n (HT20) CH40



Note: The signal beyond the limit is carrier.
Radiates Emission from 1GHz to 8GHz

Frequency (MHz)	Peak (dBuV/m)	Average (dBuV/m)	Limit (dBuV/m)	Margin (dB)	Height (cm)	Polarization	Azimuth (deg)	Correct Factor (dB)
1002.10	---	39.53	54.00	14.47	200.0	V	206.00	5
1283.73	43.18	---	68.20	25.02	100.0	V	238.00	6
1480.67	---	33.98	54.00	20.02	200.0	V	262.00	7
1929.13	45.59	---	68.20	22.61	200.0	V	136.00	9
2648.03	48.46	---	68.20	19.74	200.0	H	312.00	11
2706.83	---	38.69	54.00	15.31	200.0	H	83.00	11
3596.77	49.46	---	68.20	18.74	100.0	H	250.00	12
3991.33	---	41.29	54.00	12.71	200.0	V	191.00	13
4799.83	---	52.65	54.00	1.35	100.0	V	224.00	14
5600.87	54.79	---	68.20	13.41	200.0	H	298.00	16
7734.47	---	48.38	54.00	5.62	200.0	H	272.00	22
7763.63	58.65	---	68.20	9.55	200.0	V	4.00	22

Remark: 1. Correction Factor = Antenna factor+ Insertion loss (cable loss + amplifier gain)



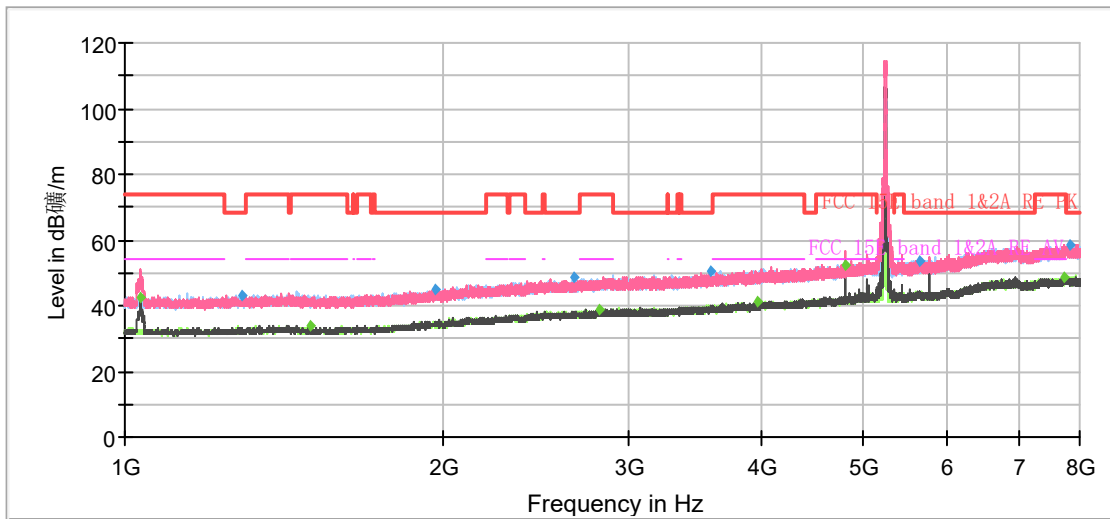
Radiates Emission from 8GHz to 18GHz

Frequency (MHz)	Peak (dBuV/m)	Average (dBuV/m)	Limit (dBuV/m)	Margin (dB)	Height (cm)	Polarization	Azimuth (deg)	Correct Factor (dB)
8320.00	---	41.73	54.00	12.27	100.0	V	305.00	-3
8841.67	49.14	---	68.20	19.06	100.0	V	63.00	-3
9179.33	---	39.54	54.00	14.46	200.0	V	332.00	-2
10399.67	55.30	---	68.20	12.90	100.0	V	350.00	-1
10495.33	50.74	---	68.20	17.46	100.0	H	304.00	0
10953.33	---	42.36	54.00	11.64	200.0	V	238.00	0
12095.67	---	41.23	54.00	12.77	100.0	H	318.00	1
13387.33	---	43.02	54.00	10.98	200.0	H	0.00	3
13729.33	53.43	---	68.20	14.77	100.0	H	69.00	4
14377.33	55.09	---	68.20	13.11	200.0	H	249.00	5
15371.00	---	44.96	54.00	9.04	100.0	H	0.00	4
17682.33	58.35	---	68.20	9.85	200.0	H	0.00	7

Remark: 1. Correction Factor = Antenna factor+ Insertion loss (cable loss + amplifier gain)



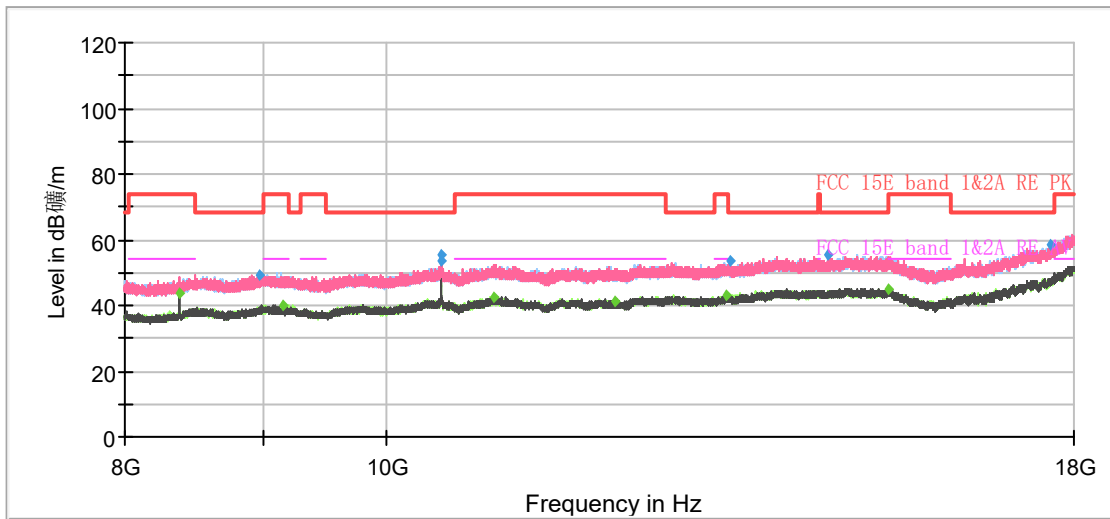
802.11n (HT20) CH48



Note: The signal beyond the limit is carrier.
Radiates Emission from 1GHz to 8GHz

Frequency (MHz)	Peak (dBuV/m)	Average (dBuV/m)	Limit (dBuV/m)	Margin (dB)	Height (cm)	Polarization	Azimuth (deg)	Correct Factor (dB)
1035.00	---	42.29	54.00	11.71	200.0	V	208.00	5
1290.73	42.95	---	68.20	25.25	100.0	V	147.00	6
1497.93	---	33.74	54.00	20.26	100.0	V	0.00	7
1969.73	45.23	---	68.20	22.97	200.0	V	359.00	9
2654.33	48.38	---	68.20	19.82	100.0	V	20.00	11
2805.53	---	38.85	54.00	15.15	100.0	H	352.00	11
3575.30	50.29	---	68.20	17.91	200.0	H	181.00	12
3959.37	---	40.94	54.00	13.06	100.0	V	334.00	13
4800.07	---	52.22	54.00	1.78	100.0	V	201.00	14
5637.73	53.78	---	68.20	14.42	100.0	V	160.00	16
7745.43	---	48.73	54.00	5.27	200.0	V	358.00	22
7843.43	58.75	---	68.20	9.45	200.0	V	315.00	22

Remark: 1. Correction Factor = Antenna factor+ Insertion loss (cable loss + amplifier gain)



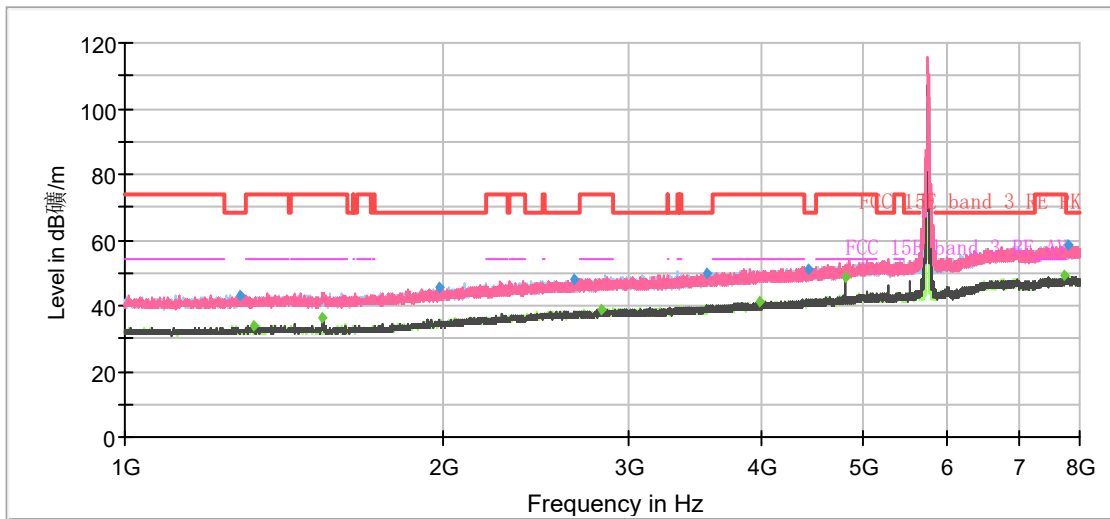
Radiates Emission from 8GHz to 18GHz

Frequency (MHz)	Peak (dBuV/m)	Average (dBuV/m)	Limit (dBuV/m)	Margin (dB)	Height (cm)	Polarization	Azimuth (deg)	Correct Factor (dB)
8384.00	---	43.40	54.00	10.60	100.0	V	10.00	-3
8971.00	49.13	---	68.20	19.07	200.0	V	354.00	-2
9162.33	---	39.75	54.00	14.25	200.0	V	263.00	-2
10479.67	55.40	---	68.20	12.80	100.0	V	163.00	0
10484.00	53.34	---	68.20	14.86	200.0	V	181.00	0
10972.00	---	42.36	54.00	11.64	200.0	H	33.00	0
12169.00	---	41.01	54.00	12.99	100.0	H	305.00	1
13369.00	---	43.13	54.00	10.87	200.0	H	33.00	3
13419.00	53.27	---	68.20	14.93	100.0	V	4.00	3
14595.67	55.17	---	68.20	13.03	200.0	H	60.00	5
15362.67	---	44.86	54.00	9.14	200.0	V	153.00	4
17642.33	58.16	---	68.20	10.04	200.0	V	332.00	7

Remark: 1. Correction Factor = Antenna factor+ Insertion loss (cable loss + amplifier gain)



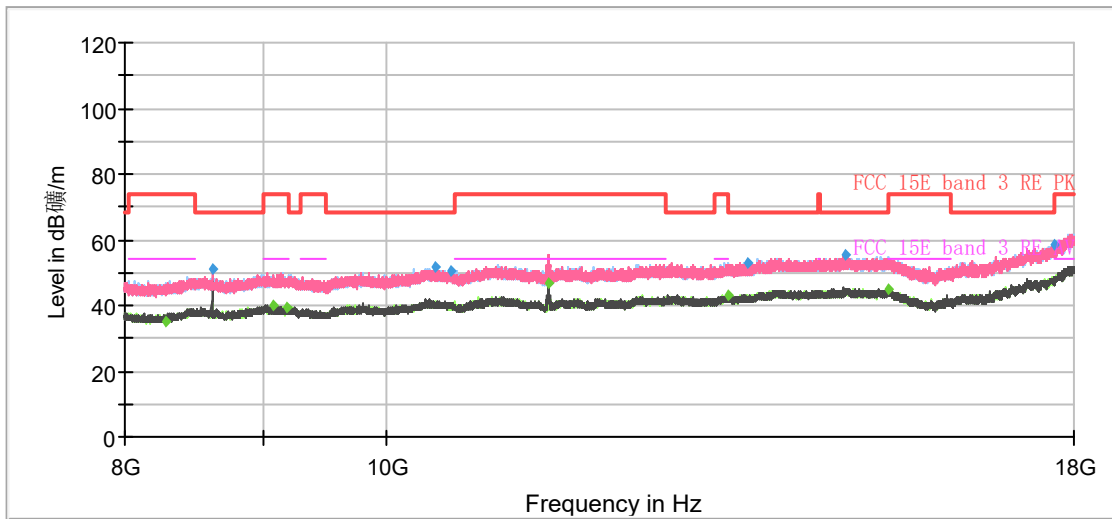
802.11n (HT20) CH149



Note: The signal beyond the limit is carrier.
Radiates Emission from 1GHz to 8GHz

Frequency (MHz)	Peak (dBuV/m)	Average (dBuV/m)	Limit (dBuV/m)	Margin (dB)	Height (cm)	Polarization	Azimuth (deg)	Correct Factor (dB)
1287.47	43.17	---	68.20	25.03	100.0	V	183.00	6
1325.50	---	33.91	54.00	20.09	200.0	V	125.00	7
1539.47	---	36.33	54.00	17.67	200.0	V	207.00	7
1980.70	45.60	---	68.20	22.60	200.0	V	0.00	9
2658.53	47.80	---	68.20	20.40	200.0	V	2.00	11
2828.40	---	38.84	54.00	15.16	200.0	H	194.00	11
3557.80	49.83	---	68.20	18.37	200.0	V	180.00	12
3982.93	---	41.15	54.00	12.85	200.0	V	207.00	13
4433.73	50.87	---	68.20	17.33	200.0	H	359.00	14
4800.07	---	48.48	54.00	5.52	100.0	V	224.00	14
7734.70	---	49.15	54.00	4.85	200.0	H	346.00	22
7784.63	58.74	---	68.20	9.46	100.0	V	304.00	22

Remark: 1. Correction Factor = Antenna factor+ Insertion loss (cable loss + amplifier gain)



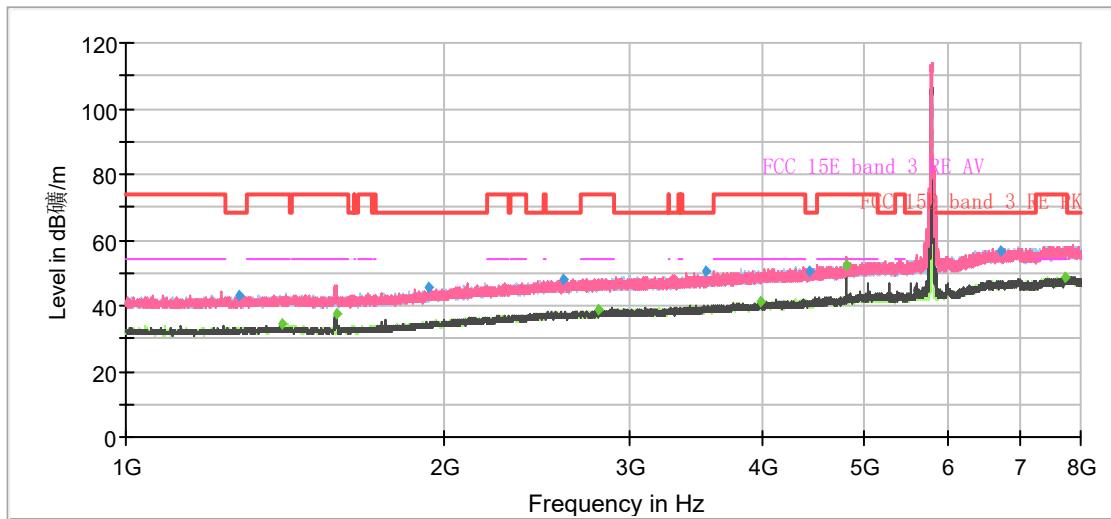
Radiates Emission from 8GHz to 18GHz

Frequency (MHz)	Peak (dBuV/m)	Average (dBuV/m)	Limit (dBuV/m)	Margin (dB)	Height (cm)	Polarization	Azimuth (deg)	Correct Factor (dB)
8287.00	---	35.33	54.00	18.67	100.0	H	155.00	-3
8617.33	51.33	---	68.20	16.87	100.0	V	9.00	-3
9078.33	---	40.04	54.00	13.96	200.0	V	308.00	-2
9183.00	---	39.26	54.00	14.74	100.0	H	307.00	-2
10424.33	51.52	---	68.20	16.68	200.0	V	210.00	-1
10570.33	50.46	---	68.20	17.74	100.0	V	350.00	0
11489.67	---	46.94	54.00	7.06	100.0	V	1.00	1
13390.33	---	42.96	54.00	11.04	100.0	V	3.00	3
13624.67	52.98	---	68.20	15.22	100.0	H	238.00	3
14797.00	55.10	---	68.20	13.10	100.0	H	169.00	5
15372.00	---	44.95	54.00	9.05	100.0	V	0.00	4
17687.67	58.23	---	68.20	9.97	200.0	V	356.00	7

Remark: 1. Correction Factor = Antenna factor+ Insertion loss (cable loss + amplifier gain)



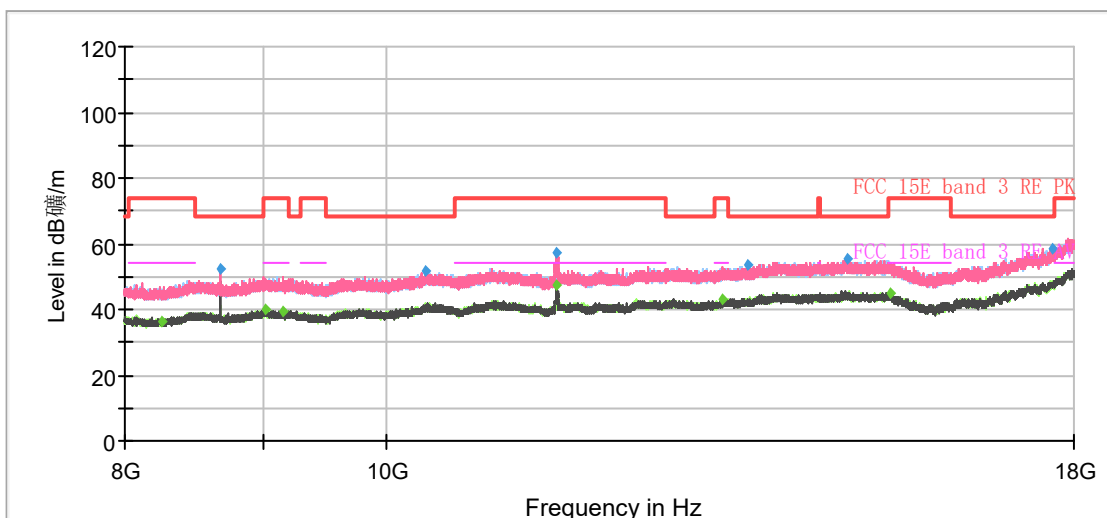
802.11n (HT20) CH157



Note: The signal beyond the limit is carrier.
Radiates Emission from 1GHz to 8GHz

Frequency (MHz)	Peak (dBuV/m)	Average (dBuV/m)	Limit (dBuV/m)	Margin (dB)	Height (cm)	Polarization	Azimuth (deg)	Correct Factor (dB)
1278.13	42.96	---	68.20	25.24	200.0	H	245.00	6
1406.23	---	34.22	54.00	19.78	200.0	V	0.00	7
1582.40	---	37.31	54.00	16.69	200.0	V	235.00	8
1931.70	45.39	---	68.20	22.81	200.0	V	0.00	9
2589.70	47.76	---	68.20	20.44	100.0	H	2.00	11
2802.27	---	39.01	54.00	14.99	200.0	H	192.00	11
3539.13	50.38	---	68.20	17.82	200.0	V	203.00	12
3978.97	---	41.03	54.00	12.97	100.0	H	138.00	13
4434.43	50.41	---	68.20	17.79	200.0	H	355.00	14
4800.07	---	52.23	54.00	1.77	100.0	V	224.00	14
6723.90	56.65	---	68.20	11.55	100.0	V	353.00	20
7738.43	---	48.53	54.00	5.47	100.0	H	165.00	22

Remark: 1. Correction Factor = Antenna factor+ Insertion loss (cable loss + amplifier gain)



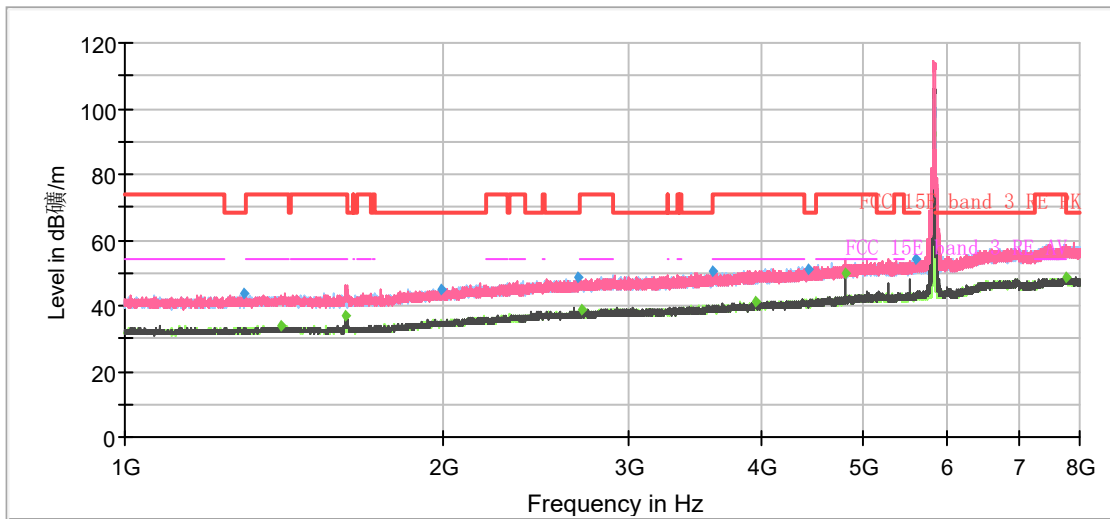
Radiates Emission from 8GHz to 18GHz

Frequency (MHz)	Peak (dBuV/m)	Average (dBuV/m)	Limit (dBuV/m)	Margin (dB)	Height (cm)	Polarization	Azimuth (deg)	Correct Factor (dB)
8258.00	---	36.12	54.00	17.88	200.0	H	218.00	-3
8677.33	52.49	---	68.20	15.71	100.0	V	9.00	-3
9021.33	---	39.89	54.00	14.11	200.0	H	218.00	-2
9165.33	---	39.20	54.00	14.80	200.0	H	67.00	-2
10345.67	51.83	---	68.20	16.37	200.0	V	0.00	0
11568.33	57.18	---	74.00	16.82	100.0	V	2.00	1
11569.33	---	47.44	54.00	6.56	100.0	V	5.00	1
13332.67	---	42.99	54.00	11.01	100.0	V	246.00	3
13623.67	53.39	---	68.20	14.81	100.0	V	204.00	3
14832.67	55.23	---	68.20	12.97	200.0	V	355.00	5
15378.00	---	45.09	54.00	8.91	100.0	V	190.00	4
17659.00	58.46	---	68.20	9.74	200.0	V	355.00	7

Remark: 1. Correction Factor = Antenna factor+ Insertion loss (cable loss + amplifier gain)



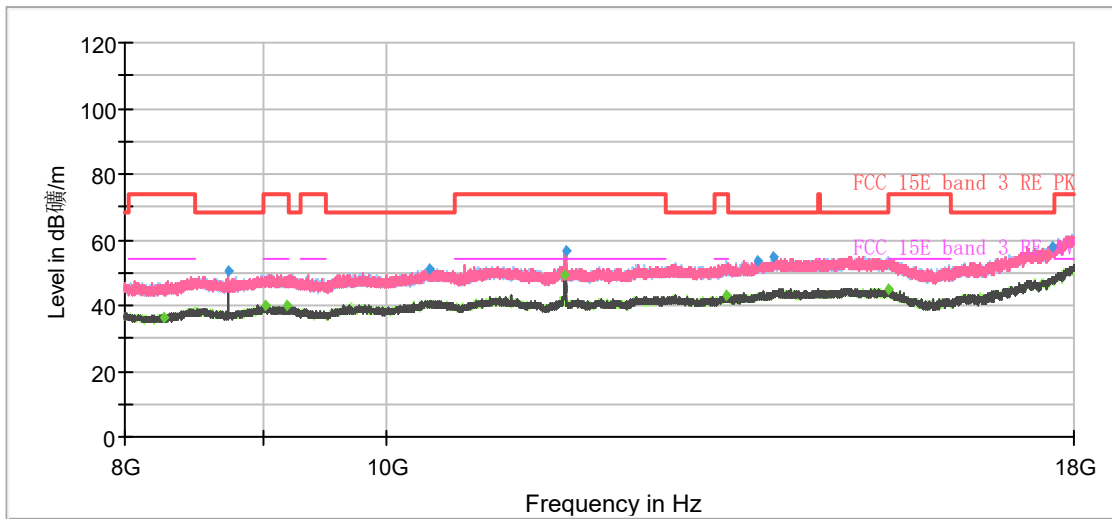
802.11n (HT20) CH165



Note: The signal beyond the limit is carrier.
Radiates Emission from 1GHz to 8GHz

Frequency (MHz)	Peak (dBuV/m)	Average (dBuV/m)	Limit (dBuV/m)	Margin (dB)	Height (cm)	Polarization	Azimuth (deg)	Correct Factor (dB)
1295.17	43.56	---	68.20	24.64	200.0	H	224.00	6
1402.50	---	33.81	54.00	20.19	100.0	H	0.00	7
1619.73	---	37.06	54.00	16.94	200.0	V	235.00	8
1989.33	45.07	---	68.20	23.13	100.0	H	69.00	9
2686.77	48.50	---	68.20	19.70	100.0	V	0.00	11
2709.63	---	38.81	54.00	15.19	100.0	V	166.00	11
3595.83	50.57	---	68.20	17.63	200.0	H	292.00	12
3954.70	---	41.33	54.00	12.67	200.0	V	249.00	13
4421.83	50.82	---	68.20	17.38	200.0	V	179.00	14
4800.07	---	49.91	54.00	4.09	100.0	V	218.00	14
5603.20	54.33	---	68.20	13.87	200.0	V	72.00	16
7749.40	---	48.87	54.00	5.13	200.0	V	72.00	22

Remark: 1. Correction Factor = Antenna factor+ Insertion loss (cable loss + amplifier gain)



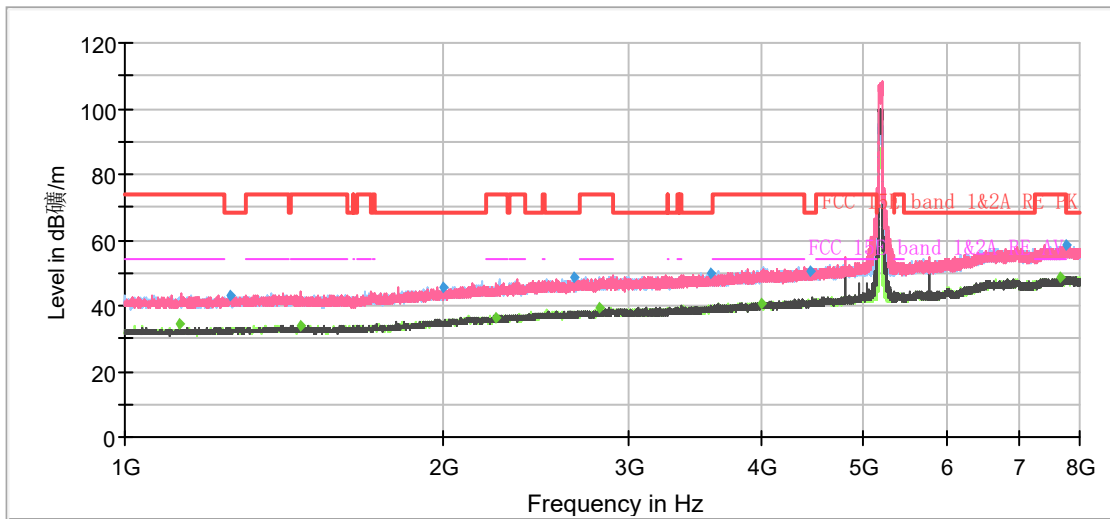
Radiates Emission from 8GHz to 18GHz

Frequency (MHz)	Peak (dBuV/m)	Average (dBuV/m)	Limit (dBuV/m)	Margin (dB)	Height (cm)	Polarization	Azimuth (deg)	Correct Factor (dB)
8273.00	---	36.22	54.00	17.78	200.0	H	175.00	-3
8737.67	50.44	---	68.20	17.76	100.0	V	10.00	-3
9021.00	---	40.05	54.00	13.95	100.0	V	162.00	-2
9194.67	---	39.83	54.00	14.17	200.0	H	5.00	-2
10377.00	51.18	---	68.20	17.02	100.0	H	356.00	-1
11650.00	---	49.33	54.00	4.67	100.0	V	3.00	1
11658.33	56.61	---	74.00	17.39	100.0	V	6.00	1
13364.00	---	43.09	54.00	10.91	100.0	V	0.00	3
13731.67	53.51	---	68.20	14.69	200.0	H	0.00	4
13921.67	54.82	---	68.20	13.38	200.0	H	218.00	4
15364.67	---	45.04	54.00	8.96	200.0	V	0.00	4
17680.67	58.14	---	68.20	10.06	200.0	H	1.00	7

Remark: 1. Correction Factor = Antenna factor+ Insertion loss (cable loss + amplifier gain)



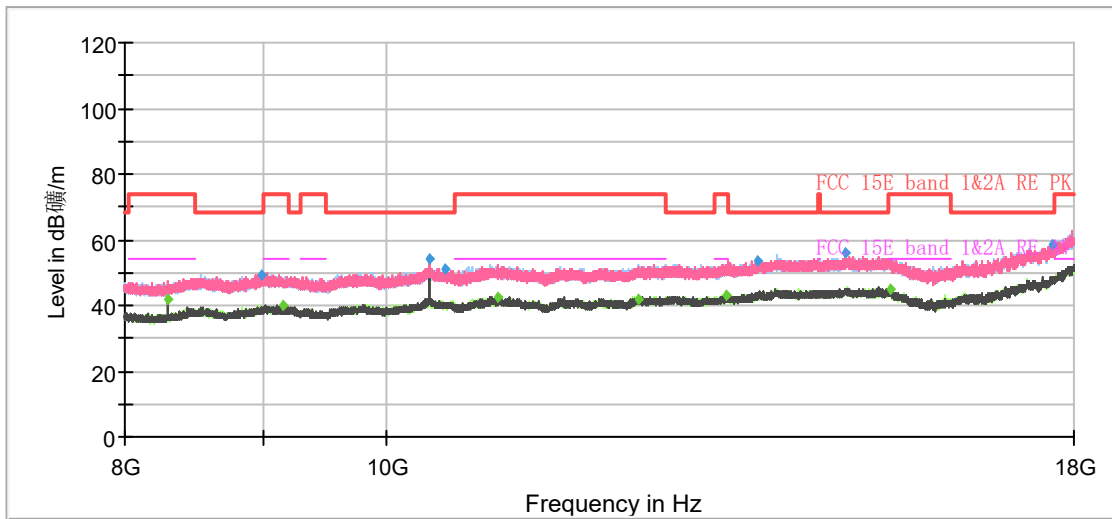
802.11n (HT40) CH38



Note: The signal beyond the limit is carrier.
Radiates Emission from 1GHz to 8GHz

Frequency (MHz)	Peak (dBuV/m)	Average (dBuV/m)	Limit (dBuV/m)	Margin (dB)	Height (cm)	Polarization	Azimuth (deg)	Correct Factor (dB)
1125.07	---	34.17	54.00	19.83	100.0	H	136.00	6
1259.23	43.26	---	68.20	24.94	100.0	H	342.00	6
1467.60	---	34.14	54.00	19.86	200.0	V	358.00	7
1997.73	45.82	---	68.20	22.38	100.0	V	3.00	9
2239.47	---	36.18	54.00	17.82	100.0	H	349.00	10
2662.97	48.36	---	68.20	19.84	200.0	V	174.00	11
2815.10	---	39.11	54.00	14.89	100.0	H	68.00	11
3577.40	50.10	---	68.20	18.10	100.0	V	9.00	12
3992.03	---	40.78	54.00	13.22	100.0	V	238.00	13
4451.23	50.72	---	68.20	17.48	200.0	V	0.00	14
7682.67	---	48.80	54.00	5.20	200.0	H	0.00	22
7763.87	58.43	---	68.20	9.77	100.0	H	309.00	22

Remark: 1. Correction Factor = Antenna factor+ Insertion loss (cable loss + amplifier gain)



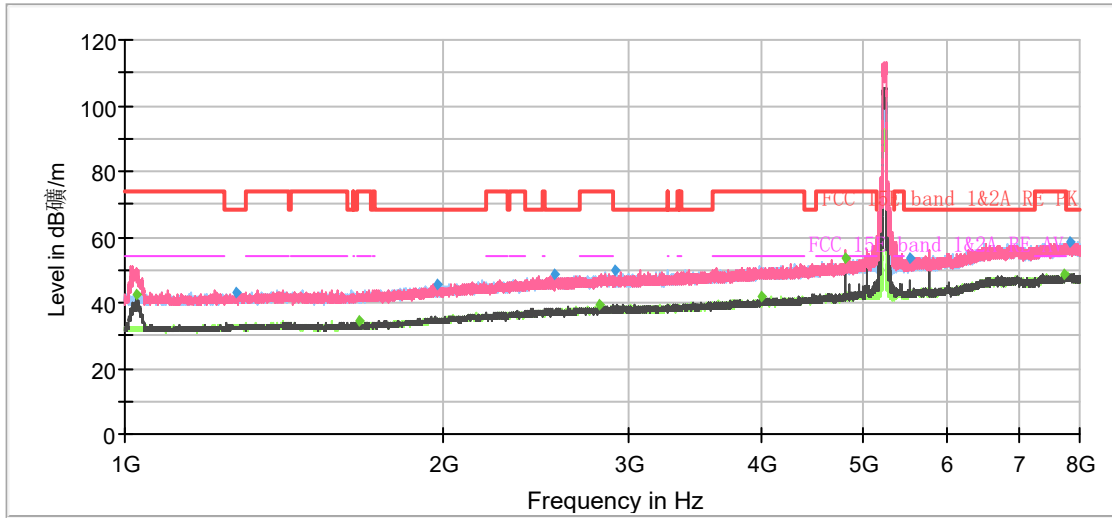
Radiates Emission from 8GHz to 18GHz

Frequency (MHz)	Peak (dBuV/m)	Average (dBuV/m)	Limit (dBuV/m)	Margin (dB)	Height (cm)	Polarization	Azimuth (deg)	Correct Factor (dB)
8303.67	---	41.66	54.00	12.34	100.0	V	305.00	-3
8987.33	49.42	---	68.20	18.78	100.0	V	320.00	-2
9160.67	---	39.74	54.00	14.26	100.0	V	54.00	-2
10379.67	54.33	---	68.20	13.87	100.0	V	163.00	-1
10525.33	50.81	---	68.20	17.39	200.0	H	66.00	0
11003.00	---	42.42	54.00	11.58	100.0	V	16.00	0
12414.00	---	41.56	54.00	12.44	200.0	H	275.00	2
13385.33	---	43.34	54.00	10.66	200.0	V	237.00	3
13726.67	53.63	---	68.20	14.57	100.0	H	359.00	4
14796.00	55.96	---	68.20	12.24	200.0	H	3.00	5
15393.33	---	44.91	54.00	9.09	200.0	V	126.00	4
17661.67	58.17	---	68.20	10.03	200.0	H	9.00	7

Remark: 1. Correction Factor = Antenna factor+ Insertion loss (cable loss + amplifier gain)



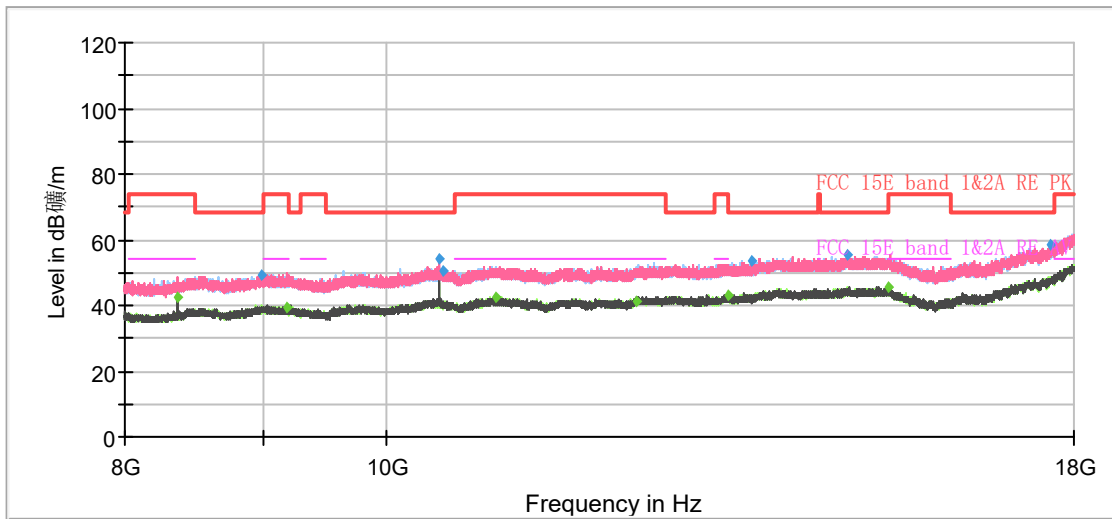
802.11n (HT40) CH46



Note: The signal beyond the limit is carrier.
Radiates Emission from 1GHz to 8GHz

Frequency (MHz)	Peak (dBuV/m)	Average (dBuV/m)	Limit (dBuV/m)	Margin (dB)	Height (cm)	Polarization	Azimuth (deg)	Correct Factor (dB)
1025.67	---	42.42	54.00	11.58	200.0	V	208.00	5
1272.53	42.84	---	68.20	25.36	200.0	V	359.00	6
1667.10	---	34.52	54.00	19.48	200.0	H	321.00	8
1976.73	45.37	---	68.20	22.83	200.0	V	67.00	9
2552.83	48.46	---	68.20	19.74	100.0	V	265.00	11
2804.83	---	39.18	54.00	14.82	100.0	V	4.00	11
2912.17	49.99	---	68.20	18.21	100.0	H	204.00	11
3992.73	---	41.55	54.00	12.45	100.0	V	237.00	13
4799.83	---	53.30	54.00	0.70	100.0	V	197.00	14
5520.37	53.67	---	68.20	14.53	200.0	V	194.00	15
7726.53	---	48.84	54.00	5.16	200.0	H	128.00	22
7815.90	58.57	---	68.20	9.63	200.0	H	0.00	22

Remark: 1. Correction Factor = Antenna factor+ Insertion loss (cable loss + amplifier gain)



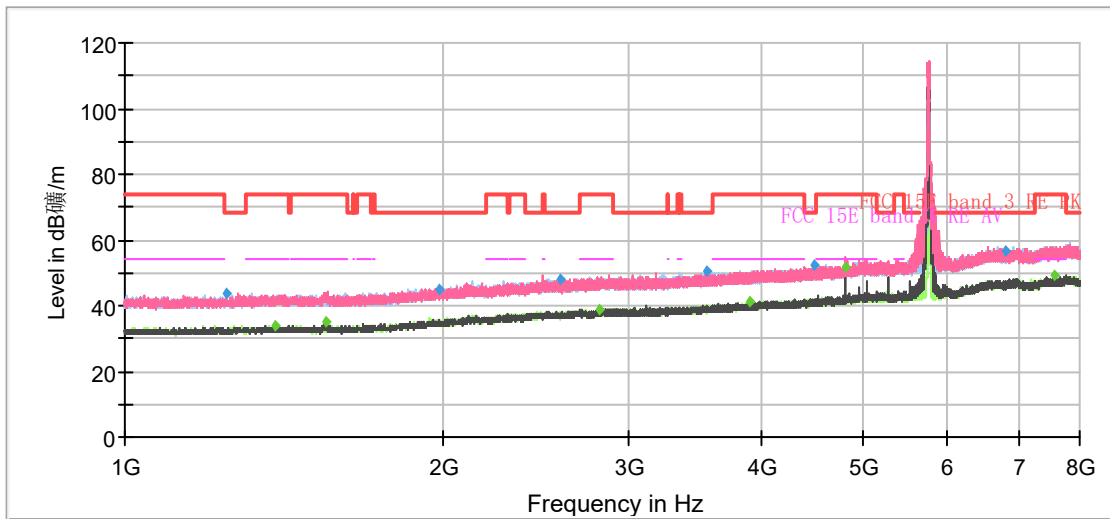
Radiates Emission from 8GHz to 18GHz

Frequency (MHz)	Peak (dBuV/m)	Average (dBuV/m)	Limit (dBuV/m)	Margin (dB)	Height (cm)	Polarization	Azimuth (deg)	Correct Factor (dB)
8367.67	---	42.49	54.00	11.51	100.0	V	15.00	-3
8994.33	49.09	---	68.20	19.11	200.0	V	299.00	-2
9181.00	---	39.68	54.00	14.32	100.0	H	44.00	-2
10460.33	54.40	---	68.20	13.80	100.0	V	164.00	-1
10492.33	50.61	---	68.20	17.59	100.0	V	15.00	0
10983.33	---	42.31	54.00	11.69	200.0	H	0.00	0
12393.33	---	41.45	54.00	12.55	100.0	H	1.00	2
13392.00	---	43.21	54.00	10.79	100.0	V	206.00	3
13667.67	53.55	---	68.20	14.65	200.0	V	25.00	3
14834.67	55.48	---	68.20	12.72	200.0	H	191.00	5
15350.00	---	45.60	54.00	8.40	200.0	V	146.00	4
17655.67	58.33	---	68.20	9.87	100.0	V	48.00	7

Remark: 1. Correction Factor = Antenna factor+ Insertion loss (cable loss + amplifier gain)



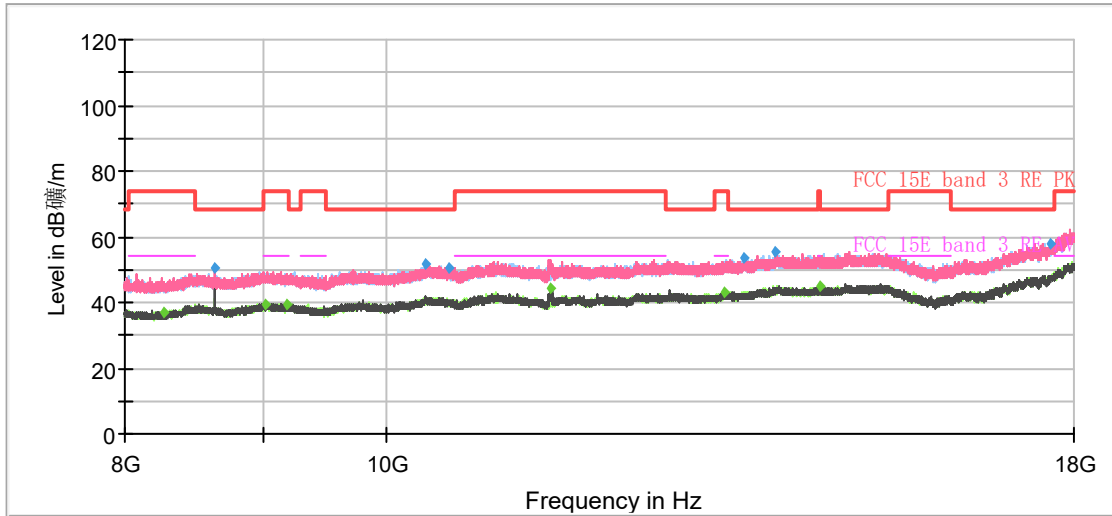
802.11n (HT40) CH151



Note: The signal beyond the limit is carrier.
Radiates Emission from 1GHz to 8GHz

Frequency (MHz)	Peak (dBuV/m)	Average (dBuV/m)	Limit (dBuV/m)	Margin (dB)	Height (cm)	Polarization	Azimuth (deg)	Correct Factor (dB)
1248.73	43.61	---	68.20	24.59	100.0	H	178.00	6
1387.10	---	34.03	54.00	19.97	200.0	V	180.00	7
1550.43	---	35.30	54.00	18.70	200.0	V	300.00	7
1985.60	45.19	---	68.20	23.01	100.0	V	336.00	9
2577.57	48.25	---	68.20	19.95	100.0	V	8.00	11
2805.30	---	38.83	54.00	15.17	100.0	H	285.00	11
3555.93	50.42	---	68.20	17.78	100.0	V	22.00	12
3897.30	---	41.00	54.00	13.00	100.0	V	358.00	13
4480.17	52.29	---	68.20	15.91	100.0	H	357.00	14
4800.07	---	51.65	54.00	2.35	100.0	V	139.00	14
6796.23	56.61	---	68.20	11.59	100.0	H	312.00	20
7563.67	---	49.36	54.00	4.64	200.0	V	0.00	22

Remark: 1. Correction Factor = Antenna factor+ Insertion loss (cable loss + amplifier gain)



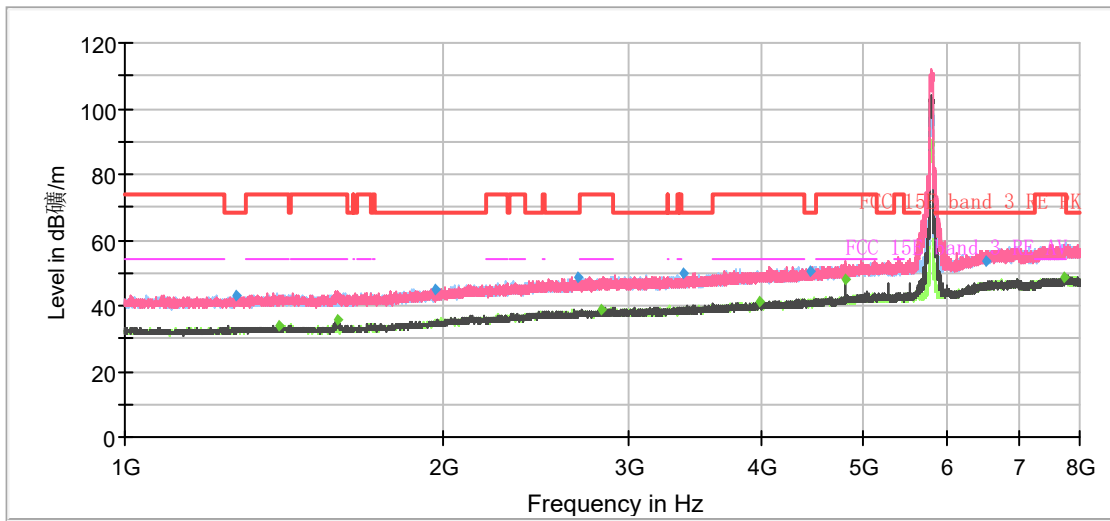
Radiates Emission from 8GHz to 18GHz

Frequency (MHz)	Peak (dBuV/m)	Average (dBuV/m)	Limit (dBuV/m)	Margin (dB)	Height (cm)	Polarization	Azimuth (deg)	Correct Factor (dB)
8265.67	---	36.85	54.00	17.15	200.0	H	163.00	-3
8632.67	50.53	---	68.20	17.67	100.0	V	4.00	-3
9016.67	---	39.63	54.00	14.37	200.0	H	0.00	-2
9190.33	---	39.51	54.00	14.49	100.0	H	0.00	-2
10348.00	51.74	---	68.20	16.46	200.0	H	0.00	0
10549.33	50.72	---	68.20	17.48	200.0	H	66.00	0
11517.00	---	44.48	54.00	9.52	100.0	V	7.00	1
13343.33	---	43.26	54.00	10.74	200.0	V	202.00	3
13576.67	53.34	---	68.20	14.86	100.0	V	274.00	3
13948.33	55.20	---	68.20	13.00	100.0	V	63.00	5
14495.67	---	45.11	54.00	8.89	200.0	H	0.00	5
17642.67	58.00	---	68.20	10.20	100.0	H	241.00	7

Remark: 1. Correction Factor = Antenna factor+ Insertion loss (cable loss + amplifier gain)



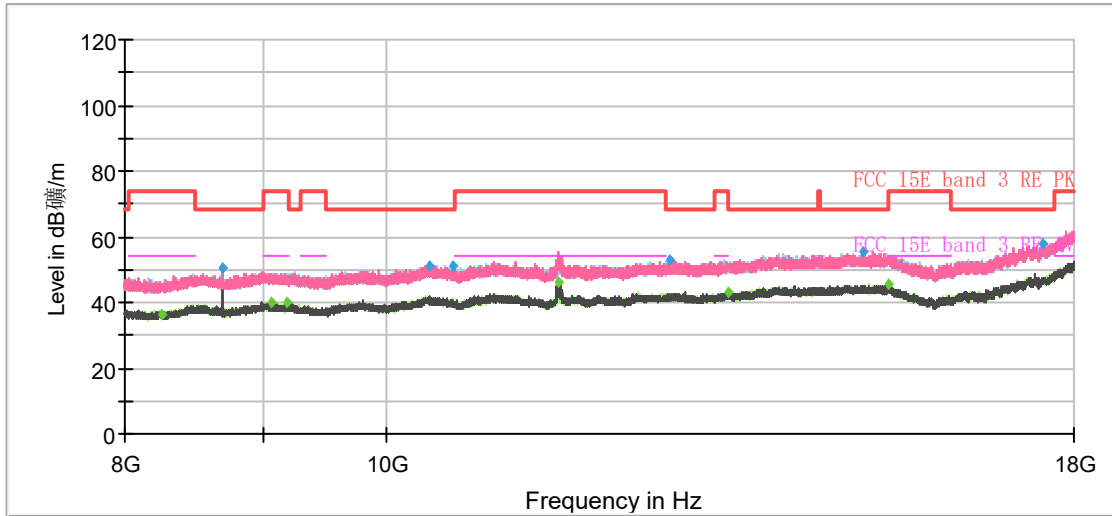
802.11n (HT40) CH159



Note: The signal beyond the limit is carrier.
Radiates Emission from 1GHz to 8GHz

Frequency (MHz)	Peak (dBuV/m)	Average (dBuV/m)	Limit (dBuV/m)	Margin (dB)	Height (cm)	Polarization	Azimuth (deg)	Correct Factor (dB)
1276.03	42.99	---	68.20	25.22	200.0	H	351.00	6
1398.30	---	33.95	54.00	20.05	100.0	V	68.00	7
1588.93	---	35.63	54.00	18.37	200.0	V	14.00	8
1965.07	45.04	---	68.20	23.16	200.0	H	285.00	9
2680.47	48.40	---	68.20	19.80	100.0	V	358.00	11
2820.70	---	38.90	54.00	15.10	100.0	H	87.00	11
3375.80	50.15	---	68.20	18.05	100.0	V	155.00	12
3986.43	---	41.52	54.00	12.48	200.0	H	285.00	13
4449.60	50.35	---	68.20	17.85	100.0	H	74.00	14
4799.83	---	48.29	54.00	5.71	100.0	V	196.00	14
6531.17	53.42	---	68.20	14.78	100.0	H	74.00	19
7735.87	---	48.66	54.00	5.34	200.0	H	0.00	22

Remark: 1. Correction Factor = Antenna factor+ Insertion loss (cable loss + amplifier gain)



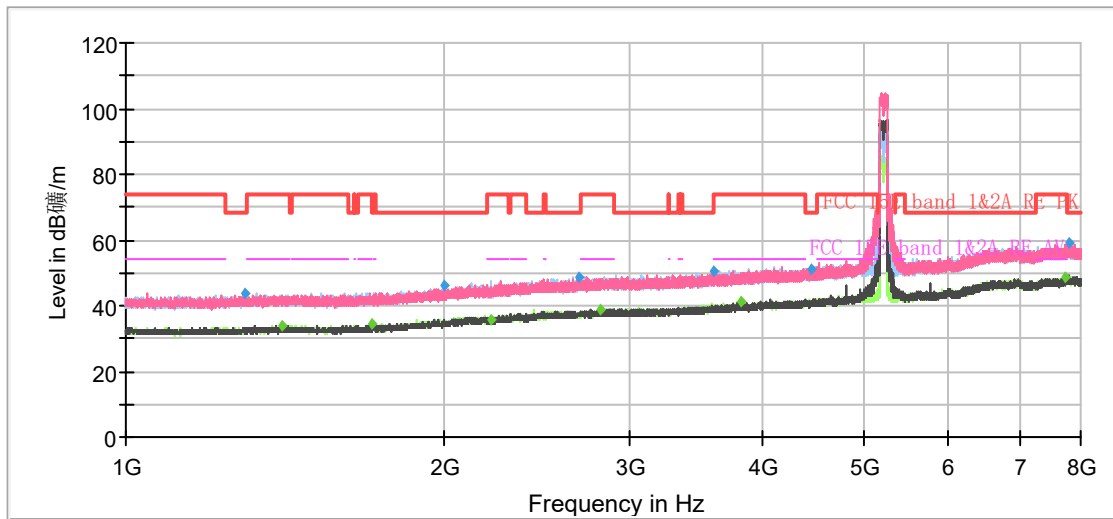
Radiates Emission from 8GHz to 18GHz

Frequency (MHz)	Peak (dBuV/m)	Average (dBuV/m)	Limit (dBuV/m)	Margin (dB)	Height (cm)	Polarization	Azimuth (deg)	Correct Factor (dB)
8251.00	---	36.08	54.00	17.92	100.0	H	238.00	-3
8692.67	50.74	---	68.20	17.46	100.0	V	9.00	-3
9073.00	---	39.71	54.00	14.29	200.0	H	158.00	-2
9192.67	---	39.79	54.00	14.21	200.0	H	335.00	-2
10380.33	51.32	---	68.20	16.88	100.0	H	83.00	-1
10583.33	51.00	---	68.20	17.20	200.0	V	359.00	0
11587.00	---	46.02	54.00	7.98	100.0	V	5.00	1
12742.00	52.96	---	68.20	15.24	200.0	V	0.00	3
13390.00	---	43.05	54.00	10.95	100.0	V	106.00	3
15030.67	55.28	---	68.20	12.92	100.0	V	3.00	5
15352.33	---	45.24	54.00	8.76	100.0	V	1.00	4
17526.33	58.01	---	68.20	10.19	100.0	V	91.00	6

Remark: 1. Correction Factor = Antenna factor+ Insertion loss (cable loss + amplifier gain)



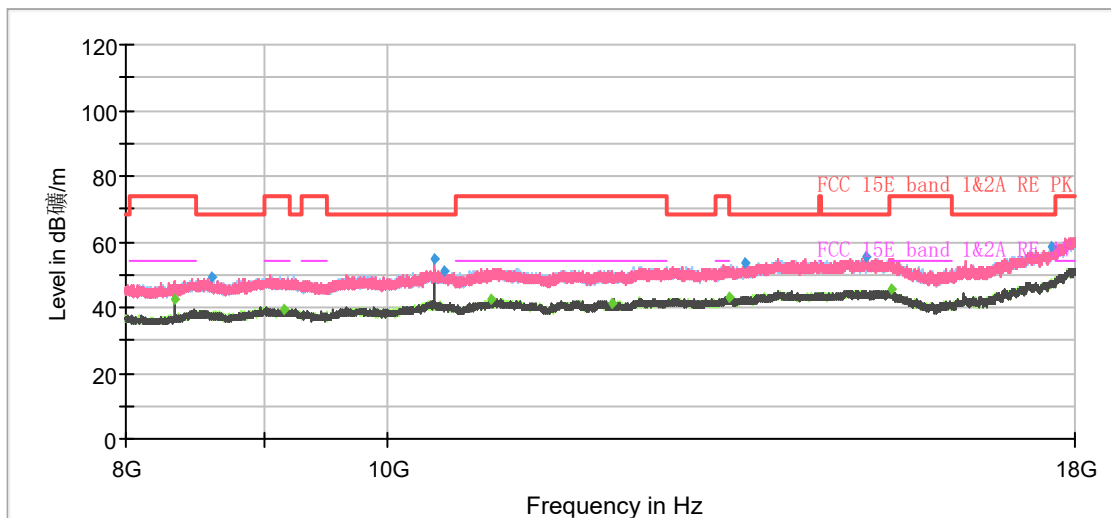
802.11ac (VHT80) CH42



Note: The signal beyond the limit is carrier.
Radiates Emission from 1GHz to 8GHz

Frequency (MHz)	Peak (dBuV/m)	Average (dBuV/m)	Limit (dBuV/m)	Margin (dB)	Height (cm)	Polarization	Azimuth (deg)	Correct Factor (dB)
1293.53	43.50	---	68.20	24.70	100.0	V	30.00	6
1402.73	---	33.73	54.00	20.27	100.0	V	1.00	7
1708.17	---	34.18	54.00	19.82	200.0	V	287.00	8
1999.13	46.22	---	68.20	21.98	100.0	H	299.00	9
2214.27	---	35.72	54.00	18.28	100.0	H	0.00	10
2676.97	48.92	---	68.20	19.28	100.0	V	20.00	11
2814.63	---	38.73	54.00	15.27	200.0	V	67.00	11
3591.40	50.29	---	68.20	17.91	100.0	V	322.00	12
3818.20	---	41.38	54.00	12.62	200.0	V	168.00	13
4449.13	51.21	---	68.20	16.99	100.0	V	30.00	14
7719.77	---	48.37	54.00	5.63	200.0	V	274.00	22
7794.43	58.78	---	68.20	9.42	200.0	V	355.00	22

Remark: 1. Correction Factor = Antenna factor+ Insertion loss (cable loss + amplifier gain)



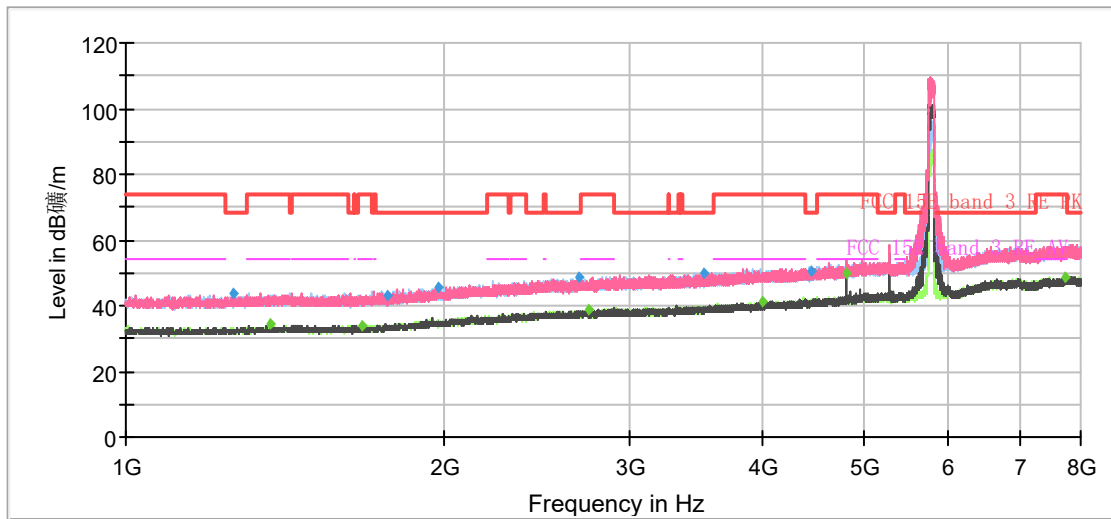
Radiates Emission from 8GHz to 18GHz

Frequency (MHz)	Peak (dBuV/m)	Average (dBuV/m)	Limit (dBuV/m)	Margin (dB)	Height (cm)	Polarization	Azimuth (deg)	Correct Factor (dB)
8336.00	---	42.26	54.00	11.74	100.0	V	35.00	-3
8613.67	48.95	---	68.20	19.25	200.0	H	0.00	-3
9158.33	---	39.40	54.00	14.60	200.0	V	355.00	-2
10420.33	54.70	---	68.20	13.50	100.0	V	159.00	-1
10507.33	50.88	---	68.20	17.32	100.0	V	203.00	0
10926.00	---	42.36	54.00	11.64	100.0	V	274.00	0
12113.33	---	40.94	54.00	13.06	200.0	H	105.00	1
13389.67	---	42.91	54.00	11.09	200.0	V	145.00	3
13569.67	53.43	---	68.20	14.77	100.0	V	49.00	3
15061.00	55.40	---	68.20	12.80	200.0	V	0.00	5
15375.00	---	45.64	54.00	8.36	200.0	H	192.00	4
17646.67	58.71	---	68.20	9.49	100.0	H	228.00	7

Remark: 1. Correction Factor = Antenna factor+ Insertion loss (cable loss + amplifier gain)



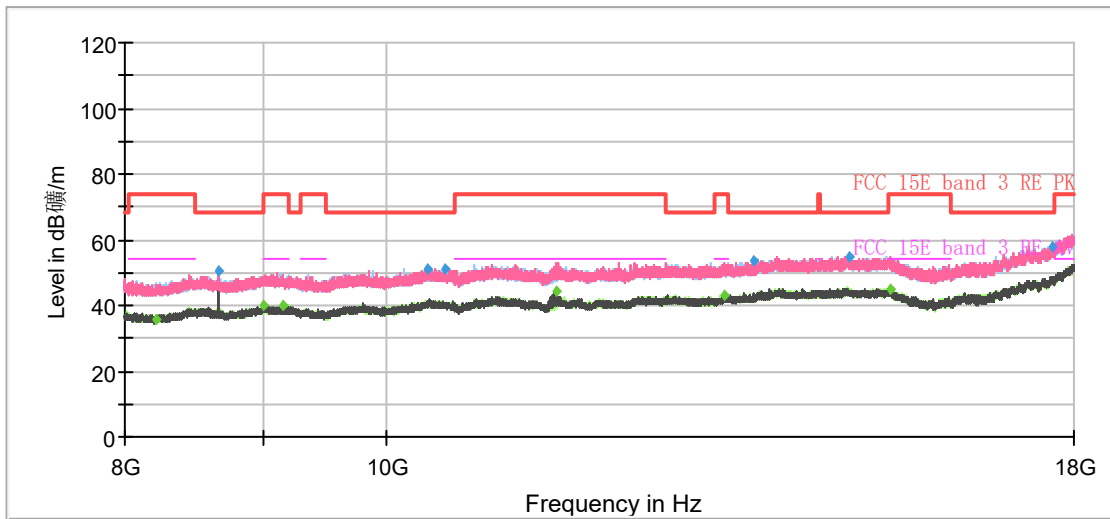
802.11ac (VHT80) CH155



Note: The signal beyond the limit is carrier.
Radiates Emission from 1GHz to 8GHz

Frequency (MHz)	Peak (dBuV/m)	Average (dBuV/m)	Limit (dBuV/m)	Margin (dB)	Height (cm)	Polarization	Azimuth (deg)	Correct Factor (dB)
1263.20	43.89	---	68.20	24.31	100.0	H	288.00	6
1371.70	---	34.53	54.00	19.47	100.0	H	0.00	7
1676.20	---	34.02	54.00	19.98	100.0	H	288.00	8
1771.63	42.78	---	68.20	25.42	200.0	H	225.00	8
1977.20	45.74	---	68.20	22.46	200.0	V	0.00	9
2678.37	48.32	---	68.20	19.88	200.0	V	149.00	11
2744.17	---	38.52	54.00	15.48	100.0	H	0.00	11
3526.77	50.03	---	68.20	18.17	200.0	H	27.00	12
3997.87	---	41.28	54.00	12.72	200.0	H	10.00	13
4454.03	50.66	---	68.20	17.54	200.0	H	2.00	14
4799.83	---	49.60	54.00	4.40	100.0	V	172.00	14
7719.53	---	48.81	54.00	5.19	200.0	H	38.00	22

Remark: 1. Correction Factor = Antenna factor+ Insertion loss (cable loss + amplifier gain)



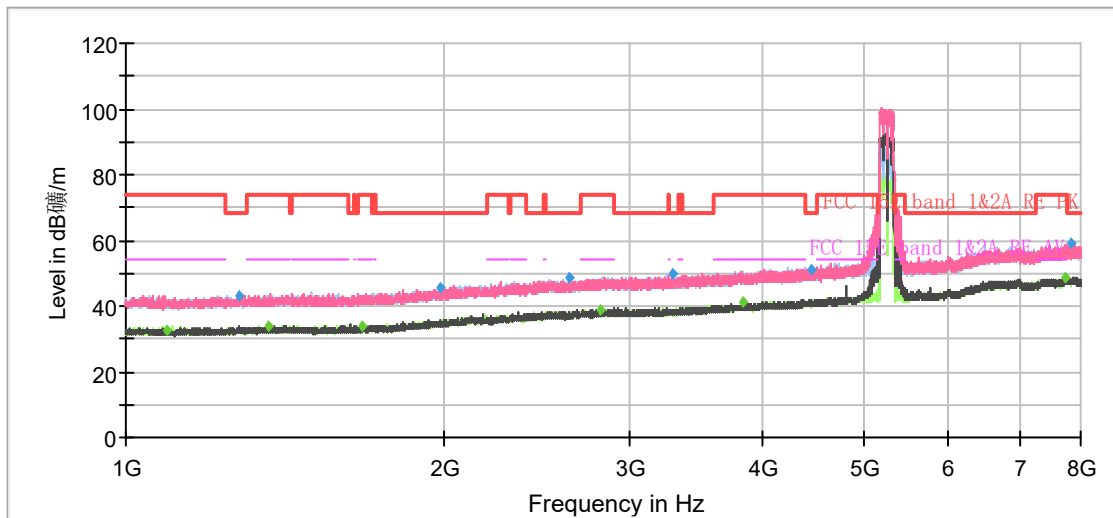
Radiates Emission from 8GHz to 18GHz

Frequency (MHz)	Peak (dBuV/m)	Average (dBuV/m)	Limit (dBuV/m)	Margin (dB)	Height (cm)	Polarization	Azimuth (deg)	Correct Factor (dB)
8222.33	---	35.96	54.00	18.04	100.0	H	327.00	-3
8662.67	50.69	---	68.20	17.51	100.0	V	9.00	-3
9006.00	---	39.72	54.00	14.28	100.0	H	355.00	-2
9162.67	---	39.69	54.00	14.31	200.0	H	5.00	-2
10368.00	51.19	---	68.20	17.01	200.0	V	169.00	0
10513.33	50.90	---	68.20	17.30	200.0	V	197.00	0
11569.33	---	44.52	54.00	9.48	100.0	V	5.00	1
13352.00	---	43.26	54.00	10.74	100.0	H	0.00	3
13686.00	53.81	---	68.20	14.39	200.0	V	0.00	3
14852.33	55.05	---	68.20	13.15	200.0	H	50.00	5
15377.00	---	45.21	54.00	8.79	200.0	H	3.00	4
17683.67	57.80	---	68.20	10.40	200.0	H	0.00	7

Remark: 1. Correction Factor = Antenna factor+ Insertion loss (cable loss + amplifier gain)



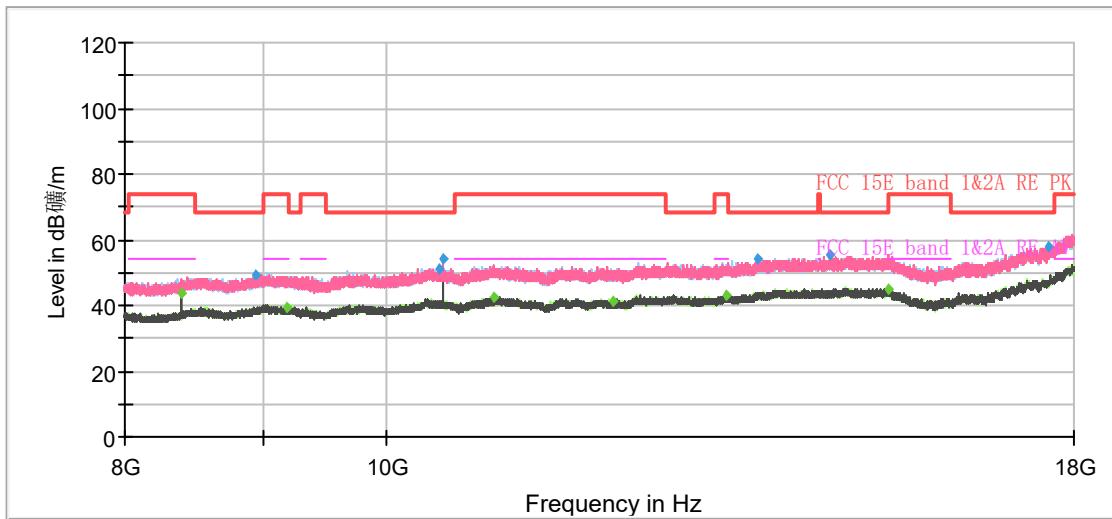
802.11ac (VHT160) CH50



Note: The signal beyond the limit is carrier.
Radiates Emission from 1GHz to 8GHz

Frequency (MHz)	Peak (dBuV/m)	Average (dBuV/m)	Limit (dBuV/m)	Margin (dB)	Height (cm)	Polarization	Azimuth (deg)	Correct Factor (dB)
1092.87	---	32.84	54.00	21.16	200.0	V	168.00	5
1277.20	43.11	---	68.20	25.09	100.0	H	306.00	6
1364.70	---	34.03	54.00	19.97	100.0	H	69.00	7
1671.07	---	34.04	54.00	19.96	100.0	V	358.00	8
1984.20	45.70	---	68.20	22.50	200.0	V	86.00	9
2625.63	48.31	---	68.20	19.89	200.0	V	14.00	11
2814.87	---	38.96	54.00	15.04	200.0	H	135.00	11
3284.57	49.99	---	68.20	18.21	100.0	V	96.00	12
3839.67	---	41.16	54.00	12.84	200.0	H	342.00	13
4451.00	51.03	---	68.20	17.17	100.0	H	95.00	14
7742.17	---	48.38	54.00	5.62	100.0	V	206.00	22
7836.43	59.18	---	68.20	9.02	100.0	V	336.00	22

Remark: 1. Correction Factor = Antenna factor+ Insertion loss (cable loss + amplifier gain)



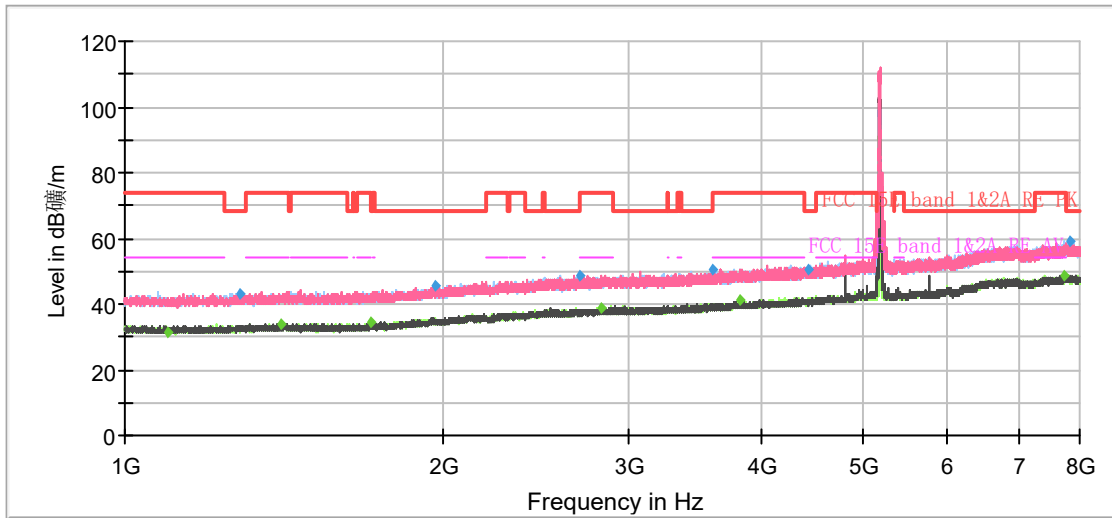
Radiates Emission from 8GHz to 18GHz

Frequency (MHz)	Peak (dBuV/m)	Average (dBuV/m)	Limit (dBuV/m)	Margin (dB)	Height (cm)	Polarization	Azimuth (deg)	Correct Factor (dB)
8400.00	---	43.46	54.00	10.54	100.0	V	14.00	-3
8942.33	49.42	---	68.20	18.78	200.0	H	77.00	-2
9184.67	---	39.45	54.00	14.55	200.0	H	5.00	-2
10463.00	51.11	---	68.20	17.09	200.0	H	1.00	-1
10499.67	53.91	---	68.20	14.29	100.0	V	160.00	0
10968.00	---	42.45	54.00	11.55	100.0	H	336.00	0
12138.33	---	40.96	54.00	13.04	100.0	H	11.00	1
13364.00	---	43.23	54.00	10.77	100.0	V	119.00	3
13725.33	53.85	---	68.20	14.35	100.0	V	119.00	4
14621.33	55.26	---	68.20	12.94	200.0	V	358.00	5
15354.00	---	44.96	54.00	9.04	100.0	V	334.00	4
17612.33	58.02	---	68.20	10.18	100.0	H	166.00	7

Remark: 1. Correction Factor = Antenna factor+ Insertion loss (cable loss + amplifier gain)



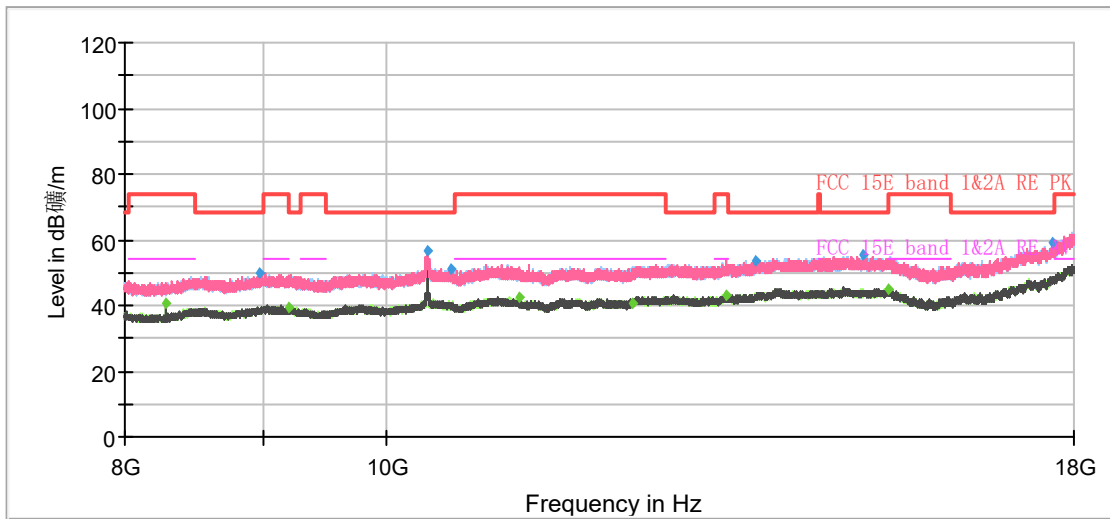
802.11ax (HE20) CH36



Note: The signal beyond the limit is carrier.
Radiates Emission from 1GHz to 8GHz

Frequency (MHz)	Peak (dBuV/m)	Average (dBuV/m)	Limit (dBuV/m)	Margin (dB)	Height (cm)	Polarization	Azimuth (deg)	Correct Factor (dB)
1096.37	---	31.42	54.00	22.58	200.0	H	289.00	5
1287.23	43.24	---	68.20	24.96	100.0	H	9.00	6
1402.97	---	34.13	54.00	19.87	200.0	H	0.00	7
1708.63	---	34.26	54.00	19.74	200.0	H	315.00	8
1965.53	45.28	---	68.20	22.92	200.0	H	302.00	9
2689.57	48.63	---	68.20	19.57	200.0	H	209.00	11
2824.43	---	39.00	54.00	15.00	100.0	H	0.00	11
3591.63	50.17	---	68.20	18.03	200.0	H	236.00	12
3820.53	---	41.18	54.00	12.82	100.0	V	357.00	13
4433.50	50.72	---	68.20	17.48	200.0	H	328.00	14
7726.53	---	48.63	54.00	5.37	200.0	H	315.00	22
7836.20	58.77	---	68.20	9.43	100.0	H	127.00	22

Remark: 1. Correction Factor = Antenna factor+ Insertion loss (cable loss + amplifier gain)



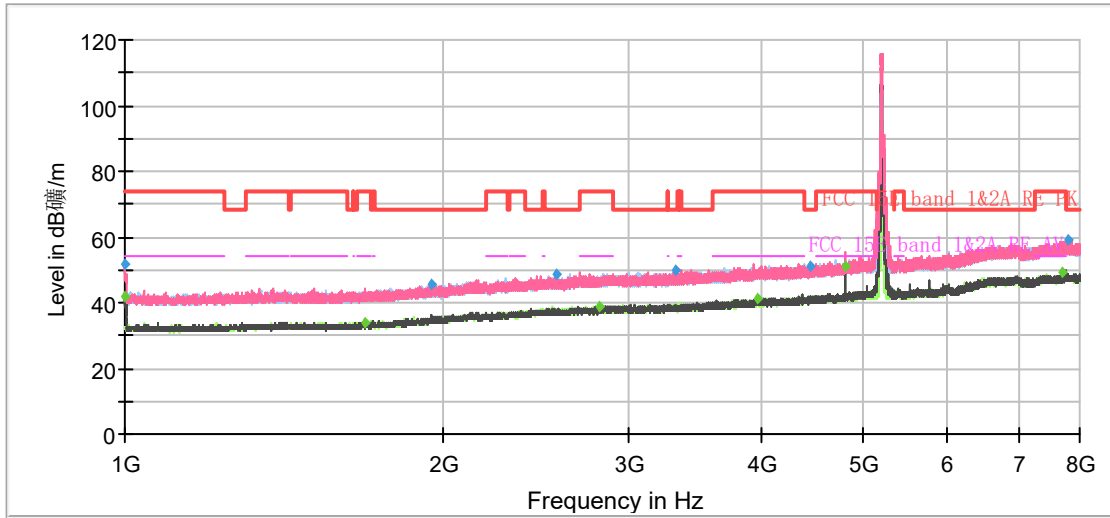
Radiates Emission from 8GHz to 18GHz

Frequency (MHz)	Peak (dBuV/m)	Average (dBuV/m)	Limit (dBuV/m)	Margin (dB)	Height (cm)	Polarization	Azimuth (deg)	Correct Factor (dB)
8288.00	---	40.78	54.00	13.22	200.0	V	204.00	-3
8977.67	49.72	---	68.20	18.48	200.0	V	0.00	-2
9197.33	---	39.45	54.00	14.55	200.0	V	347.00	-2
10367.33	56.45	---	68.20	11.75	200.0	V	315.00	0
10572.33	50.81	---	68.20	17.39	100.0	V	9.00	0
11205.00	---	42.51	54.00	11.49	200.0	V	26.00	1
12349.33	---	40.74	54.00	13.26	100.0	H	132.00	1
13371.67	---	43.32	54.00	10.68	200.0	H	204.00	3
13720.67	53.82	---	68.20	14.38	100.0	V	1.00	4
15035.00	55.11	---	68.20	13.09	200.0	H	246.00	5
15372.67	---	44.93	54.00	9.07	100.0	H	132.00	4
17685.67	58.92	---	68.20	9.28	200.0	V	339.00	7

Remark: 1. Correction Factor = Antenna factor+ Insertion loss (cable loss + amplifier gain)



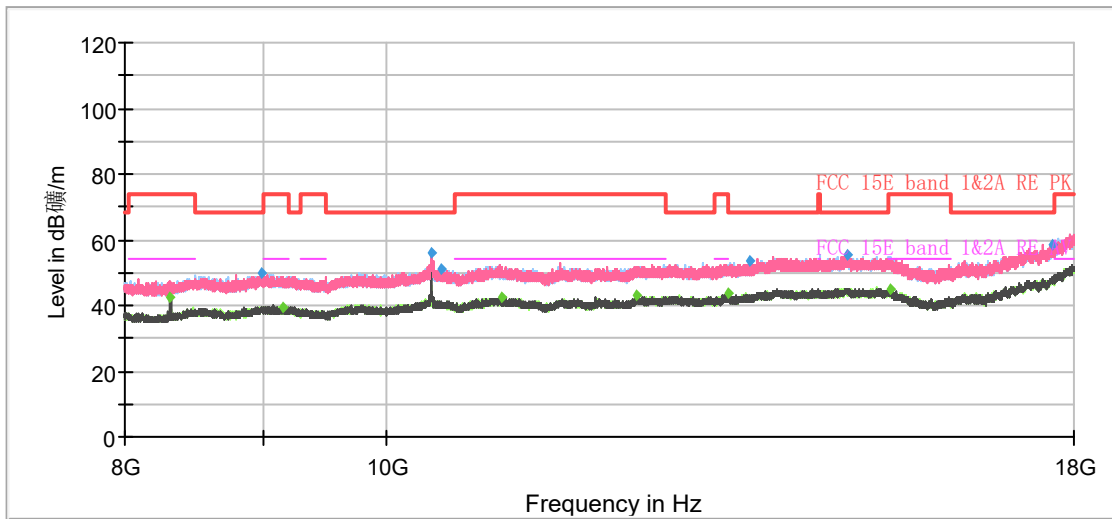
802.11ax (HE20) CH40



Note: The signal beyond the limit is carrier.
Radiates Emission from 1GHz to 8GHz

Frequency (MHz)	Peak (dBuV/m)	Average (dBuV/m)	Limit (dBuV/m)	Margin (dB)	Height (cm)	Polarization	Azimuth (deg)	Correct Factor (dB)
1000.93	---	41.75	54.00	12.25	200.0	V	196.00	5
1000.93	51.45	---	74.00	22.55	200.0	V	196.00	5
1686.70	---	34.07	54.00	19.93	200.0	H	178.00	8
1948.97	45.45	---	68.20	22.75	200.0	V	155.00	9
2559.83	48.52	---	68.20	19.68	200.0	V	265.00	11
2806.93	---	38.85	54.00	15.15	100.0	H	7.00	11
3319.57	49.69	---	68.20	18.51	200.0	V	0.00	12
3970.33	---	41.01	54.00	12.99	200.0	V	7.00	13
4448.67	50.96	---	68.20	17.24	100.0	V	0.00	14
4800.07	---	51.07	54.00	2.93	100.0	V	219.00	14
7704.83	---	48.96	54.00	5.04	200.0	H	358.00	22
7804.23	59.33	---	68.20	8.87	200.0	H	244.00	22

Remark: 1. Correction Factor = Antenna factor+ Insertion loss (cable loss + amplifier gain)



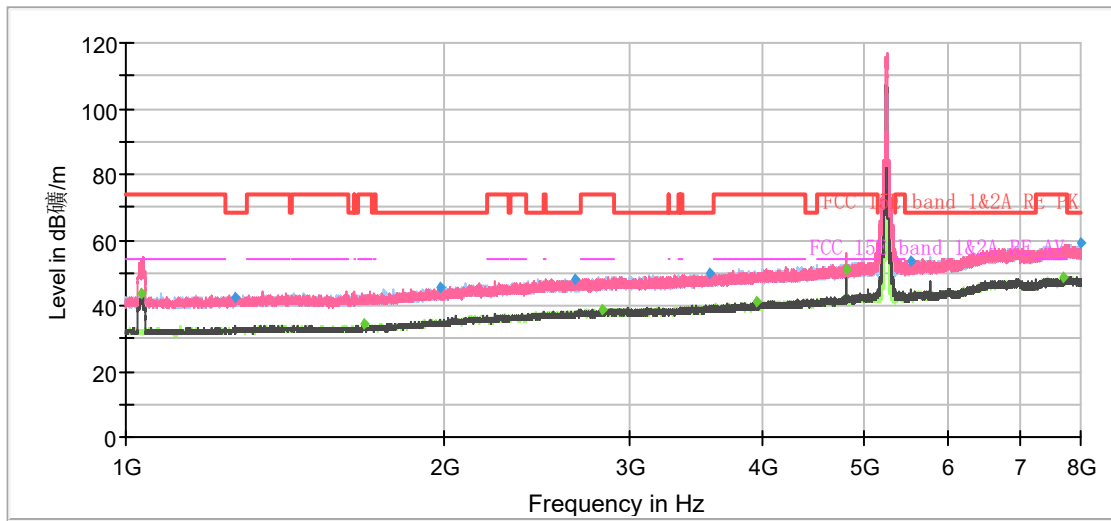
Radiates Emission from 8GHz to 18GHz

Frequency (MHz)	Peak (dBuV/m)	Average (dBuV/m)	Limit (dBuV/m)	Margin (dB)	Height (cm)	Polarization	Azimuth (deg)	Correct Factor (dB)
8319.67	---	42.28	54.00	11.72	100.0	V	47.00	-3
8991.00	49.58	---	68.20	18.62	200.0	V	253.00	-2
9159.00	---	39.57	54.00	14.43	200.0	V	359.00	-2
10400.00	56.22	---	68.20	11.98	100.0	V	159.00	-1
10488.00	51.12	---	68.20	17.08	200.0	H	9.00	0
11037.00	---	42.44	54.00	11.56	100.0	V	216.00	1
12381.67	---	43.19	54.00	10.81	200.0	V	0.00	1
13392.33	---	43.50	54.00	10.50	200.0	V	295.00	3
13644.67	53.26	---	68.20	14.94	200.0	V	0.00	3
14829.67	55.26	---	68.20	12.94	100.0	V	5.00	5
15378.33	---	45.05	54.00	8.95	200.0	H	120.00	4
17674.33	58.43	---	68.20	9.77	200.0	V	0.00	7

Remark: 1. Correction Factor = Antenna factor+ Insertion loss (cable loss + amplifier gain)



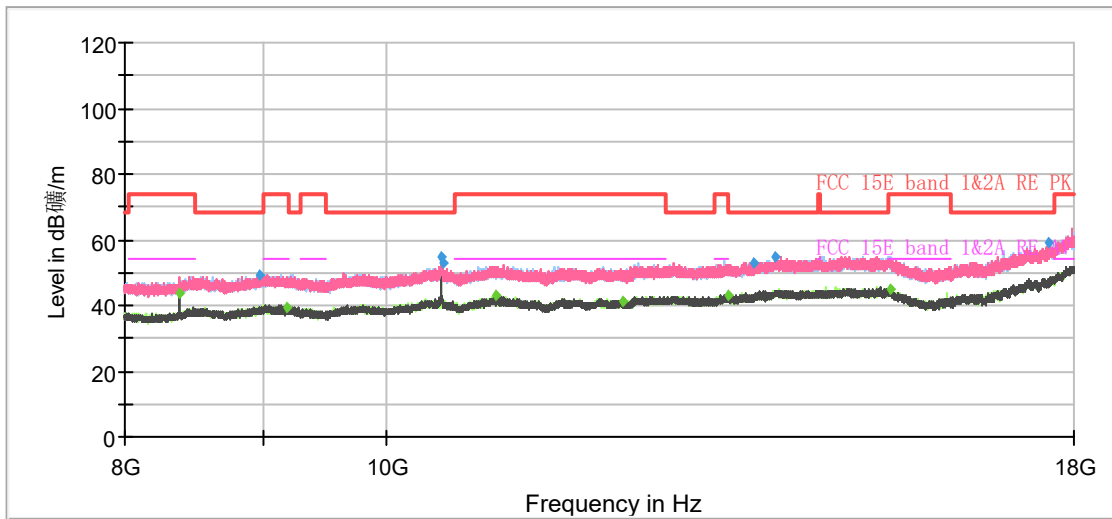
802.11ax (HE20) CH48



Note: The signal beyond the limit is carrier.
Radiates Emission from 1GHz to 8GHz

Frequency (MHz)	Peak (dBuV/m)	Average (dBuV/m)	Limit (dBuV/m)	Margin (dB)	Height (cm)	Polarization	Azimuth (deg)	Correct Factor (dB)
1034.07	---	43.61	54.00	10.39	200.0	V	208.00	5
1269.50	42.38	---	68.20	25.82	100.0	H	196.00	6
1681.33	---	34.41	54.00	19.59	200.0	V	264.00	8
1983.97	45.38	---	68.20	22.82	100.0	H	100.00	9
2659.93	48.06	---	68.20	20.14	200.0	V	61.00	11
2823.73	---	38.78	54.00	15.22	100.0	H	0.00	11
3563.87	50.14	---	68.20	18.06	200.0	V	0.00	12
3943.73	---	41.07	54.00	12.93	100.0	V	298.00	13
4799.83	---	51.33	54.00	2.67	100.0	V	218.00	14
5534.60	53.84	---	68.20	14.36	200.0	H	195.00	15
7714.63	---	48.46	54.00	5.54	100.0	H	114.00	22
7989.73	59.38	---	68.20	8.82	100.0	H	359.00	23

Remark: 1. Correction Factor = Antenna factor+ Insertion loss (cable loss + amplifier gain)



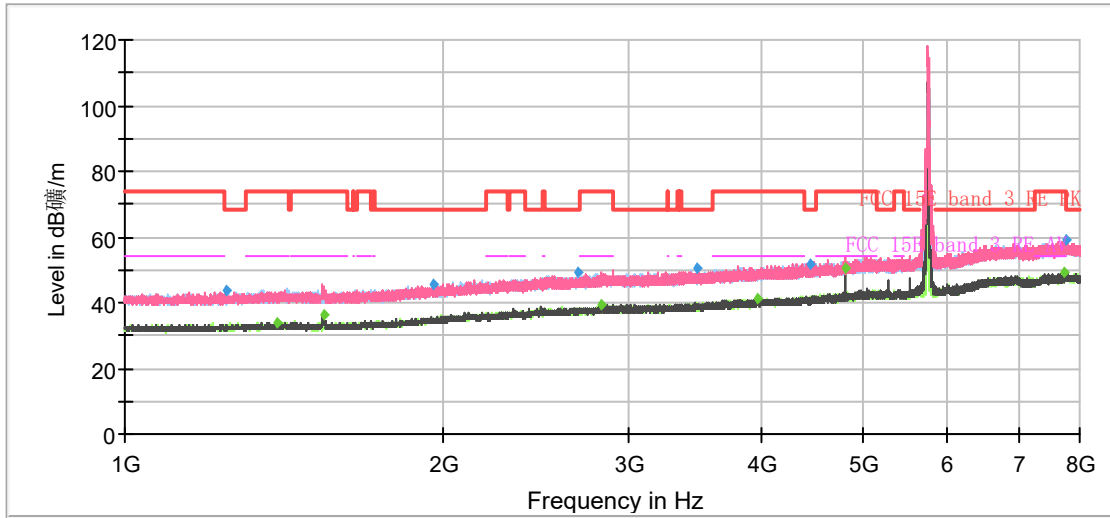
Radiates Emission from 8GHz to 18GHz

Frequency (MHz)	Peak (dBuV/m)	Average (dBuV/m)	Limit (dBuV/m)	Margin (dB)	Height (cm)	Polarization	Azimuth (deg)	Correct Factor (dB)
8384.00	---	43.60	54.00	10.40	200.0	V	199.00	-3
8979.00	49.06	---	68.20	19.14	200.0	V	143.00	-2
9193.67	---	39.69	54.00	14.31	200.0	H	5.00	-2
10480.33	54.74	---	68.20	13.46	100.0	V	160.00	0
10492.00	53.01	---	68.20	15.19	100.0	V	319.00	0
10986.67	---	42.77	54.00	11.23	100.0	V	359.00	0
12245.67	---	41.12	54.00	12.88	200.0	H	187.00	1
13388.33	---	43.05	54.00	10.95	100.0	H	359.00	3
13693.67	53.17	---	68.20	15.03	200.0	H	9.00	4
13937.00	54.83	---	68.20	13.37	100.0	H	228.00	5
15396.00	---	45.01	54.00	8.99	100.0	V	0.00	4
17626.33	58.87	---	68.20	9.33	200.0	H	63.00	7

Remark: 1. Correction Factor = Antenna factor+ Insertion loss (cable loss + amplifier gain)



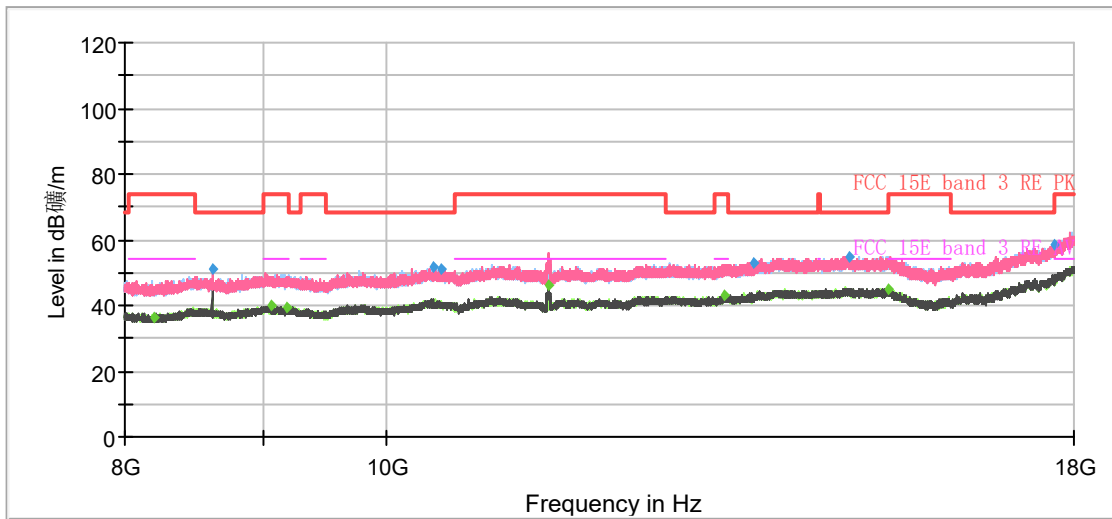
802.11ax (HE20) CH149



Note: The signal beyond the limit is carrier.
Radiates Emission from 1GHz to 8GHz

Frequency (MHz)	Peak (dBuV/m)	Average (dBuV/m)	Limit (dBuV/m)	Margin (dB)	Height (cm)	Polarization	Azimuth (deg)	Correct Factor (dB)
1248.73	43.69	---	68.20	24.51	100.0	H	31.00	6
1391.07	---	34.04	54.00	19.96	100.0	H	219.00	7
1540.87	---	36.50	54.00	17.50	200.0	V	205.00	7
1961.10	45.43	---	68.20	22.77	200.0	V	4.00	9
2687.23	49.20	---	68.20	19.00	100.0	H	165.00	11
2817.43	---	39.14	54.00	14.86	200.0	V	20.00	11
3474.50	50.17	---	68.20	18.03	200.0	V	124.00	12
3969.63	---	41.04	54.00	12.96	100.0	V	261.00	13
4449.83	51.75	---	68.20	16.45	200.0	V	0.00	14
4799.83	---	50.35	54.00	3.65	100.0	V	221.00	14
7732.83	---	49.05	54.00	4.95	200.0	V	13.00	22
7772.03	59.20	---	68.20	9.00	200.0	H	217.00	22

Remark: 1. Correction Factor = Antenna factor+ Insertion loss (cable loss + amplifier gain)



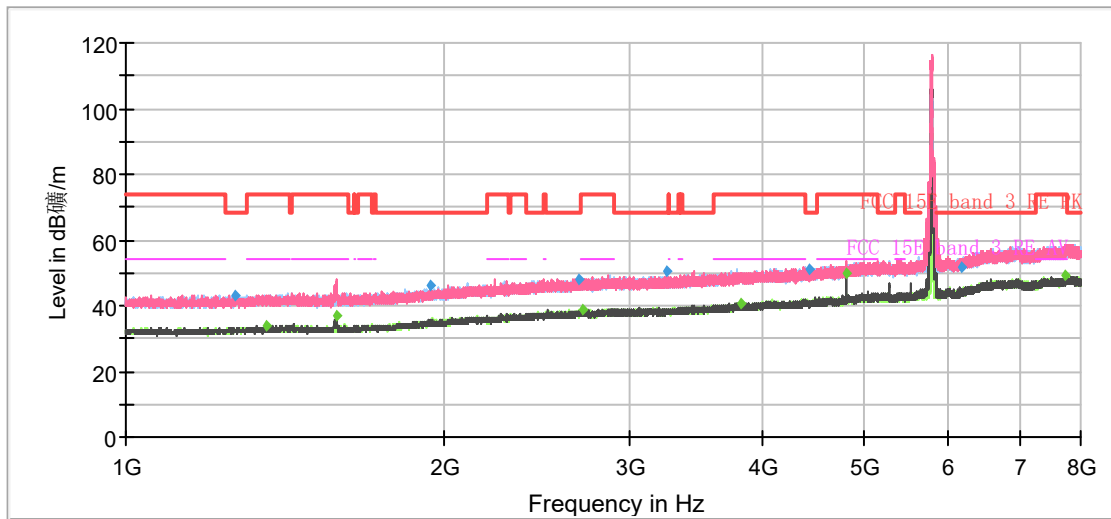
Radiates Emission from 8GHz to 18GHz

Frequency (MHz)	Peak (dBuV/m)	Average (dBuV/m)	Limit (dBuV/m)	Margin (dB)	Height (cm)	Polarization	Azimuth (deg)	Correct Factor (dB)
8208.33	---	36.19	54.00	17.81	500.00	H	147.00	-3
8617.33	51.09	---	68.20	17.11	500.00	V	9.00	-3
9072.67	---	40.02	54.00	13.98	500.00	V	170.00	-2
9195.33	---	39.52	54.00	14.48	500.00	V	9.00	-2
10409.33	51.76	---	68.20	16.44	500.00	V	352.00	-1
10486.00	51.02	---	68.20	17.18	500.00	H	0.00	0
11490.67	---	46.32	54.00	7.68	500.00	V	5.00	1
13349.33	---	42.91	54.00	11.09	500.00	H	1.00	3
13698.33	53.18	---	68.20	15.02	500.00	V	9.00	4
14858.33	55.05	---	68.20	13.15	500.00	V	198.00	5
15367.00	---	44.98	54.00	9.02	500.00	V	350.00	4
17691.00	58.44	---	68.20	9.76	500.00	H	147.00	7

Remark: 1. Correction Factor = Antenna factor+ Insertion loss (cable loss + amplifier gain)



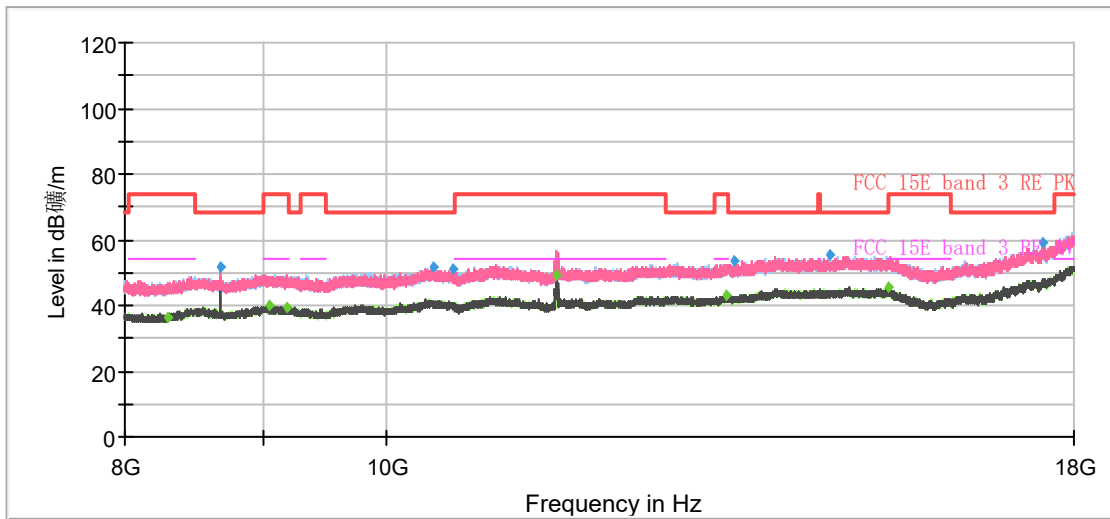
802.11ax (HE20) CH157



Note: The signal beyond the limit is carrier.
Radiates Emission from 1GHz to 8GHz

Frequency (MHz)	Peak (dBuV/m)	Average (dBuV/m)	Limit (dBuV/m)	Margin (dB)	Height (cm)	Polarization	Azimuth (deg)	Correct Factor (dB)
1266.70	42.94	---	68.20	25.26	100.0	H	127.00	6
1357.47	---	33.93	54.00	20.07	200.0	H	359.00	7
1580.53	---	36.84	54.00	17.16	200.0	V	44.00	8
1943.60	45.86	---	68.20	22.34	200.0	V	20.00	9
2680.93	48.11	---	68.20	20.09	200.0	V	1.00	11
2701.47	---	38.75	54.00	15.25	200.0	V	111.00	11
3245.60	50.67	---	68.20	17.53	100.0	H	25.00	12
3814.47	---	40.89	54.00	13.11	100.0	V	356.00	13
4434.43	51.05	---	68.20	17.15	200.0	H	347.00	14
4800.07	---	49.92	54.00	4.08	100.0	V	190.00	14
6184.90	51.54	---	68.20	16.66	100.0	H	75.00	17
7730.97	---	48.94	54.00	5.06	100.0	H	278.00	22

Remark: 1. Correction Factor = Antenna factor+ Insertion loss (cable loss + amplifier gain)



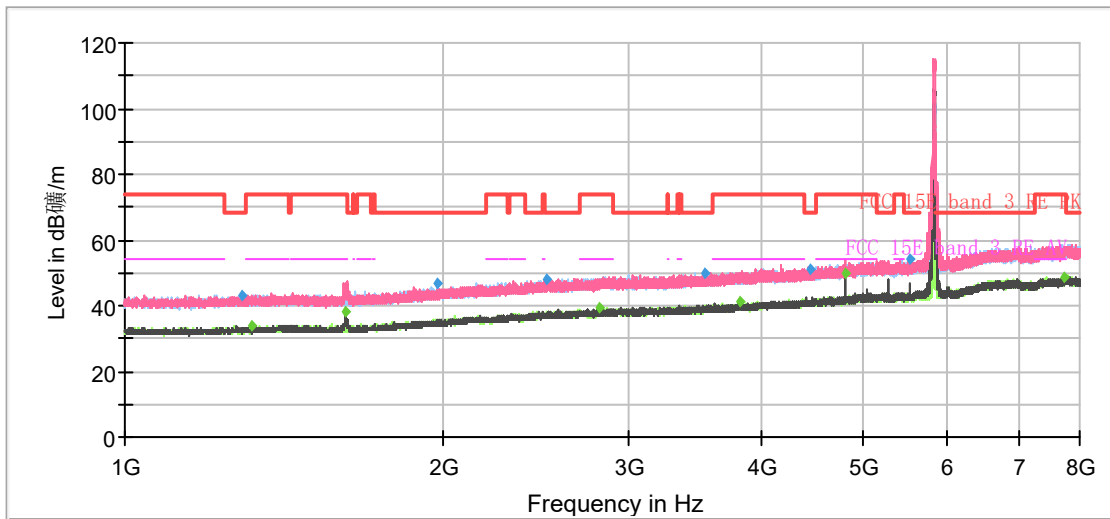
Radiates Emission from 8GHz to 18GHz

Frequency (MHz)	Peak (dBuV/m)	Average (dBuV/m)	Limit (dBuV/m)	Margin (dB)	Height (cm)	Polarization	Azimuth (deg)	Correct Factor (dB)
8301.67	---	36.49	54.00	17.51	200.0	H	15.00	-3
8677.33	51.76	---	68.20	16.44	100.0	V	10.00	-3
9046.33	---	40.02	54.00	13.98	100.0	V	319.00	-2
9192.00	---	39.59	54.00	14.41	200.0	V	326.00	-2
10412.67	51.50	---	68.20	16.70	200.0	V	346.00	-1
10582.67	51.07	---	68.20	17.13	200.0	H	106.00	0
11569.00	---	49.03	54.00	4.97	100.0	V	10.00	1
13385.33	---	43.17	54.00	10.83	200.0	H	64.00	3
13463.67	53.52	---	68.20	14.68	100.0	H	0.00	3
14619.33	55.17	---	68.20	13.03	200.0	H	50.00	5
15361.67	---	45.25	54.00	8.75	200.0	V	359.00	4
17525.33	58.90	---	68.20	9.30	100.0	V	335.00	6

Remark: 1. Correction Factor = Antenna factor+ Insertion loss (cable loss + amplifier gain)



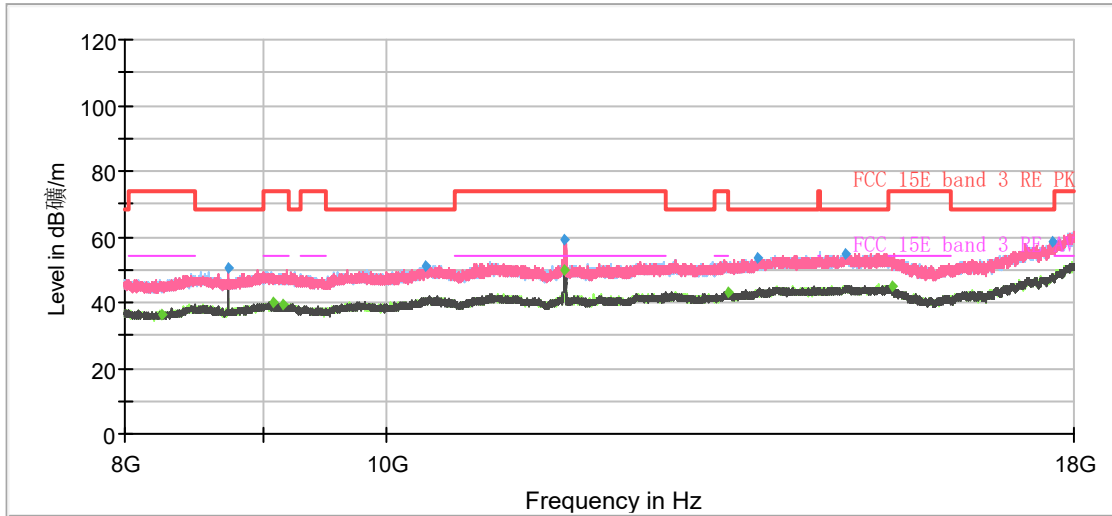
802.11ax (HE20) CH165



Note: The signal beyond the limit is carrier.
Radiates Emission from 1GHz to 8GHz

Frequency (MHz)	Peak (dBuV/m)	Average (dBuV/m)	Limit (dBuV/m)	Margin (dB)	Height (cm)	Polarization	Azimuth (deg)	Correct Factor (dB)
1293.07	43.26	---	68.20	24.94	100.0	H	279.00	6
1317.80	---	33.91	54.00	20.09	200.0	H	285.00	6
1618.80	---	38.11	54.00	15.89	200.0	V	44.00	8
1977.20	46.68	---	68.20	21.52	100.0	H	1.00	9
2509.67	48.30	---	68.20	19.90	100.0	H	152.00	11
2806.70	---	39.25	54.00	14.75	100.0	H	179.00	11
3537.27	49.76	---	68.20	18.44	200.0	V	31.00	12
3812.37	---	41.06	54.00	12.94	200.0	V	7.00	13
4447.73	51.02	---	68.20	17.18	100.0	V	285.00	14
4800.07	---	50.08	54.00	3.92	100.0	V	149.00	14
5520.13	54.35	---	68.20	13.85	200.0	V	177.00	15
7720.47	---	48.67	54.00	5.33	200.0	V	321.00	22

Remark: 1. Correction Factor = Antenna factor+ Insertion loss (cable loss + amplifier gain)



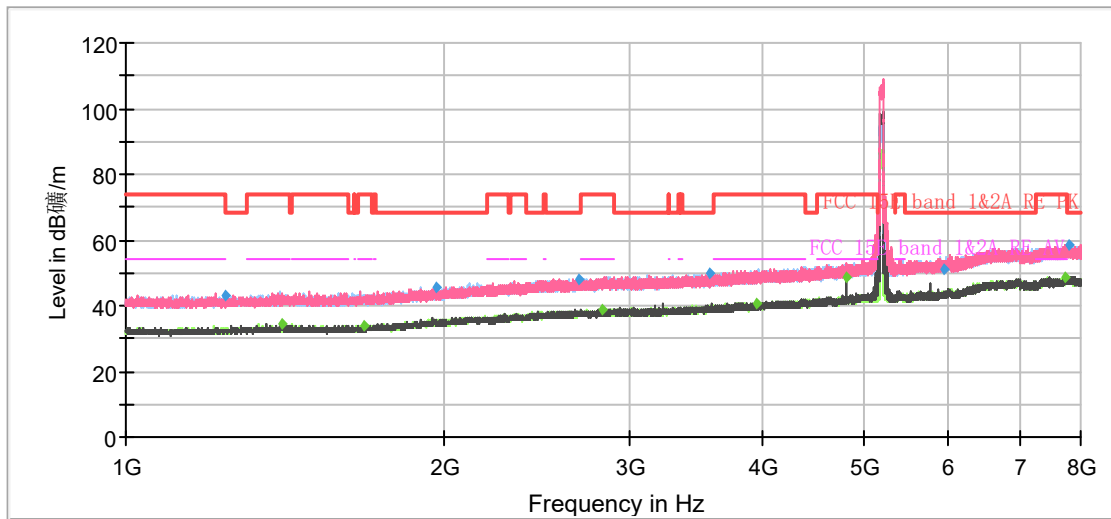
Radiates Emission from 8GHz to 18GHz

Frequency (MHz)	Peak (dBuV/m)	Average (dBuV/m)	Limit (dBuV/m)	Margin (dB)	Height (cm)	Polarization	Azimuth (deg)	Correct Factor (dB)
8258.33	---	36.60	54.00	17.40	100.0	H	212.00	-3
8737.33	50.56	---	68.20	17.64	100.0	V	4.00	-3
9081.67	---	39.93	54.00	14.07	100.0	V	61.00	-2
9159.33	---	39.24	54.00	14.76	100.0	V	61.00	-2
10348.67	51.09	---	68.20	17.11	100.0	V	320.00	0
11649.00	59.26	---	74.00	14.74	100.0	V	7.00	1
11649.67	---	49.95	54.00	4.05	100.0	V	13.00	1
13398.33	---	43.22	54.00	10.78	200.0	H	319.00	3
13730.00	53.53	---	68.20	14.67	200.0	H	23.00	4
14802.00	55.07	---	68.20	13.13	200.0	V	102.00	5
15405.00	---	44.92	54.00	9.08	100.0	H	0.00	4
17668.33	58.17	---	68.20	10.03	200.0	H	133.00	7

Remark: 1. Correction Factor = Antenna factor+ Insertion loss (cable loss + amplifier gain)



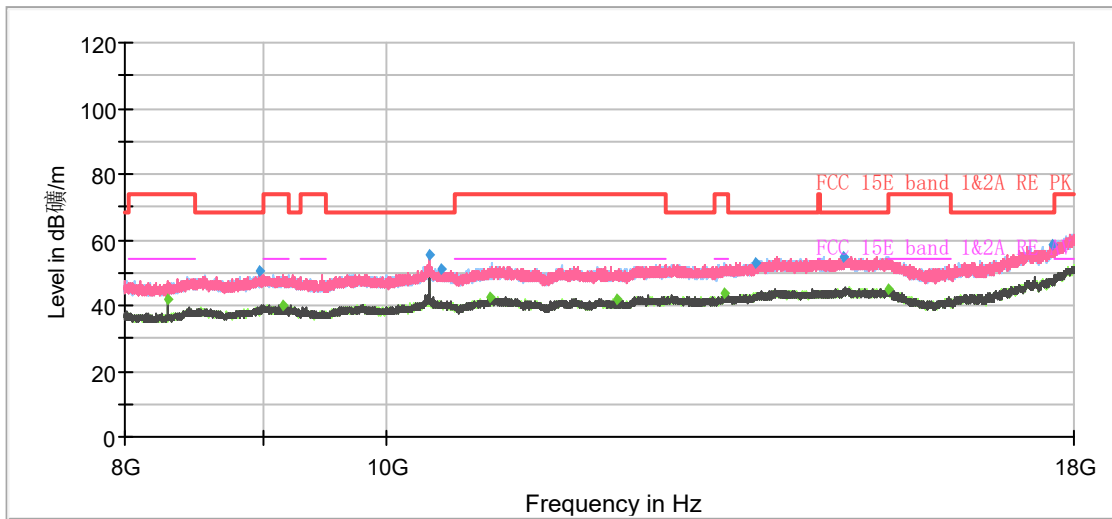
802.11ax (HE40) CH38



Note: The signal beyond the limit is carrier.
Radiates Emission from 1GHz to 8GHz

Frequency (MHz)	Peak (dBuV/m)	Average (dBuV/m)	Limit (dBuV/m)	Margin (dB)	Height (cm)	Polarization	Azimuth (deg)	Correct Factor (dB)
1244.77	43.11	---	68.20	25.09	200.0	H	312.00	6
1405.07	---	34.31	54.00	19.69	200.0	H	312.00	7
1679.47	---	34.12	54.00	19.88	200.0	H	344.00	8
1969.73	45.55	---	68.20	22.65	200.0	V	359.00	9
2678.60	48.00	---	68.20	20.20	100.0	H	260.00	11
2826.07	---	38.98	54.00	15.02	200.0	H	177.00	11
3570.40	49.67	---	68.20	18.53	100.0	H	69.00	12
3956.57	---	40.92	54.00	13.08	200.0	V	164.00	13
4800.07	---	48.65	54.00	5.35	100.0	V	338.00	14
5937.57	51.30	---	68.20	16.90	100.0	H	82.00	16
7742.87	---	48.53	54.00	5.47	200.0	H	297.00	22
7811.70	58.71	---	68.20	9.49	100.0	H	191.00	22

Remark: 1. Correction Factor = Antenna factor+ Insertion loss (cable loss + amplifier gain)



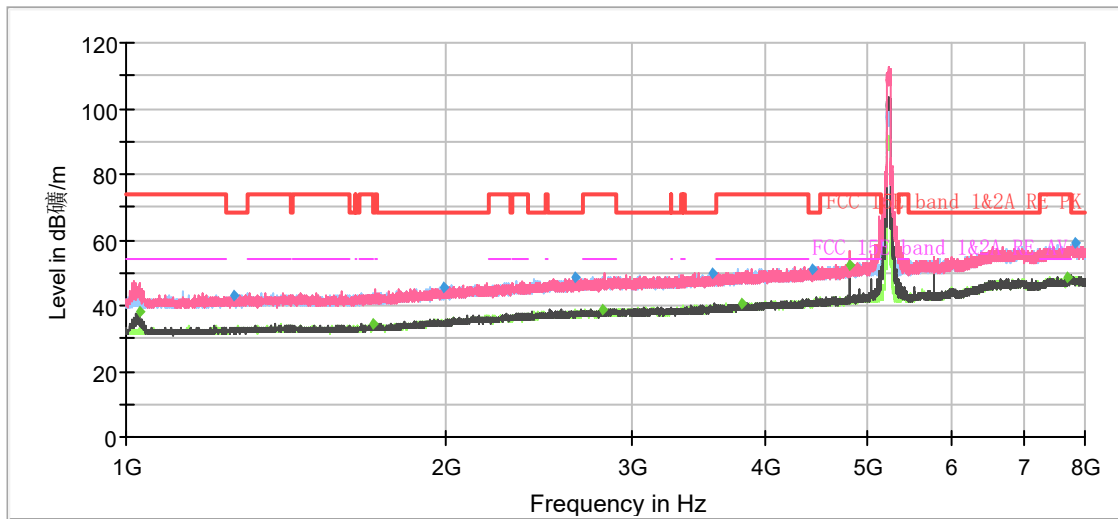
Radiates Emission from 8GHz to 18GHz

Frequency (MHz)	Peak (dBuV/m)	Average (dBuV/m)	Limit (dBuV/m)	Margin (dB)	Height (cm)	Polarization	Azimuth (deg)	Correct Factor (dB)
8303.67	---	41.99	54.00	12.01	100.0	V	203.00	-3
8972.00	50.34	---	68.20	17.86	100.0	V	87.00	-2
9162.00	---	40.24	54.00	13.76	200.0	V	74.00	-2
10380.00	55.14	---	68.20	13.06	100.0	V	160.00	-1
10487.00	50.82	---	68.20	17.38	200.0	H	174.00	0
10927.00	---	42.26	54.00	11.74	100.0	V	160.00	0
12187.00	---	41.79	54.00	12.21	200.0	V	359.00	1
13360.33	---	43.39	54.00	10.61	200.0	V	132.00	3
13719.33	53.02	---	68.20	15.18	200.0	V	215.00	4
14776.67	54.87	---	68.20	13.33	100.0	H	98.00	5
15371.33	---	44.98	54.00	9.02	100.0	H	0.00	4
17678.00	58.26	---	68.20	9.94	200.0	V	160.00	7

Remark: 1. Correction Factor = Antenna factor+ Insertion loss (cable loss + amplifier gain)



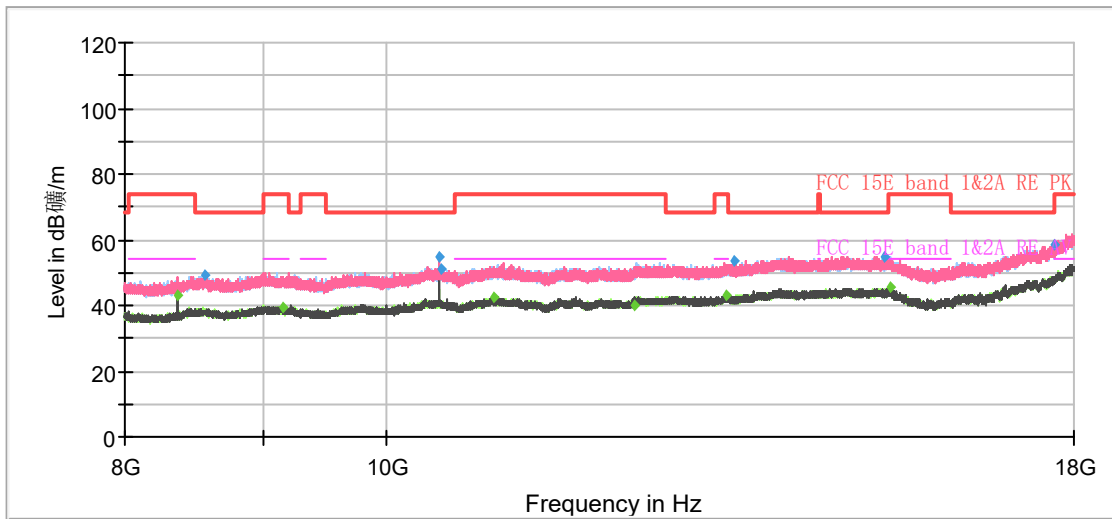
802.11ax (HE40) CH46



Note: The signal beyond the limit is carrier.
Radiates Emission from 1GHz to 8GHz

Frequency (MHz)	Peak (dBuV/m)	Average (dBuV/m)	Limit (dBuV/m)	Margin (dB)	Height (cm)	Polarization	Azimuth (deg)	Correct Factor (dB)
1028.23	---	38.05	54.00	15.94	200.0	V	203.00	5
1261.10	43.17	---	68.20	25.03	100.0	H	2.00	6
1706.07	---	34.38	54.00	19.62	100.0	H	0.00	8
1993.53	45.41	---	68.20	22.79	200.0	V	230.00	9
2642.67	48.75	---	68.20	19.45	200.0	V	55.00	11
2813.93	---	38.80	54.00	15.20	200.0	H	10.00	11
3572.97	50.14	---	68.20	18.06	200.0	H	321.00	12
3807.47	---	40.91	54.00	13.09	100.0	V	96.00	13
4437.47	51.13	---	68.20	17.07	200.0	V	174.00	14
4800.07	---	52.34	54.00	1.66	100.0	V	312.00	14
7715.10	---	48.75	54.00	5.25	200.0	V	320.00	22
7845.30	58.85	---	68.20	9.36	100.0	V	136.00	22

Remark: 1. Correction Factor = Antenna factor+ Insertion loss (cable loss + amplifier gain)



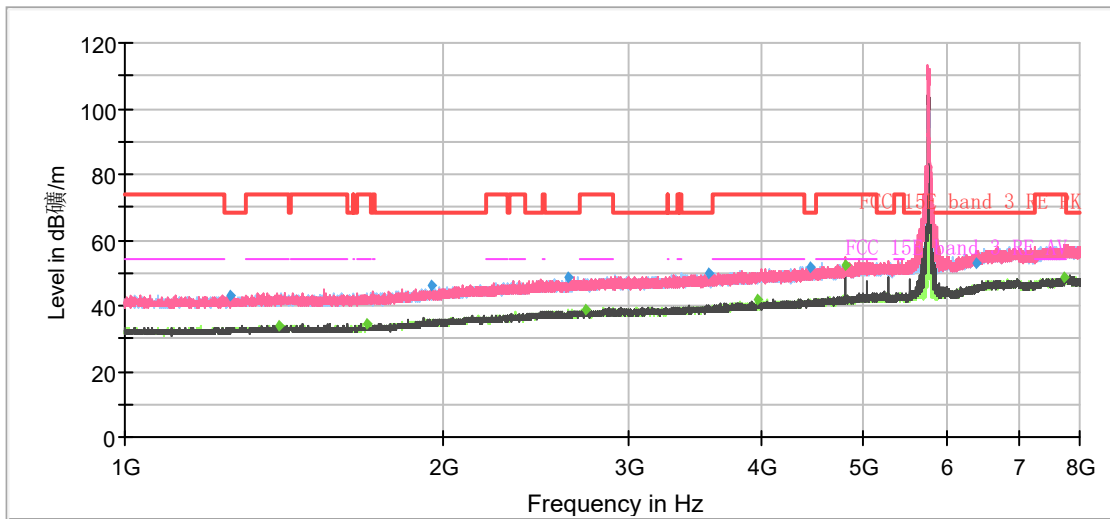
Radiates Emission from 8GHz to 18GHz

Frequency (MHz)	Peak (dBuV/m)	Average (dBuV/m)	Limit (dBuV/m)	Margin (dB)	Height (cm)	Polarization	Azimuth (deg)	Correct Factor (dB)
8367.67	---	43.07	54.00	10.93	100.0	V	305.00	-3
8560.67	49.24	---	68.20	18.96	100.0	H	70.00	-3
9165.00	---	39.52	54.00	14.48	200.0	V	142.00	-2
10460.00	54.61	---	68.20	13.59	100.0	V	162.00	-1
10486.00	51.16	---	68.20	17.04	100.0	V	93.00	0
10958.33	---	42.58	54.00	11.42	200.0	H	37.00	0
12372.00	---	40.24	54.00	13.76	200.0	H	150.00	1
13383.00	---	43.18	54.00	10.82	200.0	V	216.00	3
13455.33	53.27	---	68.20	14.93	100.0	H	0.00	3
15320.33	54.74	---	68.20	13.46	100.0	V	38.00	4
15385.00	---	45.58	54.00	8.42	100.0	V	52.00	4
17693.67	58.22	---	68.20	9.98	200.0	H	350.00	8

Remark: 1. Correction Factor = Antenna factor+ Insertion loss (cable loss + amplifier gain)



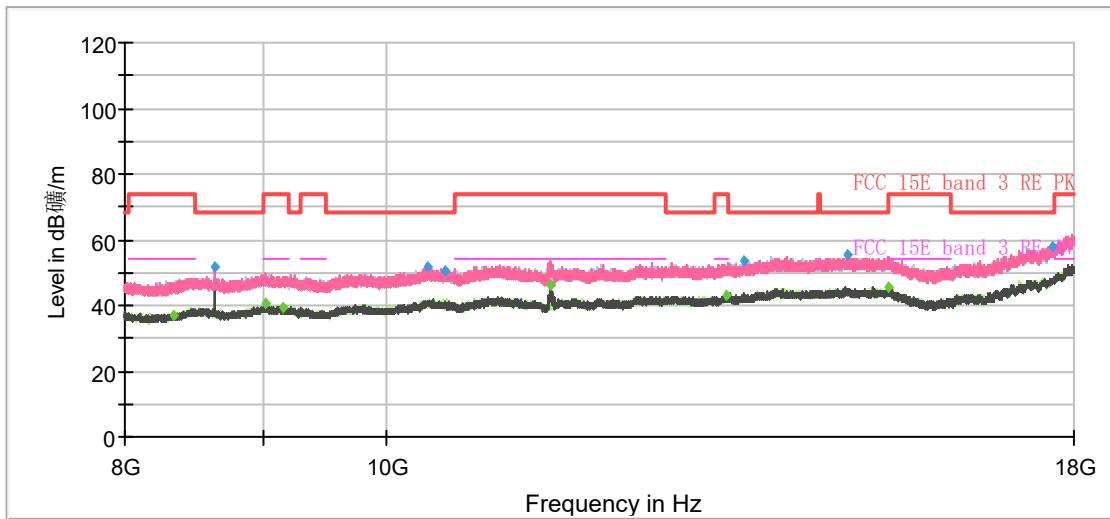
802.11ax (HE40) CH151



Note: The signal beyond the limit is carrier.
Radiates Emission from 1GHz to 8GHz

Frequency (MHz)	Peak (dBuV/m)	Average (dBuV/m)	Limit (dBuV/m)	Margin (dB)	Height (cm)	Polarization	Azimuth (deg)	Correct Factor (dB)
1260.17	42.91	---	68.20	25.29	100.0	H	322.00	6
1400.17	---	34.02	54.00	19.98	200.0	V	3.00	7
1697.67	---	34.38	54.00	19.62	200.0	V	73.00	8
1947.33	45.96	---	68.20	22.24	200.0	V	5.00	9
2630.07	48.42	---	68.20	19.78	200.0	H	0.00	11
2723.17	---	38.72	54.00	15.28	200.0	H	265.00	11
3565.03	49.94	---	68.20	18.26	200.0	V	0.00	12
3967.07	---	41.57	54.00	12.43	100.0	V	207.00	13
4448.20	51.93	---	68.20	16.27	100.0	V	124.00	14
4799.83	---	52.21	54.00	1.79	100.0	V	194.00	14
6374.13	53.14	---	68.20	15.06	100.0	H	142.00	18
7745.67	---	48.62	54.00	5.38	200.0	V	34.00	22

Remark: 1. Correction Factor = Antenna factor+ Insertion loss (cable loss + amplifier gain)



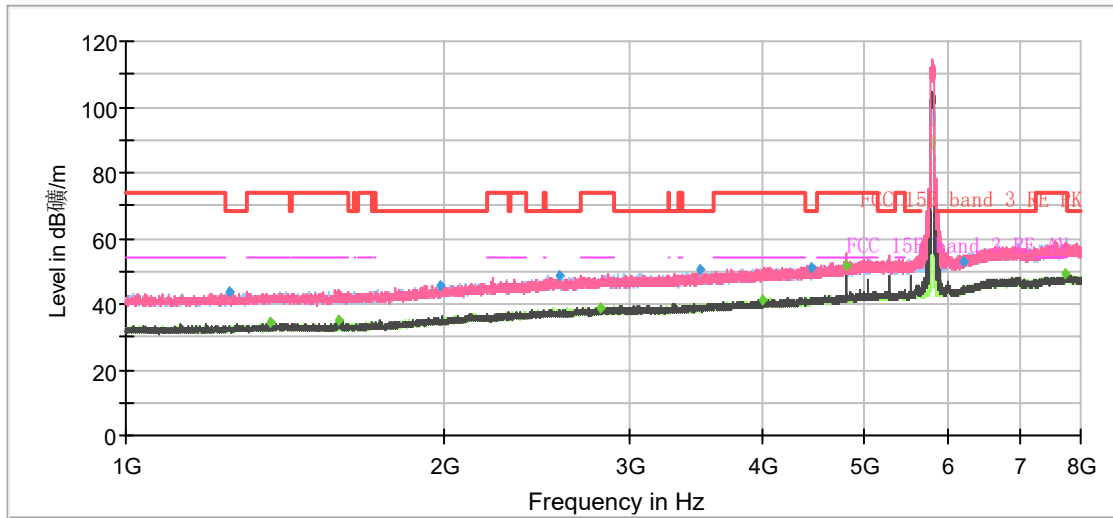
Radiates Emission from 8GHz to 18GHz

Frequency (MHz)	Peak (dBuV/m)	Average (dBuV/m)	Limit (dBuV/m)	Margin (dB)	Height (cm)	Polarization	Azimuth (deg)	Correct Factor (dB)
8346.67	---	36.85	54.00	17.15	200.0	H	76.00	-3
8632.67	51.78	---	68.20	16.42	100.0	V	7.00	-3
9028.67	---	40.40	54.00	13.60	200.0	H	90.00	-2
9158.33	---	39.45	54.00	14.55	100.0	H	358.00	-2
10358.33	51.76	---	68.20	16.44	100.0	V	86.00	0
10522.00	50.29	---	68.20	17.91	100.0	V	72.00	0
11507.33	---	46.14	54.00	7.86	100.0	V	13.00	1
13376.33	---	42.95	54.00	11.05	200.0	V	24.00	3
13575.00	53.50	---	68.20	14.70	100.0	H	328.00	3
14829.67	55.11	---	68.20	13.09	100.0	V	245.00	5
15365.67	---	45.64	54.00	8.36	100.0	V	4.00	4
17684.33	57.90	---	68.20	10.30	100.0	V	4.00	7

Remark: 1. Correction Factor = Antenna factor+ Insertion loss (cable loss + amplifier gain)



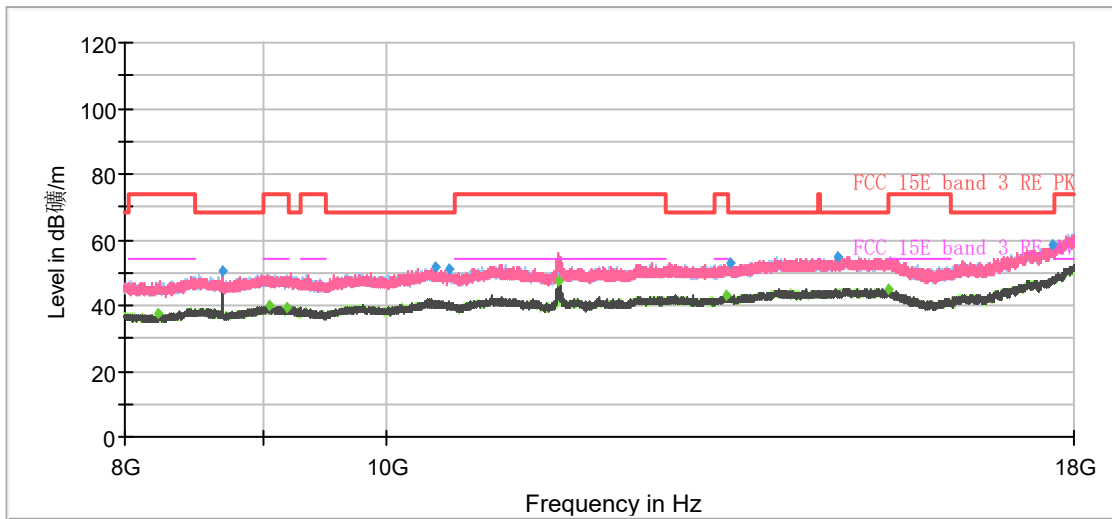
802.11ax (HE40) CH159



Note: The signal beyond the limit is carrier.
Radiates Emission from 1GHz to 8GHz

Frequency (MHz)	Peak (dBuV/m)	Average (dBuV/m)	Limit (dBuV/m)	Margin (dB)	Height (cm)	Polarization	Azimuth (deg)	Correct Factor (dB)
1253.40	43.75	---	68.20	24.45	200.0	V	102.00	6
1368.20	---	34.26	54.00	19.74	200.0	V	6.00	7
1592.67	---	34.85	54.00	19.15	200.0	V	156.00	8
1981.87	45.59	---	68.20	22.61	200.0	H	0.00	9
2567.07	48.44	---	68.20	19.76	200.0	V	182.00	11
2816.27	---	38.93	54.00	15.07	200.0	H	271.00	11
3490.13	50.41	---	68.20	17.79	100.0	H	321.00	12
3997.17	---	41.20	54.00	12.80	200.0	H	297.00	13
4454.73	50.98	---	68.20	17.22	100.0	V	275.00	14
4799.83	---	51.52	54.00	2.48	100.0	V	194.00	14
6207.77	52.62	---	68.20	15.58	100.0	H	154.00	17
7744.50	---	49.53	54.00	4.47	200.0	V	292.00	22

Remark: 1. Correction Factor = Antenna factor+ Insertion loss (cable loss + amplifier gain)



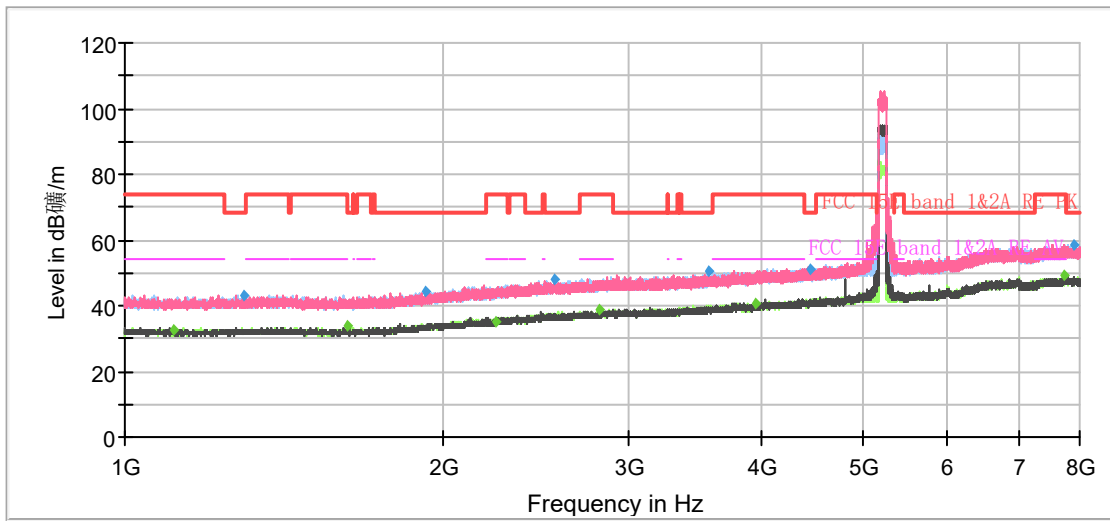
Radiates Emission from 8GHz to 18GHz

Frequency (MHz)	Peak (dBuV/m)	Average (dBuV/m)	Limit (dBuV/m)	Margin (dB)	Height (cm)	Polarization	Azimuth (deg)	Correct Factor (dB)
8233.33	---	37.25	54.00	16.75	200.0	V	281.00	-3
8692.33	50.33	---	68.20	17.87	100.0	V	8.00	-3
9049.67	---	40.06	54.00	13.94	200.0	H	13.00	-2
9188.67	---	39.53	54.00	14.47	200.0	V	1.00	-2
10435.33	51.48	---	68.20	16.72	100.0	V	232.00	-1
10555.67	51.15	---	68.20	17.05	100.0	H	158.00	0
11589.33	---	47.38	54.00	6.62	100.0	V	8.00	1
13379.00	---	43.30	54.00	10.70	200.0	H	114.00	3
13423.00	53.15	---	68.20	15.05	100.0	H	201.00	3
14703.33	54.95	---	68.20	13.25	200.0	H	274.00	5
15363.33	---	45.09	54.00	8.91	100.0	H	0.00	4
17671.00	58.60	---	68.20	9.60	100.0	H	359.00	7

Remark: 1. Correction Factor = Antenna factor+ Insertion loss (cable loss + amplifier gain)



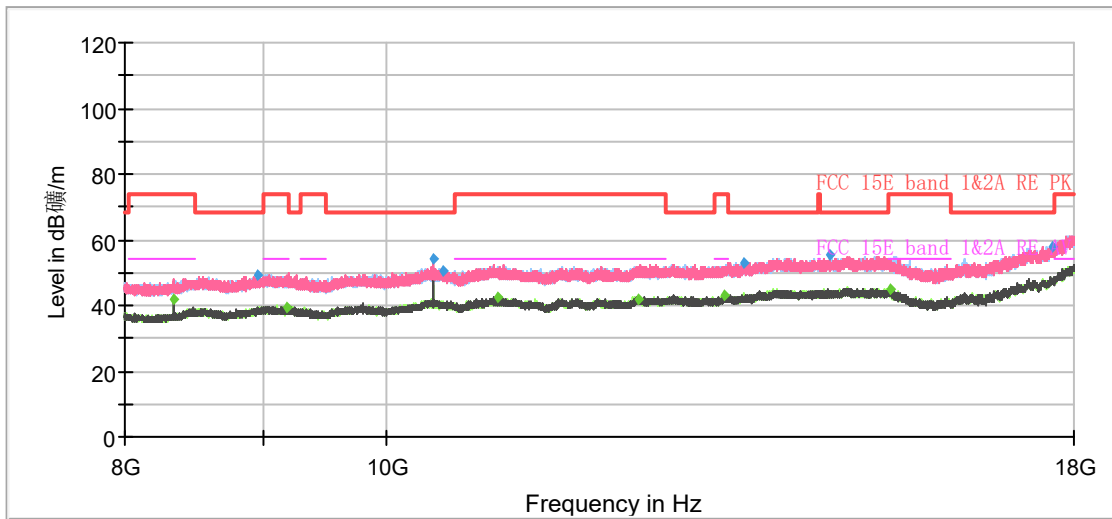
802.11ax (HE80) CH42



Note: The signal beyond the limit is carrier.
Radiates Emission from 1GHz to 8GHz

Frequency (MHz)	Peak (dBuV/m)	Average (dBuV/m)	Limit (dBuV/m)	Margin (dB)	Height (cm)	Polarization	Azimuth (deg)	Correct Factor (dB)
1112.23	---	32.75	54.00	21.25	200.0	H	96.00	5
1297.50	42.90	---	68.20	25.30	200.0	V	299.00	6
1621.37	---	33.95	54.00	20.05	100.0	V	8.00	8
1923.77	44.02	---	68.20	24.18	100.0	H	294.00	9
2239.23	---	35.28	54.00	18.72	200.0	H	69.00	10
2553.53	47.77	---	68.20	20.43	100.0	H	241.00	11
2816.27	---	38.70	54.00	15.30	200.0	V	220.00	11
3567.83	50.20	---	68.20	18.00	100.0	H	325.00	12
3955.63	---	40.75	54.00	13.25	200.0	H	322.00	13
4451.47	51.04	---	68.20	17.17	100.0	H	345.00	14
7744.03	---	48.93	54.00	5.07	100.0	H	187.00	22
7910.87	58.28	---	68.20	9.92	200.0	V	358.00	22

Remark: 1. Correction Factor = Antenna factor+ Insertion loss (cable loss + amplifier gain)



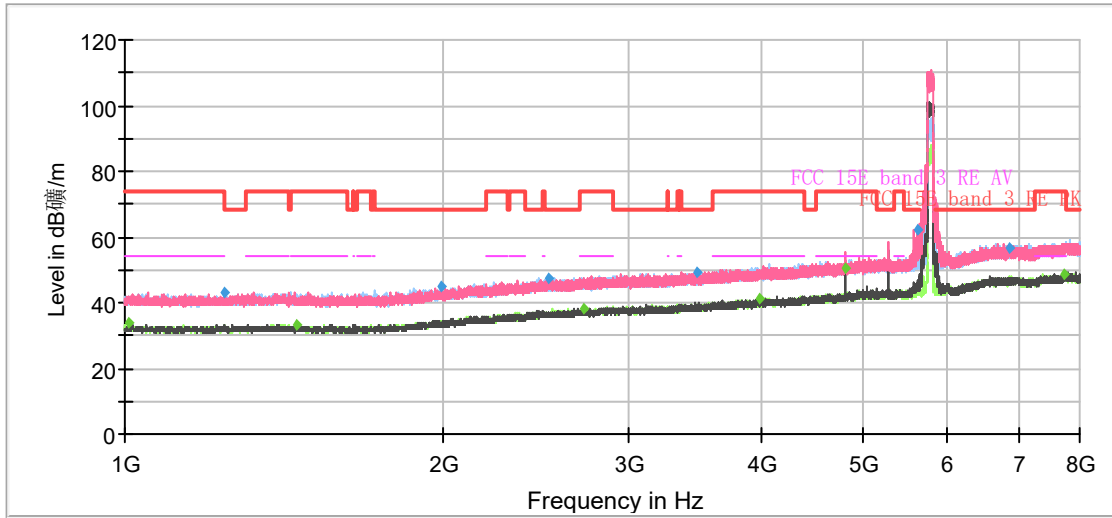
Radiates Emission from 8GHz to 18GHz

Frequency (MHz)	Peak (dBuV/m)	Average (dBuV/m)	Limit (dBuV/m)	Margin (dB)	Height (cm)	Polarization	Azimuth (deg)	Correct Factor (dB)
8336.00	---	42.05	54.00	11.95	100.0	V	9.00	-3
8967.33	49.10	---	68.20	19.10	100.0	V	259.00	-2
9192.67	---	39.51	54.00	14.49	200.0	V	357.00	-2
10420.00	53.95	---	68.20	14.25	100.0	V	158.00	-1
10495.33	50.37	---	68.20	17.83	100.0	H	114.00	0
11004.67	---	42.19	54.00	11.81	200.0	H	52.00	0
12415.33	---	41.89	54.00	12.11	200.0	H	38.00	2
13352.67	---	43.03	54.00	10.97	100.0	H	310.00	3
13572.00	53.08	---	68.20	15.12	200.0	V	0.00	3
14612.67	55.26	---	68.20	12.94	100.0	V	158.00	5
15386.33	---	45.03	54.00	8.97	100.0	H	143.00	4
17685.67	57.81	---	68.20	10.39	200.0	V	350.00	7

Remark: 1. Correction Factor = Antenna factor+ Insertion loss (cable loss + amplifier gain)



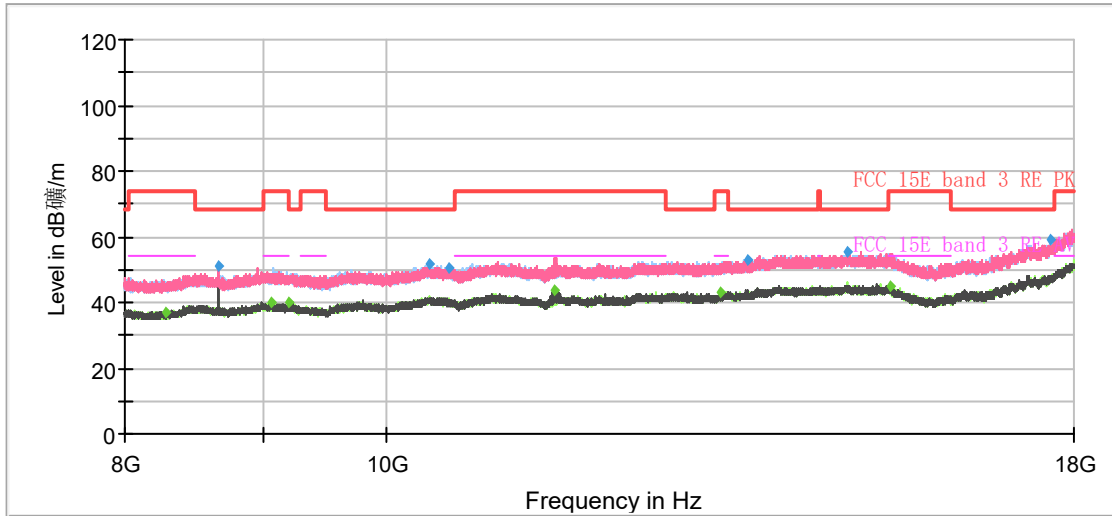
802.11ax (HE80) CH155



Note: The signal beyond the limit is carrier.
 Radiates Emission from 1GHz to 8GHz

Frequency (MHz)	Peak (dBuV/m)	Average (dBuV/m)	Limit (dBuV/m)	Margin (dB)	Height (cm)	Polarization	Azimuth (deg)	Correct Factor (dB)
1010.03	---	33.64	54.00	20.36	200.0	H	237.00	5
1244.07	42.82	---	68.20	25.38	100.0	V	74.00	6
1452.67	---	33.29	54.00	20.71	100.0	H	358.00	7
1991.20	44.85	---	68.20	23.35	100.0	V	236.00	9
2513.87	47.42	---	68.20	20.78	100.0	H	358.00	11
2719.90	---	38.18	54.00	15.82	100.0	H	291.00	11
3469.60	49.51	---	68.20	18.69	100.0	V	194.00	12
3986.67	---	40.94	54.00	13.06	100.0	H	225.00	13
4800.07	---	50.33	54.00	3.67	100.0	V	140.00	14
5630.27	62.32	---	68.20	5.88	200.0	V	237.00	16
6864.13	56.67	---	68.20	11.53	200.0	H	0.00	20
7724.20	---	48.88	54.00	5.12	200.0	H	195.00	22

Remark: 1. Correction Factor = Antenna factor+ Insertion loss (cable loss + amplifier gain)



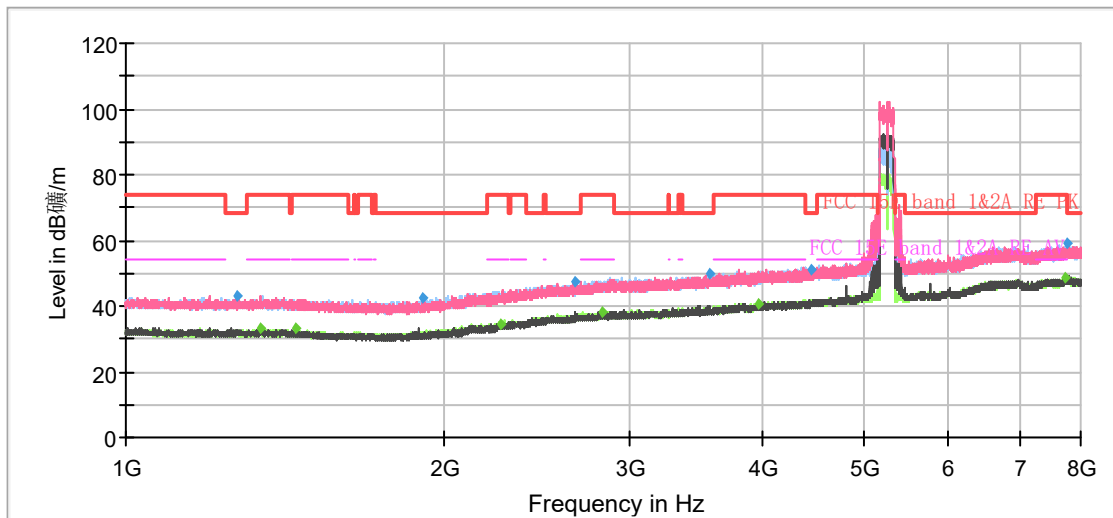
Radiates Emission from 8GHz to 18GHz

Frequency (MHz)	Peak (dBuV/m)	Average (dBuV/m)	Limit (dBuV/m)	Margin (dB)	Height (cm)	Polarization	Azimuth (deg)	Correct Factor (dB)
8291.33	---	36.73	54.00	17.27	200.0	V	333.00	-3
8662.67	51.11	---	68.20	17.09	100.0	V	9.00	-3
9066.67	---	39.83	54.00	14.17	100.0	V	0.00	-2
9197.00	---	39.80	54.00	14.20	100.0	V	117.00	-2
10377.67	51.94	---	68.20	16.26	100.0	H	357.00	-1
10551.33	50.69	---	68.20	17.51	200.0	V	308.00	0
11547.00	---	43.66	54.00	10.34	100.0	V	5.00	1
13317.33	---	43.13	54.00	10.87	200.0	V	84.00	3
13625.67	52.96	---	68.20	15.24	200.0	V	84.00	3
14821.00	55.14	---	68.20	13.06	100.0	H	343.00	5
15388.33	---	44.83	54.00	9.17	200.0	H	72.00	4
17654.00	58.92	---	68.20	9.28	200.0	H	246.00	7

Remark: 1. Correction Factor = Antenna factor+ Insertion loss (cable loss + amplifier gain)



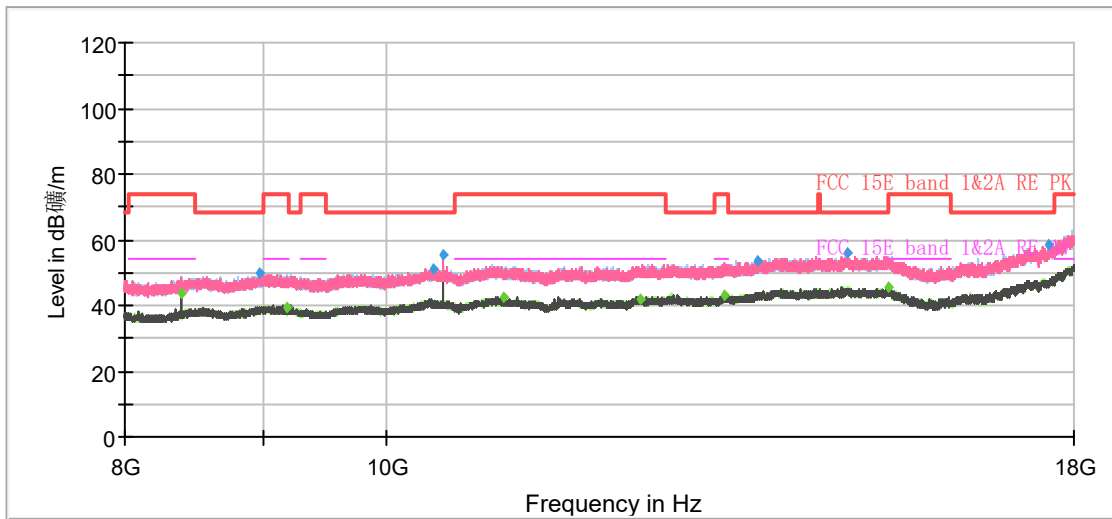
802.11ax (HE160) CH50



Note: The signal beyond the limit is carrier.
Radiates Emission from 1GHz to 8GHz

Frequency (MHz)	Peak (dBuV/m)	Average (dBuV/m)	Limit (dBuV/m)	Margin (dB)	Height (cm)	Polarization	Azimuth (deg)	Correct Factor (dB)
1276.50	43.04	---	68.20	25.16	100.0	H	355.00	6
1343.00	---	33.53	54.00	20.47	100.0	V	146.00	7
1445.43	---	32.96	54.00	21.04	200.0	H	9.00	7
1909.07	42.67	---	68.20	25.53	200.0	H	0.00	9
2265.83	---	34.73	54.00	19.27	200.0	H	34.00	11
2656.43	47.15	---	68.20	21.05	200.0	V	323.00	11
2828.17	---	38.24	54.00	15.76	100.0	V	80.00	11
3558.97	49.62	---	68.20	18.58	100.0	H	0.00	12
3965.20	---	40.78	54.00	13.22	200.0	H	9.00	13
4444.23	51.18	---	68.20	17.02	200.0	H	74.00	14
7743.33	---	48.45	54.00	5.55	100.0	V	132.00	22
7761.30	58.99	---	68.20	9.21	100.0	V	159.00	22

Remark: 1. Correction Factor = Antenna factor+ Insertion loss (cable loss + amplifier gain)



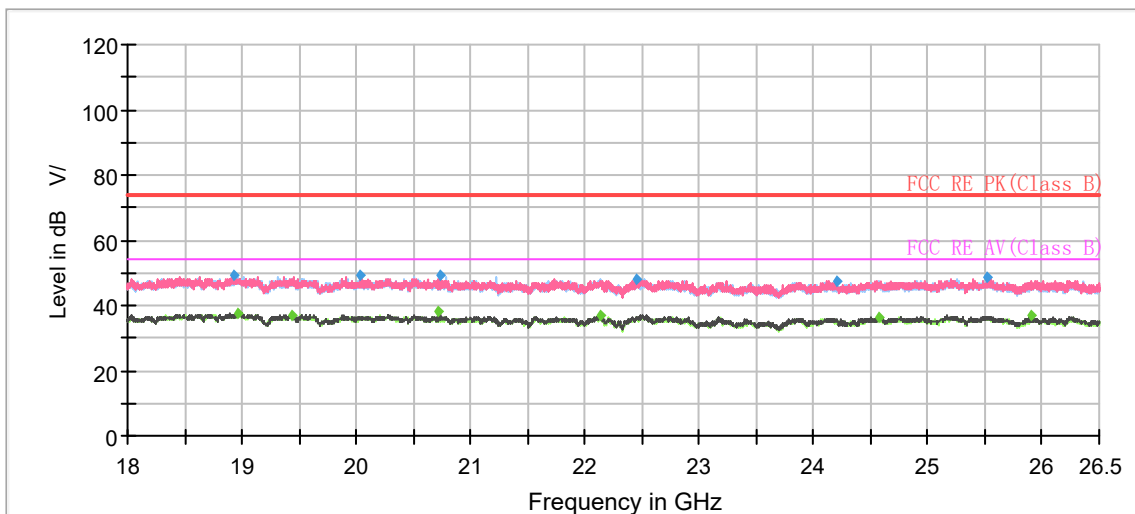
Radiates Emission from 8GHz to 18GHz

Frequency (MHz)	Peak (dBuV/m)	Average (dBuV/m)	Limit (dBuV/m)	Margin (dB)	Height (cm)	Polarization	Azimuth (deg)	Correct Factor (dB)
8399.67	---	43.59	54.00	10.41	100.0	V	12.00	-3
8982.67	49.59	---	68.20	18.61	100.0	V	86.00	-2
9192.00	---	39.42	54.00	14.58	200.0	V	344.00	-2
10413.33	51.00	---	68.20	17.20	100.0	H	55.00	-1
10499.67	55.18	---	68.20	13.02	100.0	V	314.00	0
11053.33	---	42.26	54.00	11.74	100.0	V	72.00	1
12436.00	---	41.80	54.00	12.20	200.0	H	2.00	2
13342.67	---	43.04	54.00	10.96	200.0	V	268.00	3
13730.33	53.39	---	68.20	14.81	200.0	V	170.00	4
14837.67	56.17	---	68.20	12.03	100.0	V	4.00	5
15370.67	---	45.37	54.00	8.63	200.0	V	282.00	4
17606.00	58.30	---	68.20	9.90	200.0	H	128.00	7

Remark: 1. Correction Factor = Antenna factor+ Insertion loss (cable loss + amplifier gain)



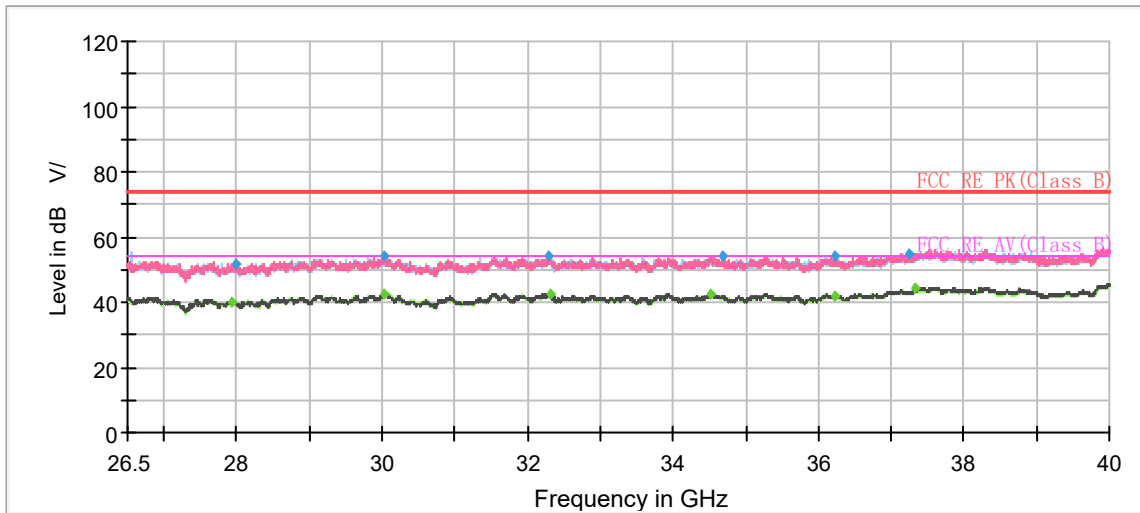
During the test, the Radiates Emission from 18GHz to 40GHz was performed in all modes with all channels, 802.11n (HT40) CH46 is selected as the worst condition. The test data of the worst-case condition was recorded in this report.



Radiates Emission from 18GHz to 26.5GHz

Frequency (MHz)	Peak (dBuV/m)	Average (dBuV/m)	Limit (dBuV/m)	Margin (dB)	Height (cm)	Polarization	Azimuth (deg)	Correct Factor (dB)
18925.44	49.10	---	74.00	24.91	100.0	H	203.00	-1
18972.19	---	37.41	54.00	16.59	100.0	V	241.00	-1
19435.44	---	36.92	54.00	17.08	200.0	H	147.00	-1
20038.94	48.94	---	74.00	25.06	100.0	V	347.00	-1
20721.06	---	38.28	54.00	15.72	200.0	V	217.00	0
20726.38	49.45	---	74.00	24.55	200.0	V	217.00	0
22143.75	---	37.03	54.00	16.97	200.0	V	48.00	1
22456.13	48.04	---	74.00	25.96	100.0	V	296.00	2
24209.25	47.62	---	74.00	26.38	200.0	H	300.00	2
24574.75	---	36.24	54.00	17.76	200.0	H	0.00	3
25526.75	48.47	---	74.00	25.53	100.0	V	107.00	3
25897.56	---	36.98	54.00	17.02	200.0	V	290.00	3

Remark: 1. Correction Factor = Antenna factor+ Insertion loss (cable loss + amplifier gain)



Radiates Emission from 26.5GHz to 40GHz

Frequency (MHz)	Peak (dBuV/m)	Average (dBuV/m)	Limit (dBuV/m)	Margin (dB)	Height (cm)	Polarization	Azimuth (deg)	Correct Factor (dB)
27932.69	---	40.03	54.00	13.97	100.0	H	272.00	6
27991.75	51.67	---	74.00	22.33	100.0	V	3.00	6
30020.13	53.98	---	74.00	20.02	100.0	H	119.00	7
30023.50	---	42.29	54.00	11.71	100.0	H	289.00	7
32283.06	54.14	---	74.00	19.86	200.0	V	308.00	8
32303.31	---	42.76	54.00	11.24	100.0	V	300.00	8
34515.63	---	42.75	54.00	11.25	100.0	H	261.00	8
34679.31	54.18	---	74.00	19.82	200.0	H	97.00	8
36228.44	54.03	---	74.00	19.97	200.0	H	305.00	8
36238.56	---	42.15	54.00	11.85	100.0	V	69.00	8
37237.56	55.03	---	74.00	18.97	200.0	V	0.00	10
37340.50	---	44.09	54.00	9.91	100.0	V	64.00	11

Remark: 1. Correction Factor = Antenna factor+ Insertion loss (cable loss + amplifier gain)

5.6. Conducted Emission

Ambient condition

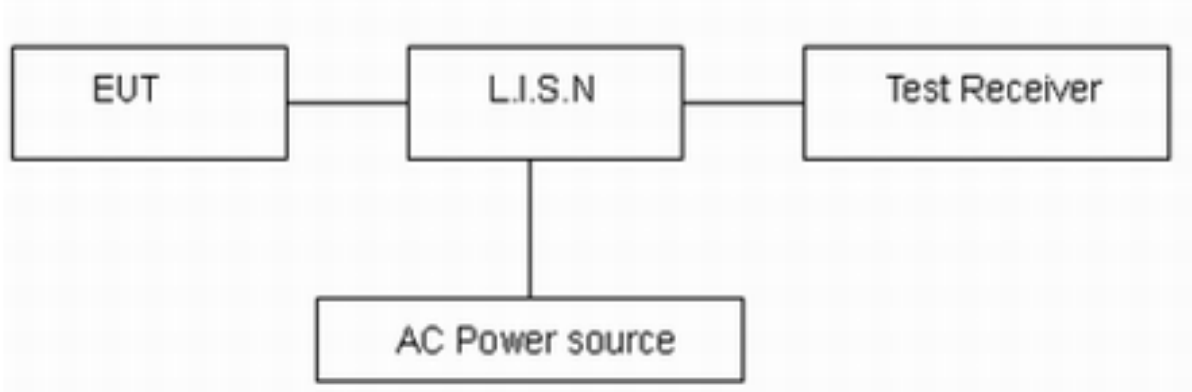
Temperature	Relative humidity	Pressure
23°C ~25°C	45%~50%	101.5kPa

Methods of Measurement

The EUT IS placed on a non-metallic table of 80cm height above the horizontal metal reference ground plane. During the test, the EUT was operating in its typical mode. The test method is according to ANSI C63.10. Connect the AC power line of the EUT to the LISN Use EMI receiver to detect the average and Quasi-peak value. RBW is set to 9kHz, VBW is set to 30kHz The measurement result should include both L line and N line.

The test is in transmitting mode.

Test Setup



Note: AC Power source is used to change the voltage 110V/60Hz.

Limits

Frequency (MHz)	Conducted Limits(dBμV)	
	Quasi-peak	Average
0.15 - 0.5	66 to 56 *	56 to 46 *
0.5 - 5	56	46
5 - 30	60	50

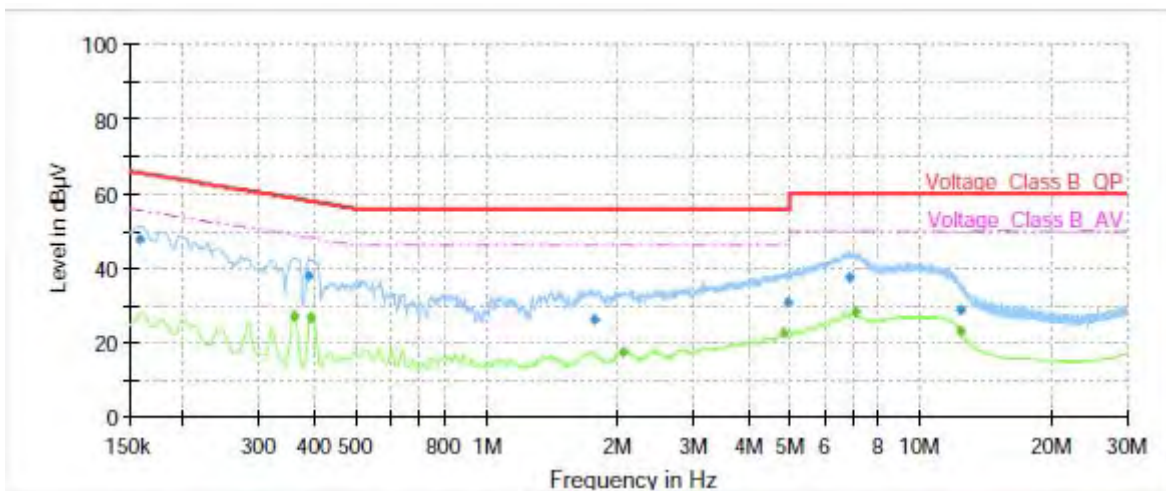
*: Decreases with the logarithm of the frequency.

Measurement Uncertainty

The assessed measurement uncertainty to ensure 95% confidence level for the normal distribution is with the coverage factor $k = 1.96$, $U = 2.69$ dB.

Test Results:

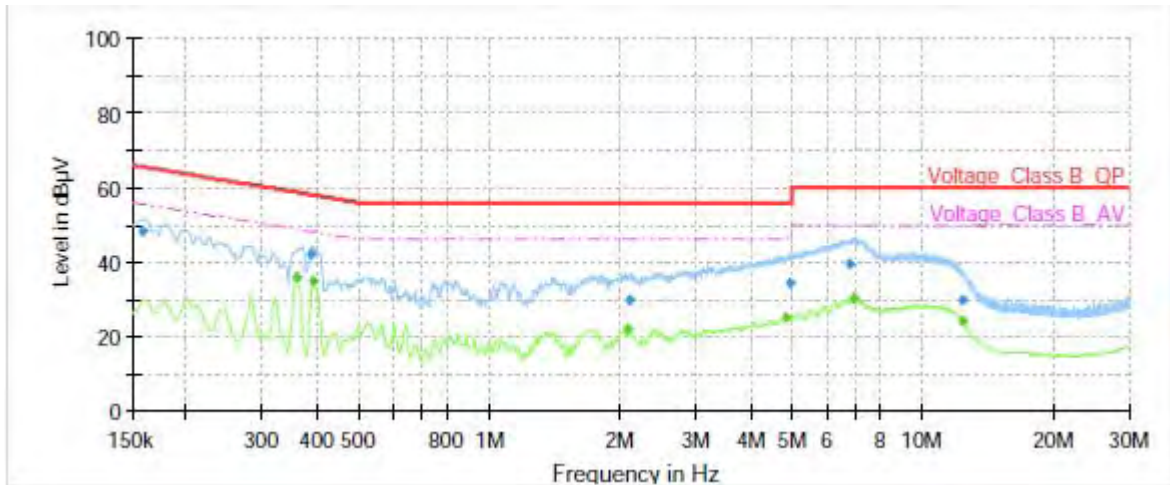
Following plots, Blue trace uses the peak detection and Green trace uses the average detection. During the test, the Conducted Emission was performed in all modes with all channels, 802.11n (HT40) CH46 are selected as the worst condition. The test data of the worst-case condition was recorded in this report.



Frequency (MHz)	QuasiPeak (dBµV)	Average (dBµV)	Limit (dBµV)	Margin (dB)	Meas. Time (ms)	Bandwidth (kHz)	Line	Filter	Corr. (dB)
0.16	47.64	---	65.52	17.88	1000.00	9.000	L1	ON	21
0.36	---	27.16	48.75	21.59	1000.00	9.000	L1	ON	21
0.39	37.93	---	58.10	20.17	1000.00	9.000	L1	ON	20
0.39	---	26.82	48.00	21.18	1000.00	9.000	L1	ON	20
1.77	26.19	---	56.00	29.81	1000.00	9.000	L1	ON	20
2.05	---	17.57	46.00	28.43	1000.00	9.000	L1	ON	20
4.83	---	22.41	46.00	23.59	1000.00	9.000	L1	ON	19
4.97	30.63	---	56.00	25.37	1000.00	9.000	L1	ON	19
6.90	37.54	---	60.00	22.46	1000.00	9.000	L1	ON	20
7.07	---	28.08	50.00	21.92	1000.00	9.000	L1	ON	20
12.41	---	23.11	50.00	26.89	1000.00	9.000	L1	ON	20
12.41	28.58	---	60.00	31.42	1000.00	9.000	L1	ON	20

Remark: Correct factor=cable loss + LISN factor

L line Conducted Emission from 150 KHz to 30 MHz



Frequency (MHz)	QuasiPeak (dBµV)	Average (dBµV)	Limit (dBµV)	Margin (dB)	Meas. Time (ms)	Bandwidth (kHz)	Line	Filter	Corr. (dB)
0.16	47.97	---	65.52	17.55	1000.00	9.000	N	ON	21
0.36	---	36.01	48.75	12.74	1000.00	9.000	N	ON	21
0.39	41.99	---	58.10	16.09	1000.00	9.000	N	ON	21
0.39	---	34.91	48.00	13.09	1000.00	9.000	N	ON	21
2.09	---	21.99	46.00	24.01	1000.00	9.000	N	ON	20
2.10	29.74	---	56.00	26.26	1000.00	9.000	N	ON	20
4.84	---	25.09	46.00	20.91	1000.00	9.000	N	ON	19
4.97	34.41	---	56.00	21.59	1000.00	9.000	N	ON	19
6.76	39.34	---	60.00	20.66	1000.00	9.000	N	ON	20
6.97	---	30.07	50.00	19.93	1000.00	9.000	N	ON	20
12.41	---	23.97	50.00	26.03	1000.00	9.000	N	ON	20
12.44	29.71	---	60.00	30.29	1000.00	9.000	N	ON	20

Remark: Correct factor=cable loss + LISN factor

N line Conducted Emission from 150 KHz to 30 MHz



6. Main Test Instruments

Name	Manufacturer	Type	Serial Number	Calibration Date	Expiration Date
Power Sensor	R&S	NRP18S	101954	2021-05-15	2022-05-14
Spectrum Analyzer	KEYSIGHT	N9020A	MY54420163	2021-12-12	2022-12-11
Climate Chamber	ESPEC	SU-242	93000506	2021-12-12	2022-12-11
Radiated Emission					
EMI Test Receiver	R&S	ESCI7	100936	2021-12-12	2022-12-11
Signal Analyzer	R&S	FSV40	100815	2021-05-15	2022-05-14
Signal Analyzer	R&S	FSV30	103591	2021-05-15	2022-05-14
TRILOG Broadband Antenna	SCHWARZBECK	9163	391	2020-05-05	2023-05-04
Horn Antenna	Schwarzbeck	BBHA 9120D	430	2019-12-16	2022-12-15
Horn Antenna	ETS-Lindgren	3160-09	00102643	2020-08-11	2023-08-10
Horn Antenna	STEATITE	QSH-SL-26-40-K-15	16779	2018-06-20	2023-06-19
Software	R&S	EMC32	9.26.01	/	/
Conducted Emission					
Artificial main network	R&S	ENV216	102191	2020-12-13	2022-12-12
EMI Test Receiver	R&S	ESR	101667	2021-05-15	2022-05-14
Software	R&S	EMC32	10.35.10	/	/

*****END OF REPORT *****



ANNEX A: The EUT Appearance

The EUT Appearance are submitted separately.



ANNEX B: Test Setup Photos

The Test Setup Photos are submitted separately.