MEASUREMENT 1

Type: Phone measurement (Complete)
Area scan resolution: dx=8mm,dy=8mm
Zoom scan resolution: dx=8mm, dy=8mm, dz=5mm
Date of measurement: 2015.6.3
Measurement duration: 9 minutes 13 second

A. Experimental conditions.

Phantom File	sam_direct_droit2_surf8mm.txt
Phantom	Right head
Device Position	Cheek
Band	GSM850
Channels	Low
Signal	GSM

B. SAR Measurement Results

Low Band SAR (Channel 128):

Frequency (MHz)	824.200000
Relative permittivity (real part)	41.362849
Conductivity (S/m)	0.913725
Power drift (%)	1.270000
Ambient Temperature:	22.9°C
Liquid Temperature:	22.1°C
ConvF:	6.73
Crest factor:	1:8

SURFACE SAR	VOLUME SAR
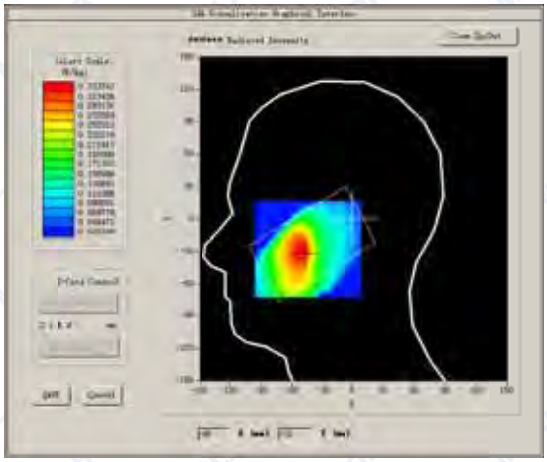	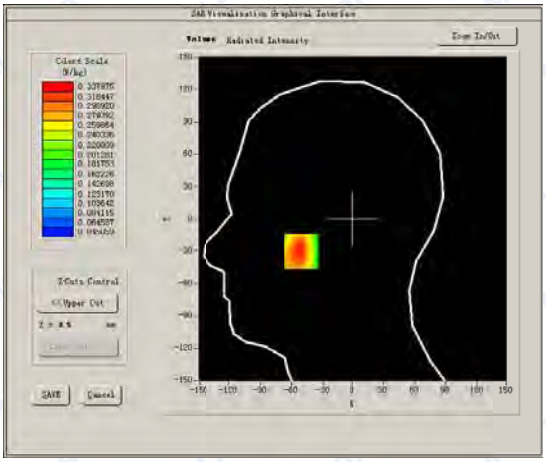

Maximum location: X=-51.00, Y=-30.00
SAR Peak: 0.47 W/kg

SAR 10g (W/Kg)	**0.227847**
SAR 1g (W/Kg)	**0.328783**

Z axis scan

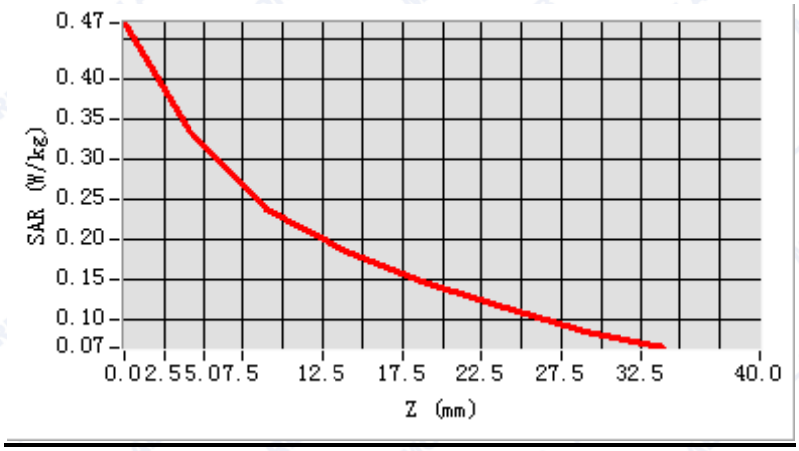

3D screen shot	Hot spot position
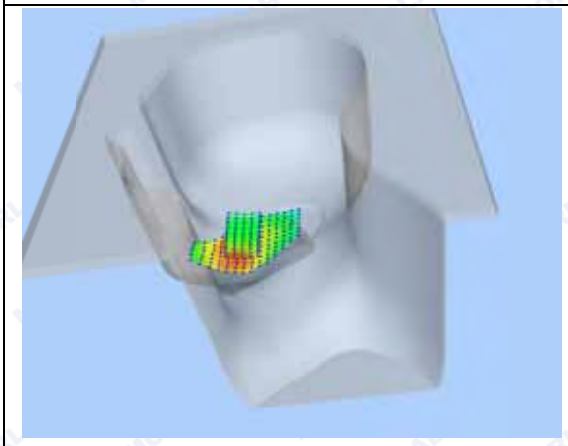	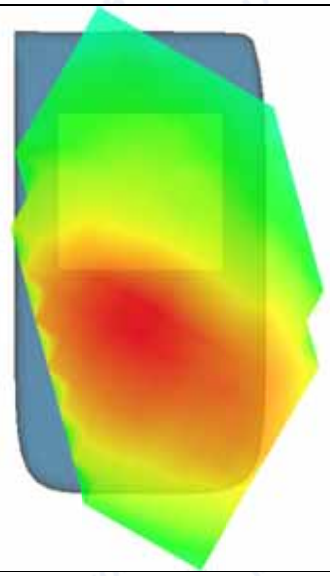

MEASUREMENT 2

Type: Phone measurement (Complete)
Area scan resolution: dx=8mm,dy=8mm
Zoom scan resolution: dx=8mm, dy=8mm, dz=5mm
Date of measurement: 2015.6.3
Measurement duration: 8 minutes 28 seconds

A. Experimental conditions.

Phantom File	sam_direct_droit2_surf8mm.txt
Phantom	Right head
Device Position	Tilt
Band	GSM850
Channels	Low
Signal	GSM

B. SAR Measurement Results

Low Band SAR (Channel 128):

Frequency (MHz)	824.200000
Relative permittivity (real part)	41.362849
Conductivity (S/m)	0.913725
Power drift(%)	3.100000
Ambient Temperature:	22.9°C
Liquid Temperature:	22.1°C
ConvF:	6.73
Crest factor:	1:8

SURFACE SAR	VOLUME SAR
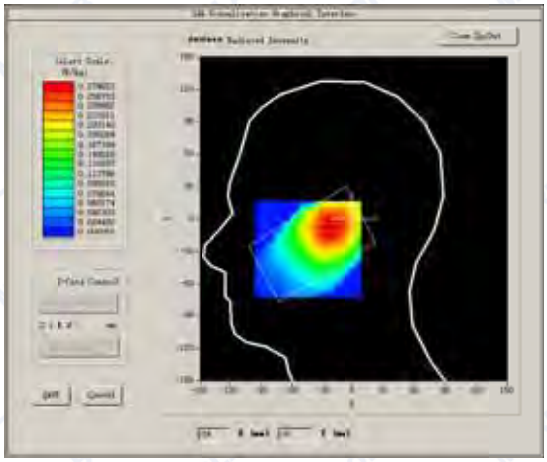	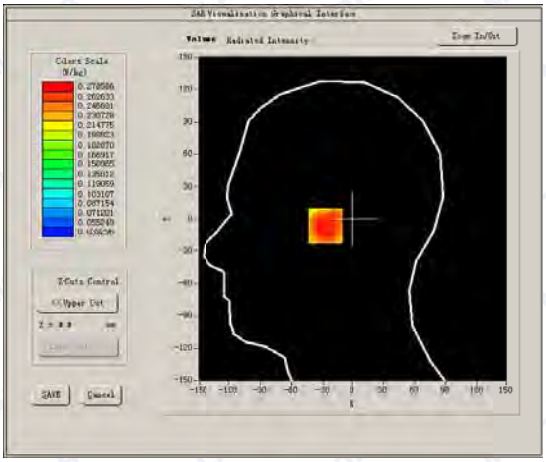

Maximum location: X=-23.00, Y=-6.00
SAR Peak: 0.38 W/kg

SAR 10g (W/Kg)	**0.204762**
SAR 1g (W/Kg)	**0.277571**

Z axis scan

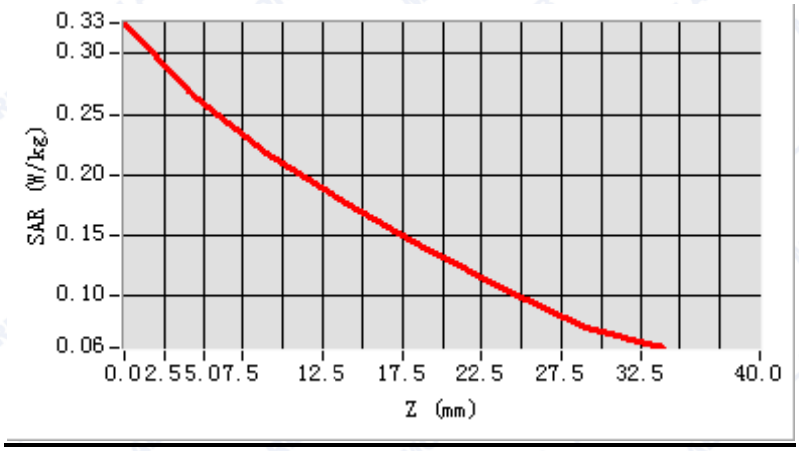

3D screen shot	Hot spot position
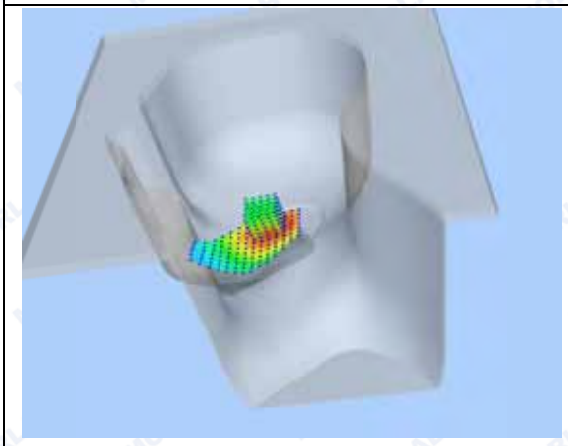	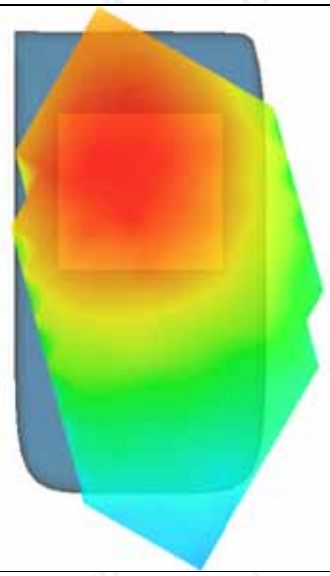

MEASUREMENT 3

Type: Phone measurement (Complete)
Area scan resolution: dx=8mm,dy=8mm
Zoom scan resolution: dx=8mm, dy=8mm, dz=5mm
Date of measurement: 2015.6.3
Measurement duration: 8 minutes 39 seconds

A. Experimental conditions.

Phantom File	sam_direct_droit2_surf8mm.txt
Phantom	Left head
Device Position	Cheek
Band	GSM850
Channels	Low
Signal	GSM

B. SAR Measurement Results

Low Band SAR (Channel 128):

Frequency (MHz)	824.200000
Relative permittivity (real part)	41.362849
Conductivity (S/m)	0.913725
Power drift (%)	2.550000
Ambient Temperature:	22.9°C
Liquid Temperature:	22.1°C
ConvF:	6.73
Crest factor:	1:8

SURFACE SAR	VOLUME SAR
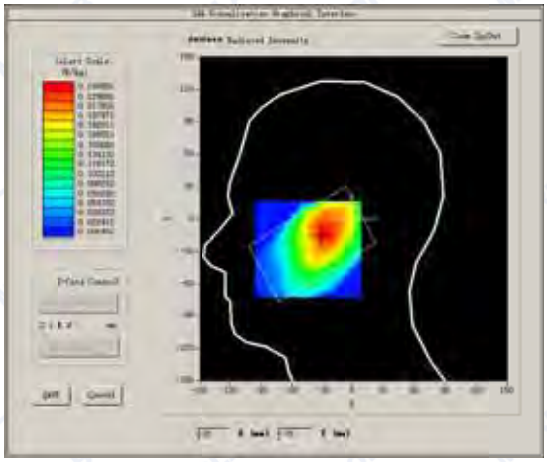	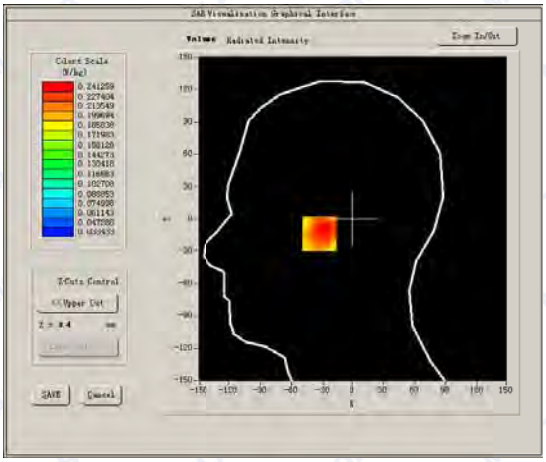

Maximum location: X=-29.00, Y=-14.00
SAR Peak: 0.30 W/kg

SAR 10g (W/Kg)	**0.177078**
SAR 1g (W/Kg)	**0.236141**

Z axis scan

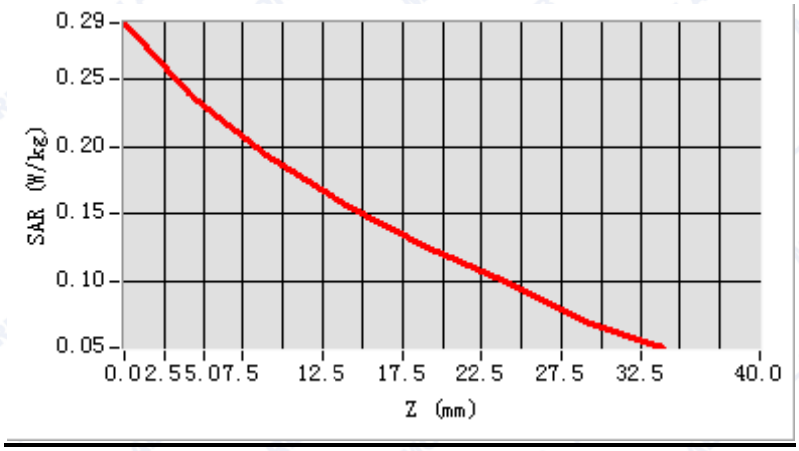

3D screen shot	Hot spot position
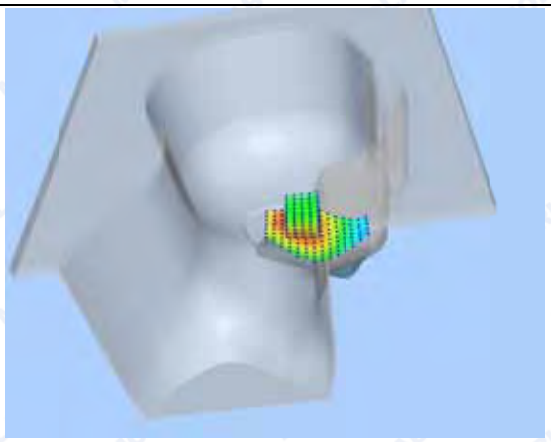	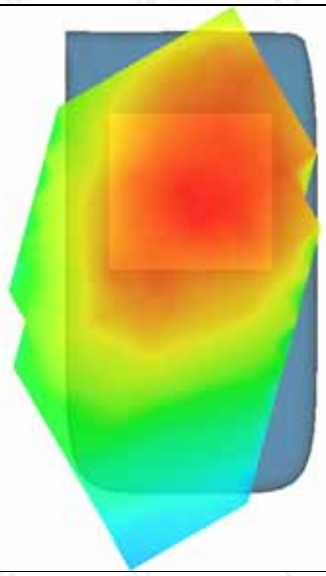

MEASUREMENT 4

Type: Phone measurement (Complete)
Area scan resolution: dx=8mm,dy=8mm
Zoom scan resolution: dx=8mm, dy=8mm, dz=5mm
Date of measurement: 2015.6.3
Measurement duration: 8 minutes 23 seconds

A. Experimental conditions.

Phantom File	sam_direct_droit2_surf8mm.txt
Phantom	Left head
Device Position	Tilt
Band	GSM850
Channels	Low
Signal	GSM

B. SAR Measurement Results

Low Band SAR (Channel 128):

Frequency (MHz)	824.200000
Relative permittivity (real part)	41.362849
Conductivity (S/m)	0.913725
Power drift(%)	-2.170000
Ambient Temperature:	22.9°C
Liquid Temperature:	22.1°C
ConvF:	6.73
Crest factor:	1:8

SURFACE SAR	VOLUME SAR
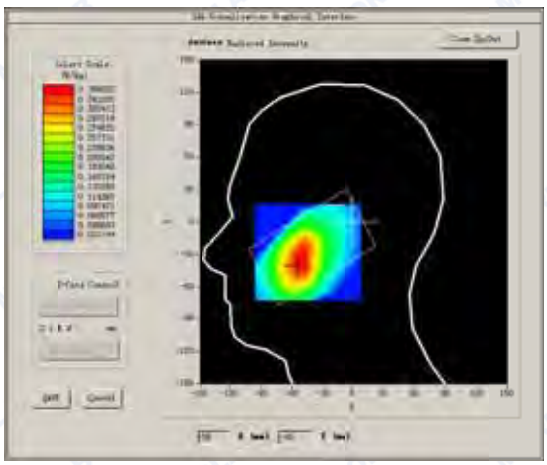	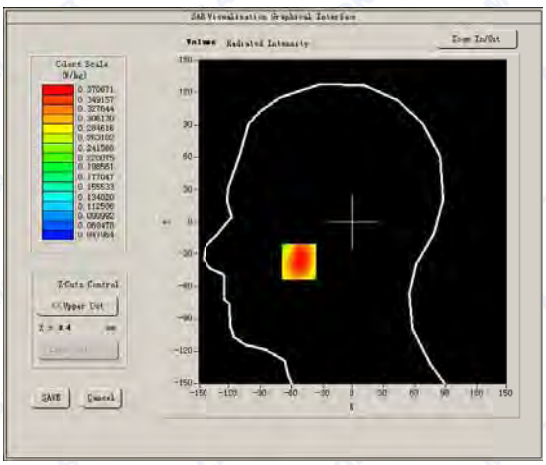

Maximum location: X=-53.00, Y=-37.00
SAR Peak: 0.51 W/kg

SAR 10g (W/Kg)	**0.263887**
SAR 1g (W/Kg)	**0.366010**

Z axis scan

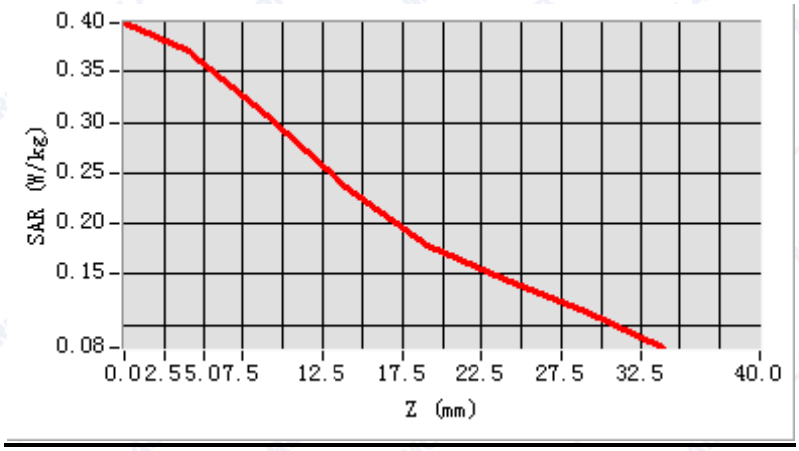

3D screen shot	Hot spot position
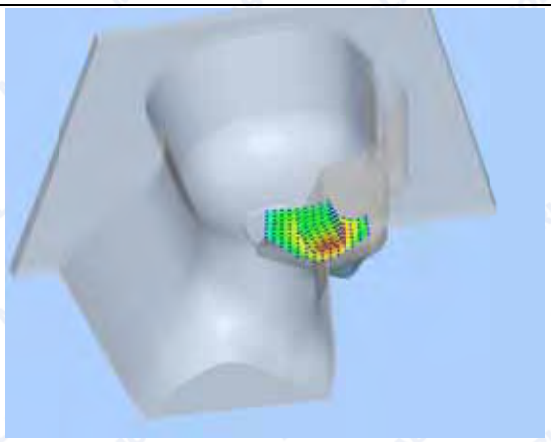	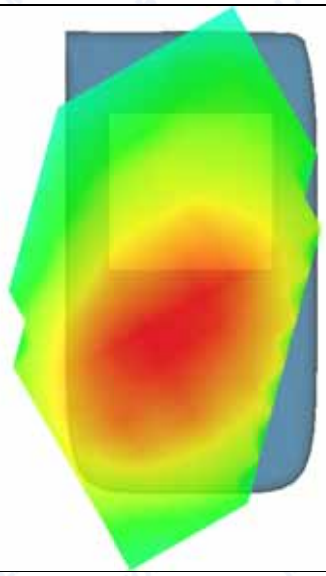

MEASUREMENT 5

Type: Phone measurement (Complete)
Area scan resolution: dx=8mm,dy=8mm
Zoom scan resolution: dx=8mm, dy=8mm, dz=5mm
Date of measurement: 2015.6.3
Measurement duration: 9 minutes 37 seconds

A. Experimental conditions.

Phantom File	surf_sam_plan.txt
Phantom	Flat Plane
Device Position	Body
Band	GSM850
Channels	Low
Signal	GSM

B. SAR Measurement Results

Low Band SAR (Channel 128):

Frequency (MHz)	824.200000
Relative permittivity (real part)	55.691823
Conductivity (S/m)	0.973824
Power drift (%)	1.340000
Ambient Temperature:	22.9°C
Liquid Temperature:	22.1°C
ConvF:	6.99
Crest factor:	1:8

SURFACE SAR	VOLUME SAR
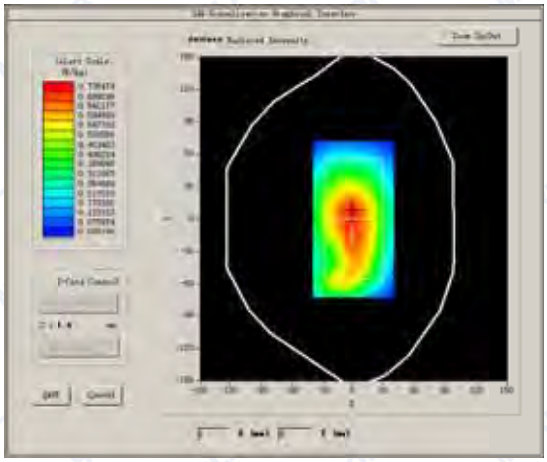	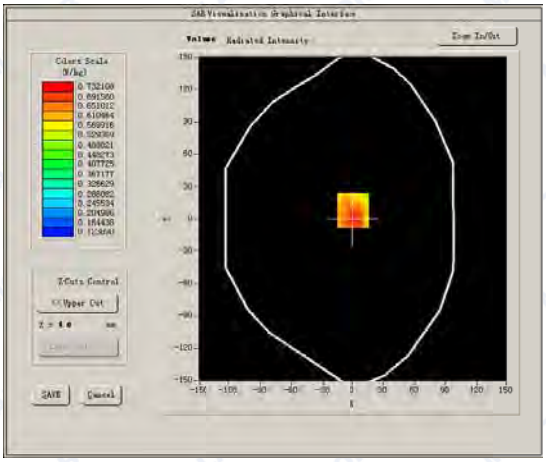

Maximum location: X=0.00, Y=8.00
SAR Peak: 0.96 W/kg

SAR 10g (W/Kg)	**0.559215**
SAR 1g (W/Kg)	**0.754482**

Z axis scan

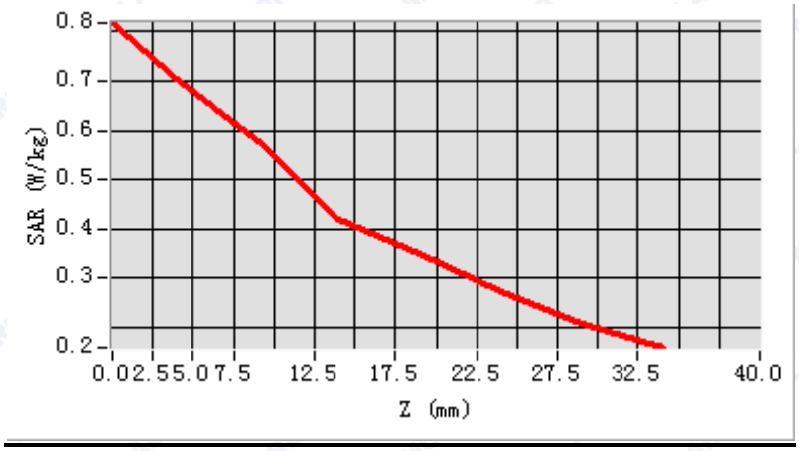

3D screen shot	Hot spot position
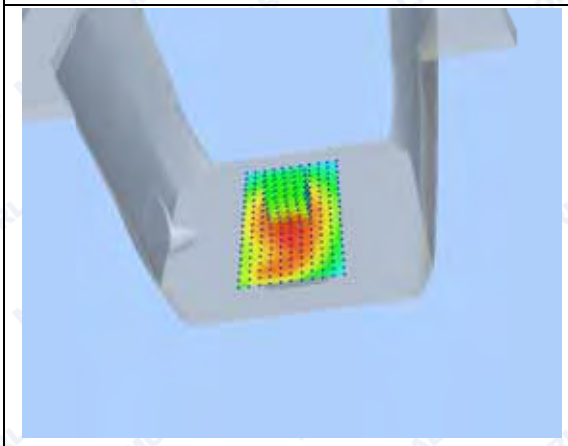	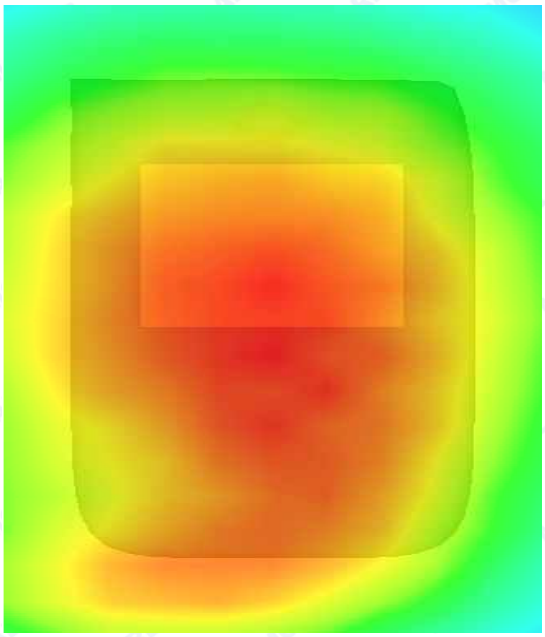

MEASUREMENT 6

Type: Phone measurement (Complete)
Area scan resolution: dx=8mm,dy=8mm
Zoom scan resolution: dx=8mm, dy=8mm, dz=5mm
Date of measurement: 2015.6.3
Measurement duration: 9 minutes 33 seconds

A. Experimental conditions.

Phantom File	surf_sam_plan.txt
Phantom	Flat Plane
Device Position	Body
Band	GSM850
Channels	Low
Signal	GSM

B. SAR Measurement Results

Low Band SAR (Channel 128):

Frequency (MHz)	824.200000
Relative permittivity (real part)	55.691823
Conductivity (S/m)	0.973824
Power drift(%)	-3.790000
Ambient Temperature:	22.9°C
Liquid Temperature:	22.1°C
ConvF:	6.99
Crest factor:	1:8

SURFACE SAR	VOLUME SAR
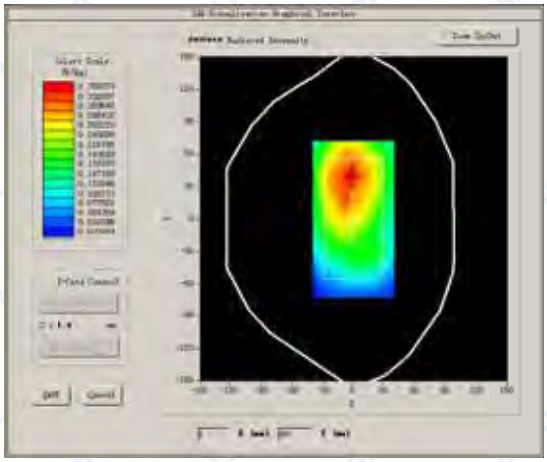	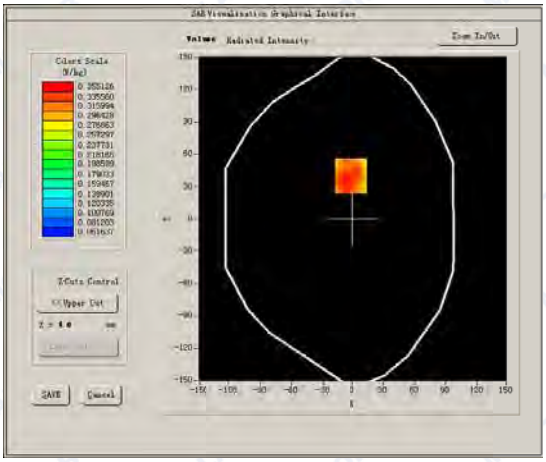

Maximum location: X=-2.00, Y=40.00
SAR Peak: 0.51 W/kg

SAR 10g (W/Kg)	**0.278131**
SAR 1g (W/Kg)	**0.369305**

Z axis scan

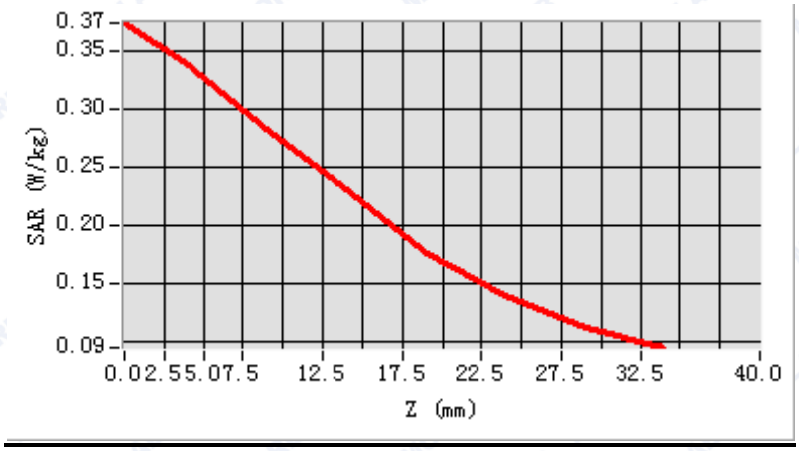

3D screen shot	Hot spot position
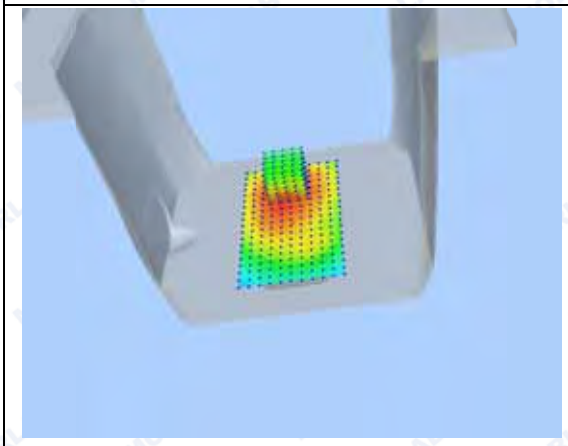	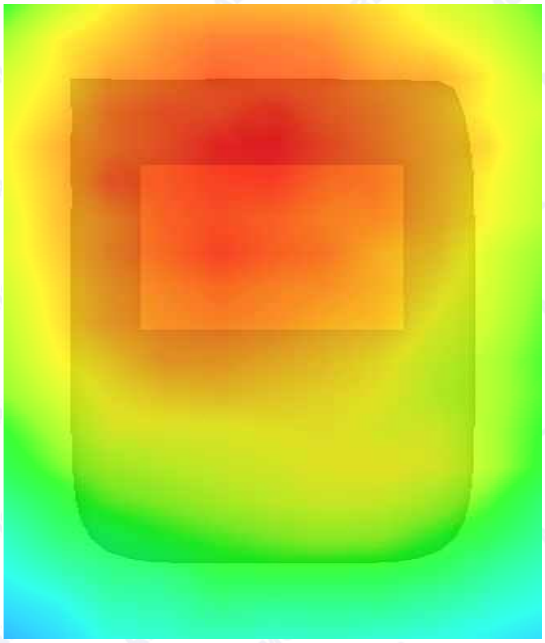

MEASUREMENT 7

Type: Phone measurement (Complete)
Area scan resolution: dx=8mm,dy=8mm
Zoom scan resolution: dx=8mm, dy=8mm, dz=5mm
Date of measurement: 2015.6.3
Measurement duration: 9 minutes 33 seconds

A. Experimental conditions.

Phantom File	surf_sam_plan.txt
Phantom	Flat Plane
Device Position	Body
Band	GSM850
Channels	Low
Signal	GSM

B. SAR Measurement Results

Low Band SAR (Channel 128):

Frequency (MHz)	824.200000
Relative permittivity (real part)	55.691823
Conductivity (S/m)	0.973824
Power drift(%)	-3.790000
Ambient Temperature:	22.9°C
Liquid Temperature:	22.1°C
ConvF:	6.99
Crest factor:	1:8

SURFACE SAR	VOLUME SAR
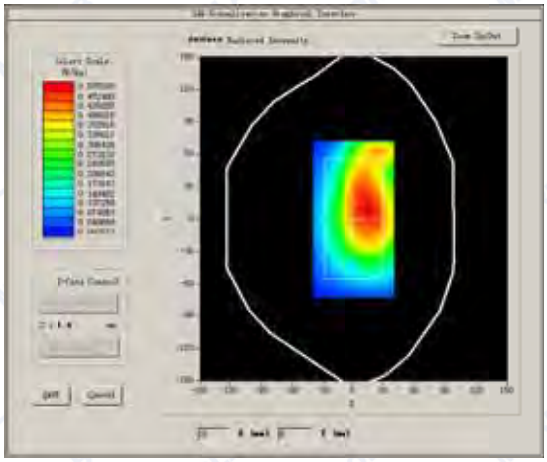	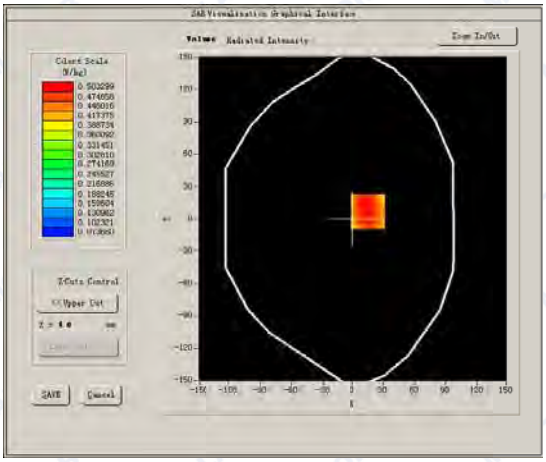

Maximum location: X=15.00, Y=7.00
SAR Peak: 1.19 W/kg

SAR 10g (W/Kg)	**0.366704**
SAR 1g (W/Kg)	**0.574342**

Z axis scan

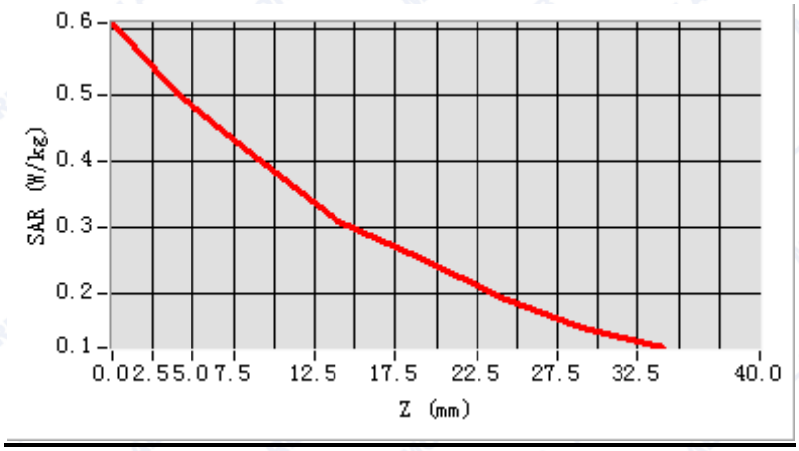

3D screen shot	Hot spot position
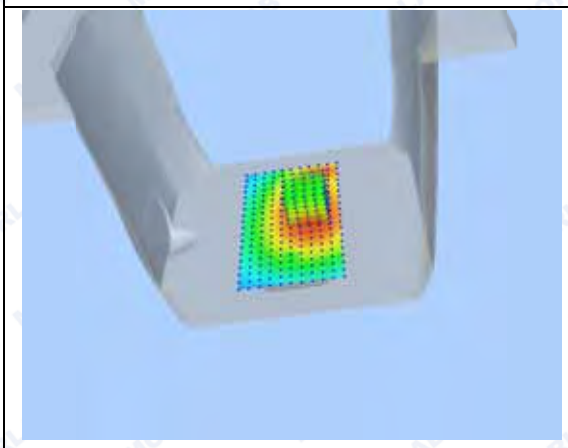	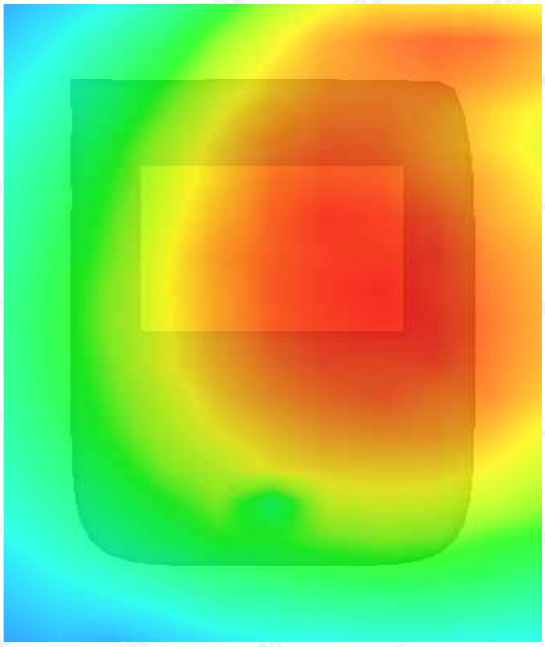

MEASUREMENT 8

Type: Phone measurement (Complete)
Area scan resolution: dx=8mm,dy=8mm
Zoom scan resolution: dx=8mm, dy=8mm, dz=5mm
Date of measurement: 2015.6.3
Measurement duration: 9 minutes 34 seconds

A. Experimental conditions.

Phantom File	surf_sam_plan.txt
Phantom	Flat Plane
Device Position	Body
Band	GSM850
Channels	Low
Signal	GSM

B. SAR Measurement Results

Low Band SAR (Channel 128):

Frequency (MHz)	824.200000
Relative permittivity (real part)	55.691823
Conductivity (S/m)	0.973824
Power drift(%)	-3.790000
Ambient Temperature:	22.9°C
Liquid Temperature:	22.1°C
ConvF:	6.99
Crest factor:	1:8

SURFACE SAR	VOLUME SAR
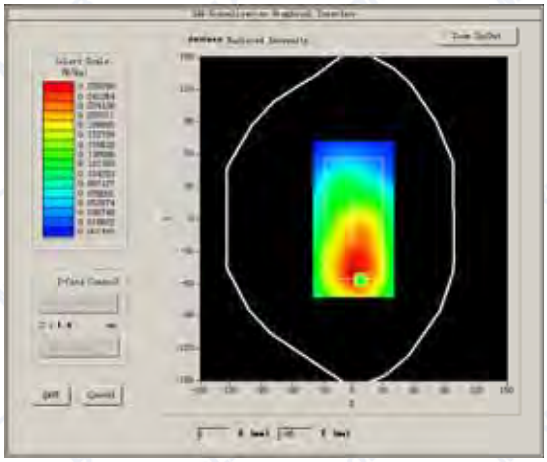	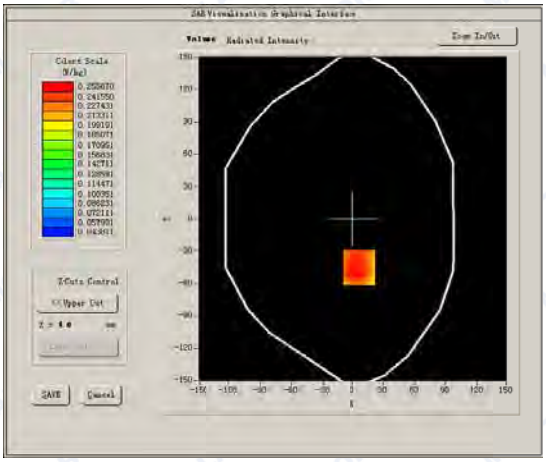

Maximum location: X=6.00, Y=-45.00
SAR Peak: 0.37 W/kg

SAR 10g (W/Kg)	**0.185105**
SAR 1g (W/Kg)	**0.254825**

Z axis scan

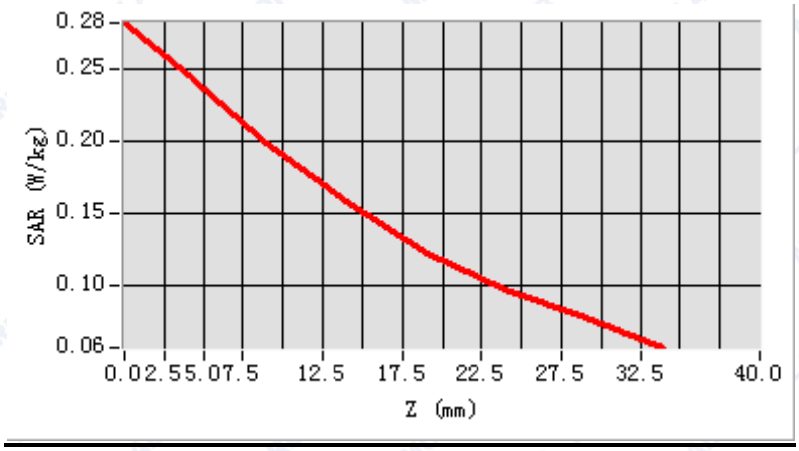

3D screen shot	Hot spot position
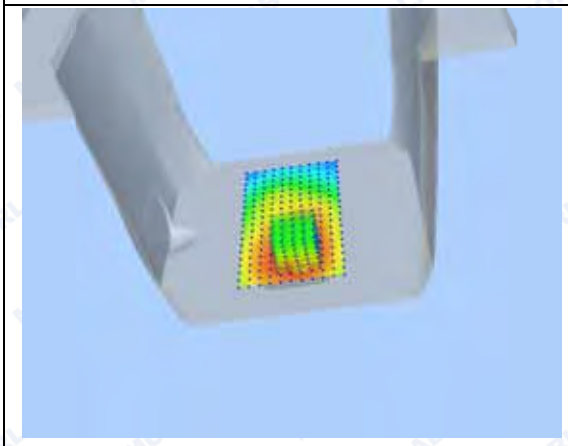	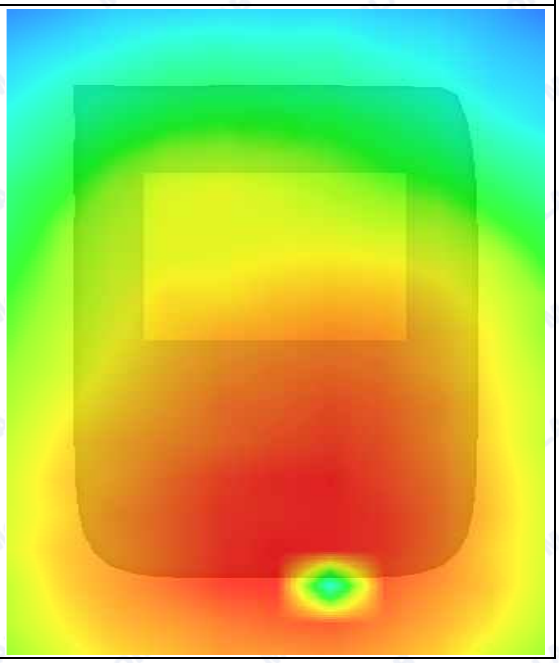

MEASUREMENT 9

Type: Phone measurement (Complete)
Area scan resolution: dx=8mm,dy=8mm
Zoom scan resolution: dx=8mm, dy=8mm, dz=5mm
Date of measurement: 2015.6.3
Measurement duration: 9 minutes 36 seconds

A. Experimental conditions.

Phantom File	surf_sam_plan.txt
Phantom	Flat Plane
Device Position	Body
Band	GSM850
Channels	Low
Signal	GPRS

B. SAR Measurement Results

Low Band SAR (Channel 128):

Frequency (MHz)	824.200000
Relative permittivity (real part)	55.691823
Conductivity (S/m)	0.973824
Power drift(%)	0.250000
Ambient Temperature:	22.9°C
Liquid Temperature:	22.1°C
ConvF:	6.99
Crest factor:	1:2

SURFACE SAR	VOLUME SAR
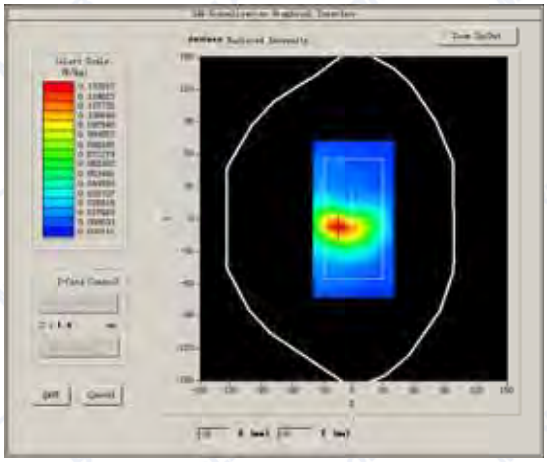	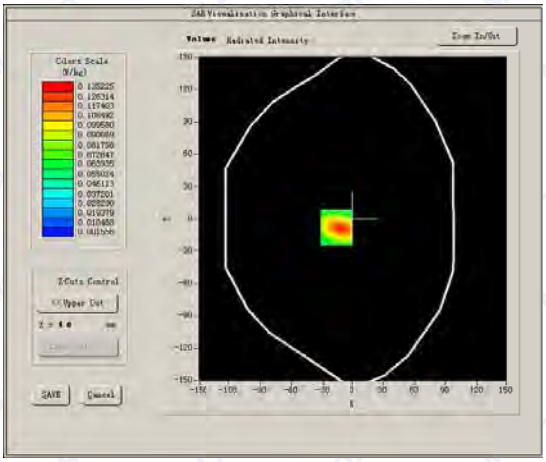

Maximum location: X=-16.00, Y=-8.00
SAR Peak: 0.22 W/kg

SAR 10g (W/Kg)	**0.067931**
SAR 1g (W/Kg)	**0.128078**

Z axis scan

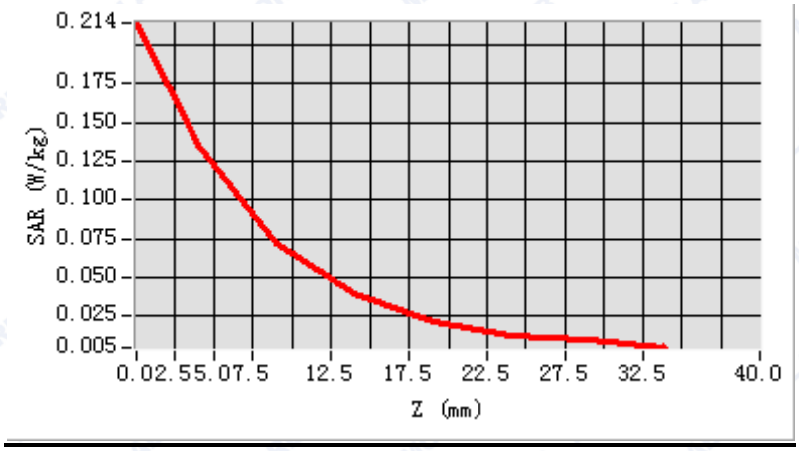

3D screen shot	Hot spot position
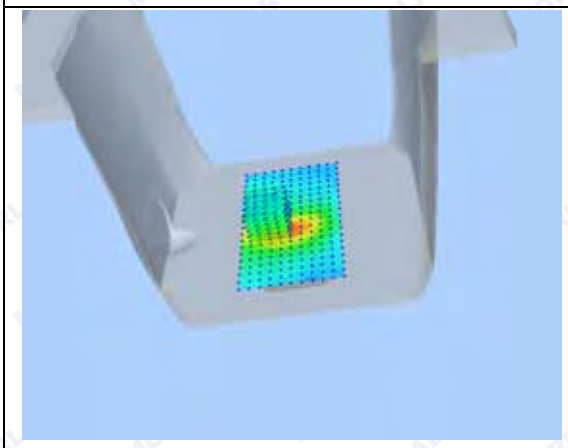	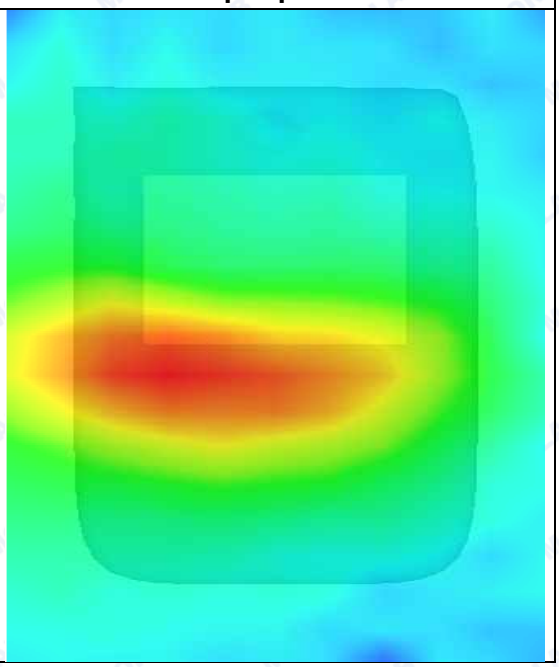

MEASUREMENT 10

Type: Phone measurement (Complete)
Area scan resolution: dx=8mm,dy=8mm
Zoom scan resolution: dx=8mm, dy=8mm, dz=5mm
Date of measurement: 2015.6.3
Measurement duration: 9 minutes 36 seconds

A. Experimental conditions.

Phantom File	surf_sam_plan.txt
Phantom	Flat Plane
Device Position	Body
Band	GSM850
Channels	Low
Signal	GPRS

B. SAR Measurement Results

Low Band SAR (Channel 128):

Frequency (MHz)	824.200000
Relative permittivity (real part)	55.691823
Conductivity (S/m)	0.973824
Power drift(%)	0.250000
Ambient Temperature:	22.9°C
Liquid Temperature:	22.1°C
ConvF:	6.99
Crest factor:	1:2

SURFACE SAR	VOLUME SAR
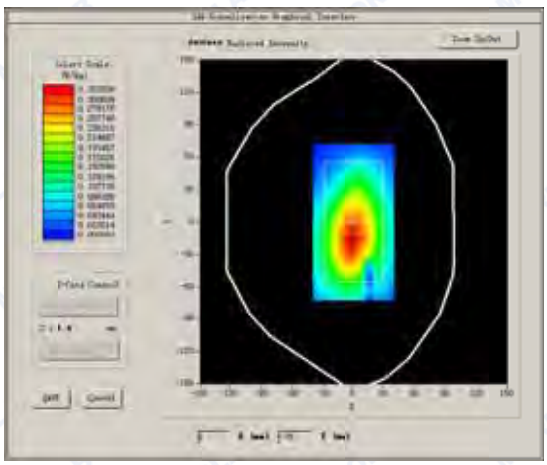	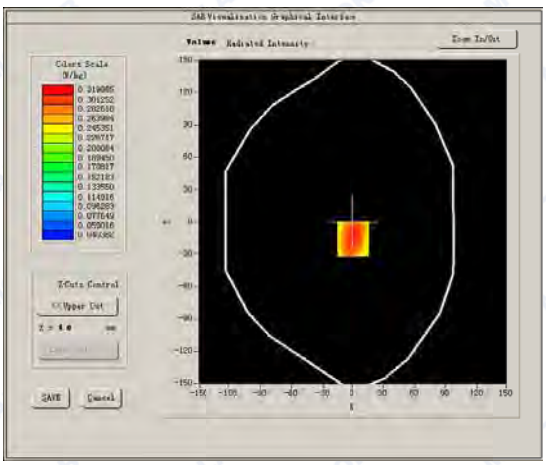

Maximum location: X=0.00, Y=-16.00
SAR Peak: 0.45 W/kg

SAR 10g (W/Kg)	**0.214238**
SAR 1g (W/Kg)	**0.316018**

Z axis scan

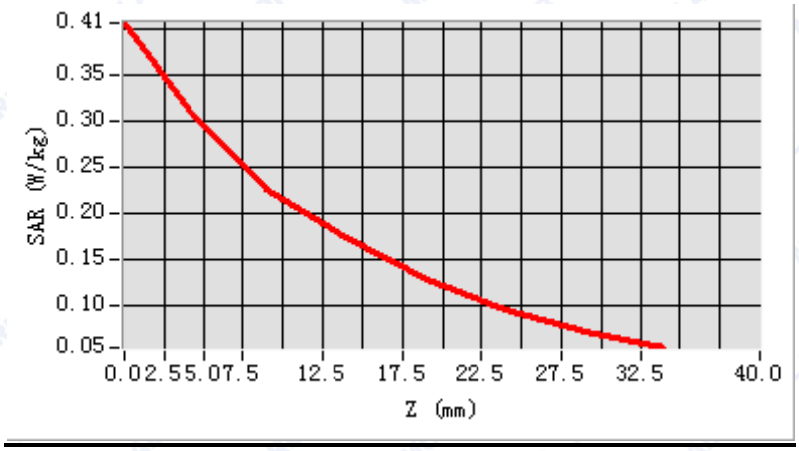

3D screen shot	Hot spot position
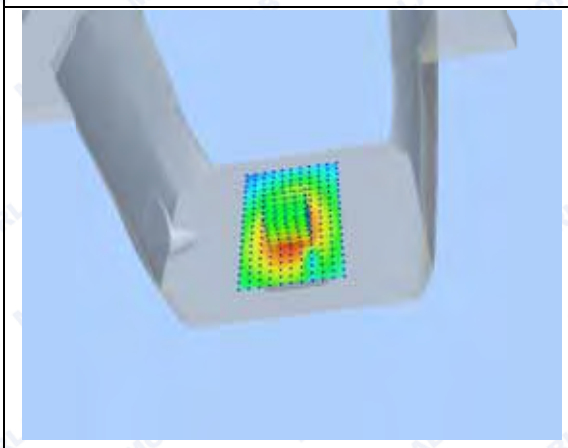	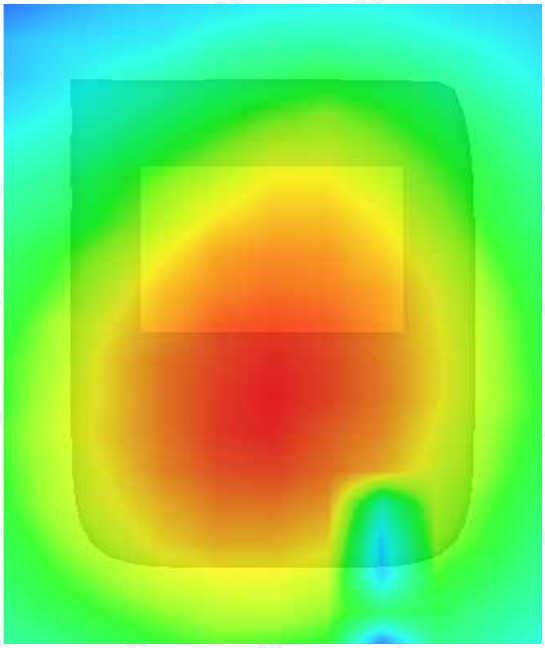

MEASUREMENT 11

Type: Phone measurement (Complete)
Area scan resolution: dx=8mm,dy=8mm
Zoom scan resolution: dx=8mm, dy=8mm, dz=5mm
Date of measurement: 2015.6.3
Measurement duration: 9 minutes 34 seconds

A. Experimental conditions.

Phantom File	surf_sam_plan.txt
Phantom	Flat Plane
Device Position	Body
Band	GSM850
Channels	Low
Signal	GPRS

B. SAR Measurement Results

Low Band SAR (Channel 128):

Frequency (MHz)	824.200000
Relative permittivity (real part)	55.691823
Conductivity (S/m)	0.973824
Power drift(%)	0.250000
Ambient Temperature:	22.9°C
Liquid Temperature:	22.1°C
ConvF:	6.99
Crest factor:	1:2

SURFACE SAR	VOLUME SAR
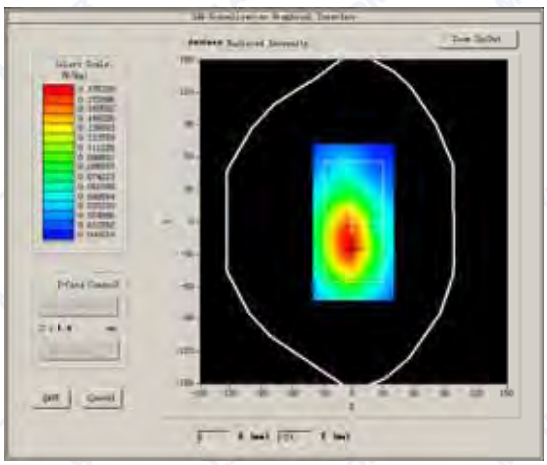	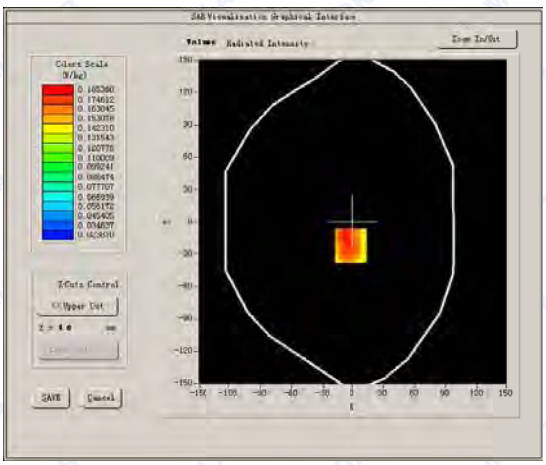

Maximum location: X=-2.00, Y=-22.00
SAR Peak: 0.24 W/kg

SAR 10g (W/Kg)	**0.123954**
SAR 1g (W/Kg)	**0.178319**

Z axis scan

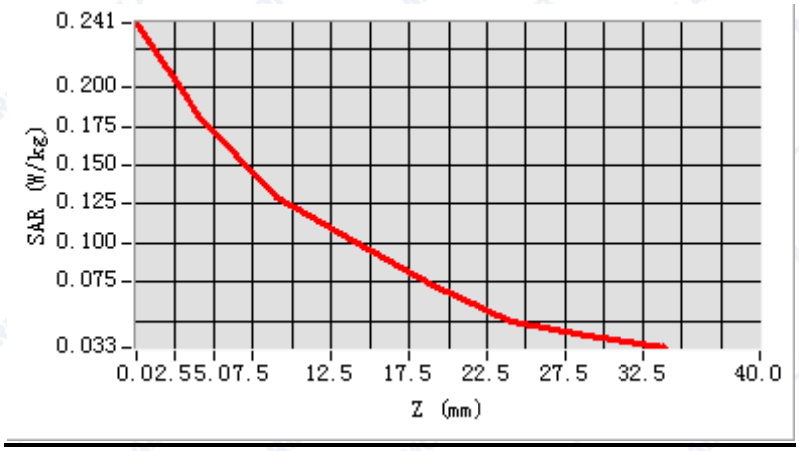

3D screen shot	Hot spot position
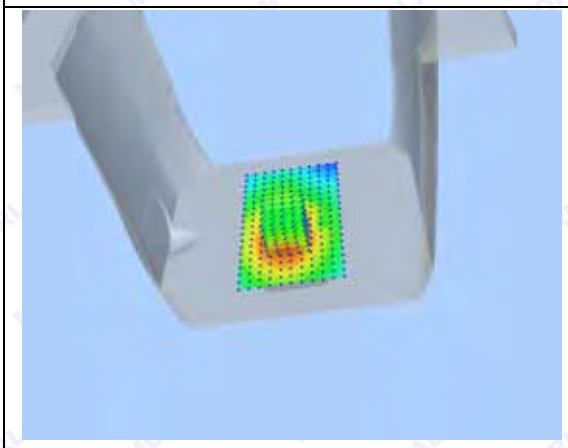	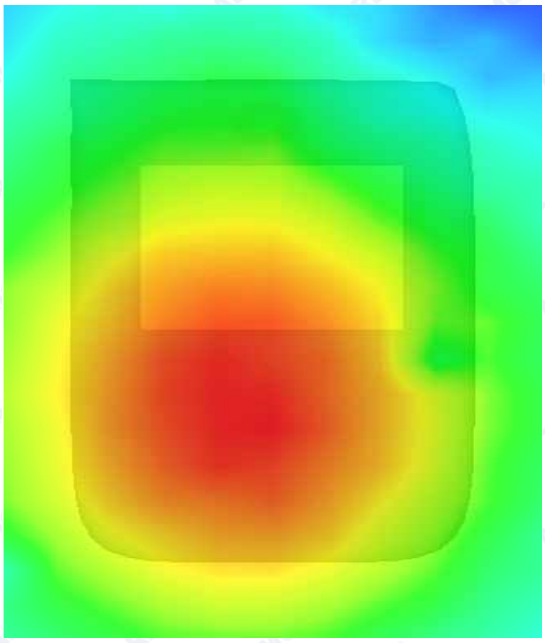

MEASUREMENT 12

Type: Phone measurement (Complete)

Area scan resolution: dx=8mm,dy=8mm

Zoom scan resolution: dx=8mm, dy=8mm, dz=5mm

Date of measurement: 2015.6.4

Measurement duration: 9 minutes 38 seconds

A. Experimental conditions.

Phantom File	sam_direct_droit2_surf8mm.txt
Phantom	Right head
Device Position	Cheek
Band	GSM1900
Channels	High
Signal	GSM

B. SAR Measurement Results

High Band SAR (Channel 810):

Frequency (MHz)	1909.800000
Relative permittivity (real part)	39.981672
Conductivity (S/m)	1.410935
Power drift(%)	2.230000
Ambient Temperature:	22.9°C
Liquid Temperature:	22.1°C
ConvF:	6.00
Crest factor:	1:8

SURFACE SAR	VOLUME SAR
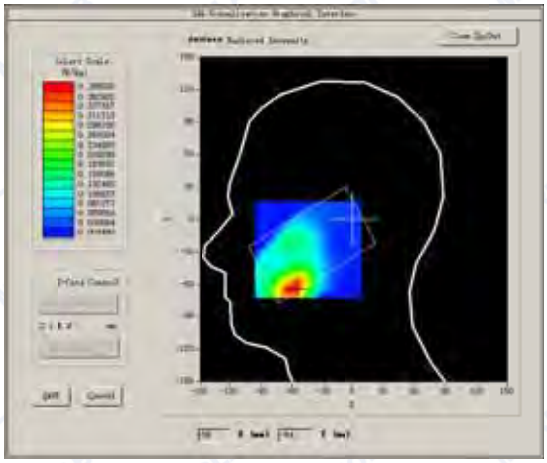	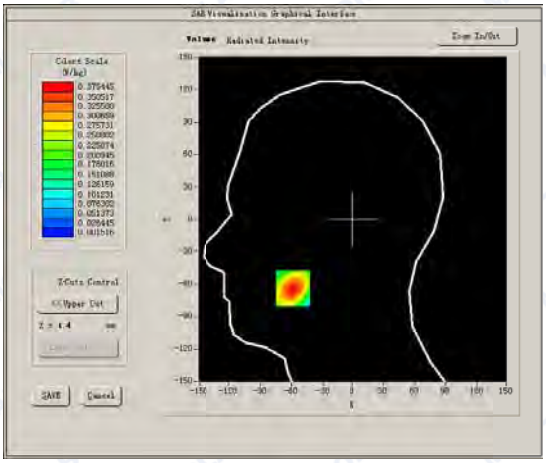

Maximum location: X=-59.00, Y=-64.00
SAR Peak: 0.61 W/kg

SAR 10g (W/Kg)	**0.189443**
SAR 1g (W/Kg)	**0.360797**

Z axis scan

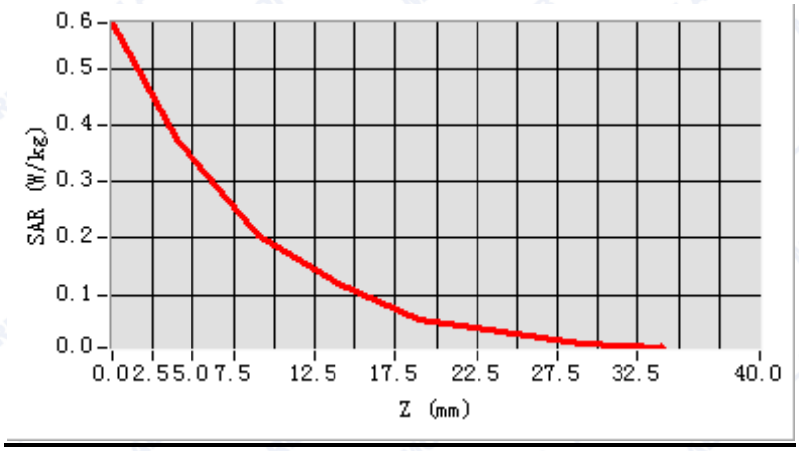

3D screen shot	Hot spot position
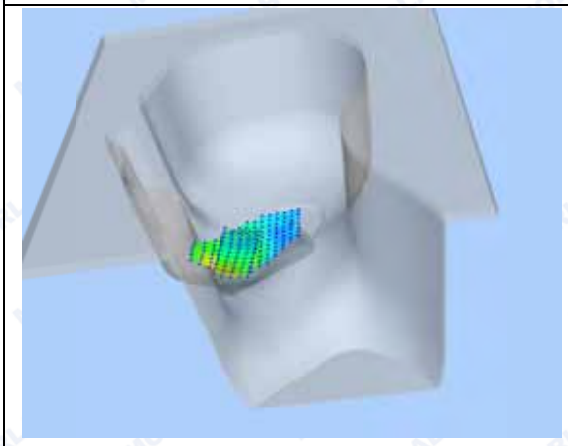	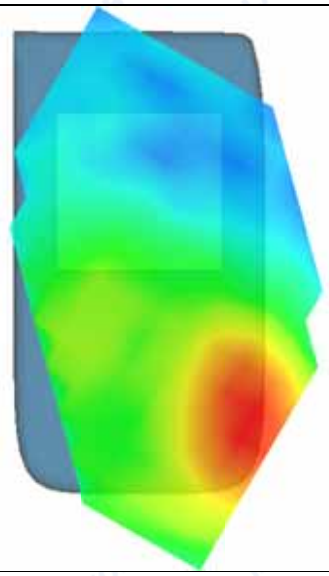

MEASUREMENT 13

Type: Phone measurement (Complete)

Area scan resolution: dx=8mm,dy=8mm

Zoom scan resolution: dx=8mm, dy=8mm, dz=5mm

Date of measurement: 2015.6.4

Measurement duration: 9 minutes 32 seconds

A. Experimental conditions.

Phantom File	sam_direct_droit2_surf8mm.txt
Phantom	Right head
Device Position	Tilt
Band	GSM1900
Channels	High
Signal	GSM

B. SAR Measurement Results

High Band SAR (Channel 810):

Frequency (MHz)	1909.800000
Relative permittivity (real part)	39.981672
Conductivity (S/m)	1.410935
Power drift(%)	-3.540000
Ambient Temperature:	22.9°C
Liquid Temperature:	22.1°C
ConvF:	6.00
Crest factor:	1:8

SURFACE SAR	VOLUME SAR
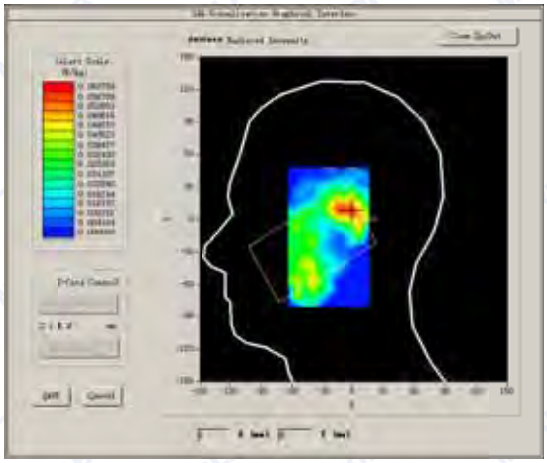	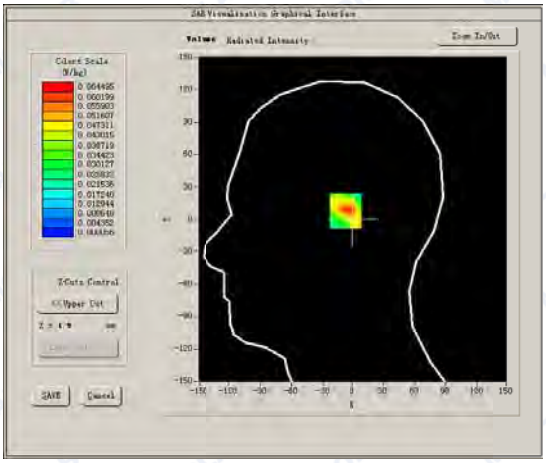

Maximum location: X=-2.00, Y=8.00
SAR Peak: 0.12 W/kg

SAR 10g (W/Kg)	**0.030893**
SAR 1g (W/Kg)	**0.063745**

Z axis scan

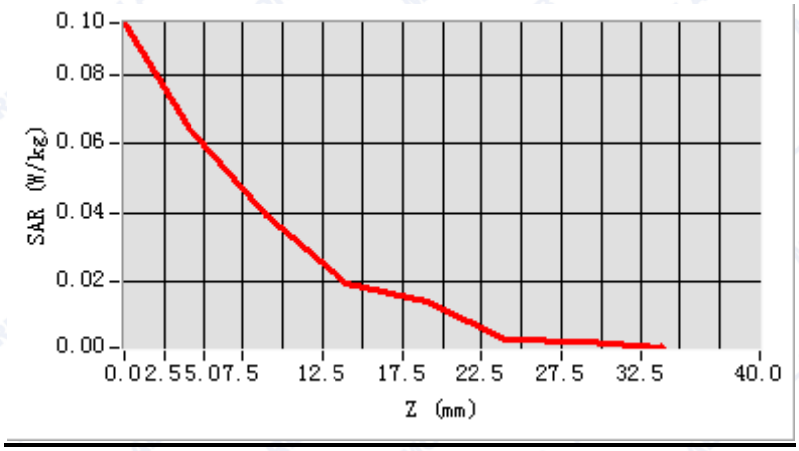

3D screen shot	Hot spot position
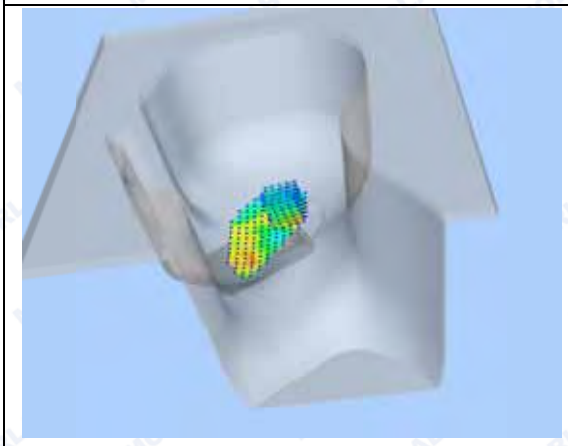	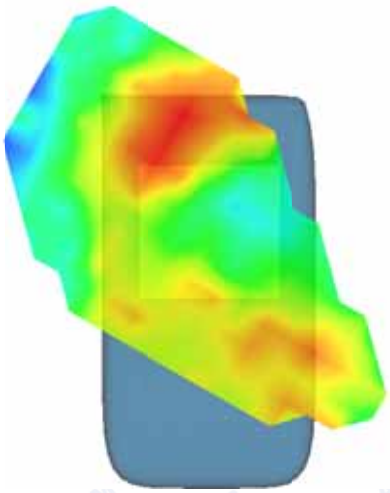

MEASUREMENT 14

Type: Phone measurement (Complete)

Area scan resolution: dx=8mm,dy=8mm

Zoom scan resolution: dx=8mm, dy=8mm, dz=5mm

Date of measurement: 2015.6.4

Measurement duration: 9 minutes 32 seconds

A. Experimental conditions.

Phantom File	sam_direct_droit2_surf8mm.txt
Phantom	Left head
Device Position	Cheek
Band	GSM1900
Channels	High
Signal	GSM

B. SAR Measurement Results

High Band SAR (Channel 810):

Frequency (MHz)	1909.800000
Relative permittivity (real part)	39.981672
Conductivity (S/m)	1.410935
Power drift(%)	-1.240000
Ambient Temperature:	22.9°C
Liquid Temperature:	22.1°C
ConvF:	6.00
Crest factor:	1:8

SURFACE SAR	VOLUME SAR
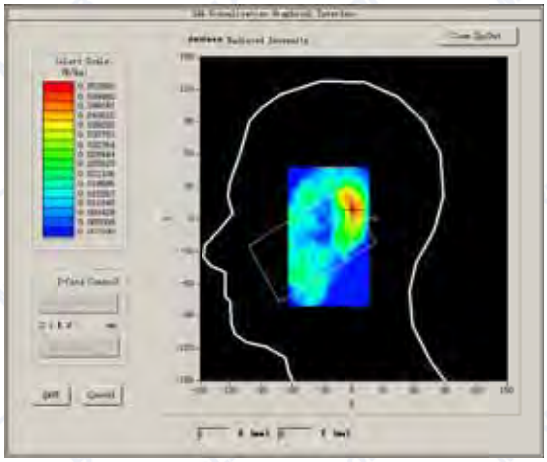	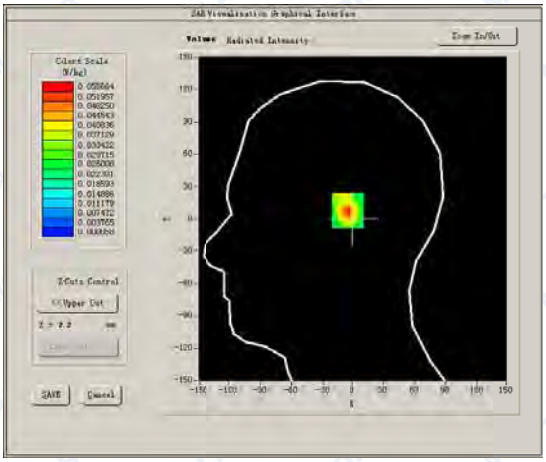

Maximum location: X=1.00, Y=8.00
SAR Peak: 0.09 W/kg

SAR 10g (W/Kg)	**0.025687**
SAR 1g (W/Kg)	**0.054553**

Z axis scan

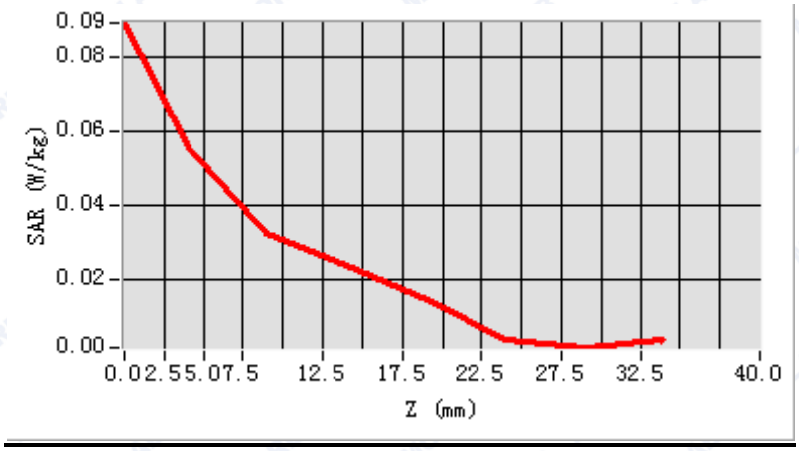

3D screen shot	Hot spot position
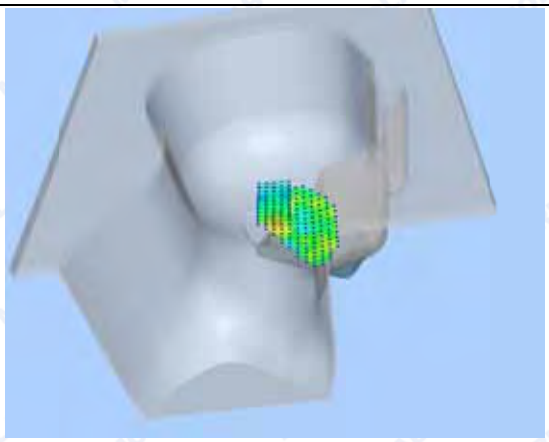	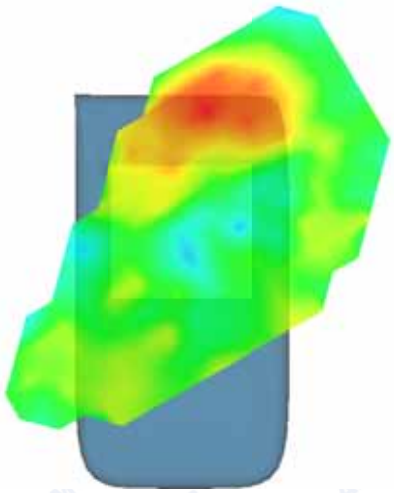

MEASUREMENT 15

Type: Phone measurement (Complete)

Area scan resolution: dx=8mm,dy=8mm

Zoom scan resolution: dx=8mm, dy=8mm, dz=5mm

Date of measurement: 2015.6.4

Measurement duration: 9 minutes 30 seconds

A. Experimental conditions.

Phantom File	sam_direct_droit2_surf8mm.txt
Phantom	Left head
Device Position	Tilt
Band	GSM1900
Channels	High
Signal	GSM

B. SAR Measurement Results

High Band SAR (Channel 810):

Frequency (MHz)	1909.800000
Relative permittivity (real part)	39.981672
Conductivity (S/m)	1.410935
Power drift(%)	2.300000
Ambient Temperature:	22.9°C
Liquid Temperature:	22.1°C
ConvF:	6.00
Crest factor:	1:8

SURFACE SAR	VOLUME SAR
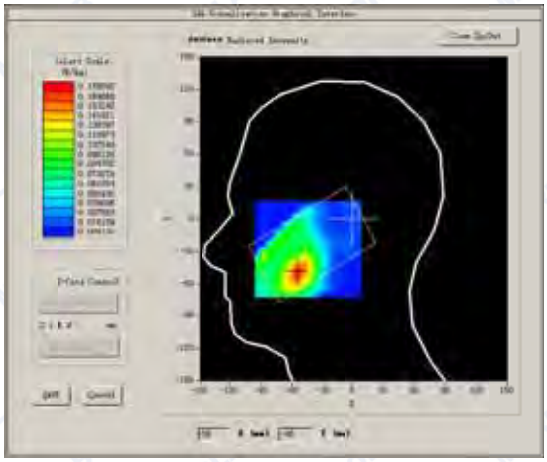	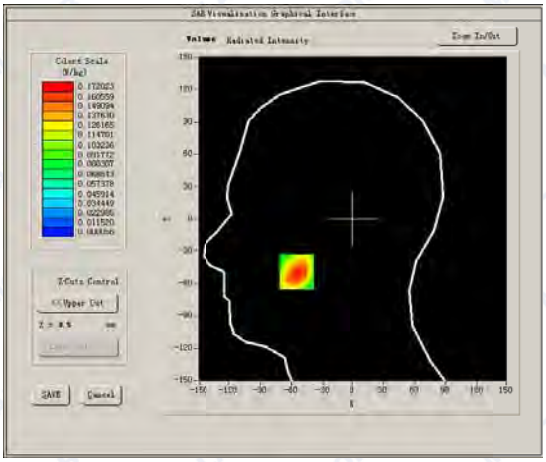

Maximum location: X=-55.00, Y=-49.00
SAR Peak: 0.27 W/kg

SAR 10g (W/Kg)	**0.088619**
SAR 1g (W/Kg)	**0.163734**

Z axis scan

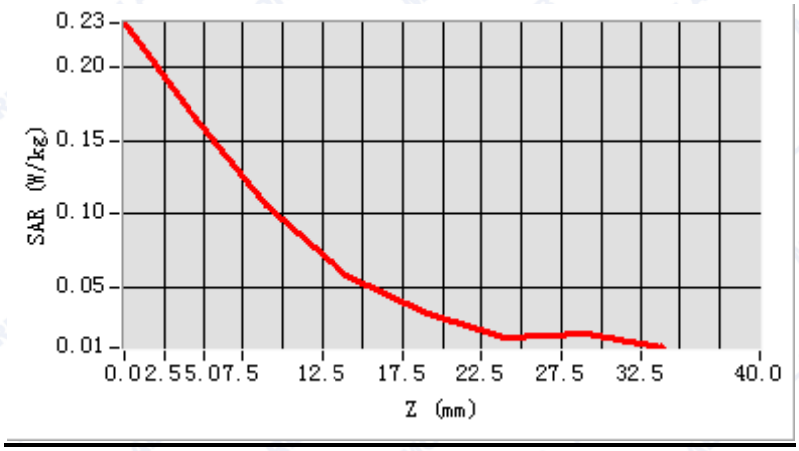

3D screen shot	Hot spot position
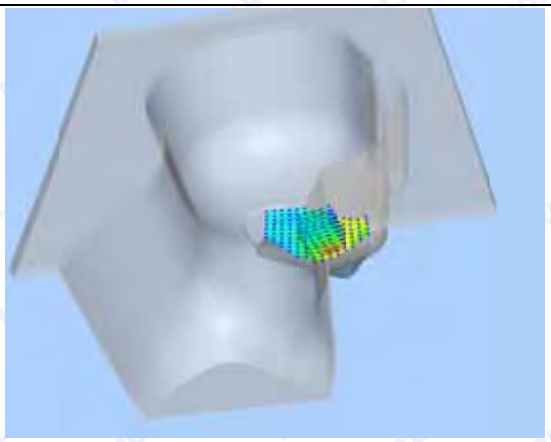	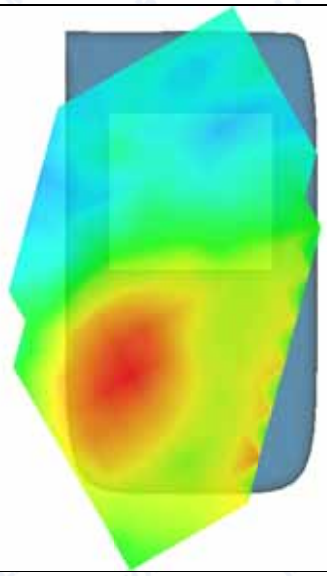

MEASUREMENT 16

Type: Phone measurement (Complete)

Area scan resolution: dx=8mm,dy=8mm

Zoom scan resolution: dx=8mm, dy=8mm, dz=5mm

Date of measurement: 2015.6.4

Measurement duration: 9 minutes 23 seconds

A. Experimental conditions.

Phantom File	surf_sam_plan.txt
Phantom	Flat Plane
Device Position	Body
Band	GSM1900
Channels	High
Signal	GSM

B. SAR Measurement Results

High Band SAR (Channel 810):

Frequency (MHz)	1909.800000
Relative permittivity (real part)	53.103824
Conductivity (S/m)	1.534291
Power drift(%)	-2.530000
Ambient Temperature:	22.9°C
Liquid Temperature:	22.1°C
ConvF:	6.17
Crest factor:	1:2

SURFACE SAR	VOLUME SAR
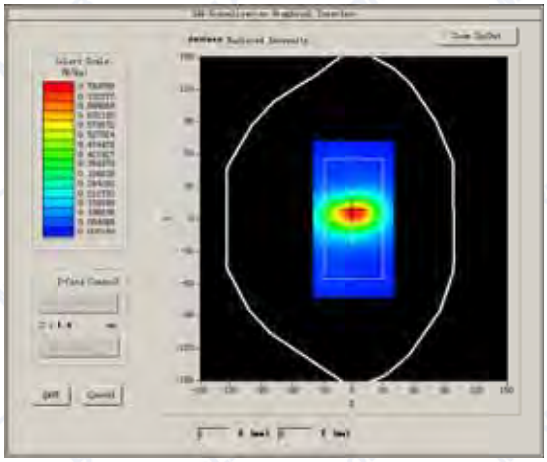	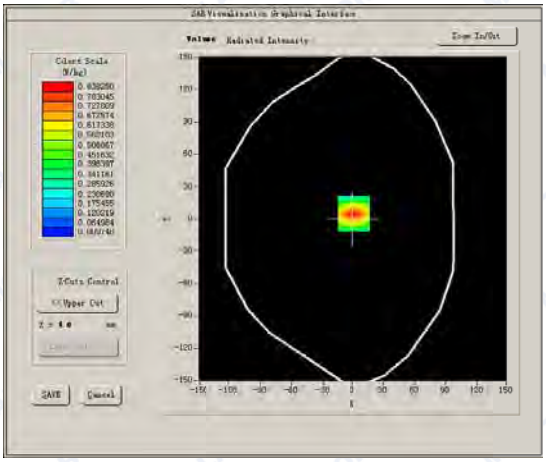

Maximum location: X=1.00, Y=5.00
SAR Peak: 1.45 W/kg

SAR 10g (W/Kg)	**0.432676**
SAR 1g (W/Kg)	**0.847528**

Z axis scan

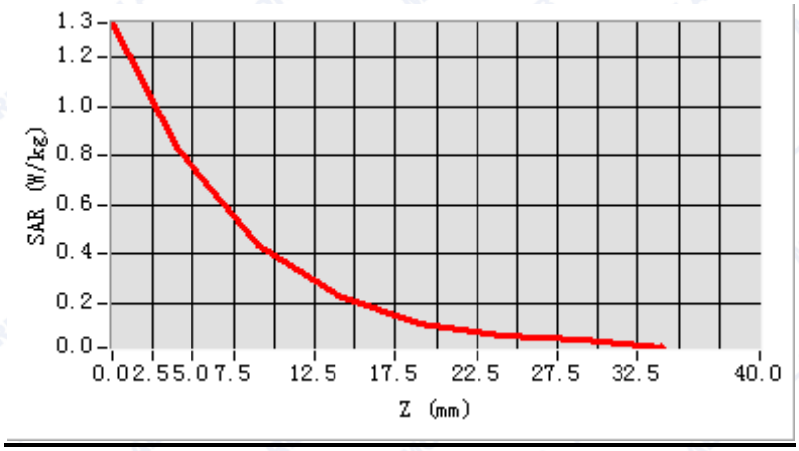

3D screen shot	Hot spot position
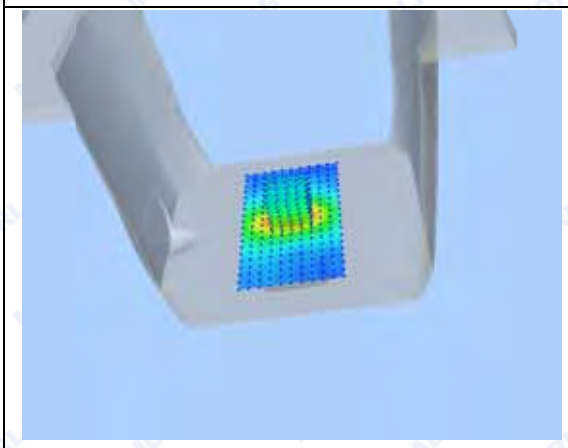	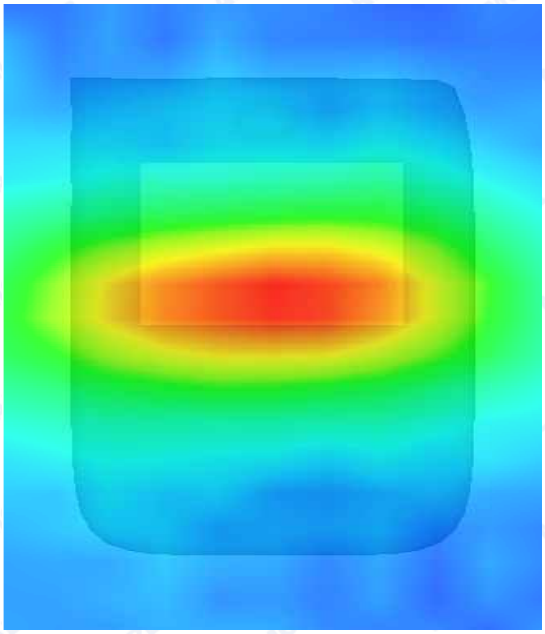

MEASUREMENT 25

Type: Phone measurement (Complete)

Area scan resolution: dx=8mm,dy=8mm

Zoom scan resolution: dx=8mm, dy=8mm, dz=5mm

Date of measurement: 2015.6.4

Measurement duration: 9 minutes 30 seconds

A. Experimental conditions.

Phantom File	surf_sam_plan.txt
Phantom	Flat Plane
Device Position	Body
Band	GSM1900
Channels	High
Signal	GSM

B. SAR Measurement Results

High Band SAR (Channel 510):

Frequency (MHz)	1909.800000
Relative permittivity (real part)	53.103824
Conductivity (S/m)	1.534291
Power drift(%)	-1.350000
Ambient Temperature:	22.9°C
Liquid Temperature:	22.1°C
ConvF:	6.17
Crest factor:	1:2

SURFACE SAR	VOLUME SAR
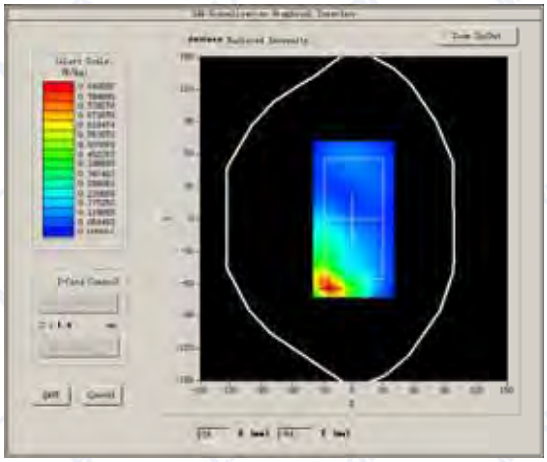	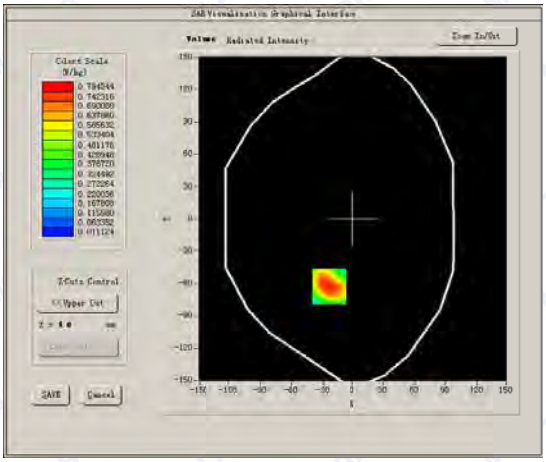

Maximum location: X=-24.00, Y=-63.00
SAR Peak: 1.41 W/kg

SAR 10g (W/Kg)	**0.431422**
SAR 1g (W/Kg)	**0.824361**

Z axis scan

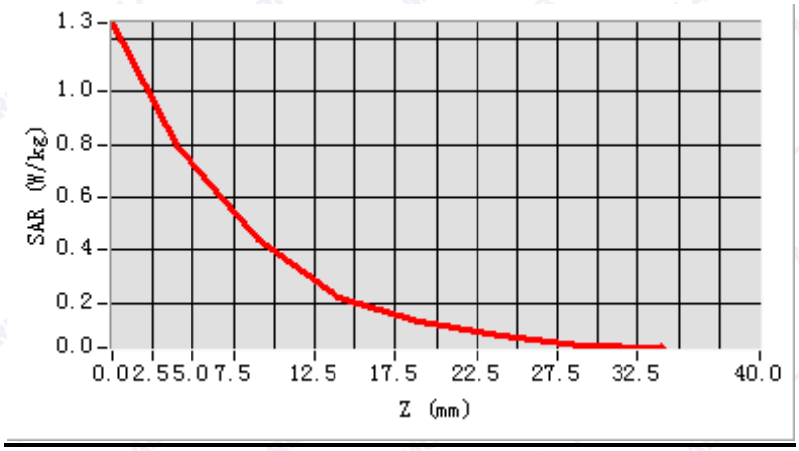

3D screen shot	Hot spot position
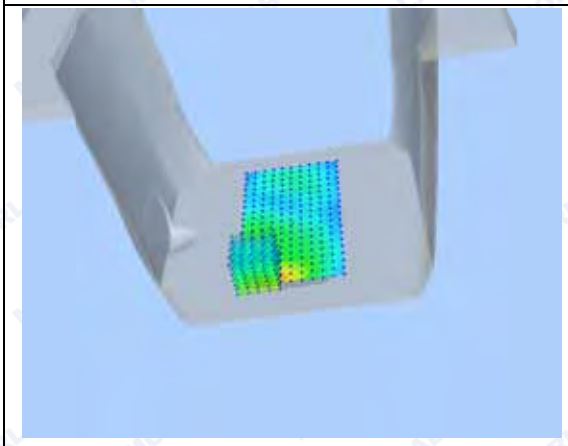	

MEASUREMENT 18

Type: Phone measurement (Complete)

Area scan resolution: dx=8mm,dy=8mm

Zoom scan resolution: dx=8mm, dy=8mm, dz=5mm

Date of measurement: 2015.6.4

Measurement duration: 9 minutes 31 seconds

A. Experimental conditions.

Phantom File	surf_sam_plan.txt
Phantom	Flat Plane
Device Position	Body
Band	GSM1900
Channels	Low
Signal	GPRS

B. SAR Measurement Result

Low Band SAR (Channel 512):

Frequency (MHz)	1850.200000
Relative permittivity (real part)	53.103824
Conductivity (S/m)	1.534291
Power drift(%)	-1.540000
Ambient Temperature:	22.9°C
Liquid Temperature:	22.1°C
ConvF:	6.17
Crest factor:	1:2

SURFACE SAR	VOLUME SAR
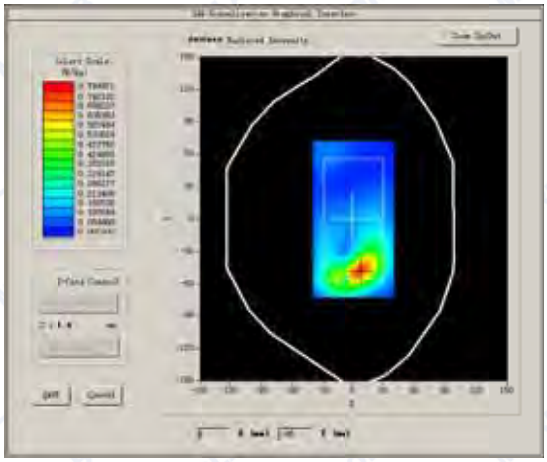	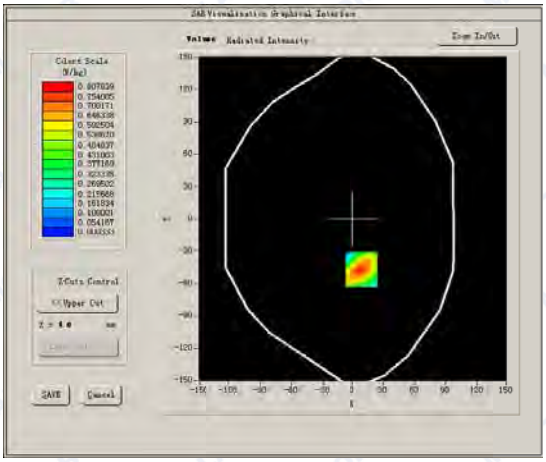

Maximum location: X=8.00, Y=-47.00

SAR Peak: 1.33 W/kg

SAR 10g (W/Kg)	0.376496
SAR 1g (W/Kg)	0.775817

Z axis scan

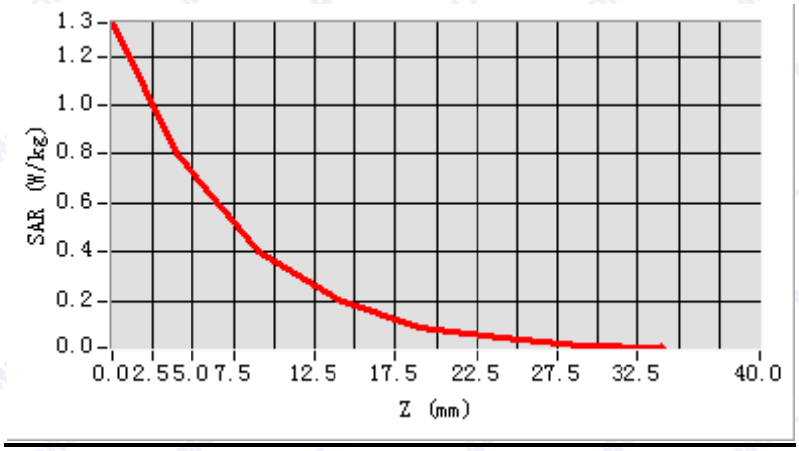

3D screen shot	Hot spot position
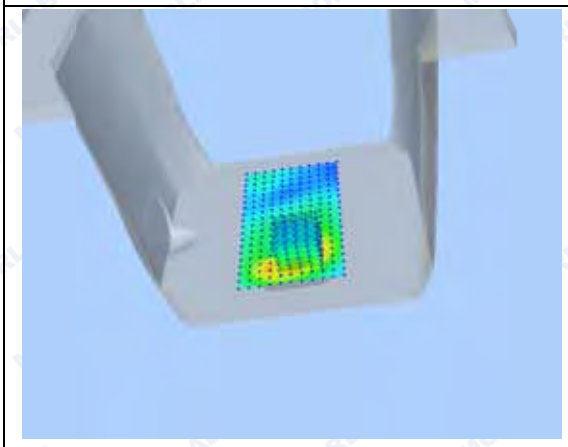	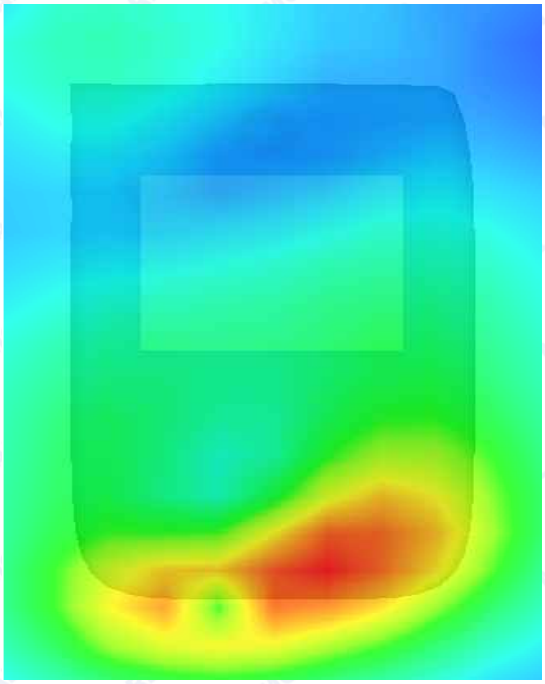

MEASUREMENT 18

Type: Phone measurement (Complete)

Area scan resolution: dx=8mm,dy=8mm

Zoom scan resolution: dx=8mm, dy=8mm, dz=5mm

Date of measurement: 2015.6.4

Measurement duration: 9 minutes 31 seconds

A. Experimental conditions.

Phantom File	surf_sam_plan.txt
Phantom	Flat Plane
Device Position	Body
Band	GSM1900
Channels	Middle
Signal	GPRS

B. SAR Measurement Result

Middle Band SAR (Channel 661):

Frequency (MHz)	1880.000000
Relative permittivity (real part)	53.103824
Conductivity (S/m)	1.534291
Power drift(%)	-1.540000
Ambient Temperature:	22.9°C
Liquid Temperature:	22.1°C
ConvF:	6.17
Crest factor:	1:2

SURFACE SAR	VOLUME SAR
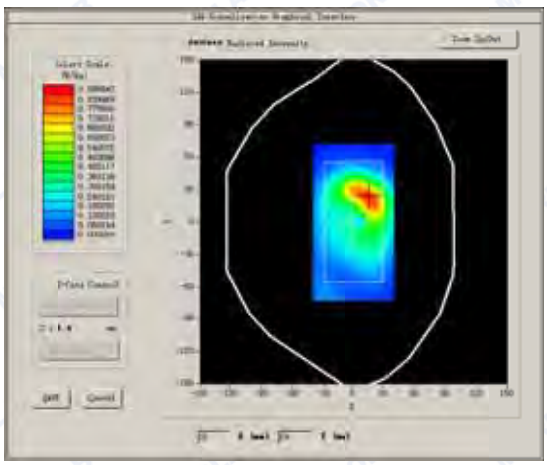	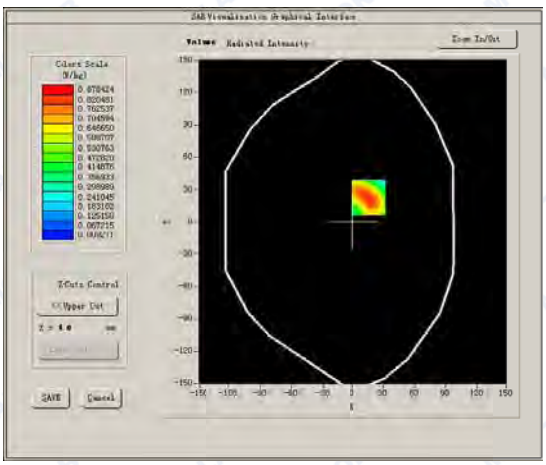

Maximum location: X=16.00, Y=23.00
SAR Peak: 1.49 W/kg

SAR 10g (W/Kg)	**0.439939**
SAR 1g (W/Kg)	**0.861064**

Z axis scan

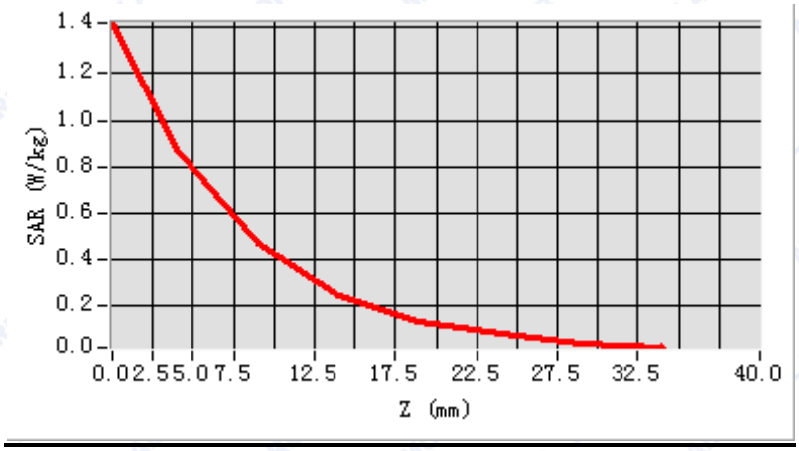

3D screen shot	Hot spot position
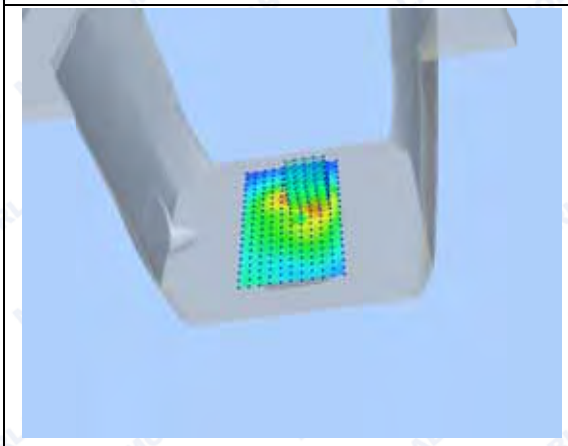	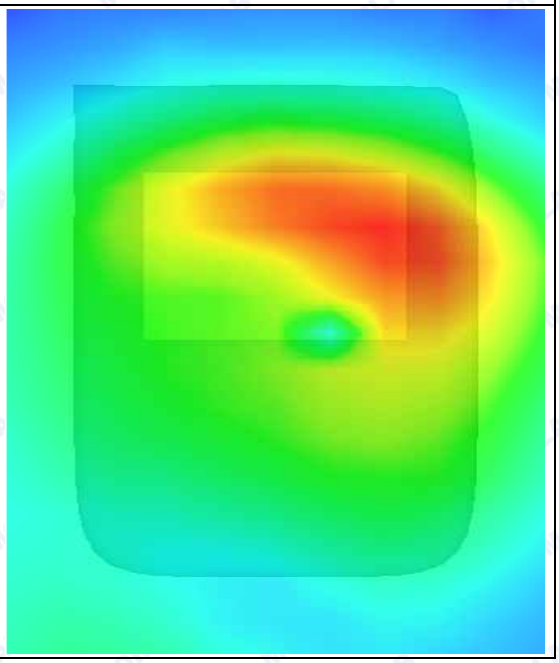

MEASUREMENT 19

Type: Phone measurement (Complete)

Area scan resolution: dx=8mm,dy=8mm

Zoom scan resolution: dx=8mm, dy=8mm, dz=5mm

Date of measurement: 2015.6.4

Measurement duration: 9 minutes 31 seconds

A. Experimental conditions.

Phantom File	surf_sam_plan.txt
Phantom	Flat Plane
Device Position	Body
Band	GSM1900
Channels	High
Signal	GPRS

B. SAR Measurement Result

High Band SAR (Channel 810):

Frequency (MHz)	1909.800000
Relative permittivity (real part)	53.103824
Conductivity (S/m)	1.534291
Power drift(%)	-1.540000
Ambient Temperature:	22.9°C
Liquid Temperature:	22.1°C
ConvF:	6.17
Crest factor:	1:2

SURFACE SAR	VOLUME SAR
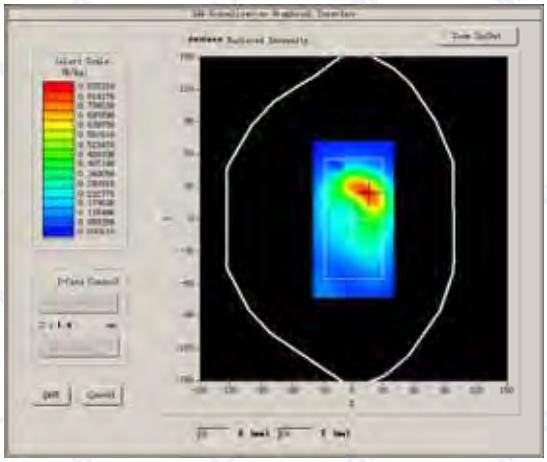	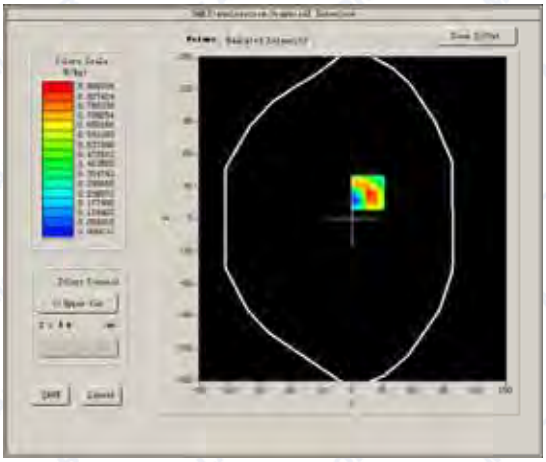

Maximum location: X=15.00, Y=24.00
SAR Peak: 1.64 W/kg

SAR 10g (W/Kg)	**0.422990**
SAR 1g (W/Kg)	**0.882710**

Z axis scan

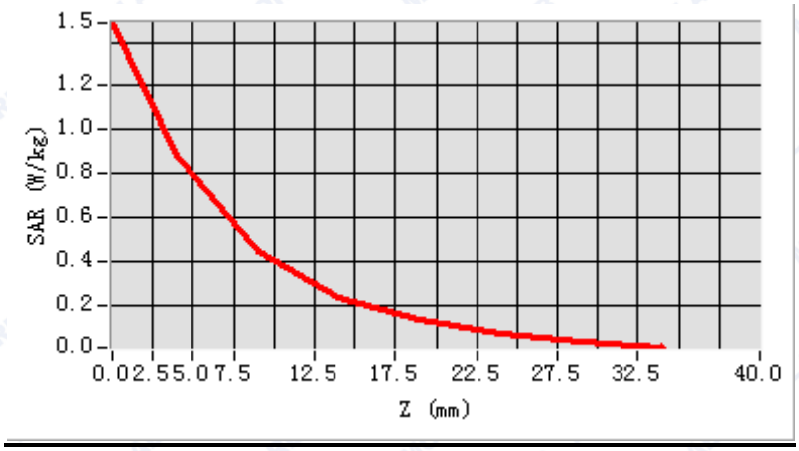

3D screen shot	Hot spot position
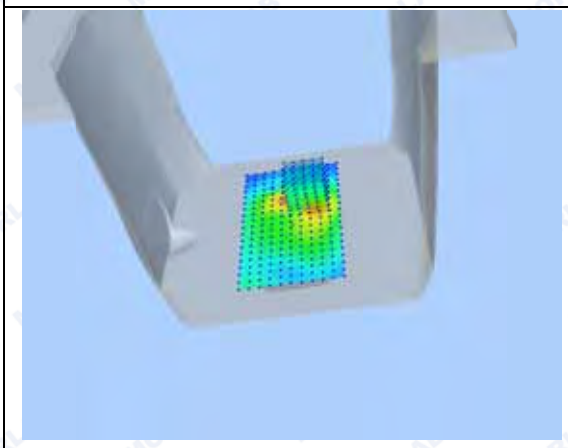	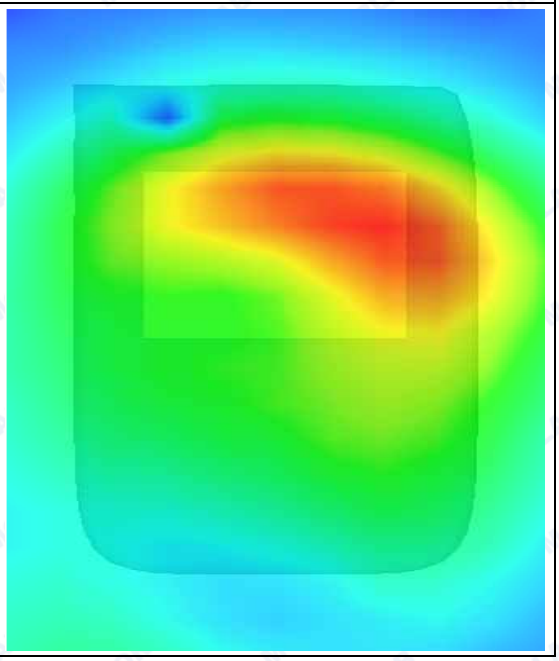

MEASUREMENT 20

Type: Phone measurement (Complete)

Area scan resolution: dx=8mm,dy=8mm

Zoom scan resolution: dx=8mm, dy=8mm, dz=5mm

Date of measurement: 2015.6.4

Measurement duration: 9 minutes 30 seconds

A. Experimental conditions.

Phantom File	surf_sam_plan.txt
Phantom	Flat Plane
Device Position	Body
Band	GSM1900
Channels	High
Signal	GPRS

B. SAR Measurement Result

High Band SAR (Channel 810):

Frequency (MHz)	1909.800000
Relative permittivity (real part)	53.103824
Conductivity (S/m)	1.534291
Power drift(%)	-1.540000
Ambient Temperature:	22.9°C
Liquid Temperature:	22.1°C
ConvF:	6.17
Crest factor:	1:2

SURFACE SAR	VOLUME SAR
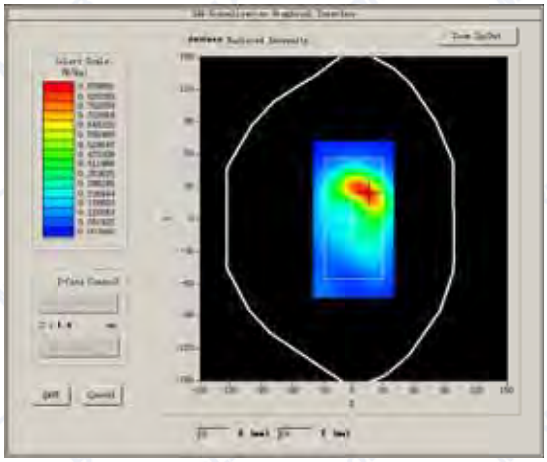	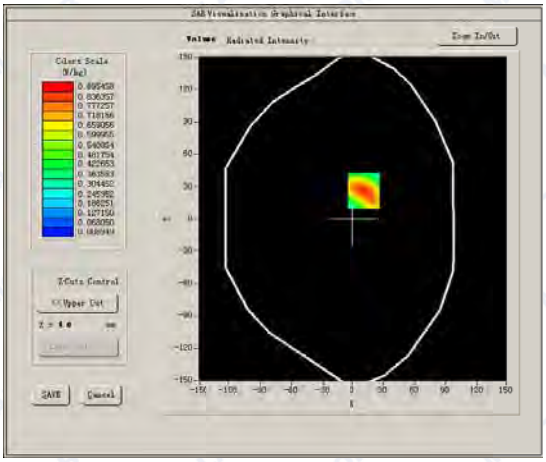

Maximum location: X=10.00, Y=26.00
SAR Peak: 1.49 W/kg

SAR 10g (W/Kg)	**0.437039**
SAR 1g (W/Kg)	**0.869858**

Z axis scan

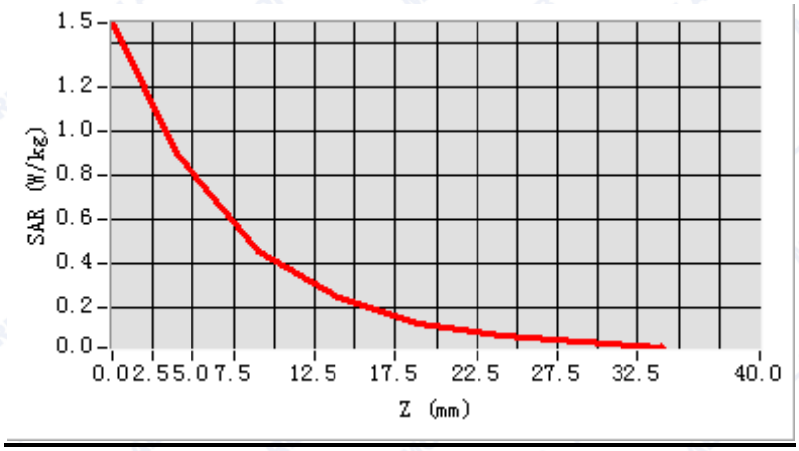

3D screen shot	Hot spot position
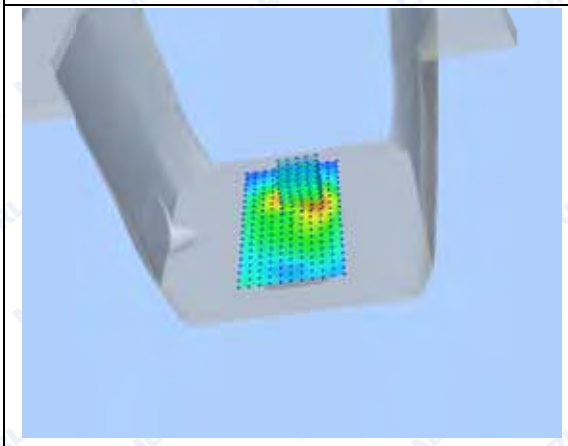	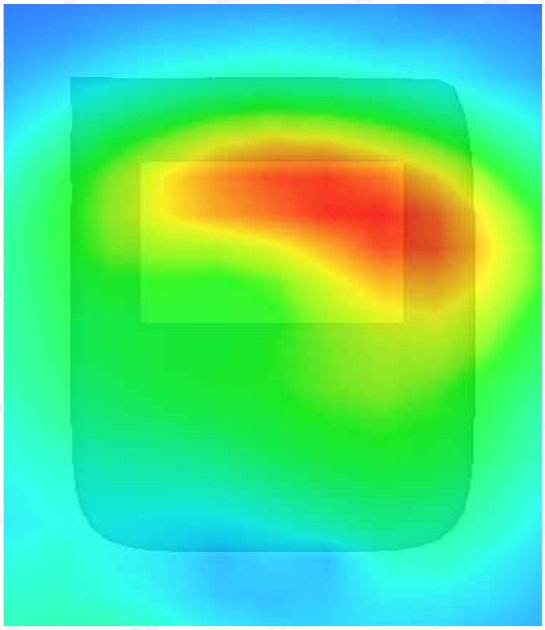

MEASUREMENT 21

Type: Phone measurement (Complete)

Area scan resolution: dx=8mm,dy=8mm

Zoom scan resolution: dx=8mm, dy=8mm, dz=5mm

Date of measurement: 2015.6.4

Measurement duration: 9 minutes 29 seconds

A. Experimental conditions.

Phantom File	surf_sam_plan.txt
Phantom	Flat Plane
Device Position	Body
Band	GSM1900
Channels	High
Signal	GPRS

B. SAR Measurement Result

High Band SAR (Channel 810):

Frequency (MHz)	1909.800000
Relative permittivity (real part)	53.103824
Conductivity (S/m)	1.534291
Power drift(%)	-1.540000
Ambient Temperature:	22.9°C
Liquid Temperature:	22.1°C
ConvF:	6.17
Crest factor:	1:2

SURFACE SAR	VOLUME SAR
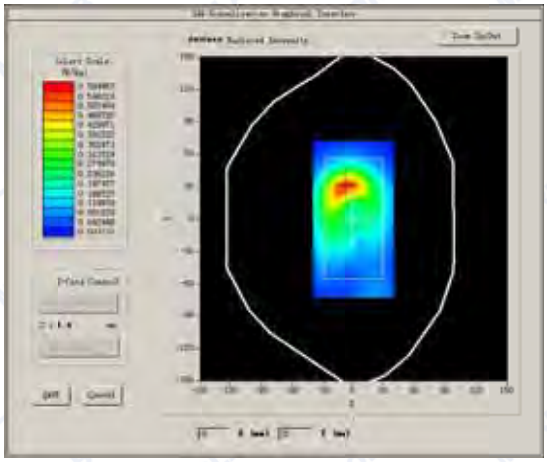	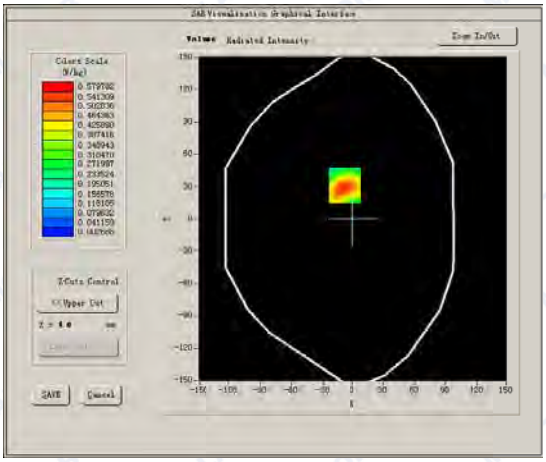

Maximum location: X=-8.00, Y=31.00
SAR Peak: 0.96 W/kg

SAR 10g (W/Kg)	**0.285503**
SAR 1g (W/Kg)	**0.567899**

Z axis scan

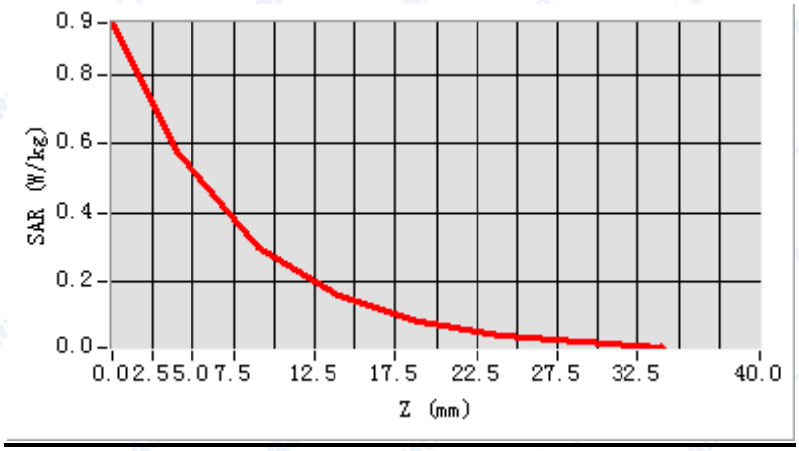

3D screen shot	Hot spot position
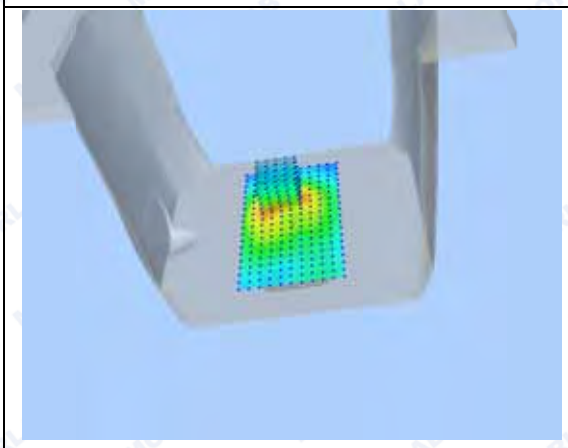	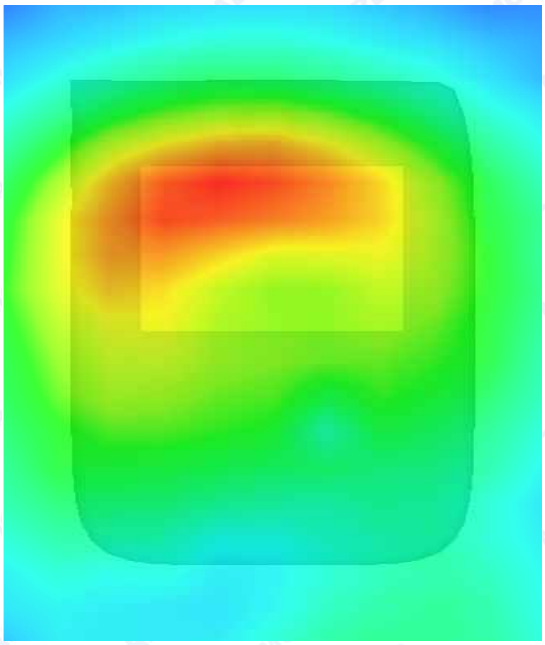

MEASUREMENT 22

Type: Phone measurement (Complete)

Area scan resolution: dx=8mm,dy=8mm

Zoom scan resolution: dx=8mm, dy=8mm, dz=5mm

Date of measurement: 2015.6.4

Measurement duration: 9 minutes 33 seconds

A. Experimental conditions.

Phantom File	surf_sam_plan.txt
Phantom	Flat Plane
Device Position	Body
Band	GSM1900
Channels	High
Signal	GPRS

B. SAR Measurement Result

High Band SAR (Channel 810):

Frequency (MHz)	1909.800000
Relative permittivity (real part)	53.103824
Conductivity (S/m)	1.534291
Power drift(%)	-1.540000
Ambient Temperature:	22.9°C
Liquid Temperature:	22.1°C
ConvF:	6.17
Crest factor:	1:2

SURFACE SAR	VOLUME SAR
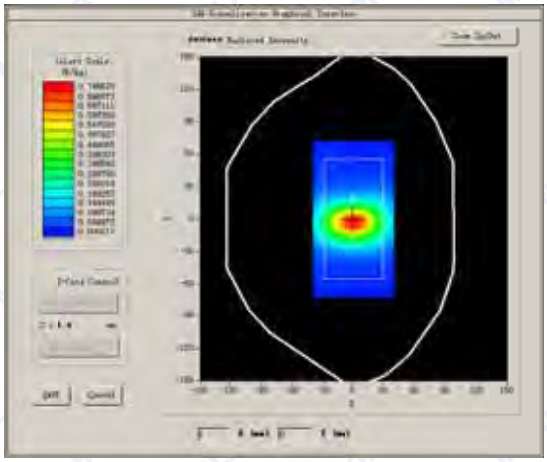	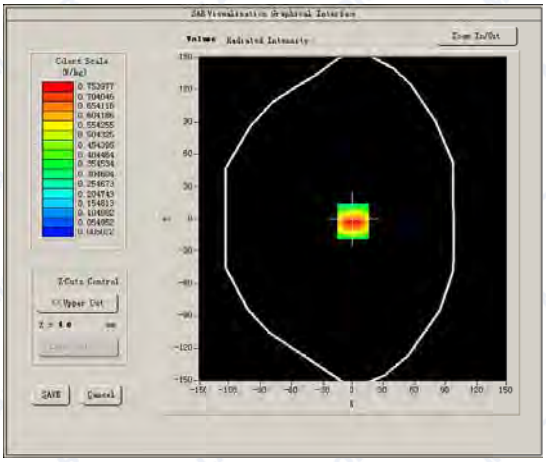

Maximum location: X=0.00, Y=-2.00
SAR Peak: 1.20 W/kg

SAR 10g (W/Kg)	**0.374632**
SAR 1g (W/Kg)	**0.730037**

Z axis scan

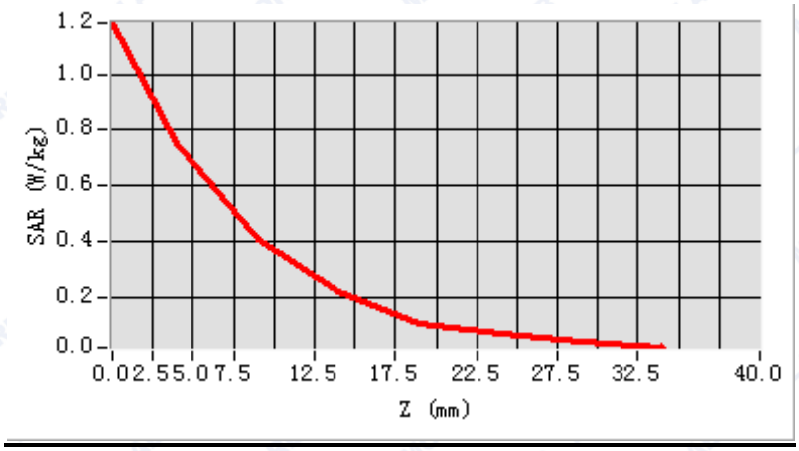

3D screen shot	Hot spot position
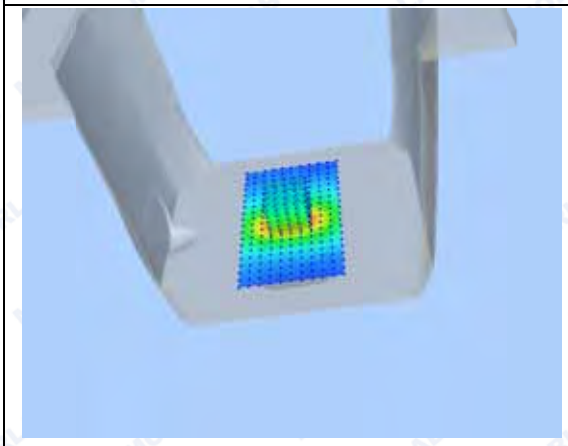	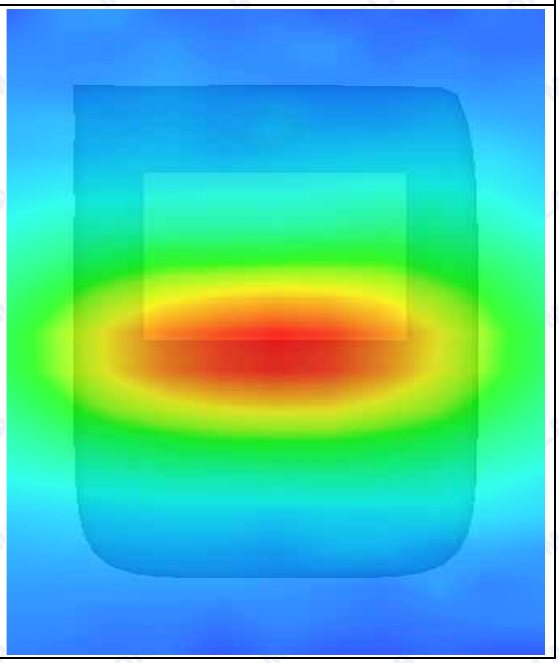

MEASUREMENT 23

Type: Phone measurement (Complete)

Area scan resolution: dx=8mm,dy=8mm

Zoom scan resolution: dx=8mm, dy=8mm, dz=5mm

Date of measurement: 2015.6.4

Measurement duration: 9 minutes 31 seconds

A. Experimental conditions.

Phantom File	surf_sam_plan.txt
Phantom	Flat Plane
Device Position	Body
Band	GSM1900
Channels	High
Signal	GPRS

B. SAR Measurement Result

High Band SAR (Channel 810):

Frequency (MHz)	1909.800000
Relative permittivity (real part)	53.103824
Conductivity (S/m)	1.534291
Power drift(%)	-1.540000
Ambient Temperature:	22.9°C
Liquid Temperature:	22.1°C
ConvF:	6.17
Crest factor:	1:2

SURFACE SAR	VOLUME SAR
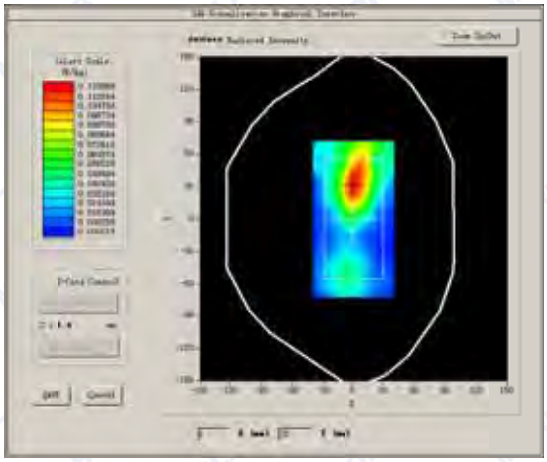	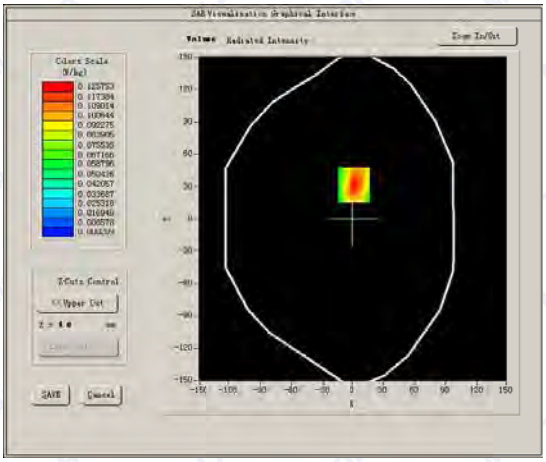

Maximum location: X=1.00, Y=32.00
SAR Peak: 0.20 W/kg

SAR 10g (W/Kg)	**0.062027**
SAR 1g (W/Kg)	**0.121841**

Z axis scan

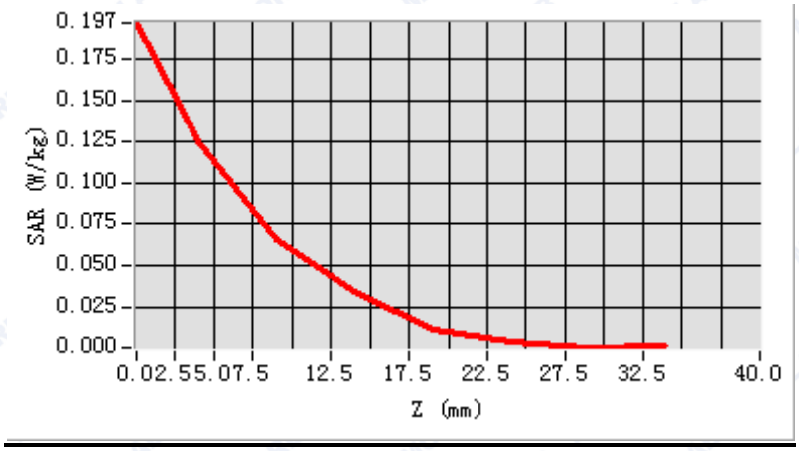

3D screen shot	Hot spot position
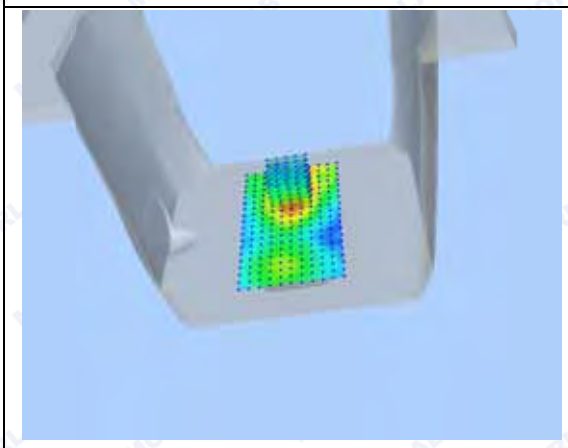	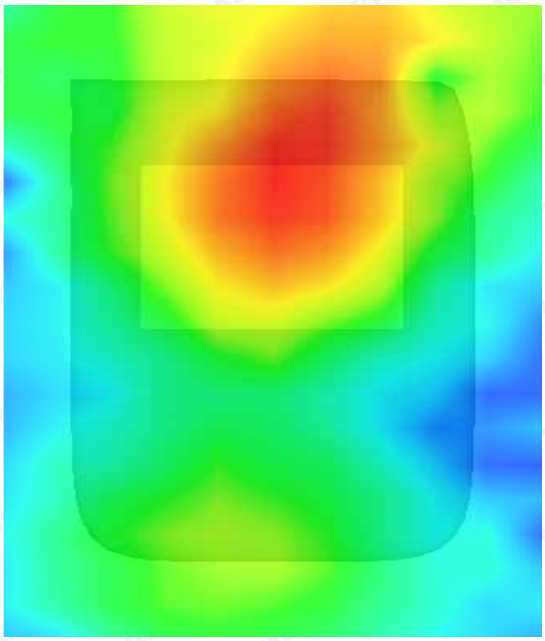

MEASUREMENT 24

Type: Phone measurement (Complete)

Area scan resolution: dx=8mm,dy=8mm

Zoom scan resolution: dx=8mm, dy=8mm, dz=5mm

Date of measurement: 2015.6.3

Measurement duration: 9 minutes 18 seconds

A. Experimental conditions.

Phantom File	sam_direct_droit2_surf8mm.txt
Phantom	Right head
Device Position	Cheek
Band	WCDMA850
Channels	Middle
Signal	CDMA

B. SAR Measurement Results

Middle Band SAR (Channel 4233):

Frequency (MHz)	848.800000
Relative permittivity (real part)	41.362849
Conductivity (S/m)	0.913725
Power drift (%)	1.430000
Ambient Temperature:	22.9°C
Liquid Temperature:	22.1°C
ConvF:	6.73
Crest factor:	1:1

SURFACE SAR	VOLUME SAR
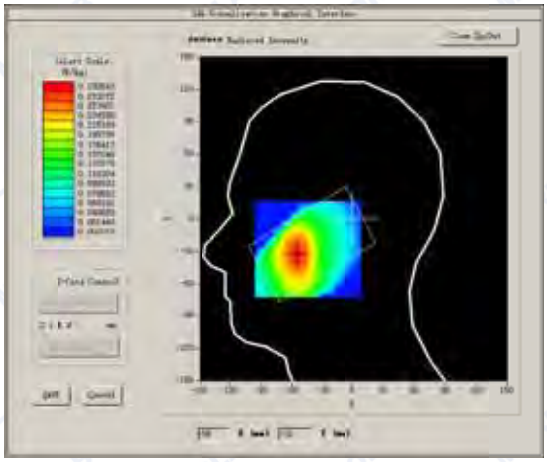	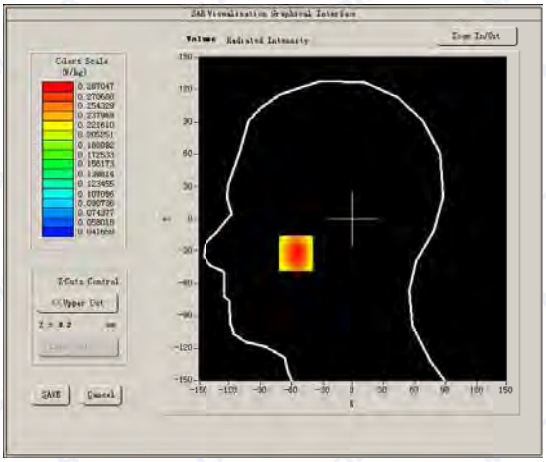

Maximum location: X=-56.00, Y=-32.00
SAR Peak: 0.36 W/kg

SAR 10g (W/Kg)	**0.199809**
SAR 1g (W/Kg)	**0.277486**

Z axis scan

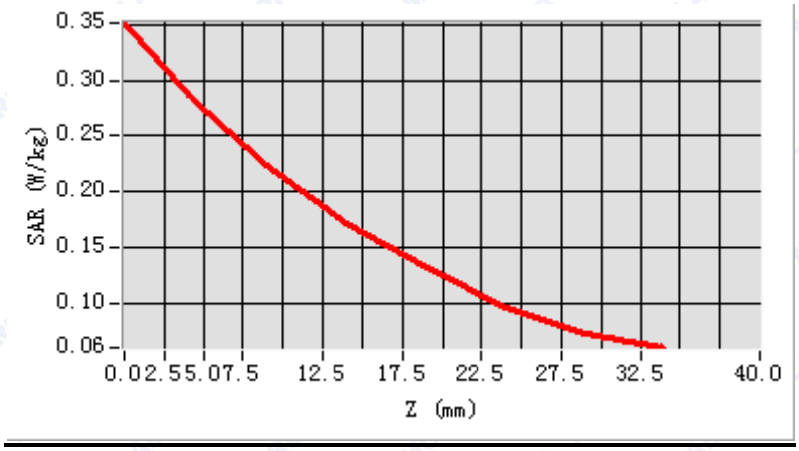

3D screen shot	Hot spot position
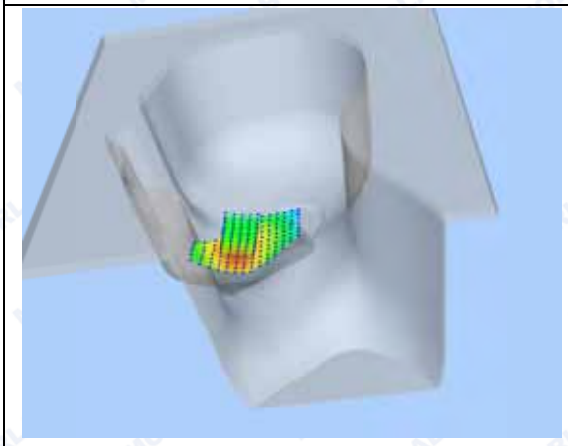	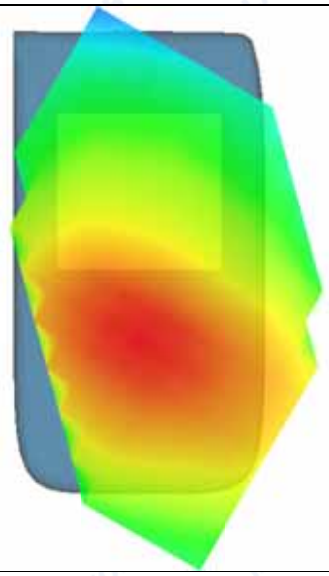

MEASUREMENT 25

Type: Phone measurement (Complete)

Area scan resolution: dx=8mm,dy=8mm

Zoom scan resolution: dx=8mm, dy=8mm, dz=5mm

Date of measurement: 2015.6.3

Measurement duration: 8 minutes 14 seconds

A. Experimental conditions.

Phantom File	sam_direct_droit2_surf8mm.txt
Phantom	Right head
Device Position	Tilt
Band	WCDMA850
Channels	High
Signal	CDMA

B. SAR Measurement Results

High Band SAR (Channel 4233):

Frequency (MHz)	848.800000
Relative permittivity (real part)	41.362849
Conductivity (S/m)	0.913725
Power drift (%)	-2.940000
Ambient Temperature:	22.9°C
Liquid Temperature:	22.1°C
ConvF:	6.73
Crest factor:	1:1

SURFACE SAR	VOLUME SAR
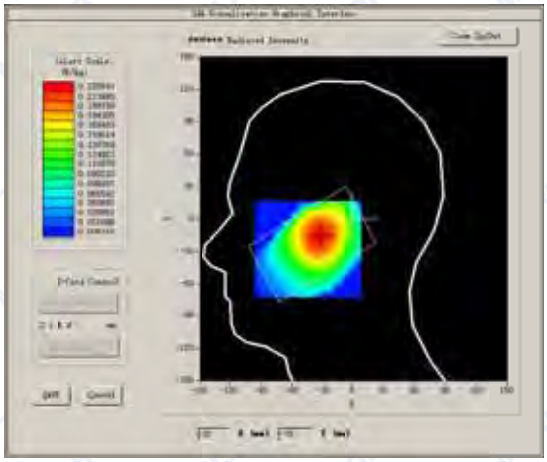	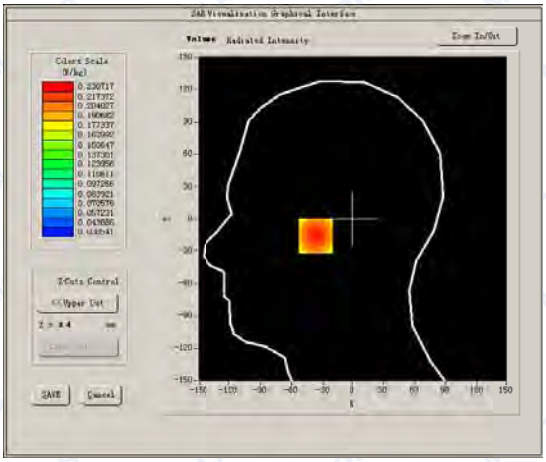

Maximum location: X=-34.00, Y=-16.00
SAR Peak: 0.27 W/kg

SAR 10g (W/Kg)	**0.166466**
SAR 1g (W/Kg)	**0.222024**

Z axis scan

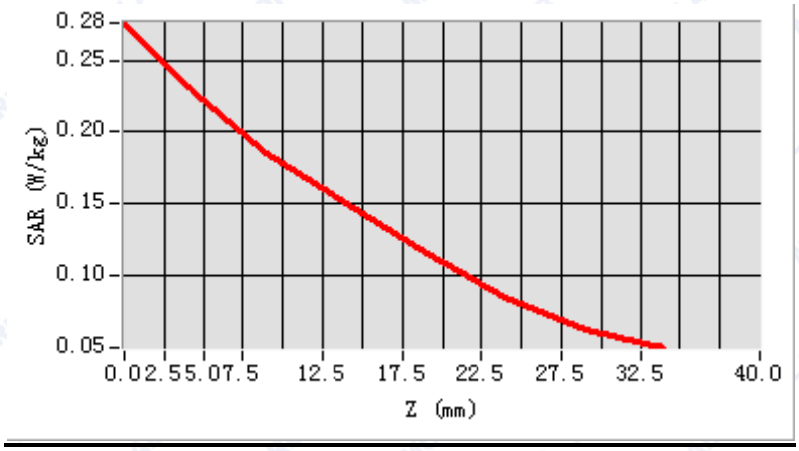

3D screen shot	Hot spot position
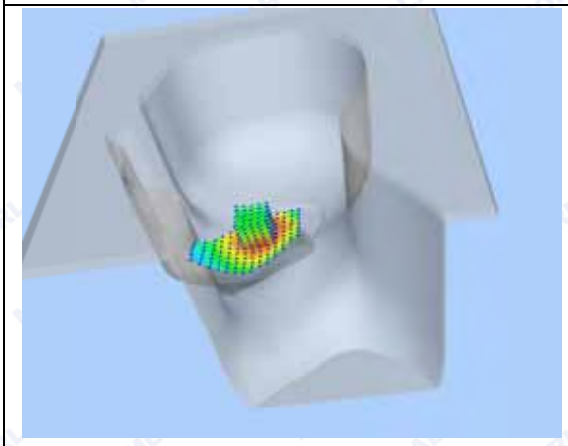	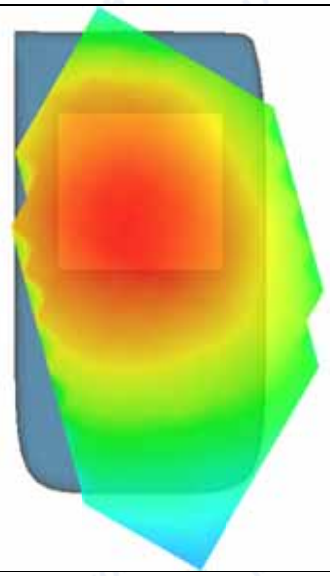

MEASUREMENT 26

Type: Phone measurement (Complete)

Area scan resolution: dx=8mm,dy=8mm

Zoom scan resolution: dx=8mm, dy=8mm, dz=5mm

Date of measurement: 2015.6.3

Measurement duration: 8 minutes 57 seconds

A. Experimental conditions.

Phantom File	sam_direct_droit2_surf8mm.txt
Phantom	Left head
Device Position	Cheek
Band	WCDMA850
Channels	High
Signal	CDMA

B. SAR Measurement Results

High Band SAR (Channel 4233):

Frequency (MHz)	848.800000
Relative permittivity (real part)	41.362849
Conductivity (S/m)	0.913725
Power drift (%)	2.400000
Ambient Temperature:	22.9°C
Liquid Temperature:	22.1°C
ConvF:	6.73
Crest factor:	1:1

SURFACE SAR	VOLUME SAR
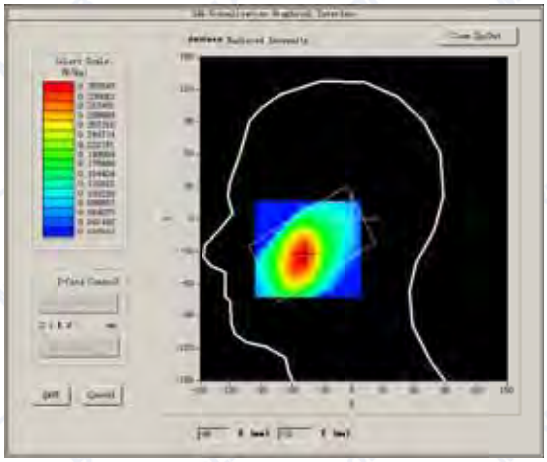	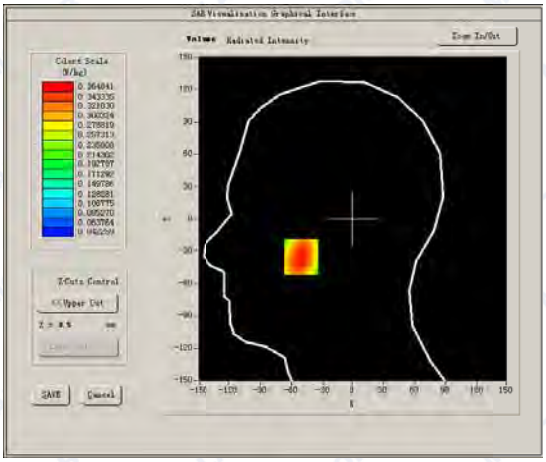

Maximum location: X=-51.00, Y=-35.00
SAR Peak: 0.47 W/kg

SAR 10g (W/Kg)	**0.255543**
SAR 1g (W/Kg)	**0.352760**

Z axis scan

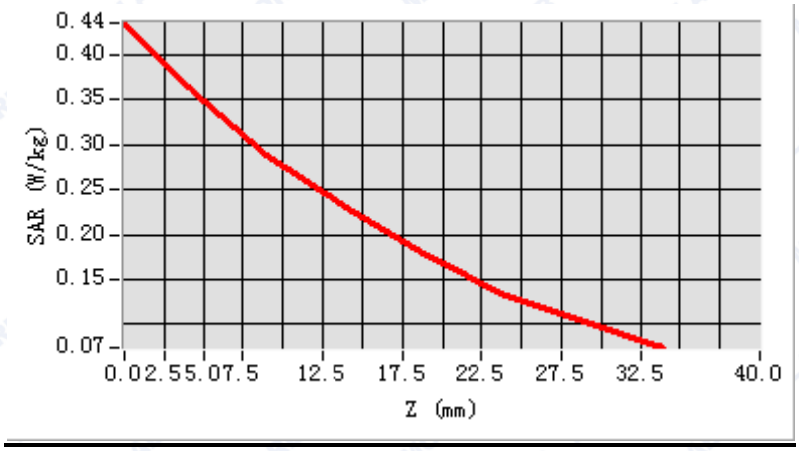

3D screen shot	Hot spot position
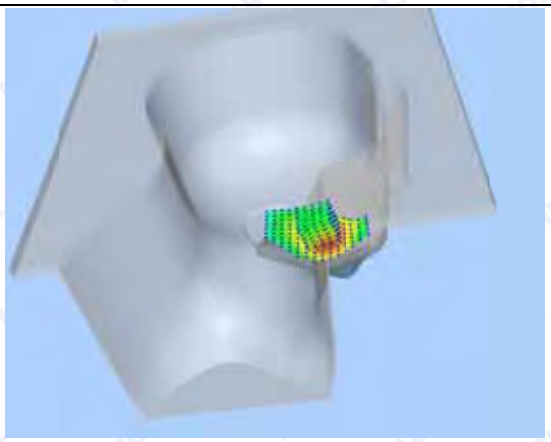	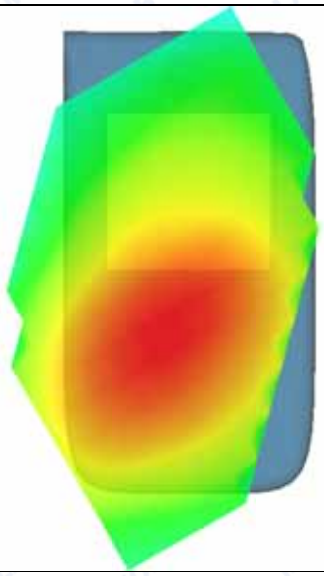

MEASUREMENT 27

Type: Phone measurement (Complete)

Area scan resolution: dx=8mm,dy=8mm

Zoom scan resolution: dx=8mm, dy=8mm, dz=5mm

Date of measurement: 2015.6.3

Measurement duration: 8 minutes 20 seconds

A. Experimental conditions.

Phantom File	sam_direct_droit2_surf8mm.txt
Phantom	Left head
Device Position	Tilt
Band	WCDMA850
Channels	High
Signal	CDMA

B. SAR Measurement Results

High Band SAR (Channel 4233):

Frequency (MHz)	848.800000
Relative permittivity (real part)	41.362849
Conductivity (S/m)	0.913725
Power drift (%)	-3.550000
Ambient Temperature:	22.9°C
Liquid Temperature:	22.1°C
ConvF:	6.73
Crest factor:	1:1

SURFACE SAR	VOLUME SAR
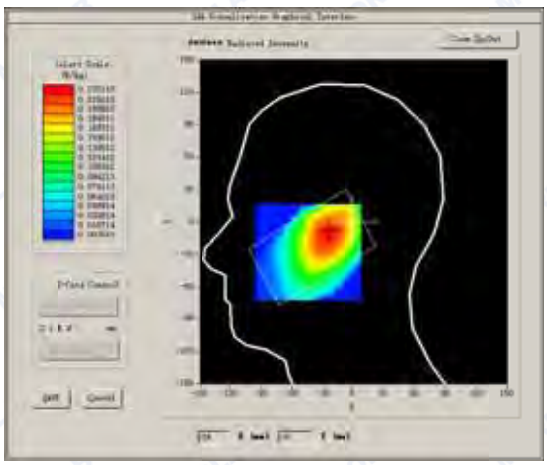	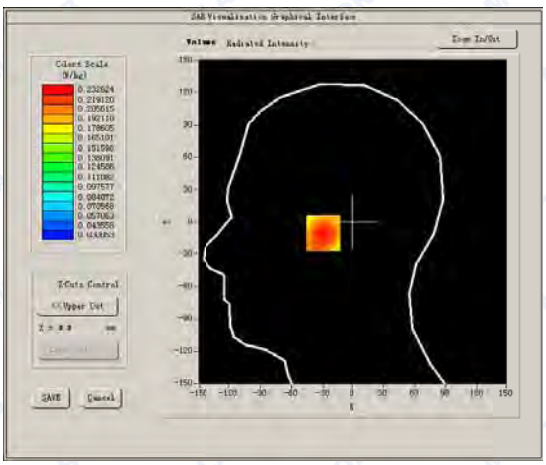

Maximum location: X=-25.00, Y=-10.00
SAR Peak: 0.27 W/kg

SAR 10g (W/Kg)	**0.166460**
SAR 1g (W/Kg)	**0.220969**

Z axis scan

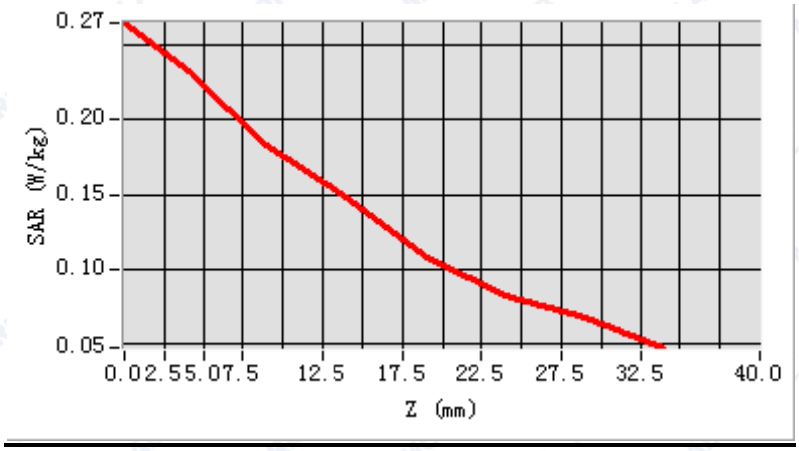

3D screen shot	Hot spot position
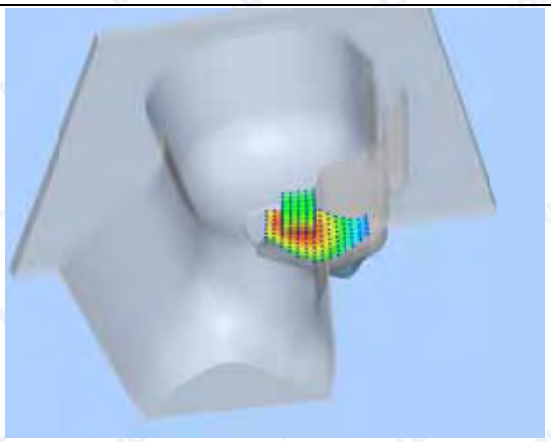	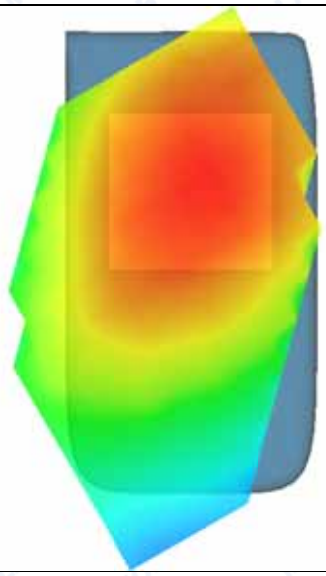

MEASUREMENT 28

Type: Phone measurement (Complete)

Area scan resolution: dx=8mm,dy=8mm

Zoom scan resolution: dx=8mm, dy=8mm, dz=5mm

Date of measurement: 2015.6.3

Measurement duration: 9 minutes 28 seconds

A. Experimental conditions.

Phantom File	surf_sam_plan.txt
Phantom	Validation plane
Device Position	Body
Band	WCDMA850
Channels	High
Signal	CDMA

B. SAR Measurement Results

High Band SAR (Channel 4233):

Frequency (MHz)	848.800000
Relative permittivity (real part)	55.691823
Conductivity (S/m)	0.973824
Power drift (%)	0.130000
Ambient Temperature:	22.9°C
Liquid Temperature:	22.1°C
ConvF:	6.99
Crest factor:	1:1

SURFACE SAR	VOLUME SAR
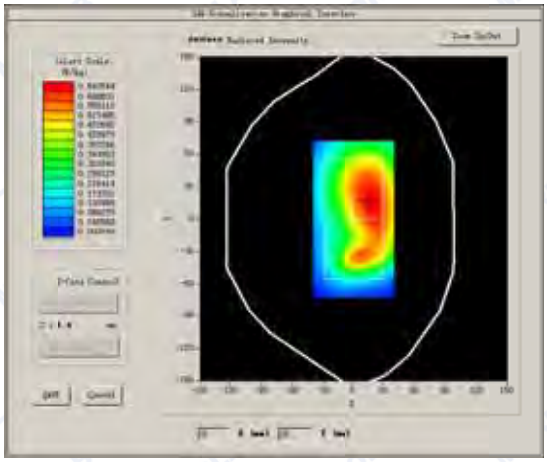	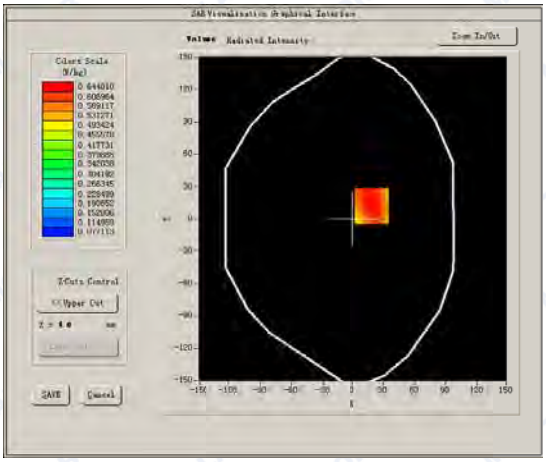

Maximum location: X=19.00, Y=12.00
SAR Peak: 0.85 W/kg

SAR 10g (W/Kg)	**0.506721**
SAR 1g (W/Kg)	**0.671739**

Z axis scan

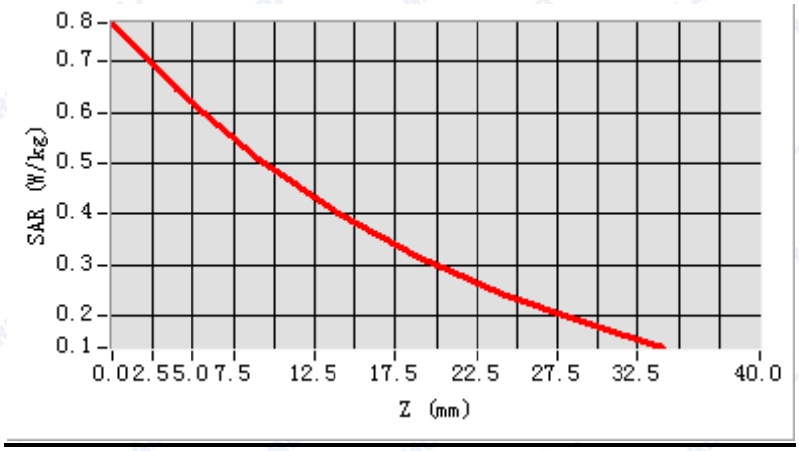

3D screen shot	Hot spot position
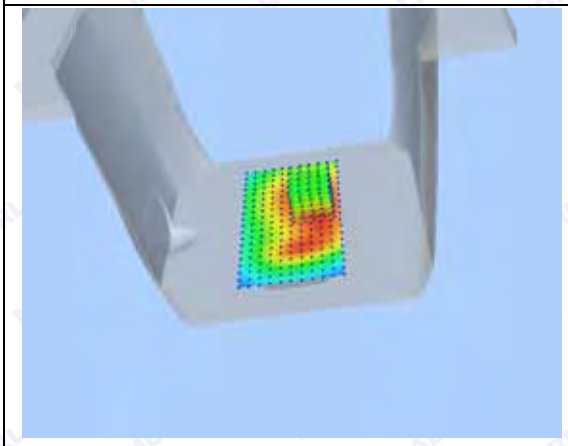	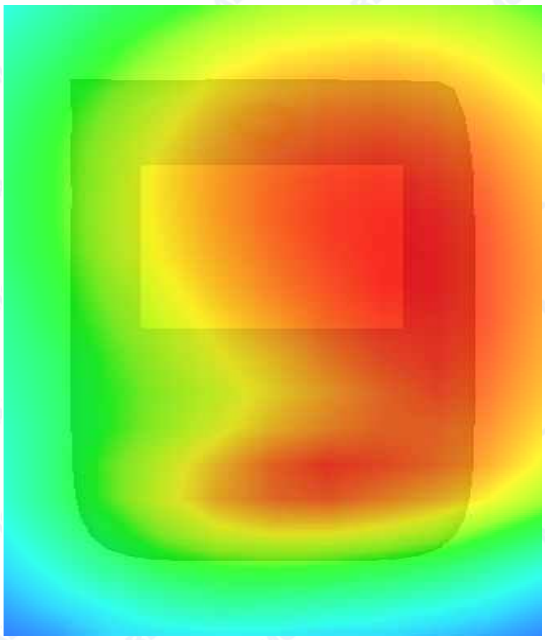

MEASUREMENT 29

Type: Phone measurement (Complete)

Area scan resolution: dx=8mm,dy=8mm

Zoom scan resolution: dx=8mm, dy=8mm, dz=5mm

Date of measurement: 2015.6.3

Measurement duration: 9 minutes 32 seconds

A. Experimental conditions.

Phantom File	surf_sam_plan.txt
Phantom	Validation plane
Device Position	Body
Band	WCDMA850
Channels	High
Signal	CDMA

B. SAR Measurement Results

High Band SAR (Channel 4233):

Frequency (MHz)	848.800000
Relative permittivity (real part)	55.691823
Conductivity (S/m)	0.973824
Power drift (%)	-3.040000
Ambient Temperature:	22.9°C
Liquid Temperature:	22.1°C
ConvF:	6.99
Crest factor:	1:1

SURFACE SAR	VOLUME SAR
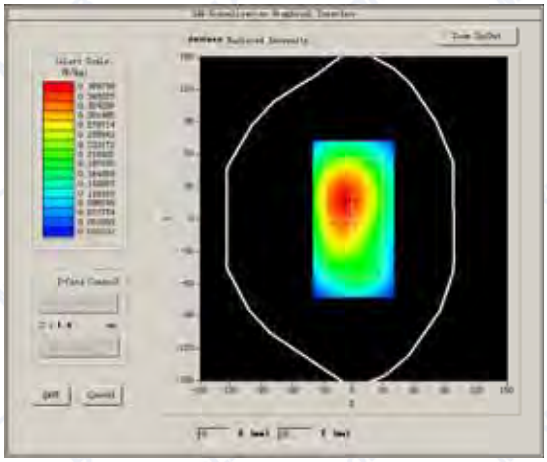	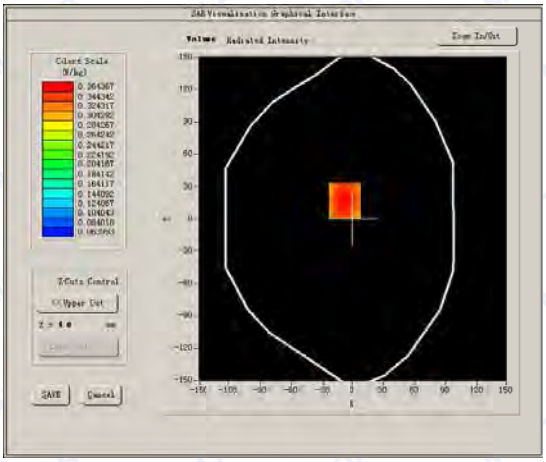

Maximum location: X=-8.00, Y=17.00
SAR Peak: 0.48 W/kg

SAR 10g (W/Kg)	**0.288574**
SAR 1g (W/Kg)	**0.378334**

Z axis scan

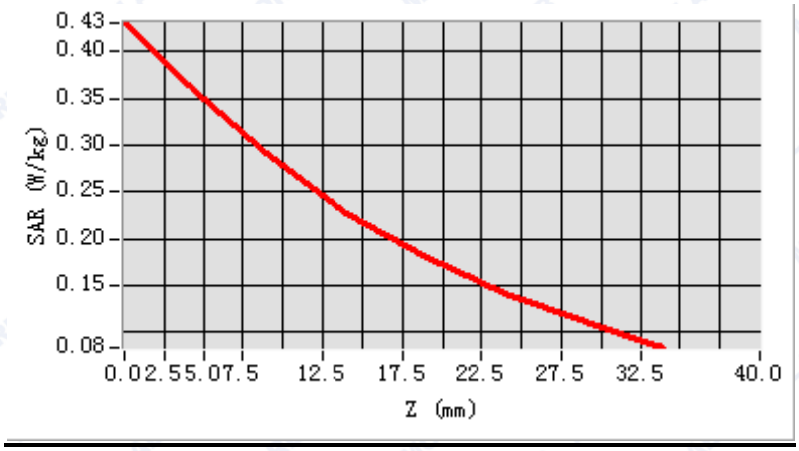

3D screen shot	Hot spot position
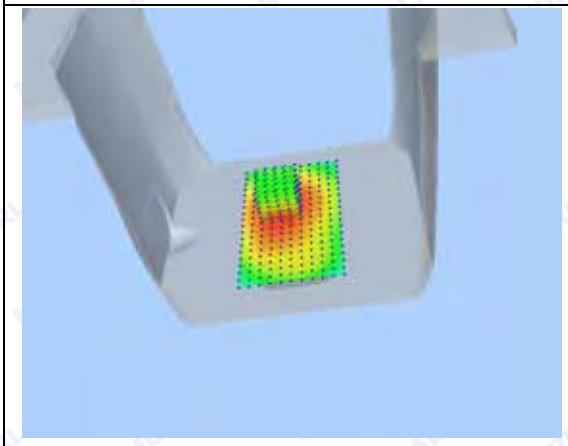	

MEASUREMENT 30

Type: Phone measurement (Complete)

Area scan resolution: dx=8mm,dy=8mm

Zoom scan resolution: dx=8mm, dy=8mm, dz=5mm

Date of measurement: 2015.6.3

Measurement duration: 9 minutes 26 seconds

A. Experimental conditions.

Phantom File	surf_sam_plan.txt
Phantom	Validation plane
Device Position	Body
Band	WCDMA850
Channels	High
Signal	CDMA

B. SAR Measurement Results

High Band SAR (Channel 4233):

Frequency (MHz)	848.800000
Relative permittivity (real part)	55.691823
Conductivity (S/m)	0.973824
Power drift (%)	-1.810000
Ambient Temperature:	22.9°C
Liquid Temperature:	22.1°C
ConvF:	6.99
Crest factor:	1:1

SURFACE SAR	VOLUME SAR
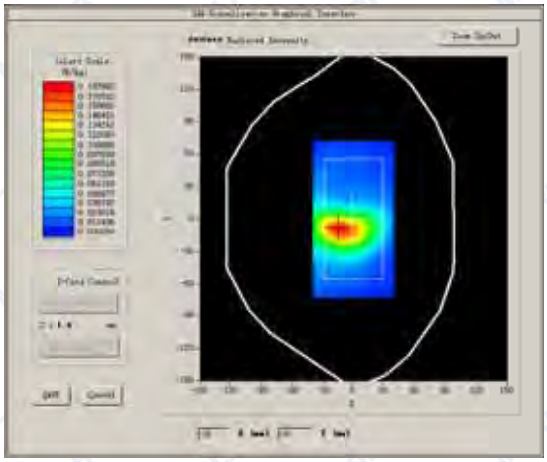	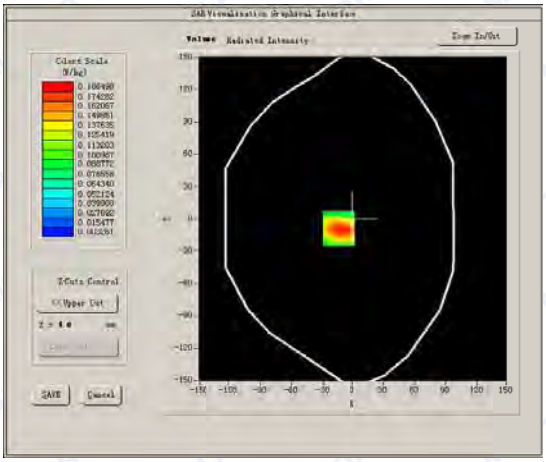

Maximum location: X=-14.00, Y=-9.00
SAR Peak: 0.34 W/kg

SAR 10g (W/Kg)	**0.105021**
SAR 1g (W/Kg)	**0.195036**

Z axis scan

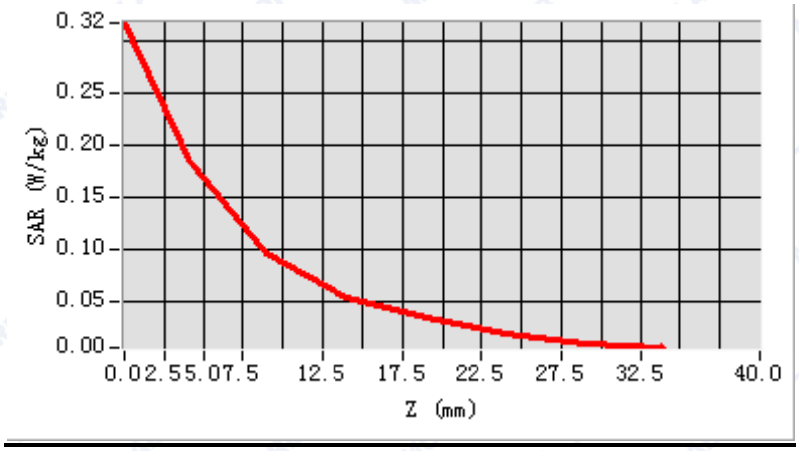

3D screen shot	Hot spot position
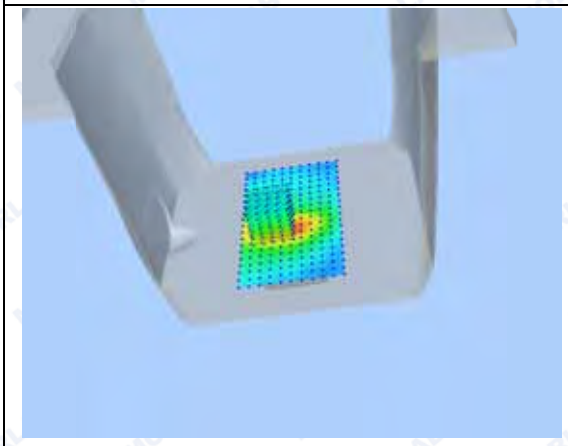	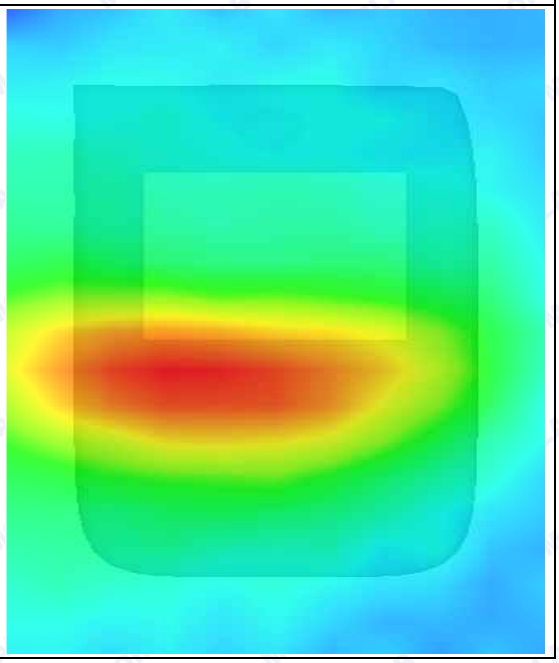

MEASUREMENT 31

Type: Phone measurement (Complete)

Area scan resolution: dx=8mm,dy=8mm

Zoom scan resolution: dx=8mm, dy=8mm, dz=5mm

Date of measurement: 2015.6.3

Measurement duration: 9 minutes 29 seconds

A. Experimental conditions.

Phantom File	surf_sam_plan.txt
Phantom	Validation plane
Device Position	Body
Band	WCDMA850
Channels	High
Signal	CDMA

B. SAR Measurement Results

High Band SAR (Channel 4233):

Frequency (MHz)	848.800000
Relative permittivity (real part)	55.691823
Conductivity (S/m)	0.973824
Power drift (%)	-2.830000
Ambient Temperature:	22.9°C
Liquid Temperature:	22.1°C
ConvF:	6.99
Crest factor:	1:1

SURFACE SAR	VOLUME SAR
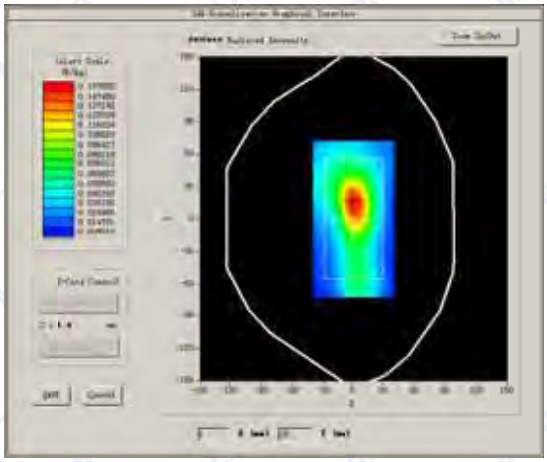	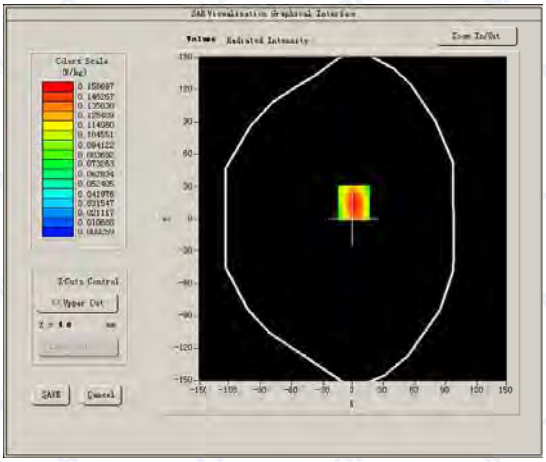

Maximum location: X=1.00, Y=15.00
SAR Peak: 0.28 W/kg

SAR 10g (W/Kg)	**0.085131**
SAR 1g (W/Kg)	**0.162823**

Z axis scan

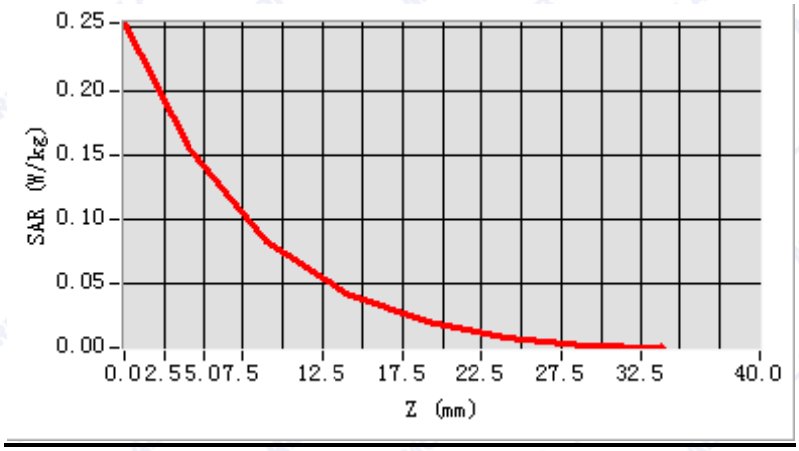

3D screen shot	Hot spot position
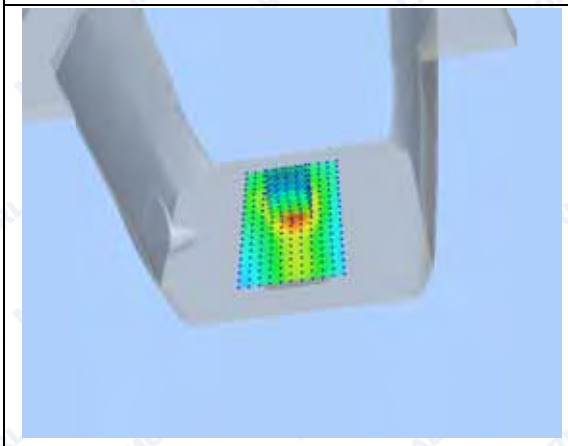	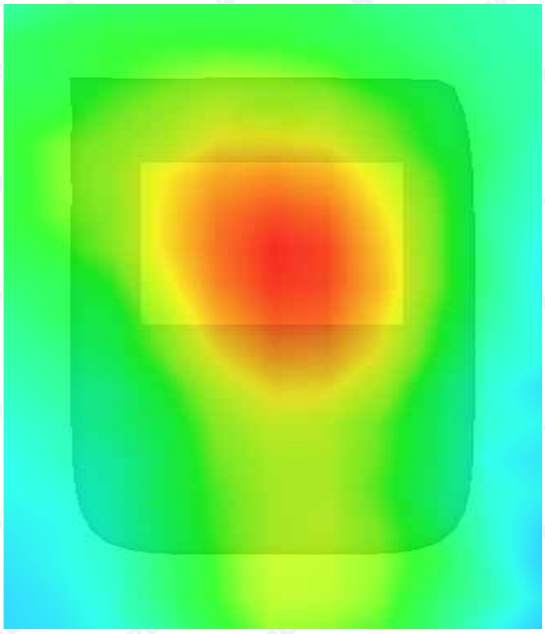

MEASUREMENT 32

Type: Phone measurement (Complete)

Area scan resolution: dx=8mm,dy=8mm

Zoom scan resolution: dx=8mm, dy=8mm, dz=5mm

Date of measurement: 2015.6.3

Measurement duration: 9 minutes 30 seconds

A. Experimental conditions.

Phantom File	surf_sam_plan.txt
Phantom	Validation plane
Device Position	Body
Band	WCDMA850
Channels	Middle
Signal	CDMA

B. SAR Measurement Results

Middle Band SAR (Channel 4233):

Frequency (MHz)	848.800000
Relative permittivity (real part)	55.691823
Conductivity (S/m)	0.973824
Power drift (%)	-0.040000
Ambient Temperature:	22.9°C
Liquid Temperature:	22.1°C
ConvF:	6.99
Crest factor:	1:1

SURFACE SAR	VOLUME SAR
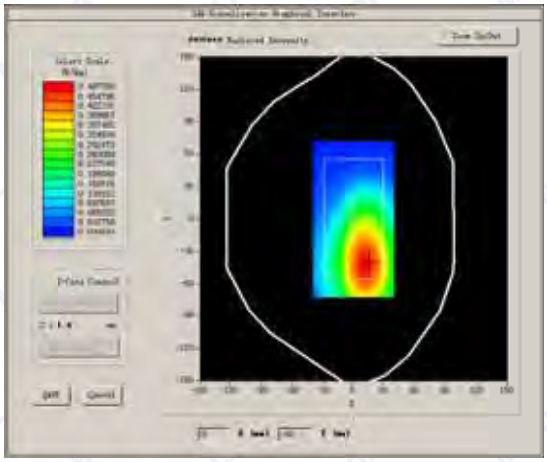	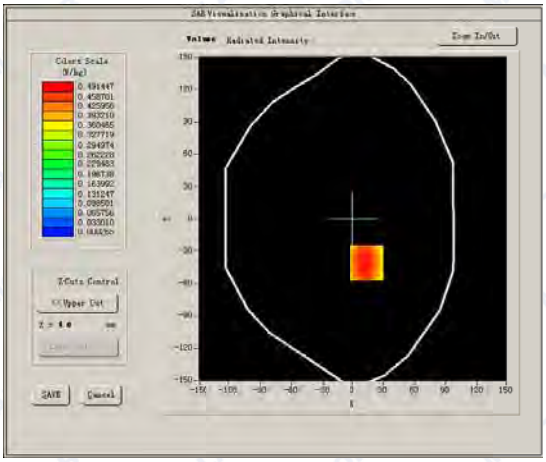

Maximum location: X=14.00, Y=-41.00
SAR Peak: 1.47 W/kg

SAR 10g (W/Kg)	**0.276885**
SAR 1g (W/Kg)	**0.633221**

Z axis scan

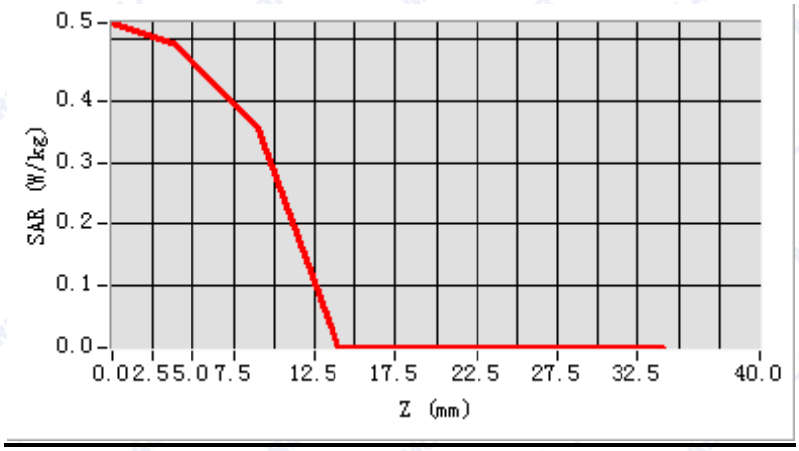

3D screen shot	Hot spot position
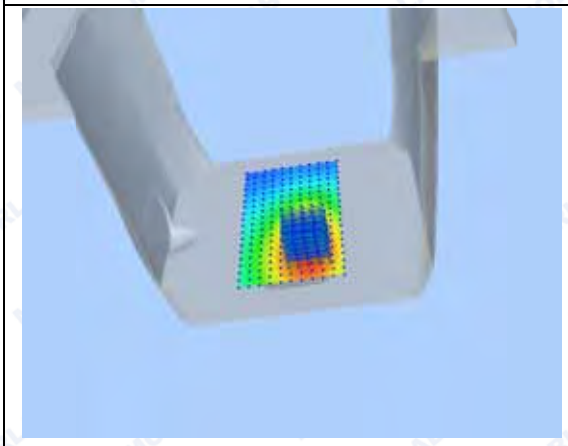	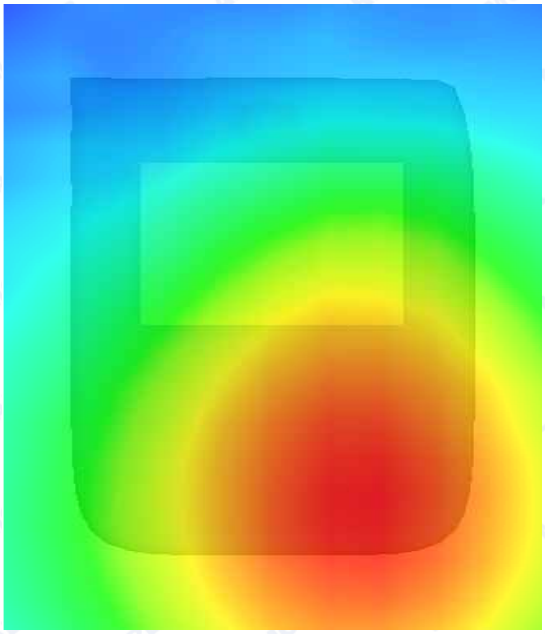

MEASUREMENT 33

Type: Phone measurement (Complete)

Area scan resolution: dx=8mm,dy=8mm

Zoom scan resolution: dx=8mm, dy=8mm, dz=5mm

Date of measurement: 2015.6.4

Measurement duration: 9 minutes 6 seconds

A. Experimental conditions.

Phantom File	sam_direct_droit2_surf8mm.txt
Phantom	Right head
Device Position	Cheek
Band	WCDMA1900
Channels	Middle
Signal	CDMA

B. SAR Measurement Results

Middle Band SAR (Channel 9400):

Frequency (MHz)	1880.000000
Relative permittivity (real part)	39.981672
Conductivity (S/m)	1.410935
Power drift (%)	2.090000
Ambient Temperature:	22.9°C
Liquid Temperature:	22.1°C
ConvF:	6.00
Crest factor:	1:1

SURFACE SAR	VOLUME SAR
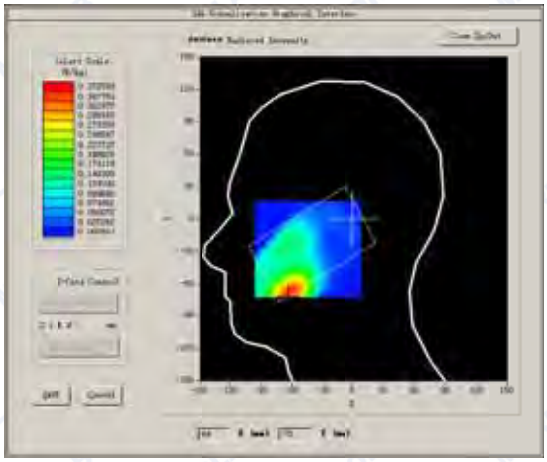	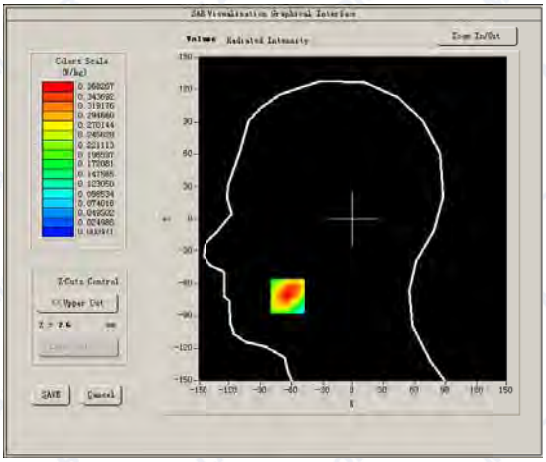

Maximum location: X=-64.00, Y=-72.00
SAR Peak: 0.60 W/kg

SAR 10g (W/Kg)	**0.182999**
SAR 1g (W/Kg)	**0.353158**

Z axis scan

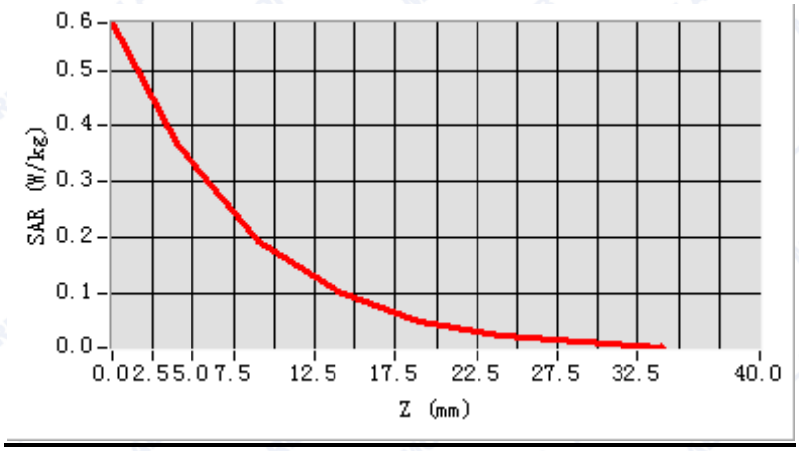

3D screen shot	Hot spot position
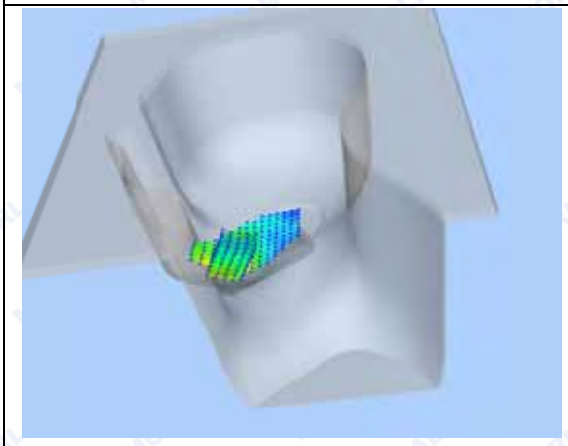	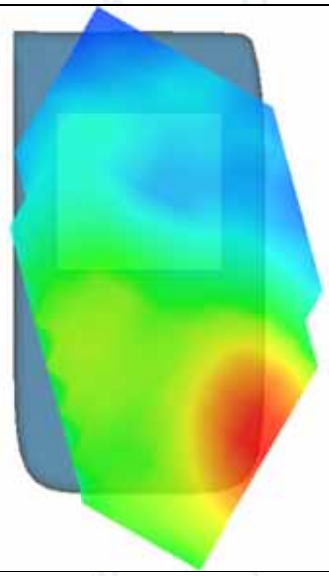

MEASUREMENT 34

Type: Phone measurement (Complete)

Area scan resolution: dx=8mm,dy=8mm

Zoom scan resolution: dx=8mm, dy=8mm, dz=5mm

Date of measurement: 2015.6.4

Measurement duration: 7 minutes 54 seconds

A. Experimental conditions.

Phantom File	sam_direct_droit2_surf8mm.txt
Phantom	Right head
Device Position	Tilt
Band	WCDMA1900
Channels	Middle
Signal	CDMA

B. SAR Measurement Results

Middle Band SAR (Channel 9400):

Frequency (MHz)	1880.000000
Relative permittivity (real part)	39.981672
Conductivity (S/m)	1.410935
Power drift (%)	-2.710000
Ambient Temperature:	22.9°C
Liquid Temperature:	22.1°C
ConvF:	6.00
Crest factor:	1:1

SURFACE SAR	VOLUME SAR
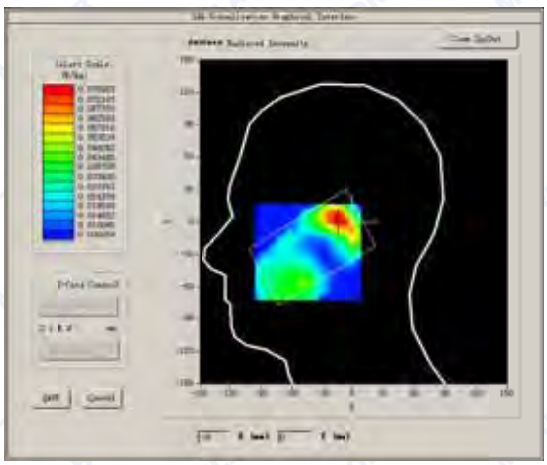	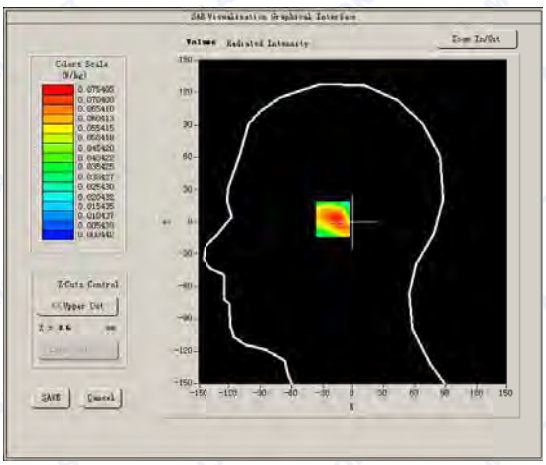

Maximum location: X=-16.00, Y=3.00
SAR Peak: 0.15 W/kg

SAR 10g (W/Kg)	**0.035231**
SAR 1g (W/Kg)	**0.073027**

Z axis scan

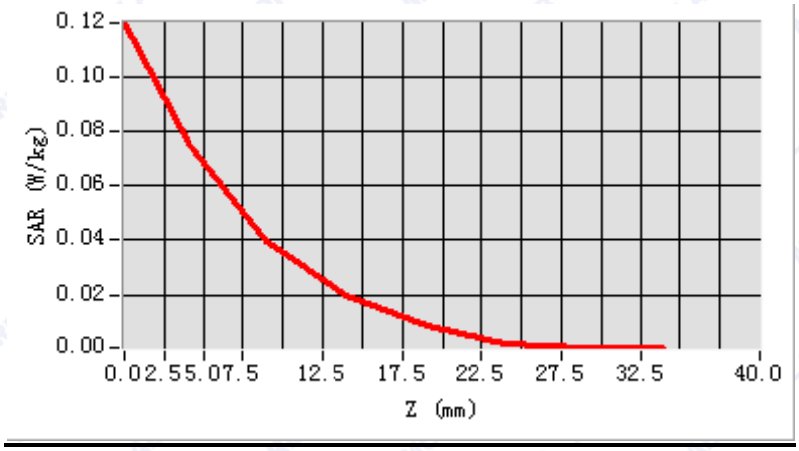

3D screen shot	Hot spot position
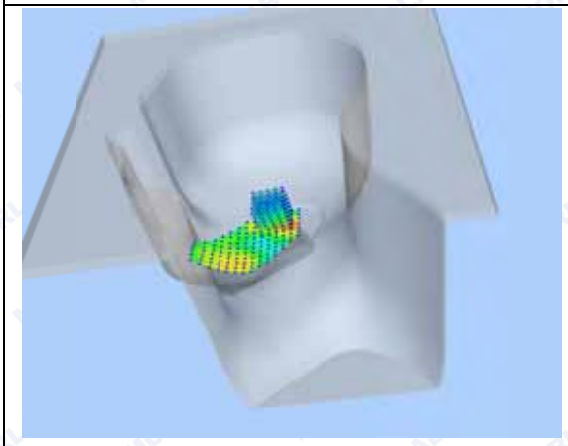	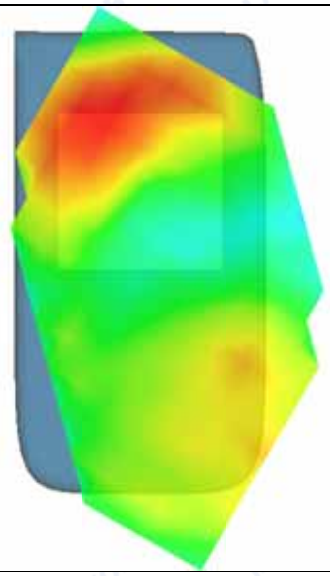

MEASUREMENT 35

Type: Phone measurement (Complete)

Area scan resolution: dx=8mm,dy=8mm

Zoom scan resolution: dx=8mm, dy=8mm, dz=5mm

Date of measurement: 2015.6.4

Measurement duration: 9 minutes 37 seconds

A. Experimental conditions.

Phantom File	sam_direct_droit2_surf8mm.txt
Phantom	Left head
Device Position	Cheek
Band	WCDMA1900
Channels	Middle
Signal	CDMA

B. SAR Measurement Results

Middle Band SAR (Channel 9400):

Frequency (MHz)	1880.000000
Relative permittivity (real part)	39.981672
Conductivity (S/m)	1.410935
Power drift (%)	1.240000
Ambient Temperature:	22.9°C
Liquid Temperature:	22.1°C
ConvF:	6.00
Crest factor:	1:1

SURFACE SAR	VOLUME SAR
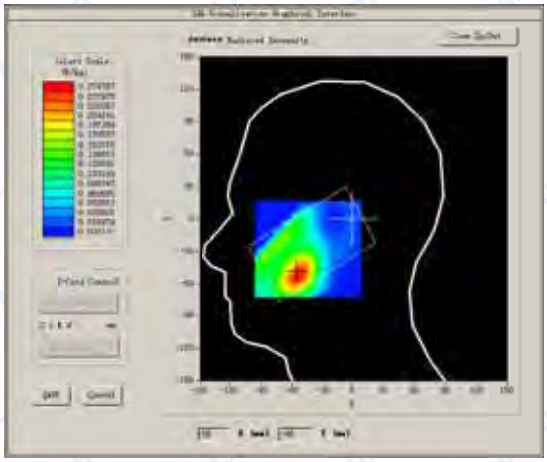	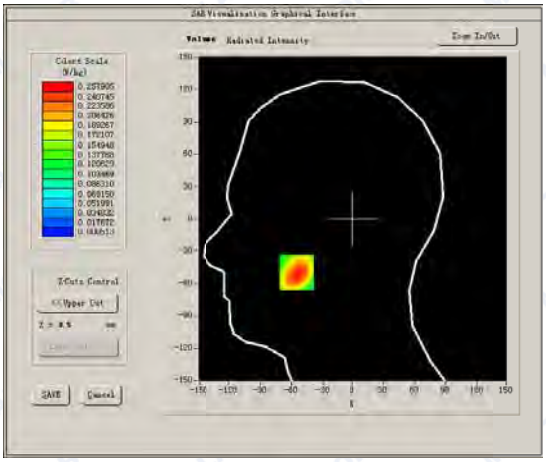

Maximum location: X=-55.00, Y=-50.00
SAR Peak: 0.41 W/kg

SAR 10g (W/Kg)	**0.134731**
SAR 1g (W/Kg)	**0.247543**

Z axis scan

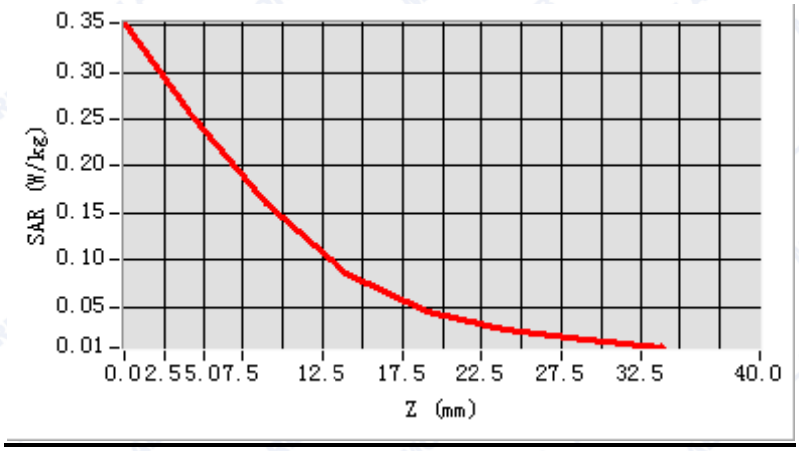

3D screen shot	Hot spot position
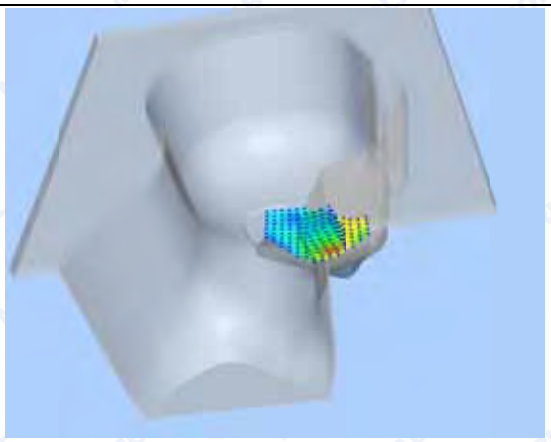	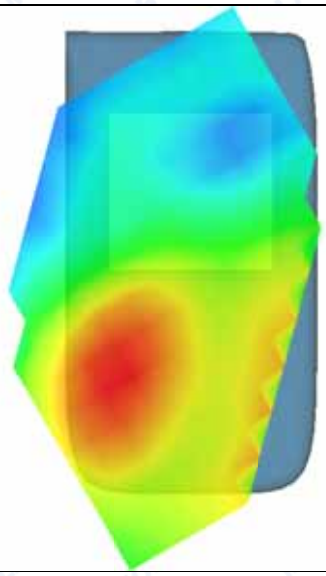

MEASUREMENT 36

Type: Phone measurement (Complete)

Area scan resolution: dx=8mm,dy=8mm

Zoom scan resolution: dx=8mm, dy=8mm, dz=5mm

Date of measurement: 2015.6.4

Measurement duration: 7 minutes 51 seconds

A. Experimental conditions.

Phantom File	sam_direct_droit2_surf8mm.txt
Phantom	Left head
Device Position	Tilt
Band	WCDMA1900
Channels	Middle
Signal	CDMA

B. SAR Measurement Results

Middle Band SAR (Channel 9400):

Frequency (MHz)	1880.000000
Relative permittivity (real part)	39.981672
Conductivity (S/m)	1.410935
Power drift (%)	3.480000
Ambient Temperature:	22.9°C
Liquid Temperature:	22.1°C
ConvF:	6.00
Crest factor:	1:1

SURFACE SAR	VOLUME SAR
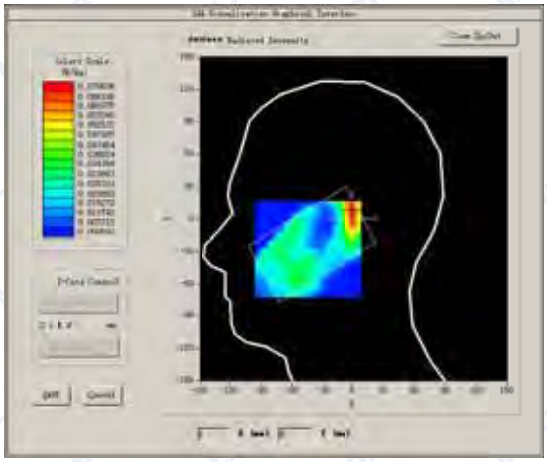	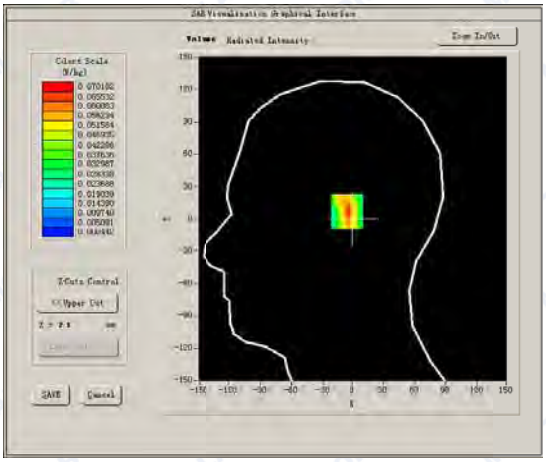

Maximum location: X=0.00, Y=7.00
SAR Peak: 0.11 W/kg

SAR 10g (W/Kg)	**0.029717**
SAR 1g (W/Kg)	**0.063003**

Z axis scan

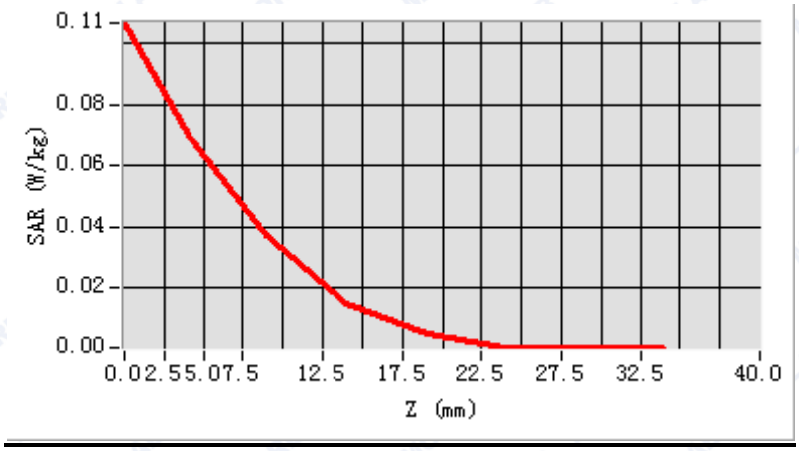

3D screen shot	Hot spot position
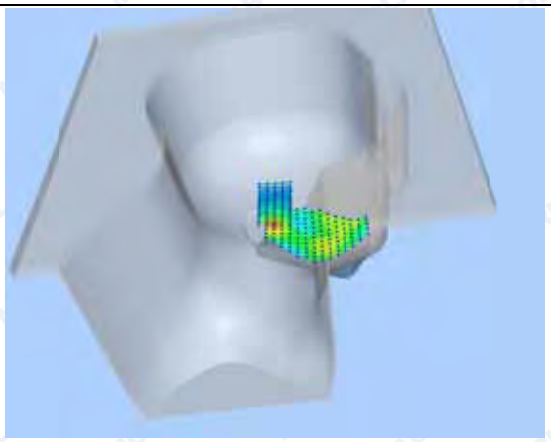	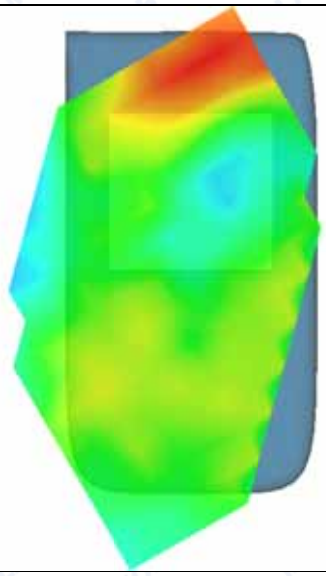

MEASUREMENT 37

Type: Phone measurement (Complete)

Area scan resolution: dx=8mm,dy=8mm

Zoom scan resolution: dx=8mm, dy=8mm, dz=5mm

Date of measurement: 2015.6.4

Measurement duration: 9 minutes 29 seconds

A. Experimental conditions.

Phantom File	surf_sam_plan.txt
Phantom	Validation plane
Device Position	Body
Band	WCDMA1900
Channels	Low
Signal	CDMA

B. SAR Measurement Results

Low Band SAR (Channel 9262):

Frequency (MHz)	1852.400000
Relative permittivity (real part)	53.103824
Conductivity (S/m)	1.534291
Power drift (%)	1.400000
Ambient Temperature:	22.9°C
Liquid Temperature:	22.1°C
ConvF:	6.17
Crest factor:	1:1

SURFACE SAR	VOLUME SAR
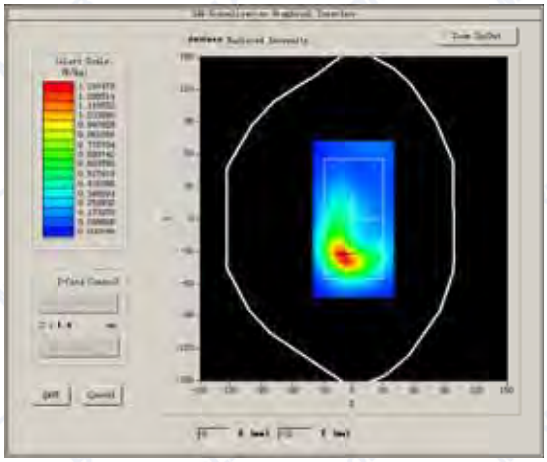	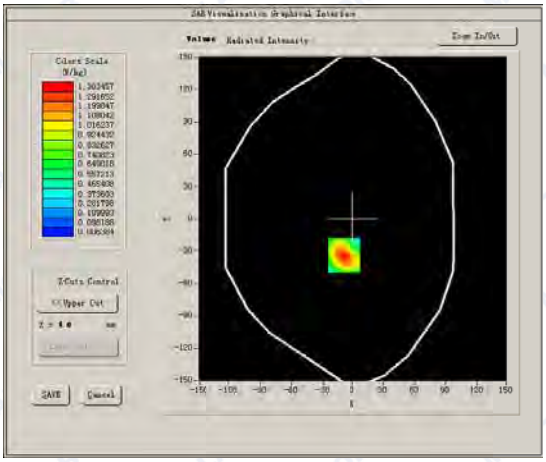

Maximum location: X=-9.00, Y=-34.00
SAR Peak: 2.45 W/kg

SAR 10g (W/Kg)	**0.718510**
SAR 1g (W/Kg)	**1.324324**

Z axis scan

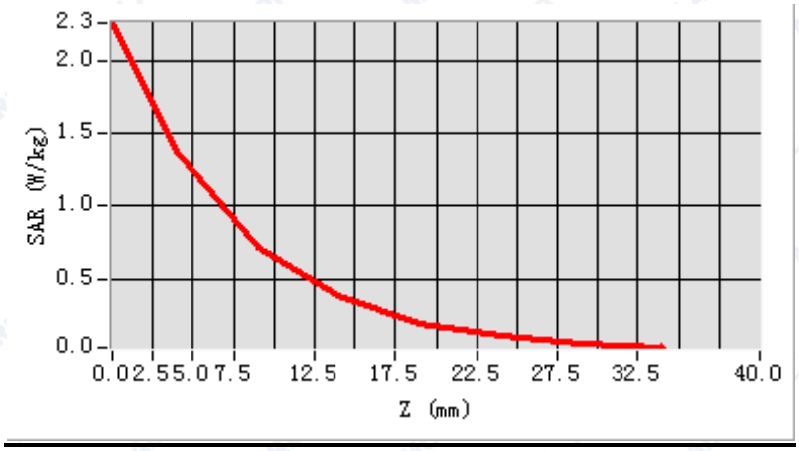

3D screen shot	Hot spot position
	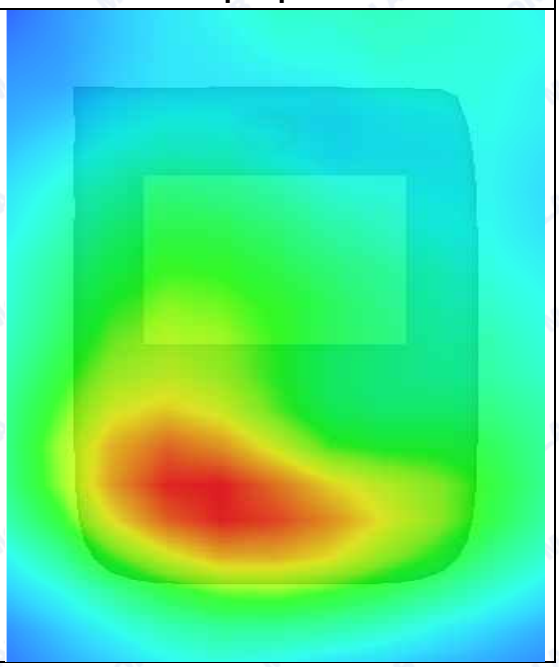

MEASUREMENT 38

Type: Phone measurement (Complete)

Area scan resolution: dx=8mm,dy=8mm

Zoom scan resolution: dx=8mm, dy=8mm, dz=5mm

Date of measurement: 2015.6.4

Measurement duration: 9 minutes 31 seconds

A. Experimental conditions.

Phantom File	surf_sam_plan.txt
Phantom	Validation plane
Device Position	Body
Band	WCDMA1900
Channels	Middle
Signal	CDMA

B. SAR Measurement Results

Middle Band SAR (Channel 9400):

Frequency (MHz)	1880.000000
Relative permittivity (real part)	53.103824
Conductivity (S/m)	1.534291
Power drift (%)	-2.140000
Ambient Temperature:	22.9°C
Liquid Temperature:	22.1°C
ConvF:	6.17
Crest factor:	1:1

SURFACE SAR	VOLUME SAR
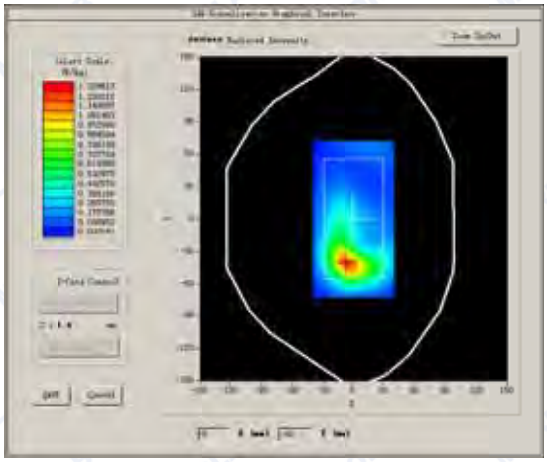	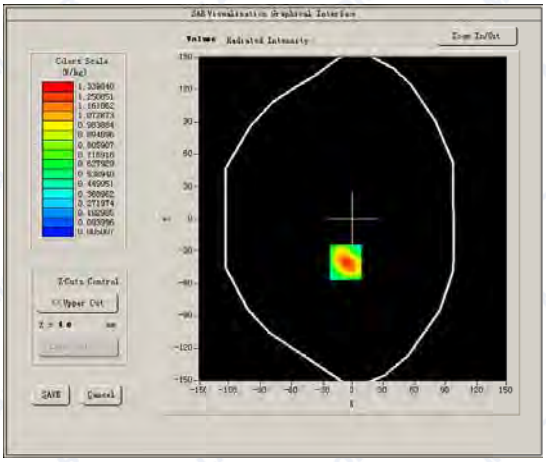

Maximum location: X=-7.00, Y=-40.00
SAR Peak: 2.39 W/kg

SAR 10g (W/Kg)	**0.688259**
SAR 1g (W/Kg)	**1.373527**

Z axis scan

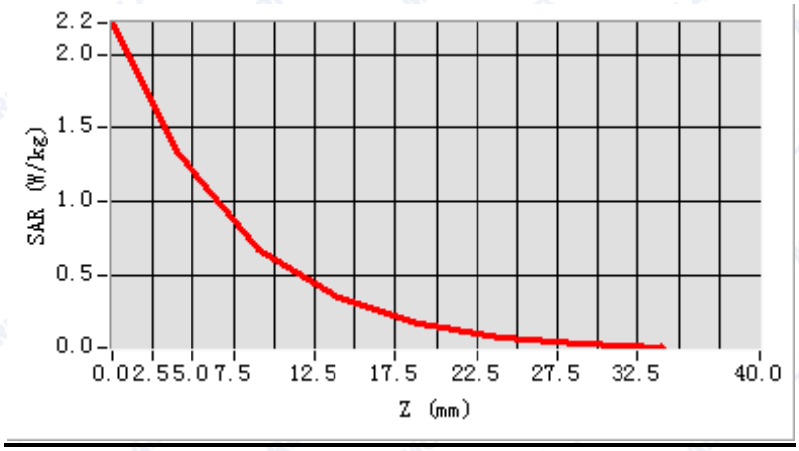

3D screen shot	Hot spot position
	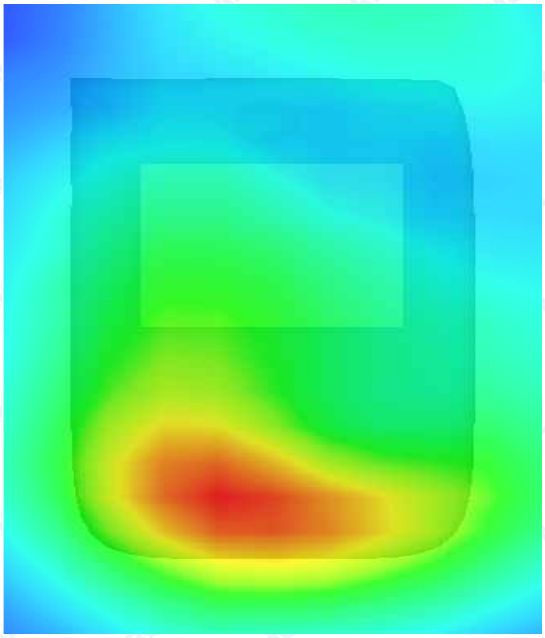

MEASUREMENT 39

Type: Phone measurement (Complete)

Area scan resolution: dx=8mm,dy=8mm

Zoom scan resolution: dx=8mm, dy=8mm, dz=5mm

Date of measurement: 2015.6.4

Measurement duration: 9 minutes 30 seconds

A. Experimental conditions.

Phantom File	surf_sam_plan.txt
Phantom	Validation plane
Device Position	Body
Band	WCDMA1900
Channels	High
Signal	CDMA

B. SAR Measurement Results

High Band SAR (Channel 9538):

Frequency (MHz)	1907.600000
Relative permittivity (real part)	53.103824
Conductivity (S/m)	1.534291
Power drift (%)	1.820000
Ambient Temperature:	22.9°C
Liquid Temperature:	22.1°C
ConvF:	6.17
Crest factor:	1:1

SURFACE SAR	VOLUME SAR
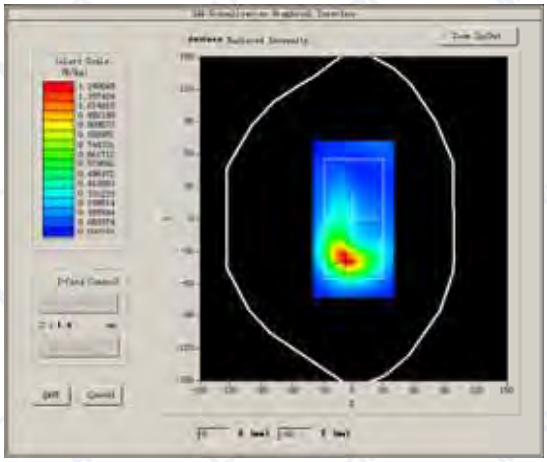	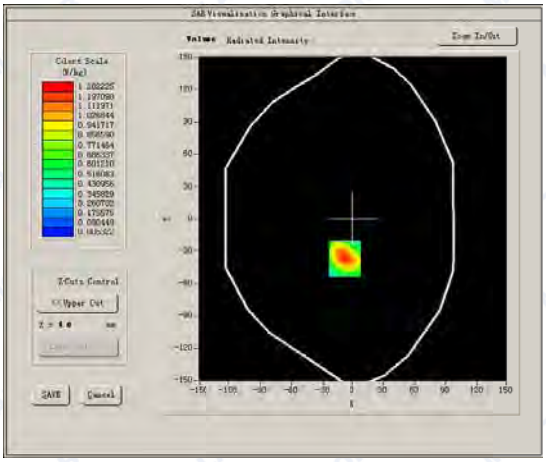

Maximum location: X=-8.00, Y=-37.00
SAR Peak: 2.30 W/kg

SAR 10g (W/Kg)	**0.656764**
SAR 1g (W/Kg)	**1.315582**

Z axis scan

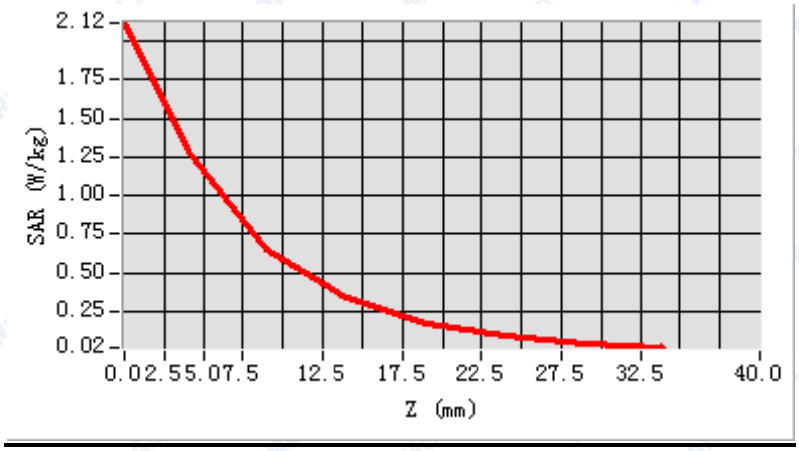

3D screen shot	Hot spot position
	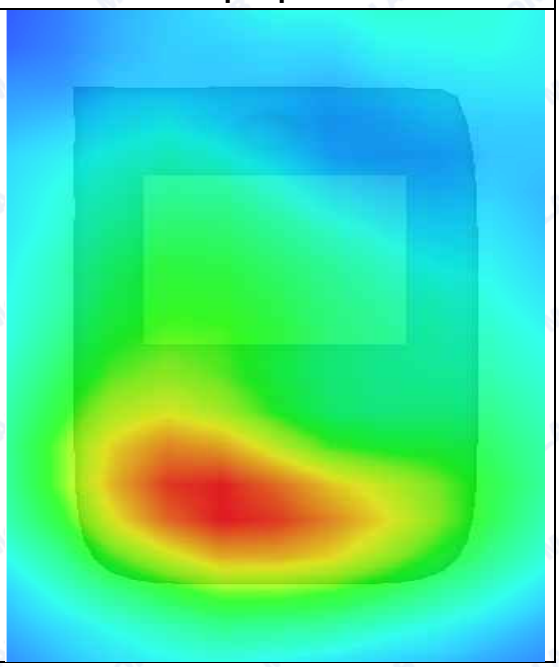

MEASUREMENT 40

Type: Phone measurement (Complete)

Area scan resolution: dx=8mm,dy=8mm

Zoom scan resolution: dx=8mm, dy=8mm, dz=5mm

Date of measurement: 2015.6.4

Measurement duration: 9 minutes 31 seconds

A. Experimental conditions.

Phantom File	surf_sam_plan.txt
Phantom	Validation plane
Device Position	Body
Band	WCDMA1900
Channels	Middle
Signal	CDMA

B. SAR Measurement Results

Middle Band SAR (Channel 9400):

Frequency (MHz)	1880.000000
Relative permittivity (real part)	53.103824
Conductivity (S/m)	1.534291
Power drift (%)	-2.140000
Ambient Temperature:	22.9°C
Liquid Temperature:	22.1°C
ConvF:	6.17
Crest factor:	1:1

SURFACE SAR	VOLUME SAR
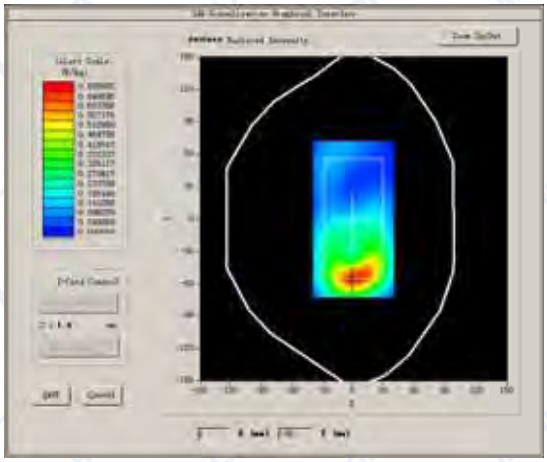	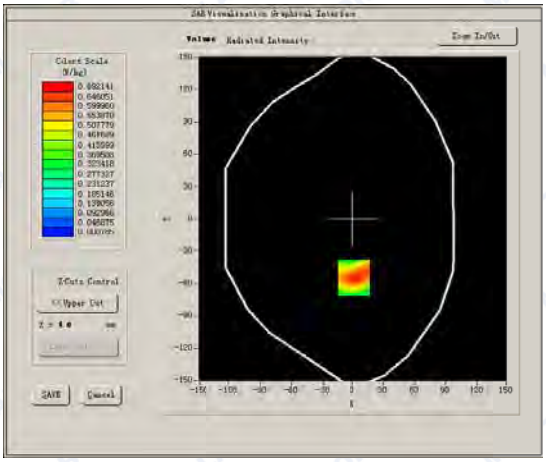

Maximum location: X=1.00, Y=-55.00
SAR Peak: 1.23 W/kg

SAR 10g (W/Kg)	**0.377676**
SAR 1g (W/Kg)	**0.718503**

Z axis scan

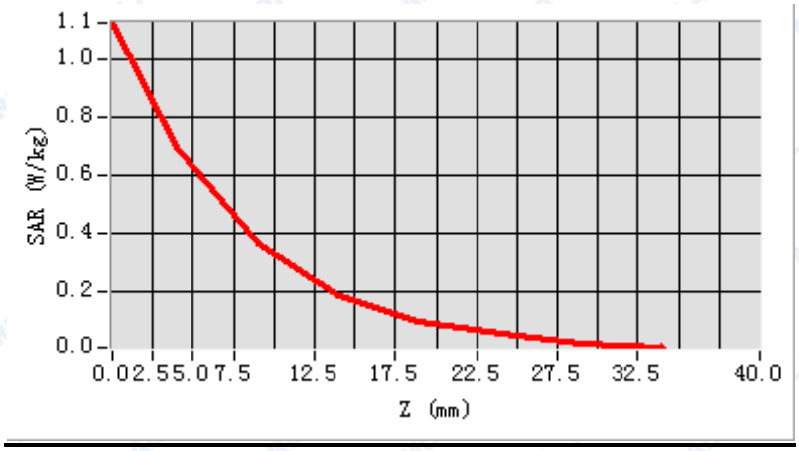

3D screen shot	Hot spot position
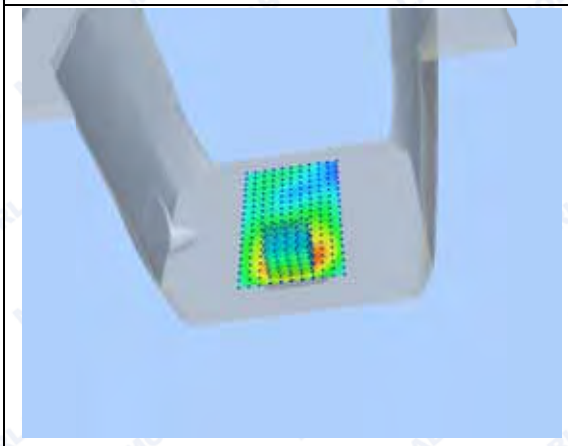	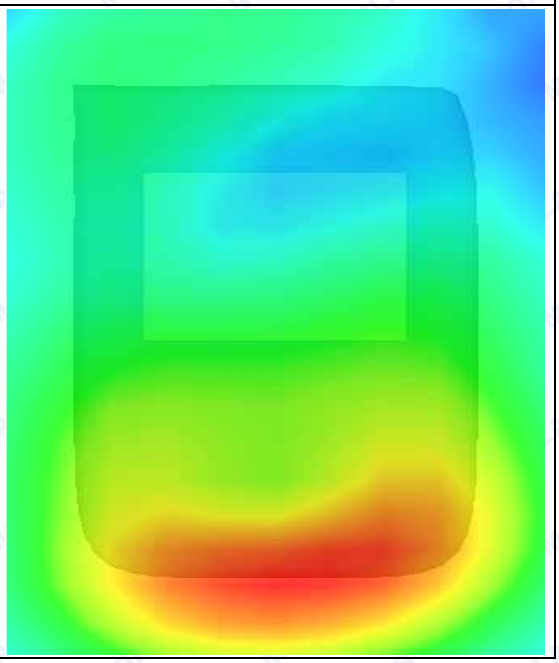

MEASUREMENT 41

Type: Phone measurement (Complete)

Area scan resolution: dx=8mm,dy=8mm

Zoom scan resolution: dx=8mm, dy=8mm, dz=5mm

Date of measurement: 2015.6.4

Measurement duration: 9 minutes 29 seconds

A. Experimental conditions.

Phantom File	surf_sam_plan.txt
Phantom	Validation plane
Device Position	Body
Band	WCDMA1900
Channels	Low
Signal	CDMA

B. SAR Measurement Results

Low Band SAR (Channel 9262):

Frequency (MHz)	1852.400000
Relative permittivity (real part)	53.103824
Conductivity (S/m)	1.534291
Power drift (%)	0.770000
Ambient Temperature:	22.9°C
Liquid Temperature:	22.1°C
ConvF:	6.17
Crest factor:	1:1

SURFACE SAR	VOLUME SAR
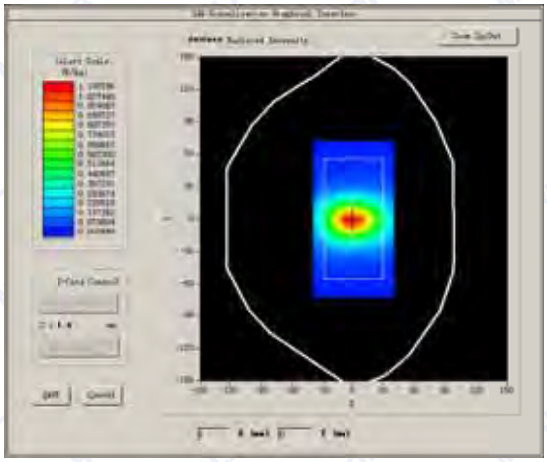	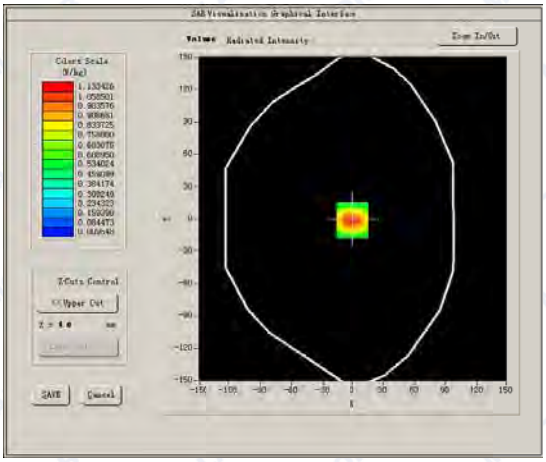

Maximum location: X=-1.00, Y=-1.00
SAR Peak: 1.96 W/kg

SAR 10g (W/Kg)	**0.607075**
SAR 1g (W/Kg)	**1.169181**

Z axis scan

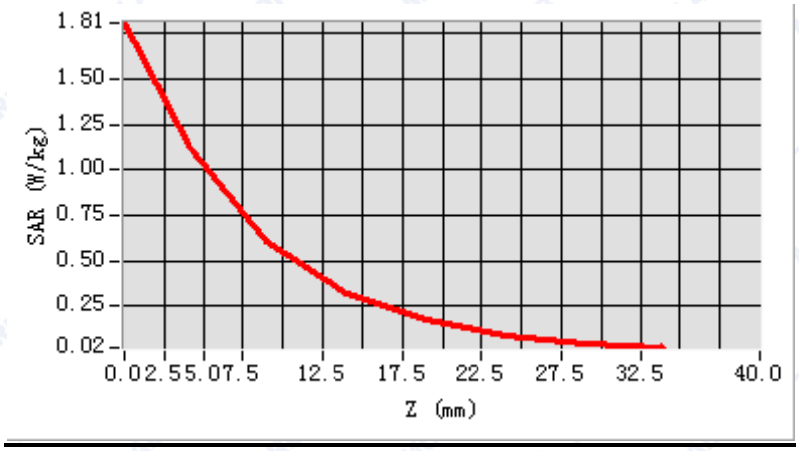

3D screen shot	Hot spot position
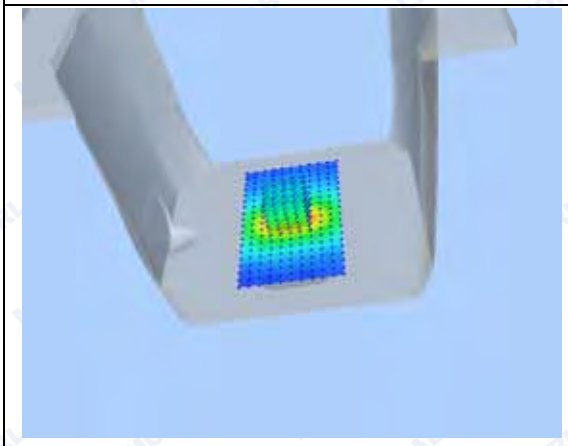	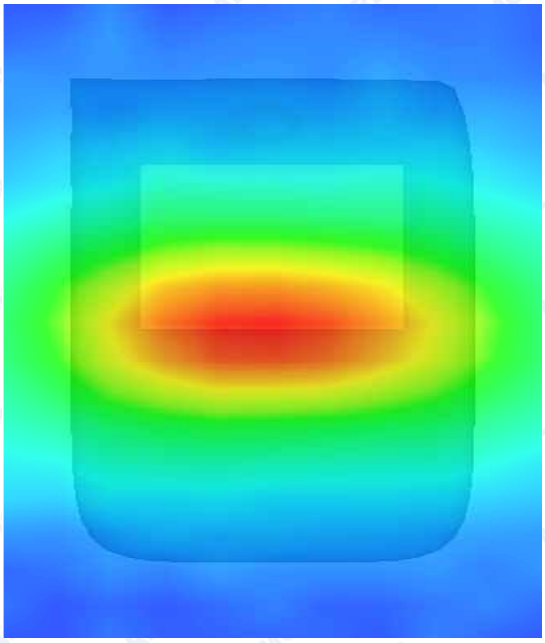

MEASUREMENT 42

Type: Phone measurement (Complete)

Area scan resolution: dx=8mm,dy=8mm

Zoom scan resolution: dx=8mm, dy=8mm, dz=5mm

Date of measurement: 2015.6.4

Measurement duration: 9 minutes 31 seconds

A. Experimental conditions.

Phantom File	surf_sam_plan.txt
Phantom	Validation plane
Device Position	Body
Band	WCDMA1900
Channels	Middle
Signal	CDMA

B. SAR Measurement Results

Middle Band SAR (Channel 9400):

Frequency (MHz)	1880.000000
Relative permittivity (real part)	53.103824
Conductivity (S/m)	1.534291
Power drift (%)	-2.140000
Ambient Temperature:	22.9°C
Liquid Temperature:	22.1°C
ConvF:	6.17
Crest factor:	1:1

SURFACE SAR	VOLUME SAR
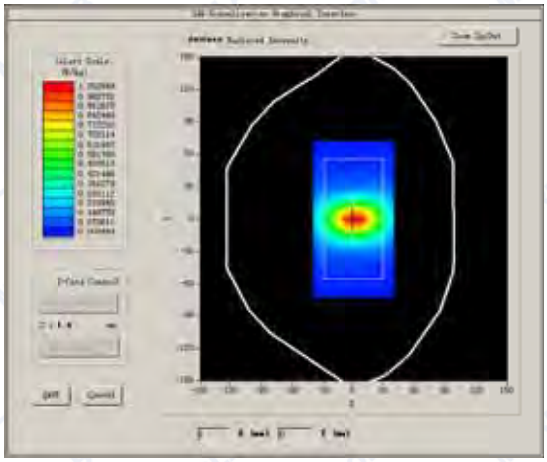	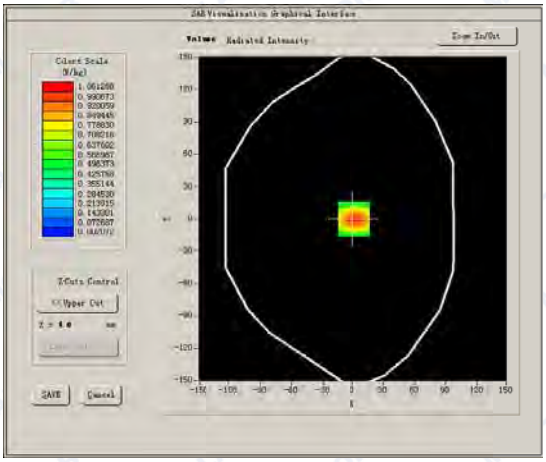

Maximum location: X=1.00, Y=0.00
SAR Peak: 1.89 W/kg

SAR 10g (W/Kg)	**0.565281**
SAR 1g (W/Kg)	**1.095897**

Z axis scan

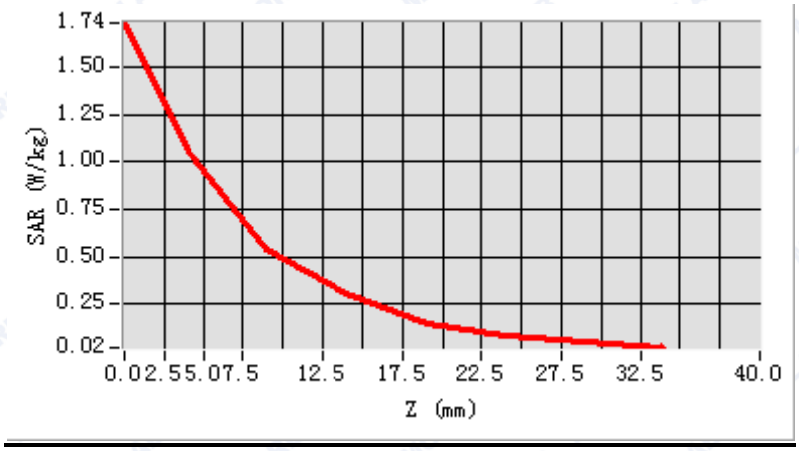

3D screen shot	Hot spot position
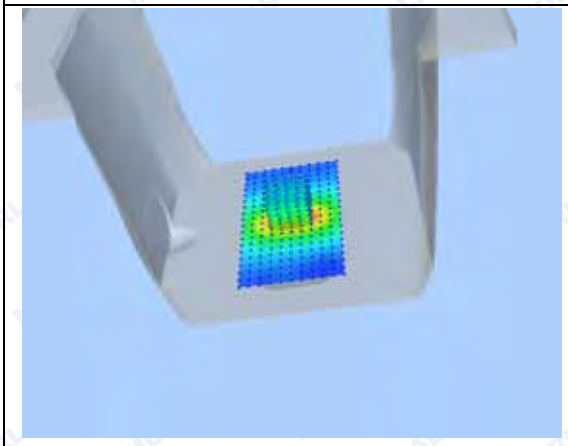	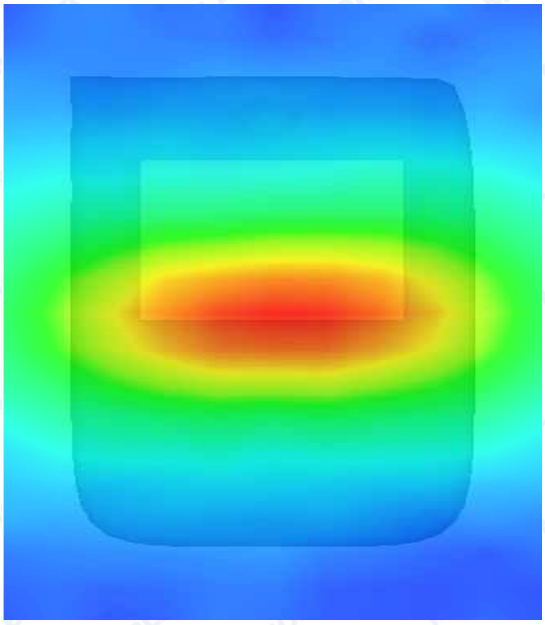

MEASUREMENT 43

Type: Phone measurement (Complete)

Area scan resolution: dx=8mm,dy=8mm

Zoom scan resolution: dx=8mm, dy=8mm, dz=5mm

Date of measurement: 2015.6.4

Measurement duration: 9 minutes 30 seconds

A. Experimental conditions.

Phantom File	surf_sam_plan.txt
Phantom	Validation plane
Device Position	Body
Band	WCDMA1900
Channels	High
Signal	CDMA

B. SAR Measurement Results

High Band SAR (Channel 9538):

Frequency (MHz)	1907.600000
Relative permittivity (real part)	53.103824
Conductivity (S/m)	1.534291
Power drift (%)	-1.080000
Ambient Temperature:	22.9°C
Liquid Temperature:	22.1°C
ConvF:	6.17
Crest factor:	1:1

SURFACE SAR	VOLUME SAR
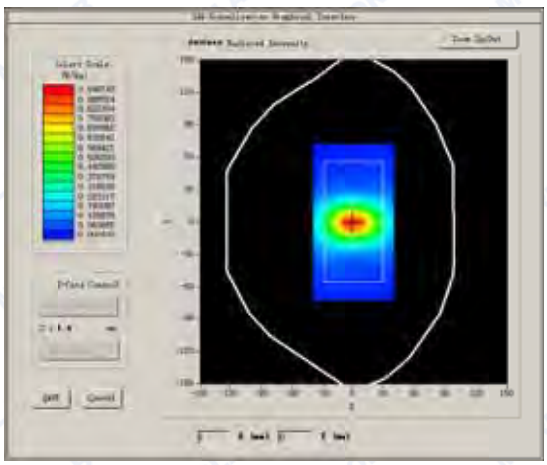	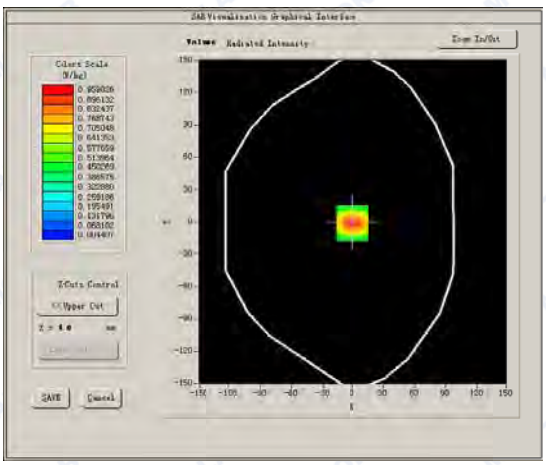

Maximum location: X=-1.00, Y=-1.00
SAR Peak: 1.65 W/kg

SAR 10g (W/Kg)	**0.509567**
SAR 1g (W/Kg)	**0.980633**

Z axis scan

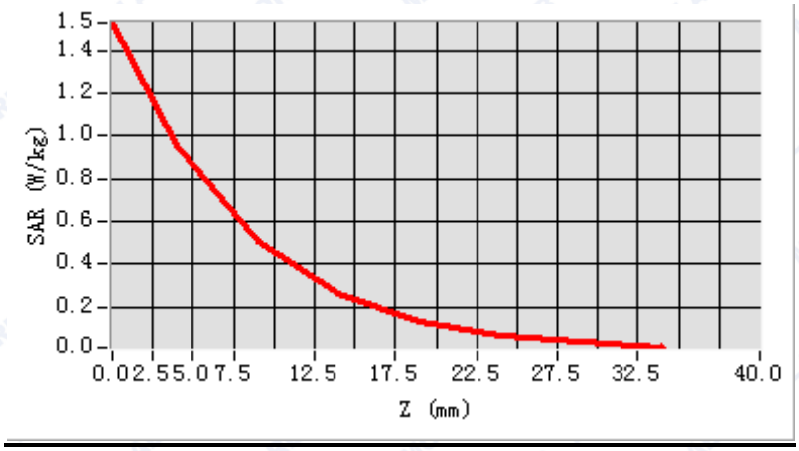

3D screen shot	Hot spot position
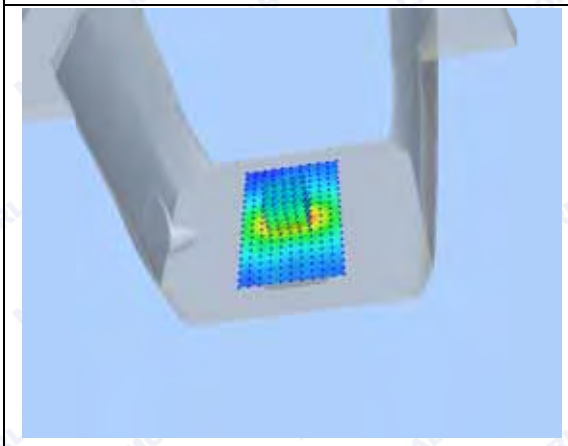	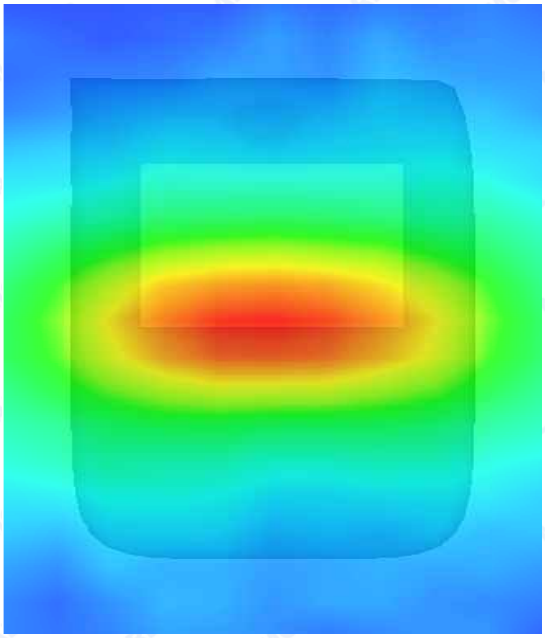

MEASUREMENT 44

Type: Phone measurement (Complete)

Area scan resolution: dx=8mm,dy=8mm

Zoom scan resolution: dx=8mm, dy=8mm, dz=5mm

Date of measurement: 2015.6.4

Measurement duration: 9 minutes 28 seconds

A. Experimental conditions.

Phantom File	surf_sam_plan.txt
Phantom	Validation plane
Device Position	Body
Band	WCDMA1900
Channels	Middle
Signal	CDMA

B. SAR Measurement Results

Middle Band SAR (Channel 9400):

Frequency (MHz)	1880.000000
Relative permittivity (real part)	53.103824
Conductivity (S/m)	1.534291
Power drift (%)	-1.440000
Ambient Temperature:	22.9°C
Liquid Temperature:	22.1°C
ConvF:	6.17
Crest factor:	1:1

SURFACE SAR	VOLUME SAR
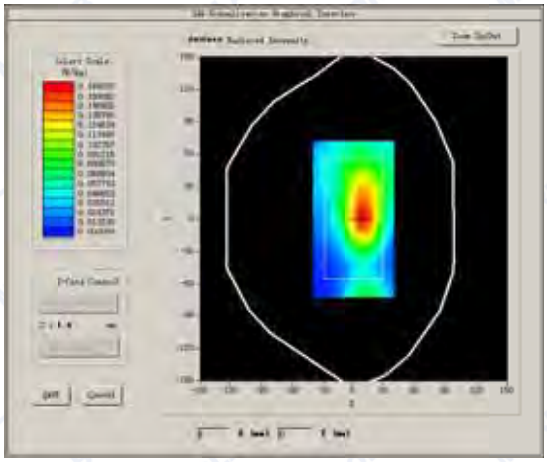	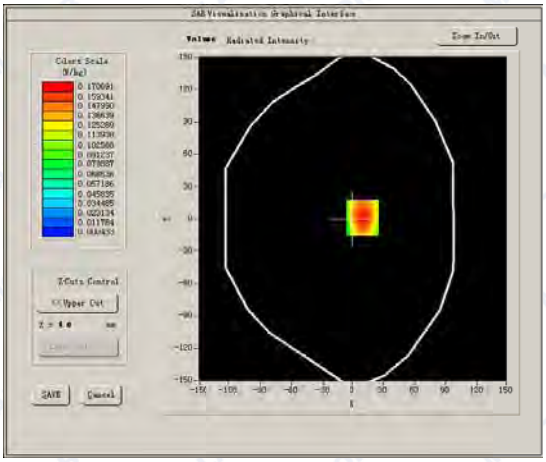

Maximum location: X=9.00, Y=1.00
SAR Peak: 0.31 W/kg

SAR 10g (W/Kg)	**0.094448**
SAR 1g (W/Kg)	**0.183241**

Z axis scan

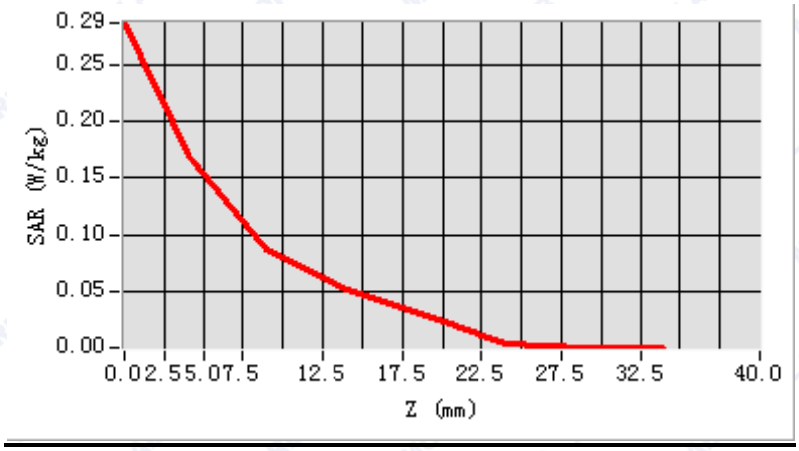

3D screen shot	Hot spot position
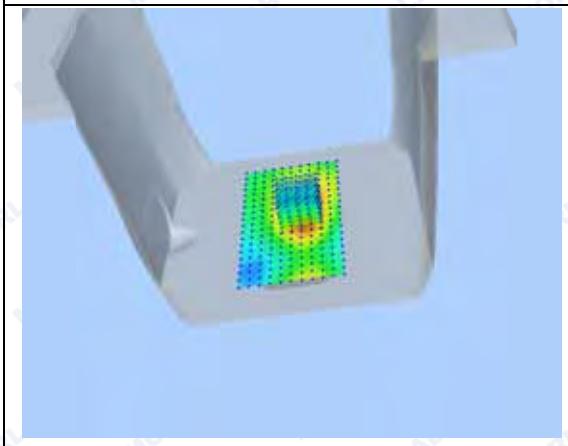	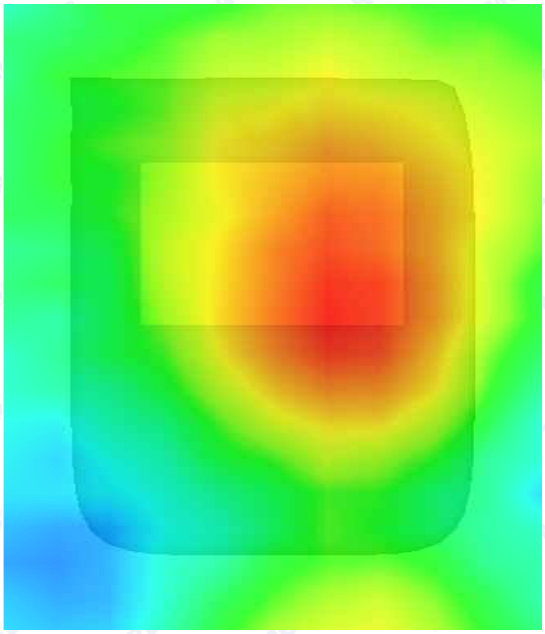

MEASUREMENT 45

Type: Phone measurement (Complete)

Area scan resolution: dx=8mm,dy=8mm

Zoom scan resolution: dx=8mm, dy=8mm, dz=5mm

Date of measurement: 2015.6.4

Measurement duration: 9 minutes 34 seconds

A. Experimental conditions.

Phantom File	surf_sam_plan.txt
Phantom	Validation plane
Device Position	Body
Band	WCDMA1900
Channels	Middle
Signal	CDMA

B. SAR Measurement Results

Middle Band SAR (Channel 9400):

Frequency (MHz)	1880.000000
Relative permittivity (real part)	53.103824
Conductivity (S/m)	1.534291
Power drift (%)	-0.960000
Ambient Temperature:	22.9°C
Liquid Temperature:	22.1°C
ConvF:	6.17
Crest factor:	1:1

SURFACE SAR	VOLUME SAR
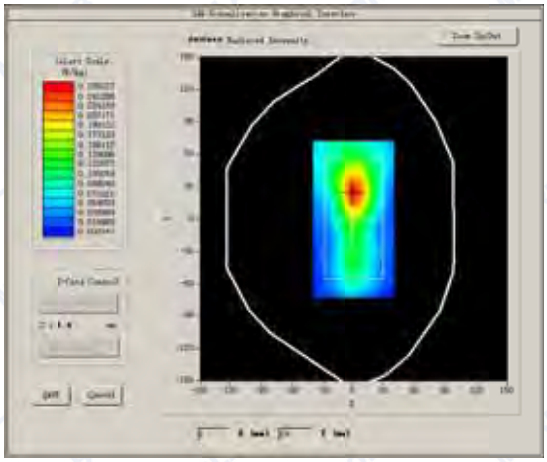	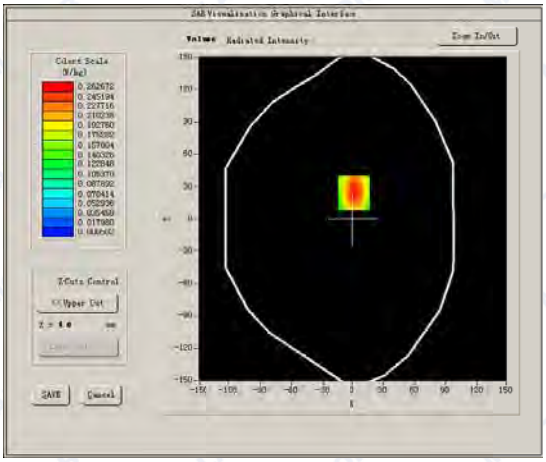

Maximum location: X=1.00, Y=24.00
SAR Peak: 0.48 W/kg

SAR 10g (W/Kg)	**0.141396**
SAR 1g (W/Kg)	**0.271467**

Z axis scan

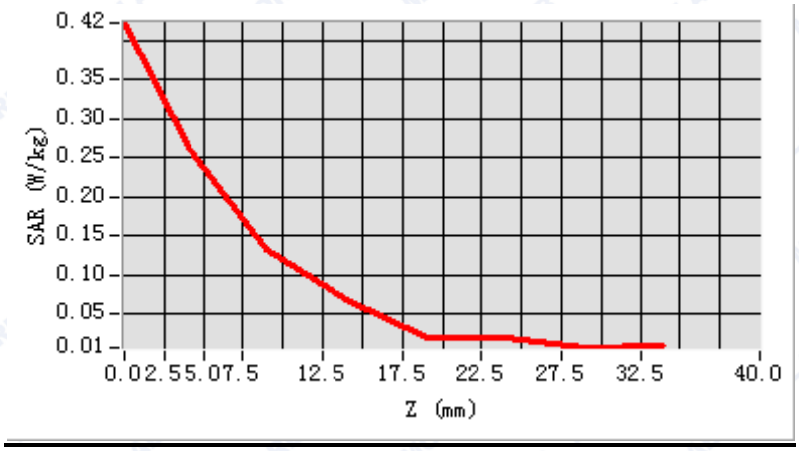

3D screen shot	Hot spot position
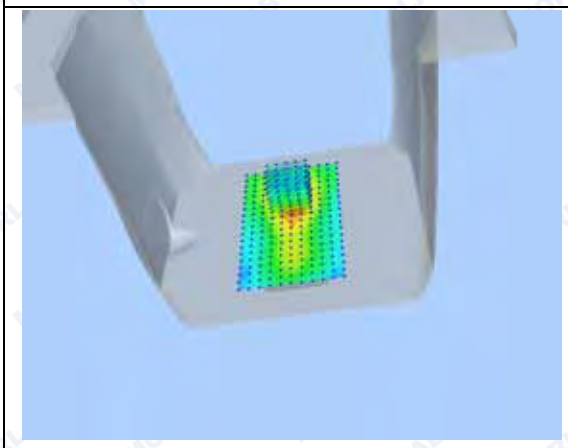	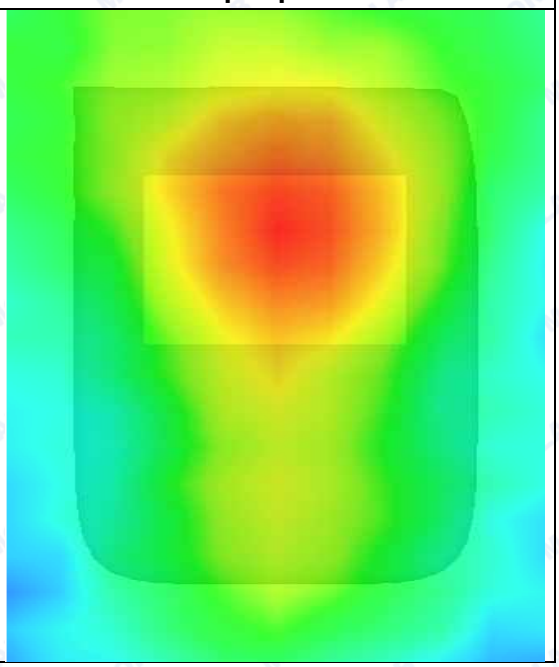

MEASUREMENT 46

Type: Phone measurement (Complete)

Area scan resolution: dx=8mm,dy=8mm

Zoom scan resolution: dx=8mm, dy=8mm, dz=5mm

Date of measurement: 2015.6.4

Measurement duration: 9 minutes 29 seconds

A. Experimental conditions.

Phantom File	surf_sam_plan.txt
Phantom	Validation plane
Device Position	Body
Band	LTE BAND2 (20MHZ)
Channels	Low
Signal	QPSK_1RB_RB offset 0

B. SAR Measurement Results

Low Band SAR (Channel 18700):

Frequency (MHz)	1860.000000
Relative permittivity (real part)	53.103824
Conductivity (S/m)	1.534291
Power drift (%)	1.400000
Ambient Temperature:	22.9°C
Liquid Temperature:	22.1°C
ConvF:	6.17
Crest factor:	1:1

SURFACE SAR	VOLUME SAR
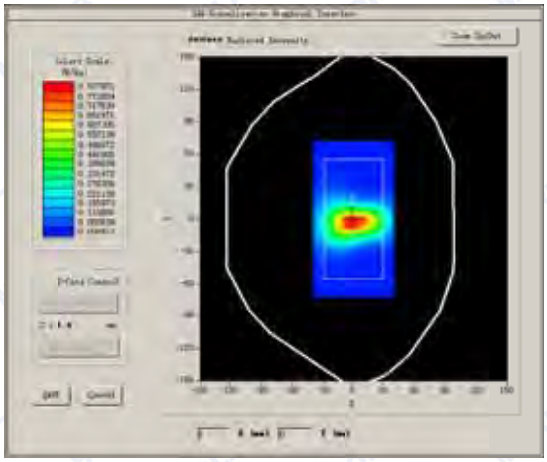	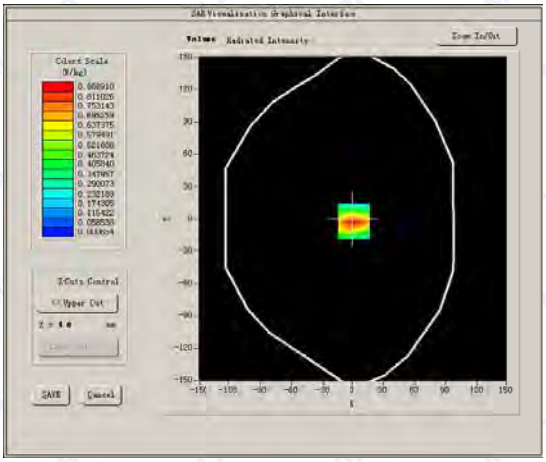

Maximum location: X=1.00, Y=-2.00
SAR Peak: 1.47 W/kg

SAR 10g (W/Kg)	0.396068
SAR 1g (W/Kg)	0.827687

Z axis scan

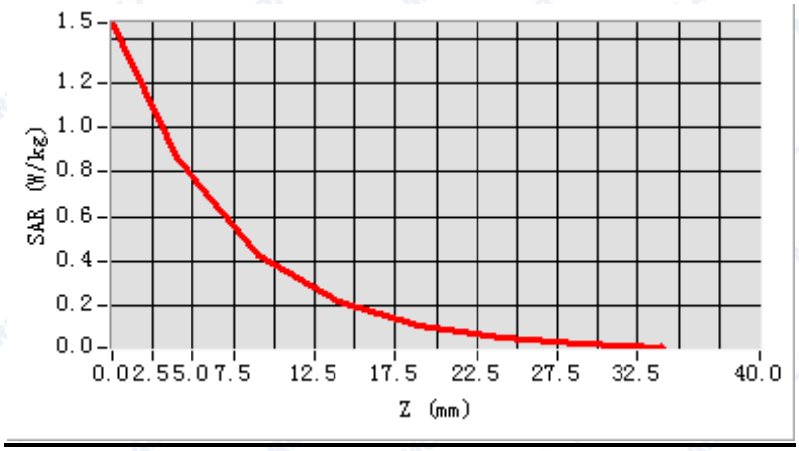

3D screen shot	Hot spot position
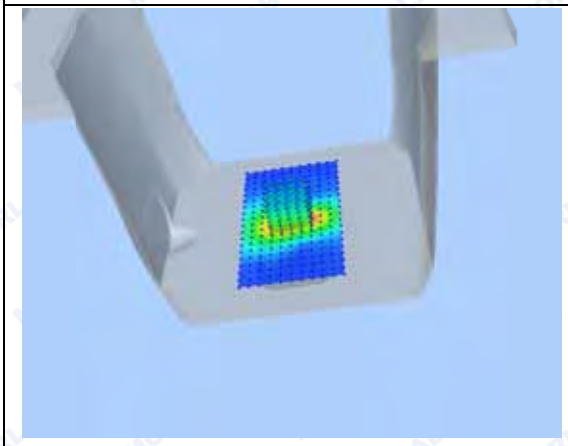	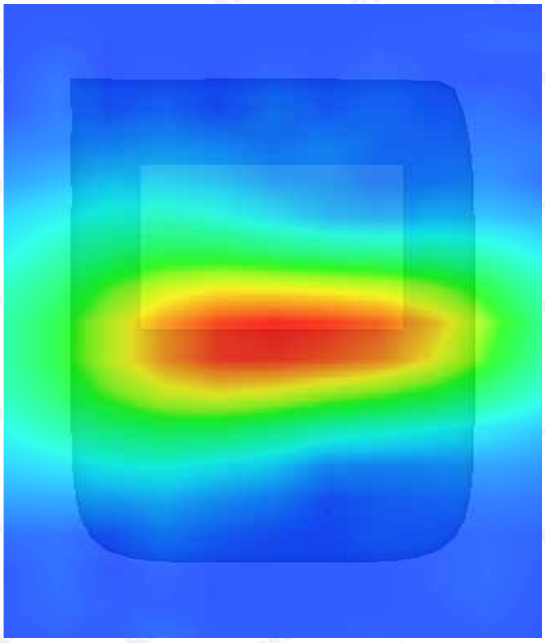

MEASUREMENT 47

Type: Phone measurement (Complete)

Area scan resolution: dx=8mm,dy=8mm

Zoom scan resolution: dx=8mm, dy=8mm, dz=5mm

Date of measurement: 2015.6.4

Measurement duration: 9 minutes 31 seconds

A. Experimental conditions.

Phantom File	surf_sam_plan.txt
Phantom	Validation plane
Device Position	Body
Band	LTE BAND2 (20MHZ)
Channels	Middle
Signal	QPSK_1RB_RB offset 0

B. SAR Measurement Results

Middle Band SAR (Channel 18900):

Frequency (MHz)	1880.000000
Relative permittivity (real part)	53.103824
Conductivity (S/m)	1.534291
Power drift (%)	-2.140000
Ambient Temperature:	22.9°C
Liquid Temperature:	22.1°C
ConvF:	6.17
Crest factor:	1:1

SURFACE SAR	VOLUME SAR
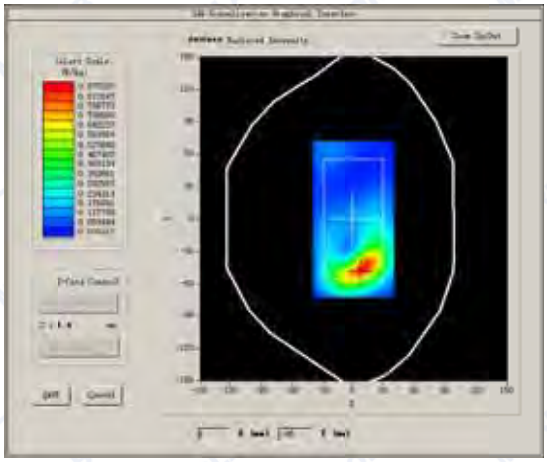	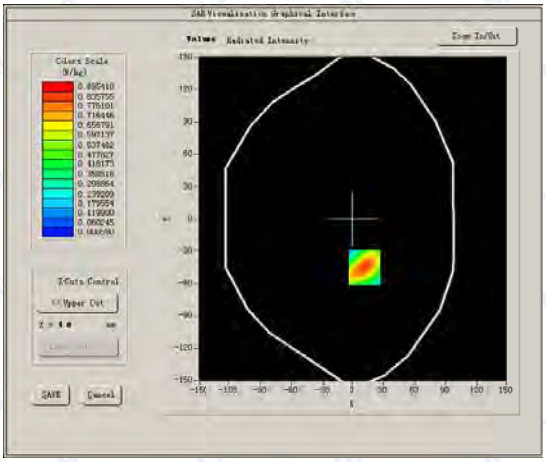

Maximum location: X=11.00, Y=-45.00
SAR Peak: 1.50 W/kg

SAR 10g (W/Kg)	0.413056
SAR 1g (W/Kg)	0.847450

Z axis scan

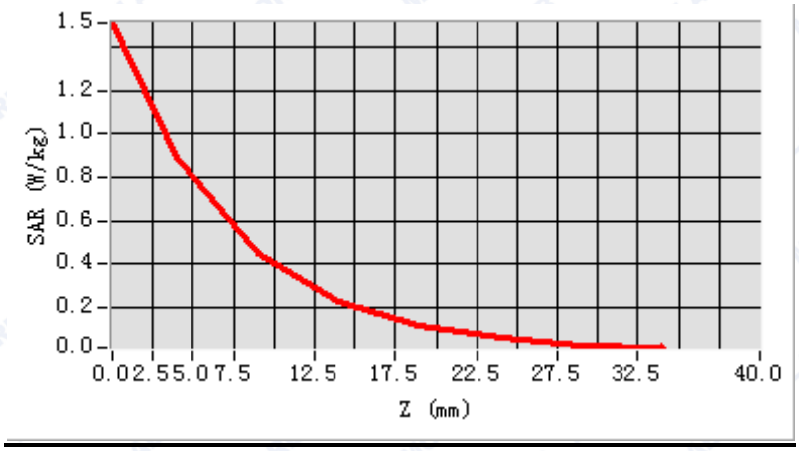

3D screen shot	Hot spot position
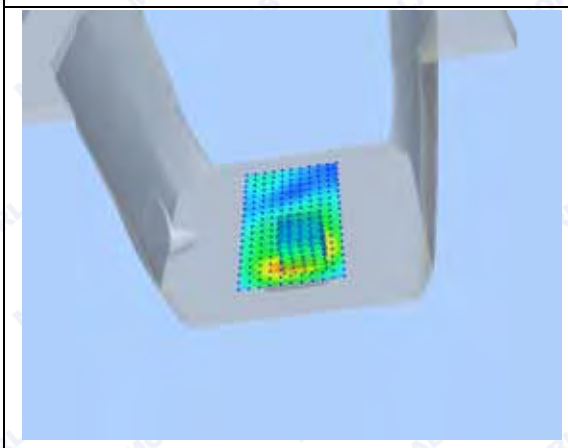	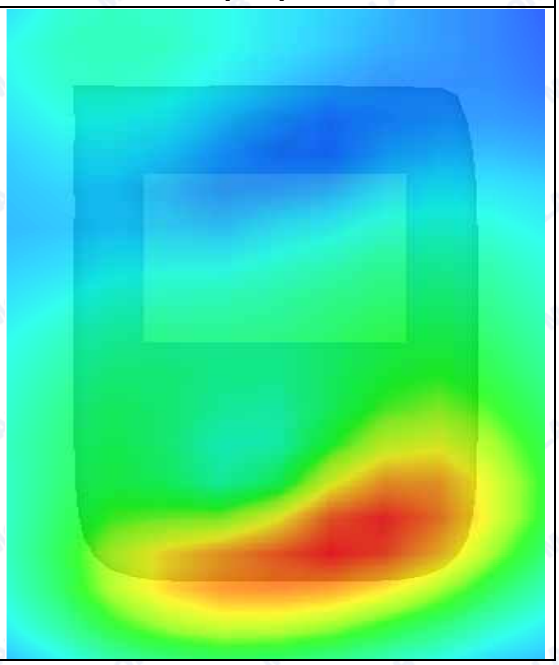

MEASUREMENT 48

Type: Phone measurement (Complete)

Area scan resolution: dx=8mm,dy=8mm

Zoom scan resolution: dx=8mm, dy=8mm, dz=5mm

Date of measurement: 2015.6.4

Measurement duration: 9 minutes 30 seconds

A. Experimental conditions.

Phantom File	surf_sam_plan.txt
Phantom	Validation plane
Device Position	Body
Band	LTE BAND2 (20MHZ)
Channels	High
Signal	QPSK_1RB_RB offset 0

B. SAR Measurement Results

High Band SAR (Channel 19100):

Frequency (MHz)	1900.000000
Relative permittivity (real part)	53.103824
Conductivity (S/m)	1.534291
Power drift (%)	1.820000
Ambient Temperature:	22.9°C
Liquid Temperature:	22.1°C
ConvF:	6.17
Crest factor:	1:1

SURFACE SAR	VOLUME SAR
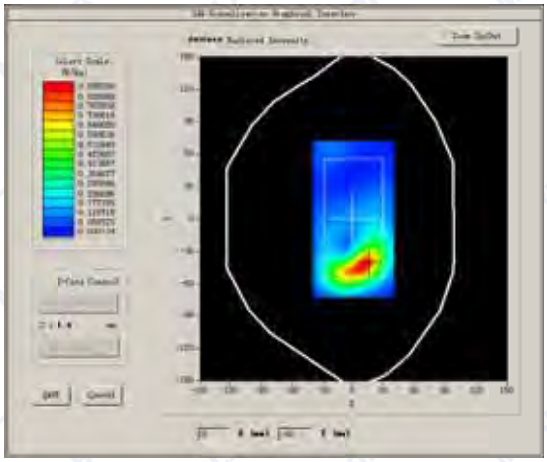	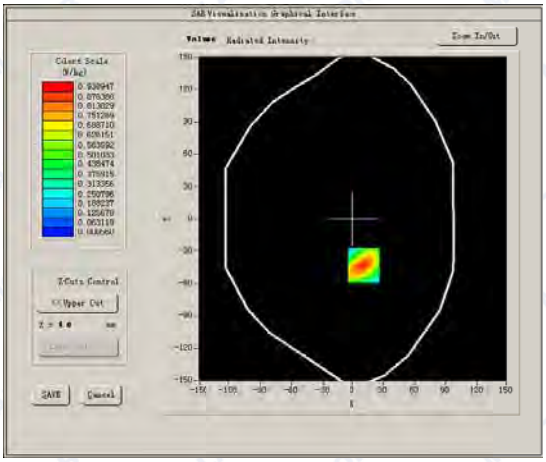

Maximum location: X=10.00, Y=-43.00
SAR Peak: 1.54 W/kg

SAR 10g (W/Kg)	0.427728
SAR 1g (W/Kg)	0.877155

Z axis scan

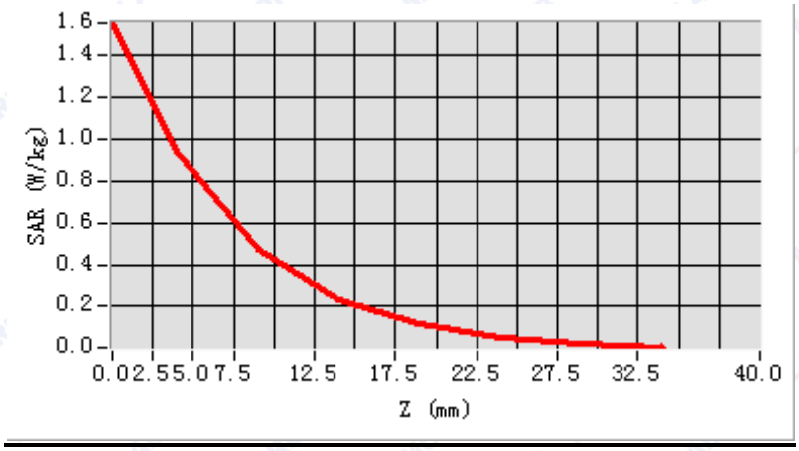

3D screen shot	Hot spot position
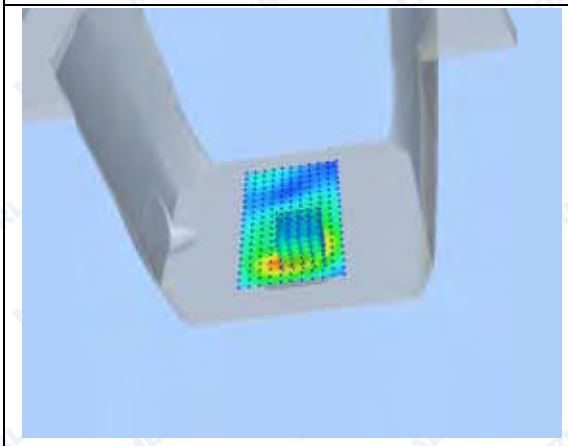	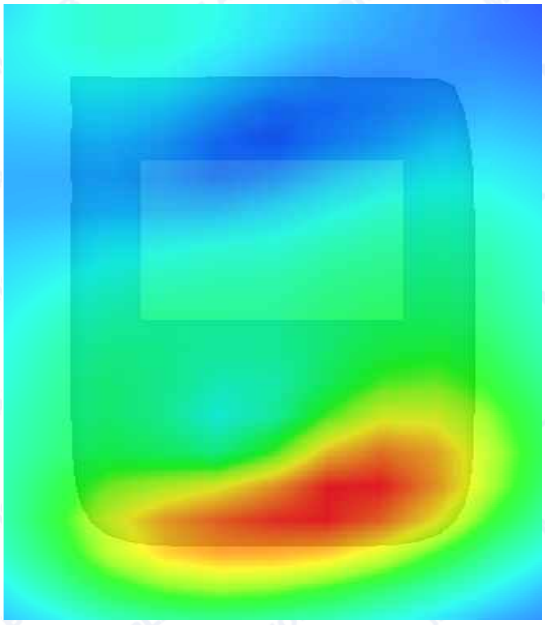

MEASUREMENT 49

Type: Phone measurement (Complete)

Area scan resolution: dx=8mm,dy=8mm

Zoom scan resolution: dx=8mm, dy=8mm, dz=5mm

Date of measurement: 2015.6.4

Measurement duration: 9 minutes 31 seconds

A. Experimental conditions.

Phantom File	surf_sam_plan.txt
Phantom	Validation plane
Device Position	Body
Band	LTE BAND2 (20MHZ)
Channels	Middle
Signal	QPSK_1RB_RB offset 0

B. SAR Measurement Results

Middle Band SAR (Channel 18900):

Frequency (MHz)	1880.000000
Relative permittivity (real part)	53.103824
Conductivity (S/m)	1.534291
Power drift (%)	-2.140000
Ambient Temperature:	22.9°C
Liquid Temperature:	22.1°C
ConvF:	6.17
Crest factor:	1:1

SURFACE SAR	VOLUME SAR
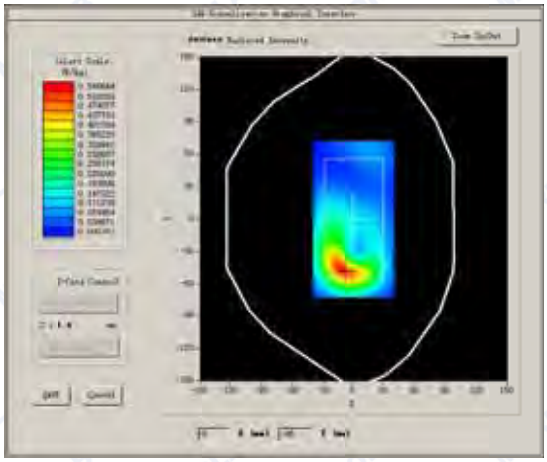	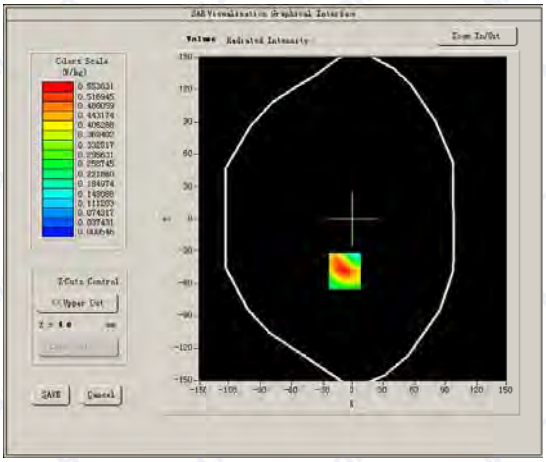

Maximum location: X=-8.00, Y=-48.00
SAR Peak: 0.94 W/kg

SAR 10g (W/Kg)	0.264129
SAR 1g (W/Kg)	0.533327

Z axis scan

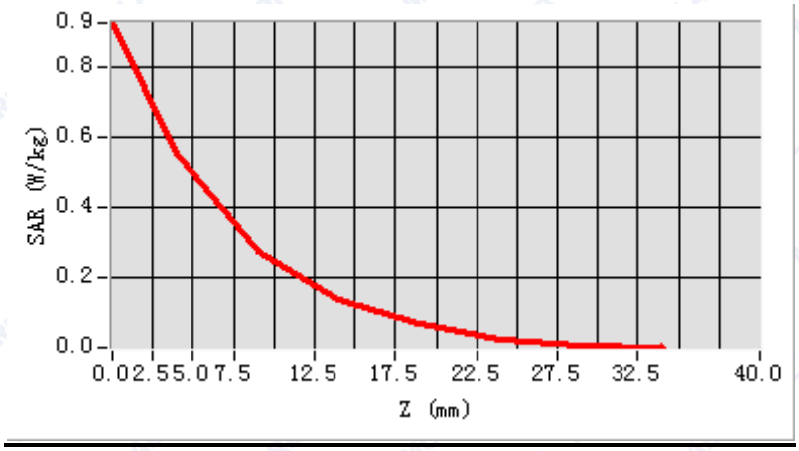

3D screen shot	Hot spot position
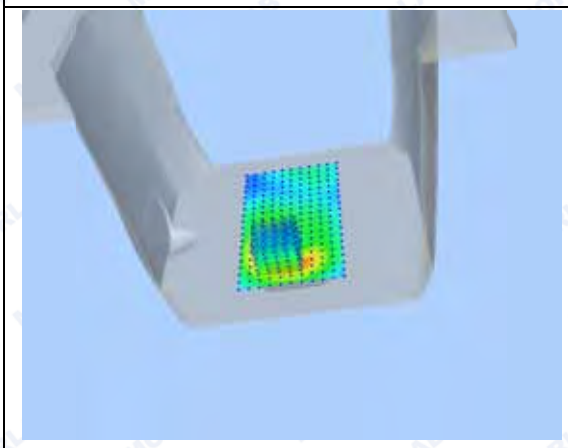	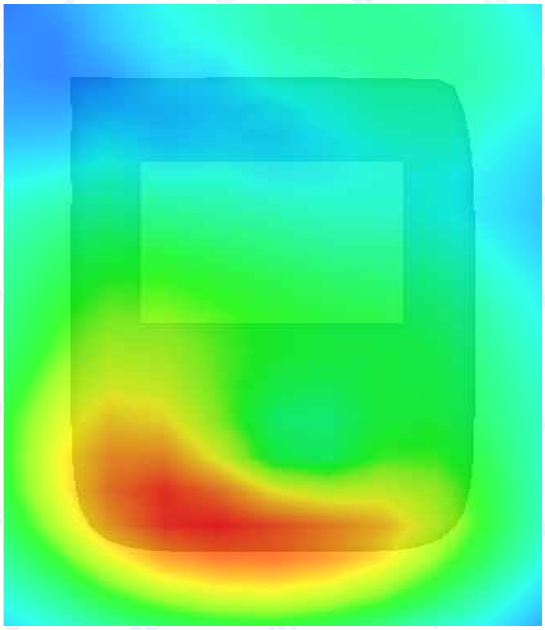

MEASUREMENT 50

Type: Phone measurement (Complete)

Area scan resolution: dx=8mm,dy=8mm

Zoom scan resolution: dx=8mm, dy=8mm, dz=5mm

Date of measurement: 2015.6.4

Measurement duration: 9 minutes 29 seconds

A. Experimental conditions.

Phantom File	surf_sam_plan.txt
Phantom	Validation plane
Device Position	Body
Band	LTE BAND2 (20MHZ)
Channels	Low
Signal	QPSK_1RB_RB OFFSET 0

B. SAR Measurement Results

Low Band SAR (Channel 18700):

Frequency (MHz)	1860.000000
Relative permittivity (real part)	53.103824
Conductivity (S/m)	1.534291
Power drift (%)	0.770000
Ambient Temperature:	22.9°C
Liquid Temperature:	22.1°C
ConvF:	6.17
Crest factor:	1:1

SURFACE SAR	VOLUME SAR
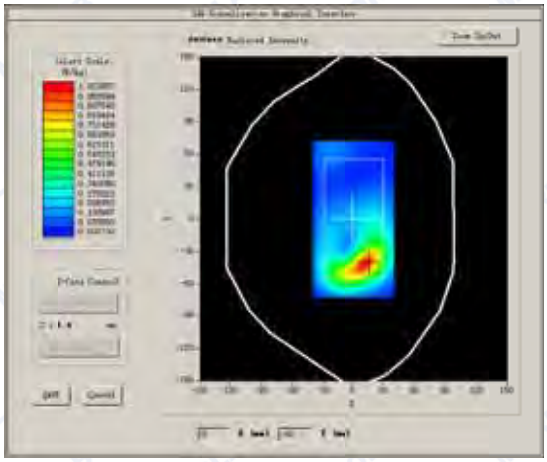	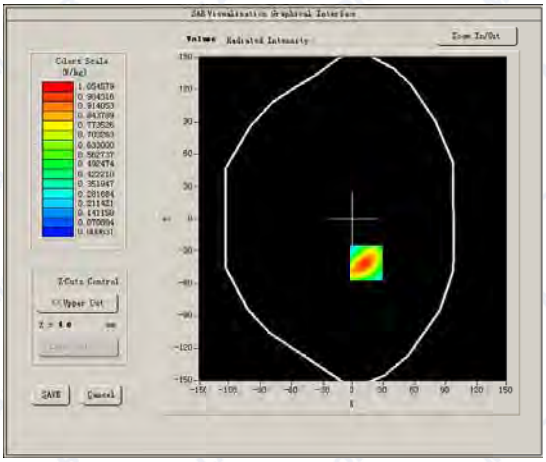

Maximum location: X=13.00, Y=-41.00
SAR Peak: 1.74 W/kg

SAR 10g (W/Kg)	0.489343
SAR 1g (W/Kg)	0.992748

Z axis scan

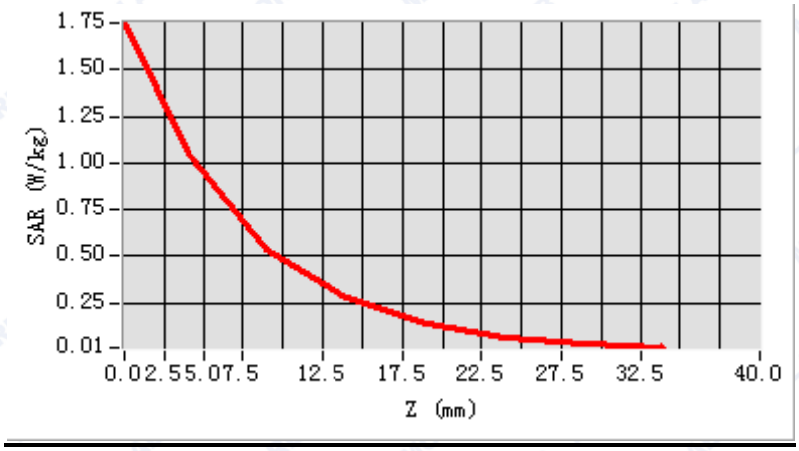

3D screen shot	Hot spot position
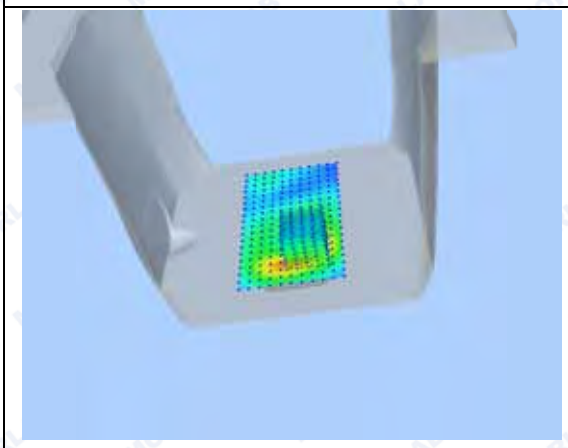	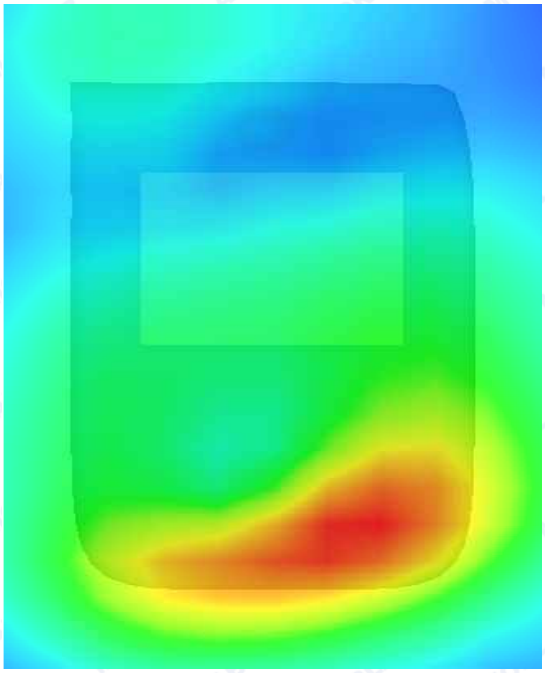

MEASUREMENT 51

Type: Phone measurement (Complete)

Area scan resolution: dx=8mm,dy=8mm

Zoom scan resolution: dx=8mm, dy=8mm, dz=5mm

Date of measurement: 2015.6.4

Measurement duration: 9 minutes 31 seconds

A. Experimental conditions.

Phantom File	surf_sam_plan.txt
Phantom	Validation plane
Device Position	Body
Band	LTE BAND2 (20MHZ)
Channels	Middle
Signal	QPSK_1RB_RB OFFSET 0

B. SAR Measurement Results

Middle Band SAR (Channel 18900):

Frequency (MHz)	1880.000000
Relative permittivity (real part)	53.103824
Conductivity (S/m)	1.534291
Power drift (%)	-2.140000
Ambient Temperature:	22.9°C
Liquid Temperature:	22.1°C
ConvF:	6.17
Crest factor:	1:1

SURFACE SAR	VOLUME SAR
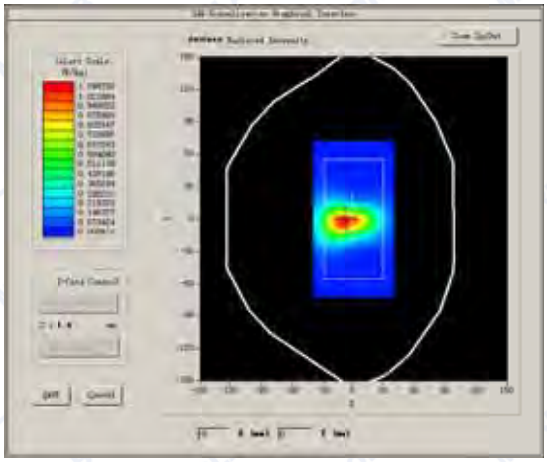	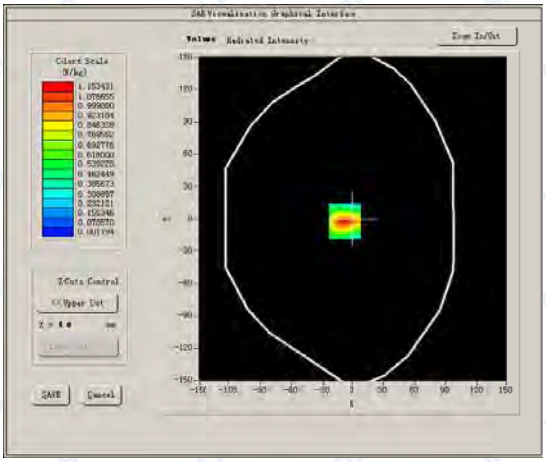

Maximum location: X=-8.00, Y=-2.00
SAR Peak: 1.93 W/kg

SAR 10g (W/Kg)	0.521090
SAR 1g (W/Kg)	1.087190

Z axis scan

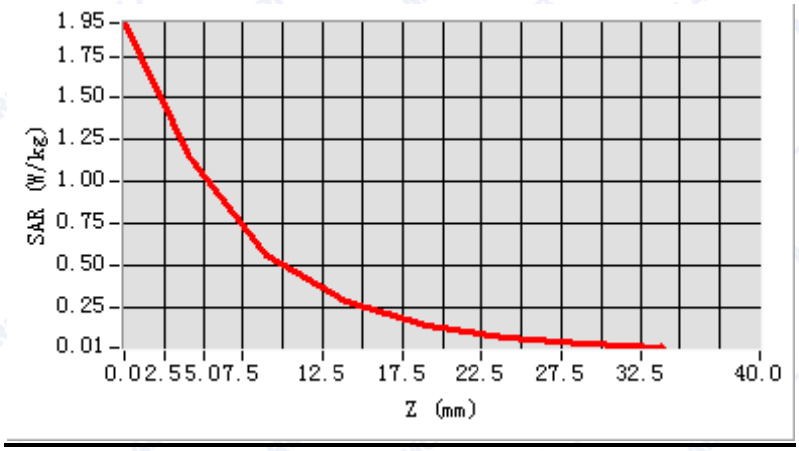

3D screen shot	Hot spot position
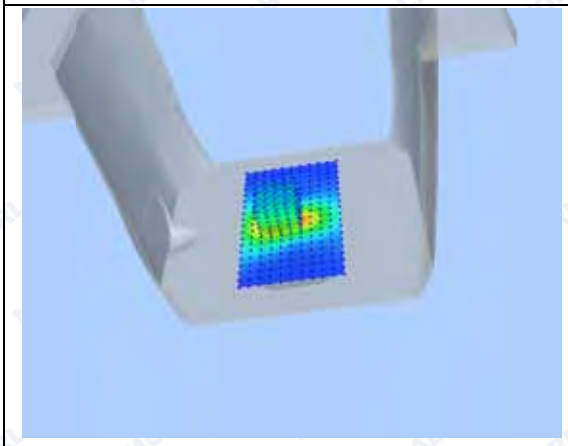	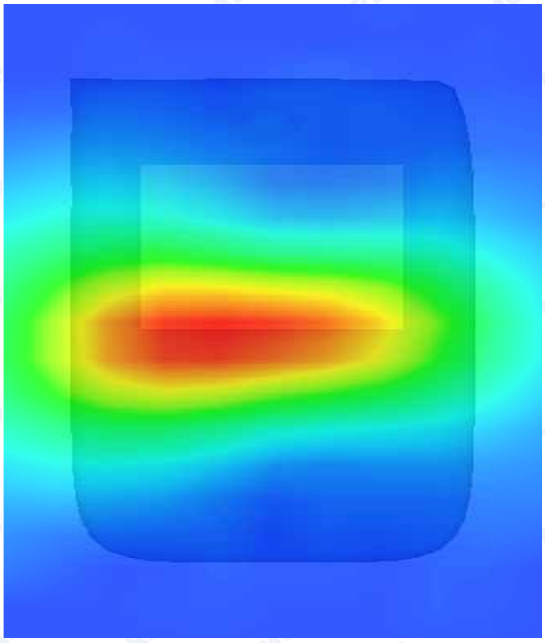

MEASUREMENT 52

Type: Phone measurement (Complete)

Area scan resolution: dx=8mm,dy=8mm

Zoom scan resolution: dx=8mm, dy=8mm, dz=5mm

Date of measurement: 2015.6.4

Measurement duration: 9 minutes 30 seconds

A. Experimental conditions.

Phantom File	surf_sam_plan.txt
Phantom	Validation plane
Device Position	Body
Band	LTE BAND2 (20MHZ)
Channels	High
Signal	QPSK_1RB_RB OFFSET 0

B. SAR Measurement Results

High Band SAR (Channel 19100):

Frequency (MHz)	1900.000000
Relative permittivity (real part)	53.103824
Conductivity (S/m)	1.534291
Power drift (%)	-1.080000
Ambient Temperature:	22.9°C
Liquid Temperature:	22.1°C
ConvF:	6.17
Crest factor:	1:1

SURFACE SAR	VOLUME SAR
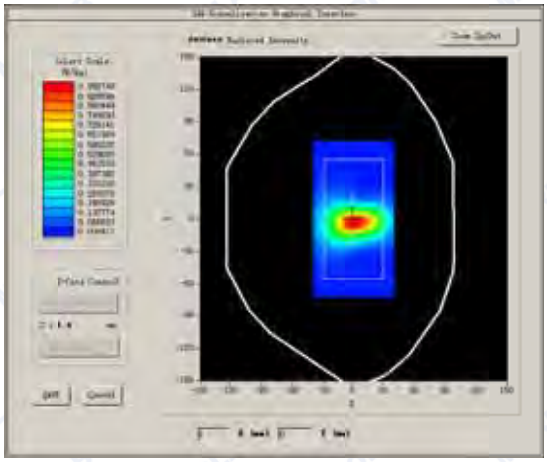	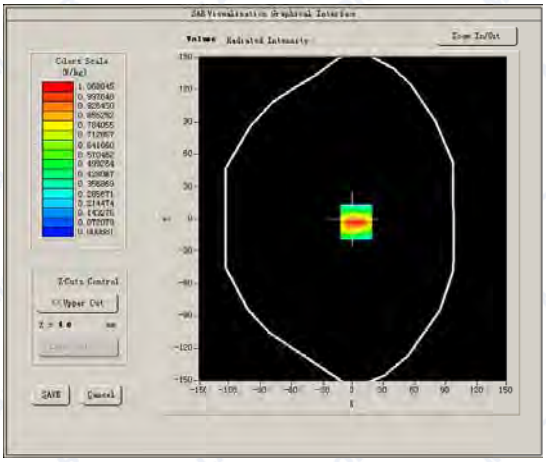

Maximum location: X=3.00, Y=-3.00
SAR Peak: 1.82 W/kg

SAR 10g (W/Kg)	0.475804
SAR 1g (W/Kg)	0.997151

Z axis scan

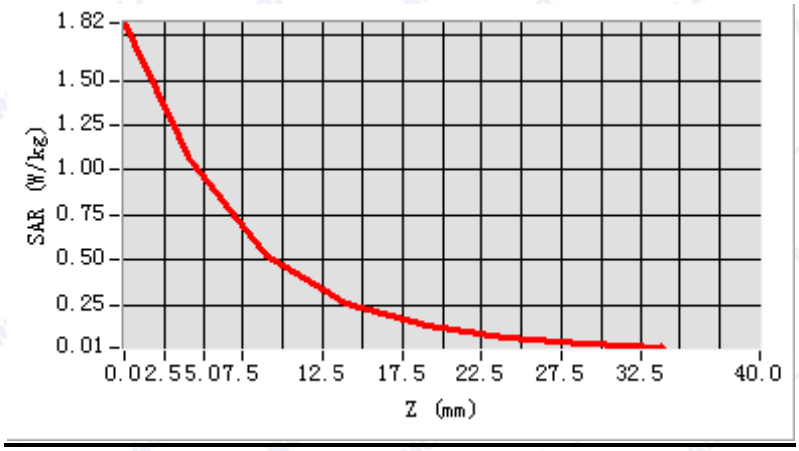

3D screen shot	Hot spot position
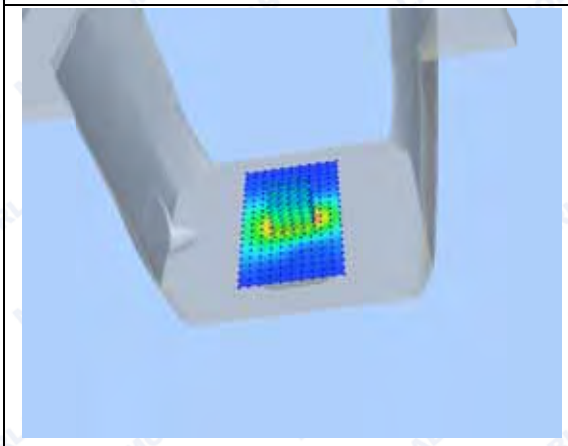	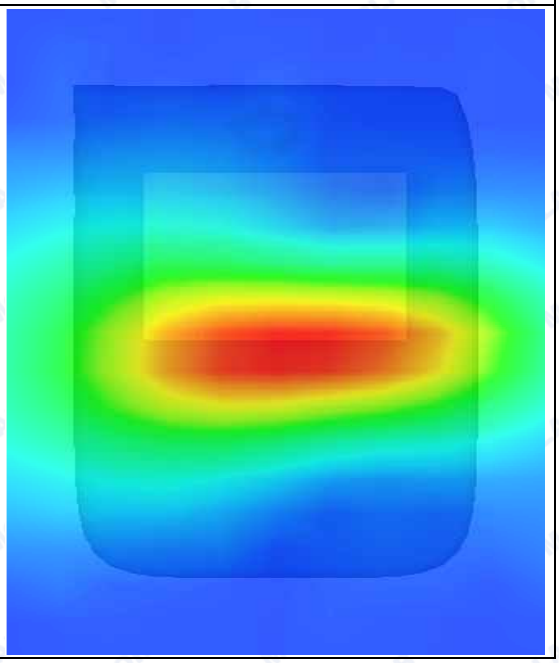

MEASUREMENT 53

Type: Phone measurement (Complete)

Area scan resolution: dx=8mm,dy=8mm

Zoom scan resolution: dx=8mm, dy=8mm, dz=5mm

Date of measurement: 2015.6.4

Measurement duration: 9 minutes 28 seconds

A. Experimental conditions.

Phantom File	surf_sam_plan.txt
Phantom	Validation plane
Device Position	Body
Band	LTE BAND2 (20MHZ)
Channels	Middle
Signal	QPSK_1RB_RB OFFSET 0

B. SAR Measurement Results

Middle Band SAR (Channel 18900):

Frequency (MHz)	1880.000000
Relative permittivity (real part)	53.103824
Conductivity (S/m)	1.534291
Power drift (%)	-1.440000
Ambient Temperature:	22.9°C
Liquid Temperature:	22.1°C
ConvF:	6.17
Crest factor:	1:1

SURFACE SAR	VOLUME SAR
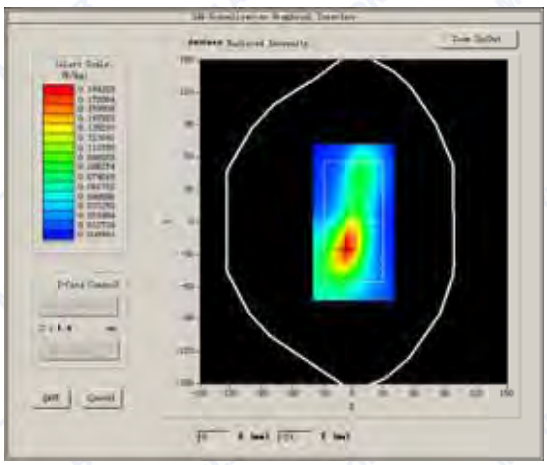	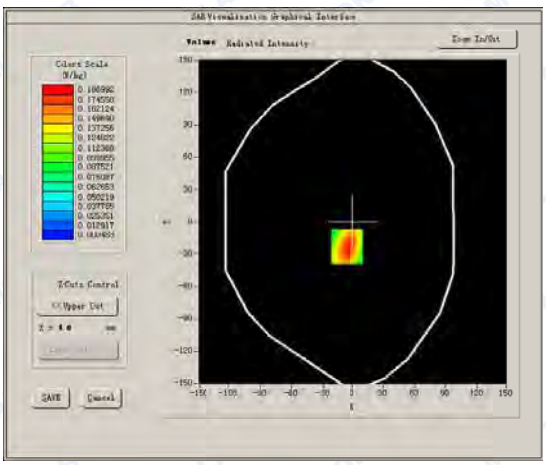

Maximum location: X=-6.00, Y=-23.00
SAR Peak: 0.32 W/kg

SAR 10g (W/Kg)	0.090564
SAR 1g (W/Kg)	0.180462

Z axis scan

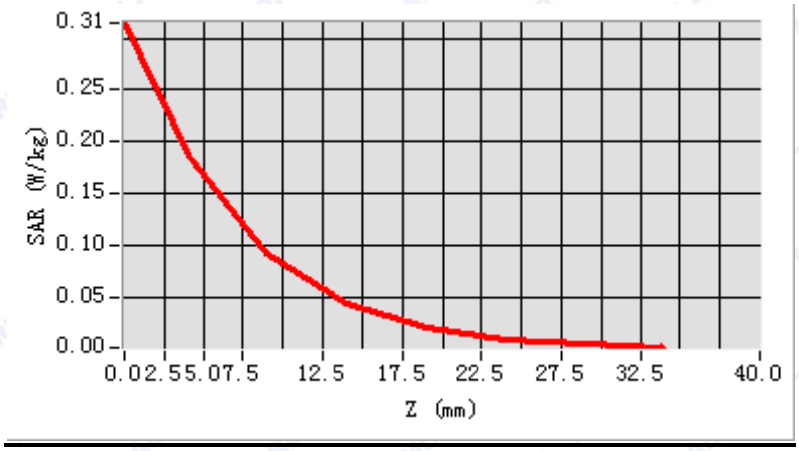

3D screen shot	Hot spot position
	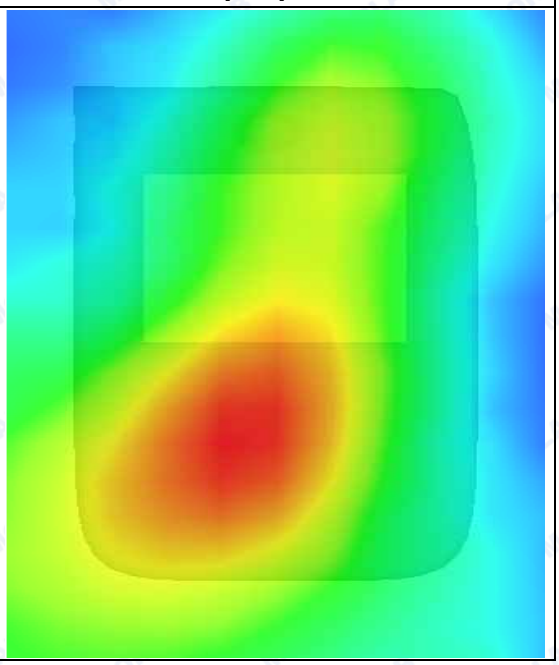

MEASUREMENT 54

Type: Phone measurement (Complete)

Area scan resolution: dx=8mm,dy=8mm

Zoom scan resolution: dx=8mm, dy=8mm, dz=5mm

Date of measurement: 2015.6.4

Measurement duration: 9 minutes 34 seconds

A. Experimental conditions.

Phantom File	surf_sam_plan.txt
Phantom	Validation plane
Device Position	Body
Band	LTE BAND2 (20MHZ)
Channels	Middle
Signal	QPSK_1RB_RB OFFSET 0

B. SAR Measurement Results

Middle Band SAR (Channel 18900):

Frequency (MHz)	1880.000000
Relative permittivity (real part)	53.103824
Conductivity (S/m)	1.534291
Power drift (%)	-0.960000
Ambient Temperature:	22.9°C
Liquid Temperature:	22.1°C
ConvF:	6.17
Crest factor:	1:1

SURFACE SAR	VOLUME SAR
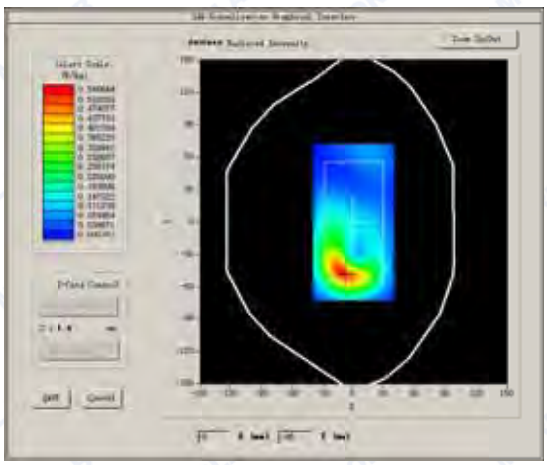	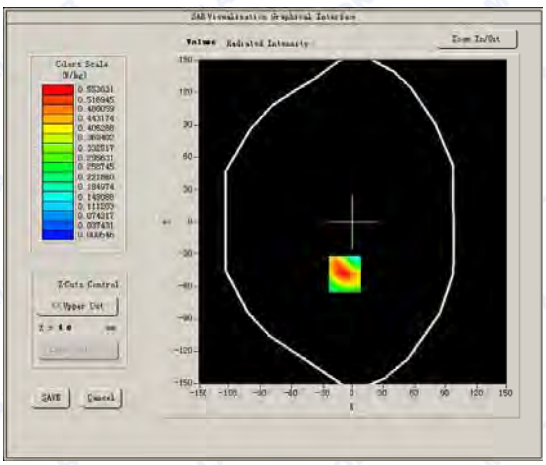

Maximum location: X=-8.00, Y=-48.00
SAR Peak: 0.94 W/kg

SAR 10g (W/Kg)	0.264129
SAR 1g (W/Kg)	0.533327

Z axis scan

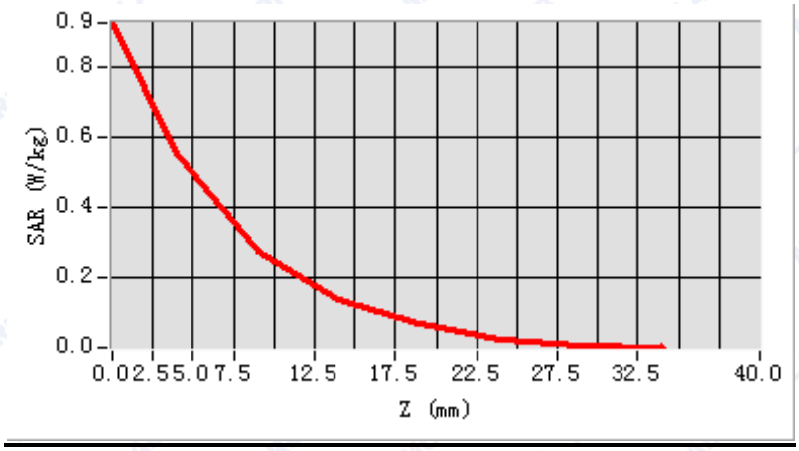

3D screen shot	Hot spot position
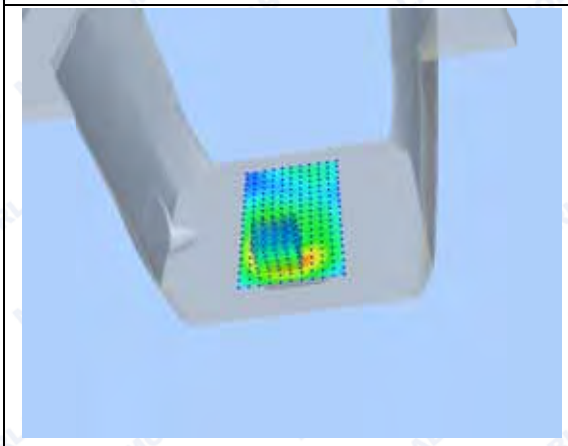	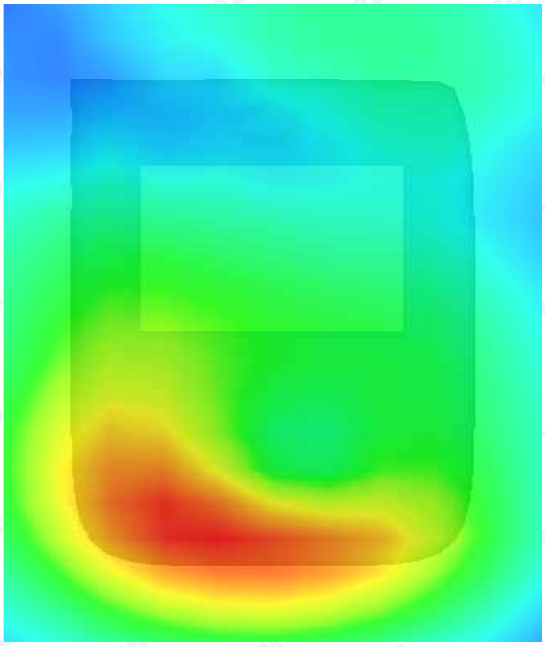

MEASUREMENT 55

Type: Phone measurement (Complete)

Area scan resolution: dx=8mm,dy=8mm

Zoom scan resolution: dx=8mm, dy=8mm, dz=5mm

Date of measurement: 2015.6.4

Measurement duration: 9 minutes 29 seconds

A. Experimental conditions.

Phantom File	surf_sam_plan.txt
Phantom	Validation plane
Device Position	Body
Band	LTE BAND2 (20MHZ)
Channels	Low
Signal	QPSK_50RB_RB offset 0

B. SAR Measurement Results

Low Band SAR (Channel 18700):

Frequency (MHz)	1860.000000
Relative permittivity (real part)	53.103824
Conductivity (S/m)	1.534291
Power drift (%)	1.400000
Ambient Temperature:	22.9°C
Liquid Temperature:	22.1°C
ConvF:	6.17
Crest factor:	1:1

SURFACE SAR	VOLUME SAR
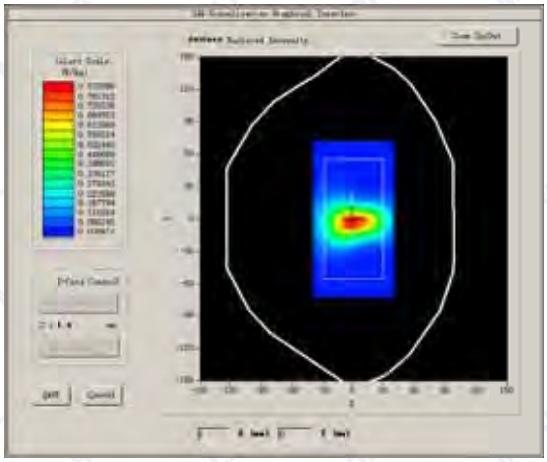	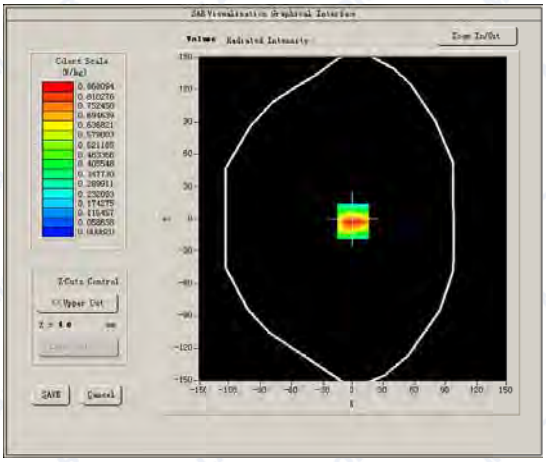

Maximum location: X=0.00, Y=-2.00
SAR Peak: 1.47 W/kg

SAR 10g (W/Kg)	0.395773
SAR 1g (W/Kg)	0.827249

Z axis scan

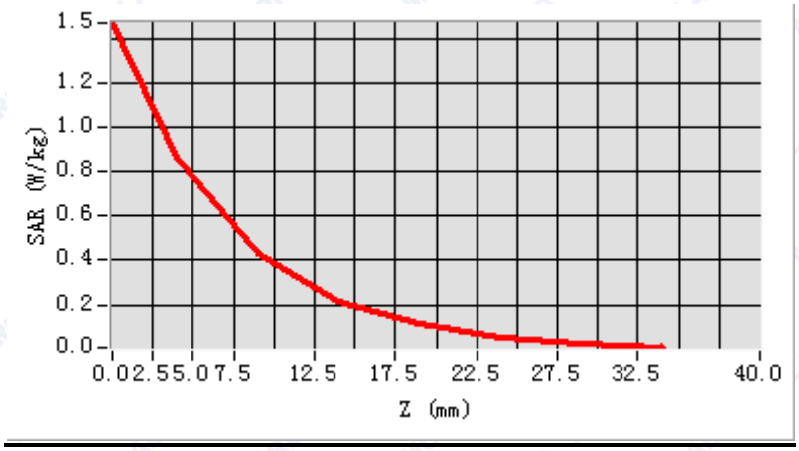

3D screen shot	Hot spot position
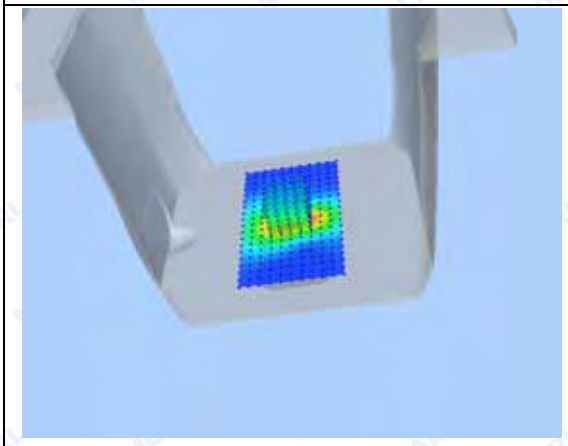	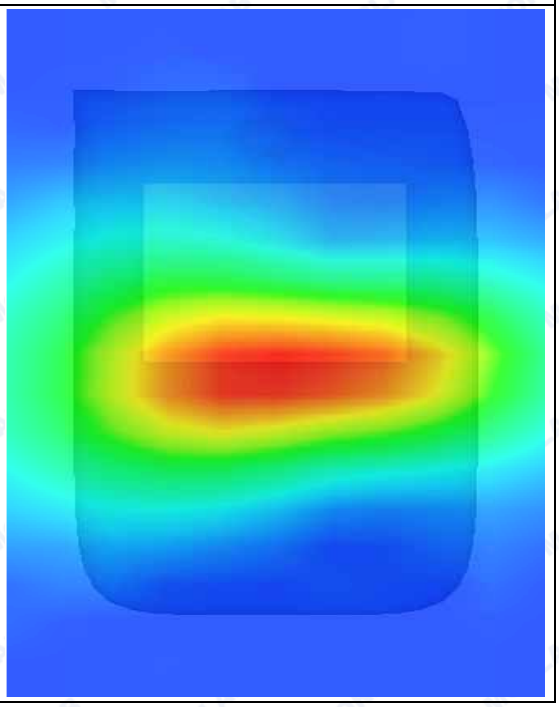

MEASUREMENT 56

Type: Phone measurement (Complete)

Area scan resolution: dx=8mm,dy=8mm

Zoom scan resolution: dx=8mm, dy=8mm, dz=5mm

Date of measurement: 2015.6.4

Measurement duration: 9 minutes 31 seconds

A. Experimental conditions.

Phantom File	surf_sam_plan.txt
Phantom	Validation plane
Device Position	Body
Band	LTE BAND2 (20MHZ)
Channels	Middle
Signal	QPSK_50RB_RB OFFSET 0

B. SAR Measurement Results

Middle Band SAR (Channel 18900):

Frequency (MHz)	1880.000000
Relative permittivity (real part)	53.103824
Conductivity (S/m)	1.534291
Power drift (%)	-2.140000
Ambient Temperature:	22.9°C
Liquid Temperature:	22.1°C
ConvF:	6.17
Crest factor:	1:1

SURFACE SAR	VOLUME SAR
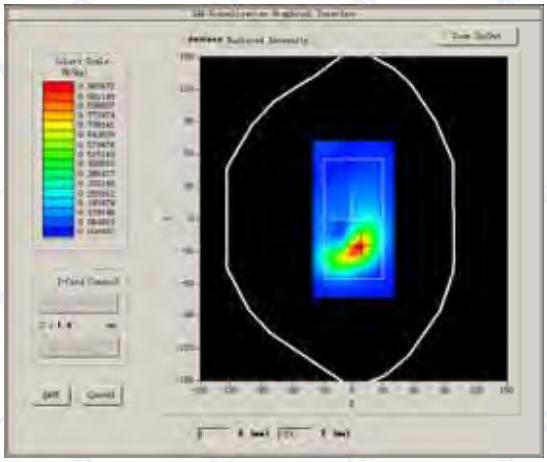	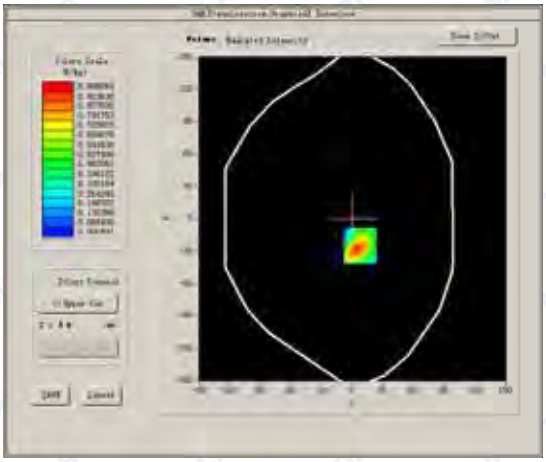

Maximum location: X=7.00, Y=-25.00
SAR Peak: 1.71 W/kg

SAR 10g (W/Kg)	0.429411
SAR 1g (W/Kg)	0.937173

Z axis scan

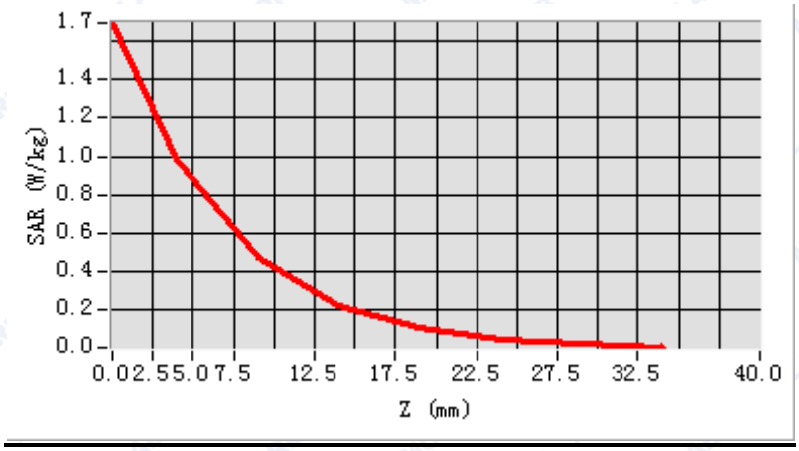

3D screen shot	Hot spot position
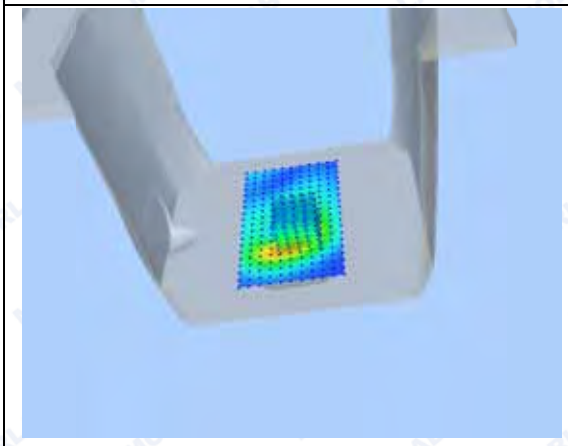	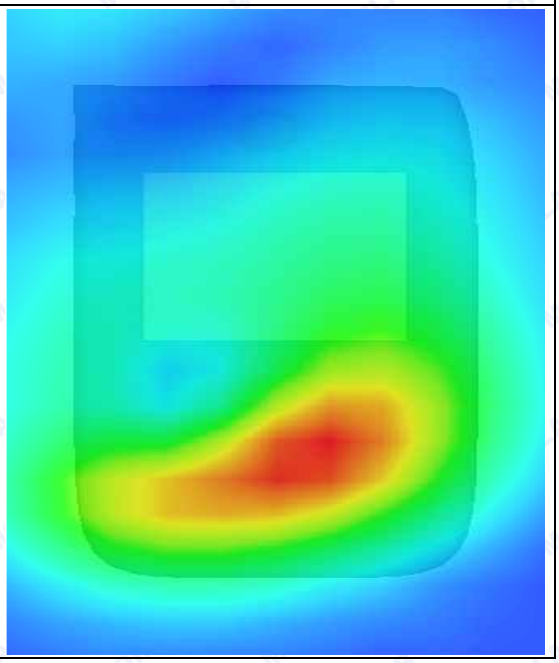

MEASUREMENT 57

Type: Phone measurement (Complete)

Area scan resolution: dx=8mm,dy=8mm

Zoom scan resolution: dx=8mm, dy=8mm, dz=5mm

Date of measurement: 2015.6.4

Measurement duration: 9 minutes 30 seconds

A. Experimental conditions.

Phantom File	surf_sam_plan.txt
Phantom	Validation plane
Device Position	Body
Band	LTE BAND2 (20MHZ)
Channels	High
Signal	QPSK_50RB_RB OFFSET 0

B. SAR Measurement Results

High Band SAR (Channel 19100):

Frequency (MHz)	1900.000000
Relative permittivity (real part)	53.103824
Conductivity (S/m)	1.534291
Power drift (%)	1.820000
Ambient Temperature:	22.9°C
Liquid Temperature:	22.1°C
ConvF:	6.17
Crest factor:	1:1

SURFACE SAR	VOLUME SAR
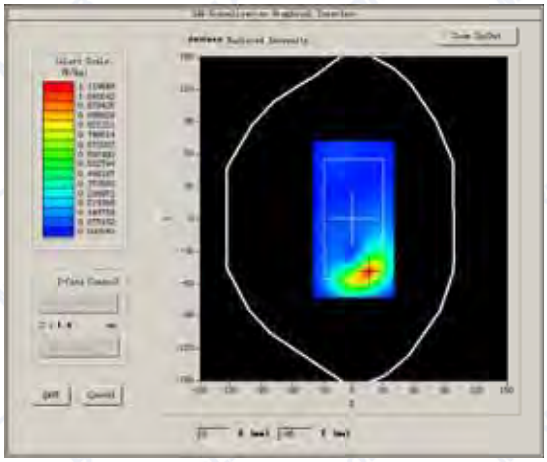	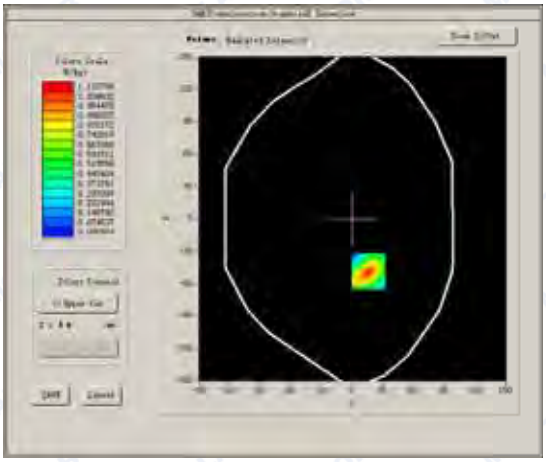

Maximum location: X=16.00, Y=-48.00
SAR Peak: 1.90 W/kg

SAR 10g (W/Kg)	0.475043
SAR 1g (W/Kg)	1.033968

Z axis scan

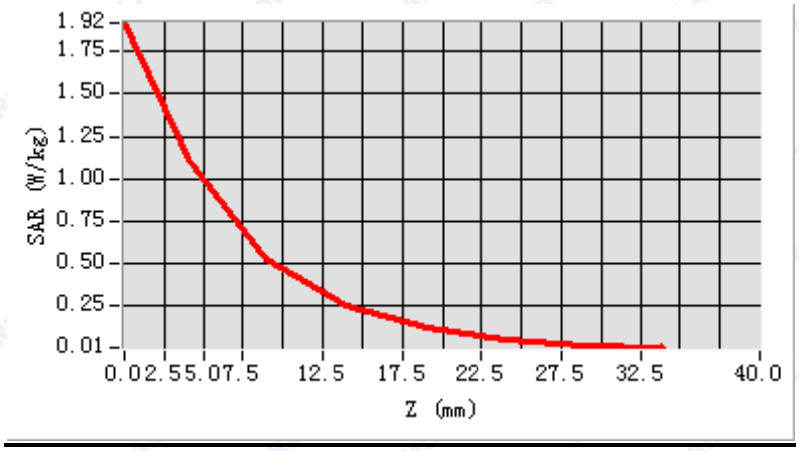

3D screen shot	Hot spot position
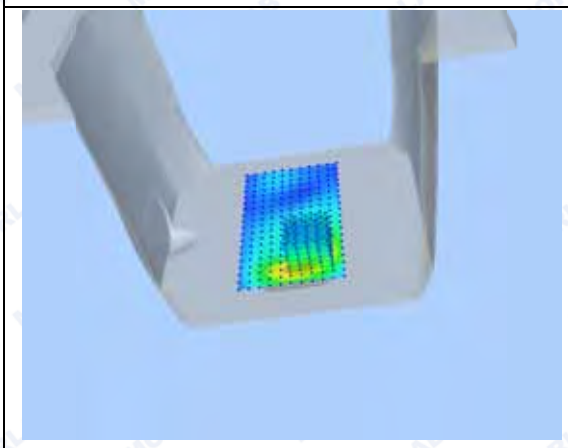	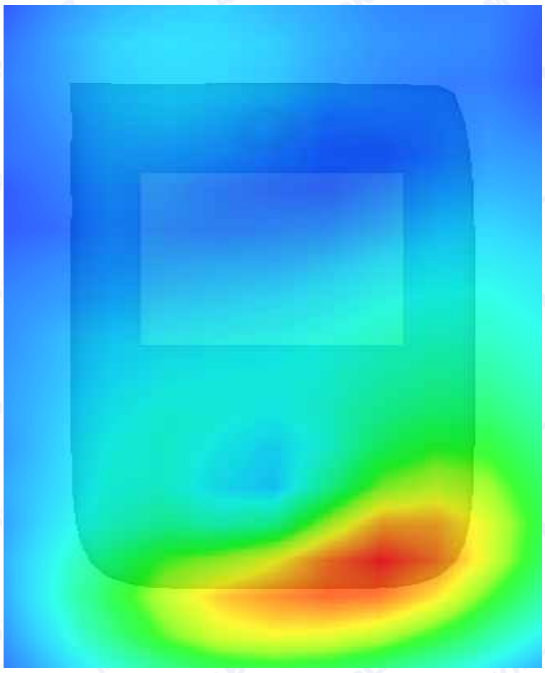

MEASUREMENT 58

Type: Phone measurement (Complete)

Area scan resolution: dx=8mm,dy=8mm

Zoom scan resolution: dx=8mm, dy=8mm, dz=5mm

Date of measurement: 2015.6.4

Measurement duration: 9 minutes 31 seconds

A. Experimental conditions.

Phantom File	surf_sam_plan.txt
Phantom	Validation plane
Device Position	Body
Band	LTE BAND2 (20MHZ)
Channels	Middle
Signal	QPSK_50RB_RB OFFSET 0

B. SAR Measurement Results

Middle Band SAR (Channel 18900):

Frequency (MHz)	1880.000000
Relative permittivity (real part)	53.103824
Conductivity (S/m)	1.534291
Power drift (%)	-2.140000
Ambient Temperature:	22.9°C
Liquid Temperature:	22.1°C
ConvF:	6.17
Crest factor:	1:1

SURFACE SAR	VOLUME SAR
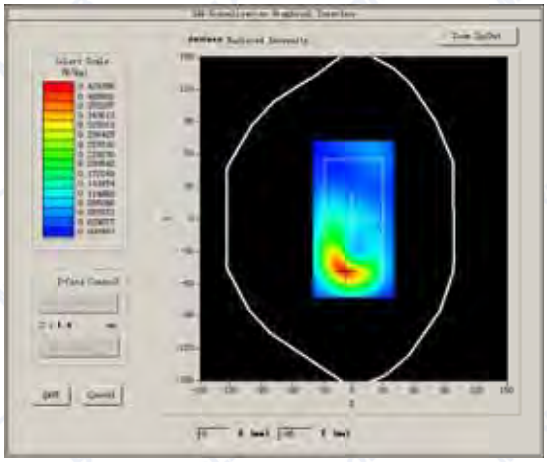	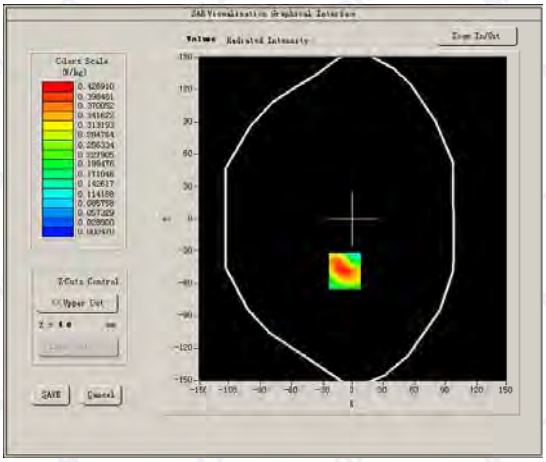

Maximum location: X=-8.00, Y=-48.00
SAR Peak: 0.73 W/kg

SAR 10g (W/Kg)	0.202182
SAR 1g (W/Kg)	0.411851

Z axis scan

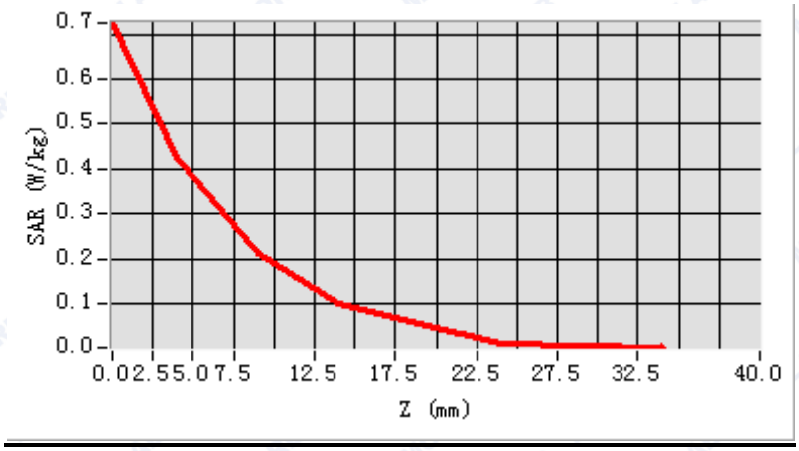

3D screen shot	Hot spot position
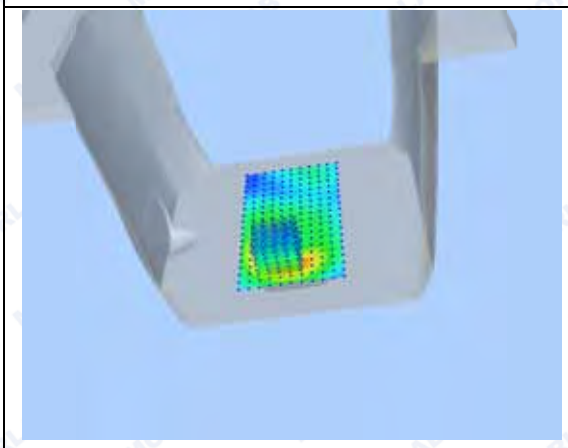	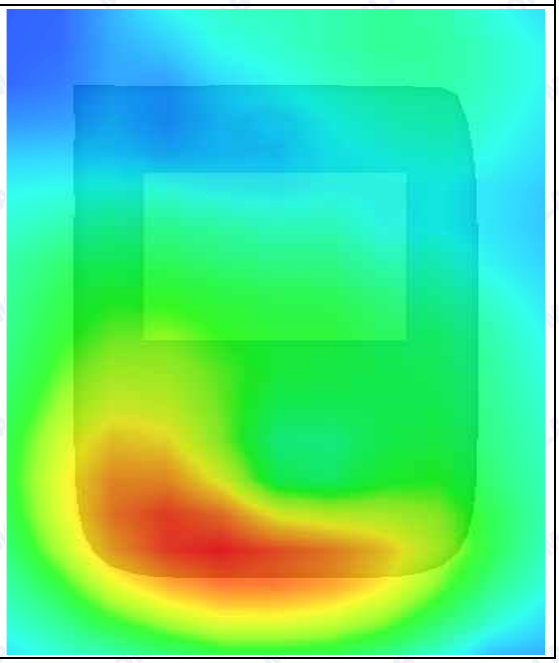

MEASUREMENT 59

Type: Phone measurement (Complete)

Area scan resolution: dx=8mm,dy=8mm

Zoom scan resolution: dx=8mm, dy=8mm, dz=5mm

Date of measurement: 2015.6.4

Measurement duration: 9 minutes 29 seconds

A. Experimental conditions.

Phantom File	surf_sam_plan.txt
Phantom	Validation plane
Device Position	Body
Band	LTE BAND2 (20MHZ)
Channels	Low
Signal	QPSK_50RB_RB OFFSET 0

B. SAR Measurement Results

Low Band SAR (Channel 18700):

Frequency (MHz)	1860.000000
Relative permittivity (real part)	53.103824
Conductivity (S/m)	1.534291
Power drift (%)	0.770000
Ambient Temperature:	22.9°C
Liquid Temperature:	22.1°C
ConvF:	6.17
Crest factor:	1:1

SURFACE SAR	VOLUME SAR
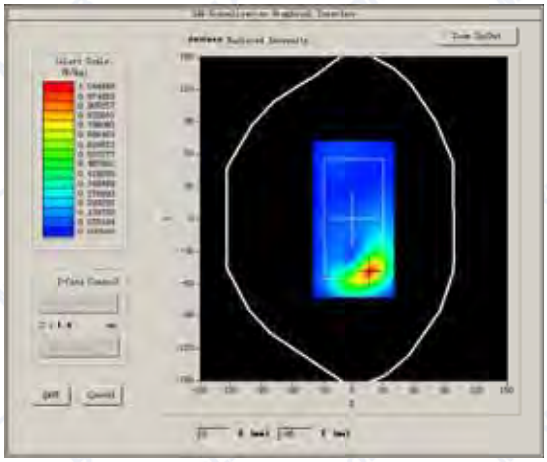	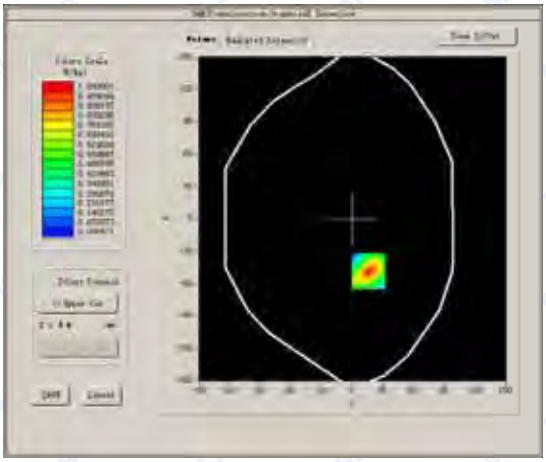

Maximum location: X=16.00, Y=-48.00
SAR Peak: 1.78 W/kg

SAR 10g (W/Kg)	0.454342
SAR 1g (W/Kg)	0.977755

Z axis scan

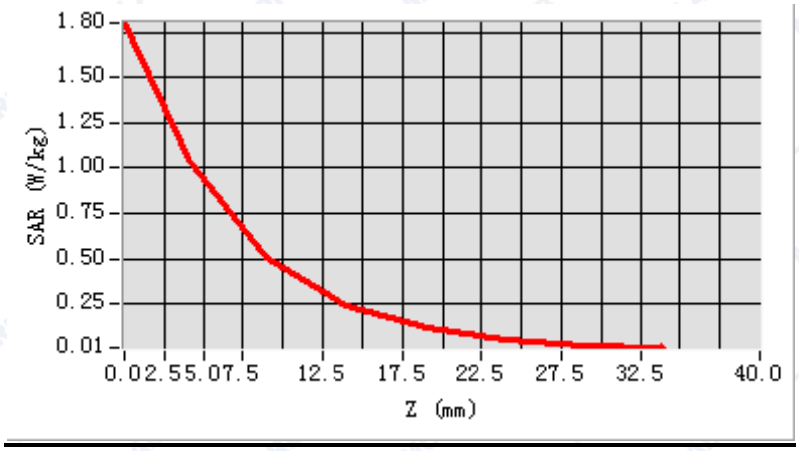

3D screen shot	Hot spot position
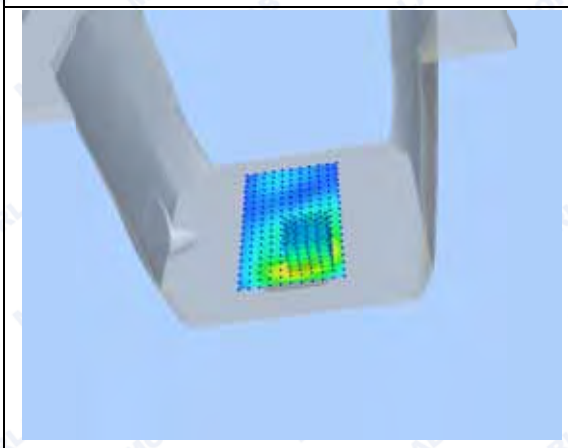	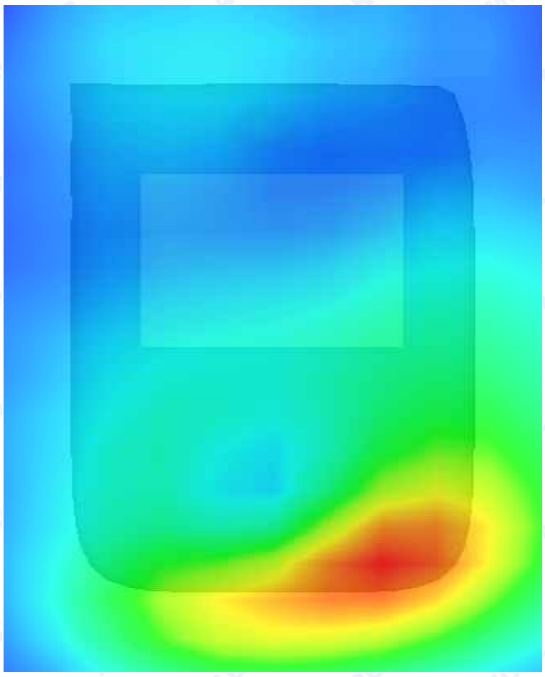

MEASUREMENT 60

Type: Phone measurement (Complete)

Area scan resolution: dx=8mm,dy=8mm

Zoom scan resolution: dx=8mm, dy=8mm, dz=5mm

Date of measurement: 2015.6.4

Measurement duration: 9 minutes 31 seconds

A. Experimental conditions.

Phantom File	surf_sam_plan.txt
Phantom	Validation plane
Device Position	Body
Band	LTE BAND2 (20MHZ)
Channels	Middle
Signal	QPSK_50RB_RB OFFSET 0

B. SAR Measurement Results

Middle Band SAR (Channel 18900):

Frequency (MHz)	1880.000000
Relative permittivity (real part)	53.103824
Conductivity (S/m)	1.534291
Power drift (%)	-2.140000
Ambient Temperature:	22.9°C
Liquid Temperature:	22.1°C
ConvF:	6.17
Crest factor:	1:1

SURFACE SAR	VOLUME SAR
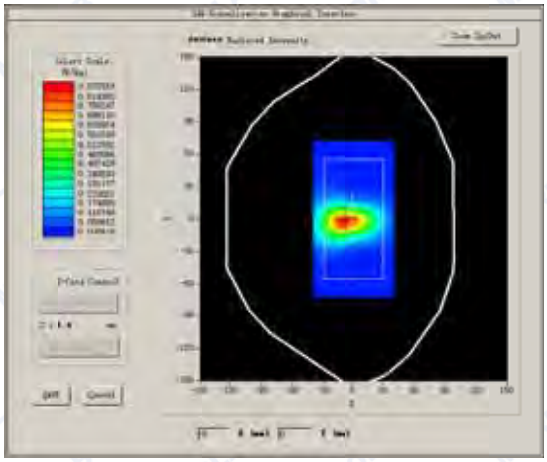	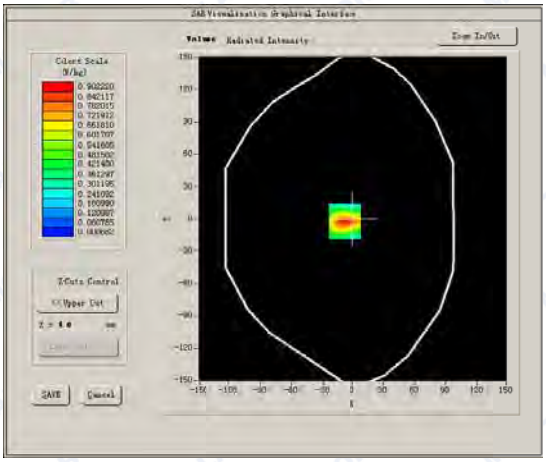

Maximum location: X=-8.00, Y=-2.00
SAR Peak: 1.51 W/kg

SAR 10g (W/Kg)	0.402136
SAR 1g (W/Kg)	0.848777

Z axis scan

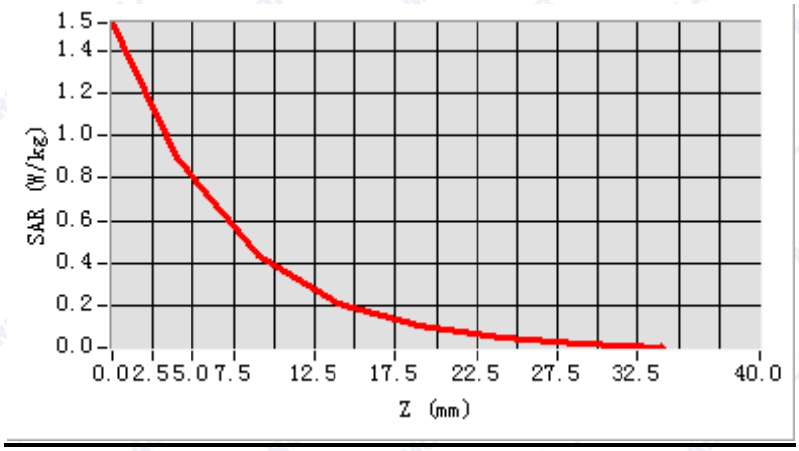

3D screen shot	Hot spot position
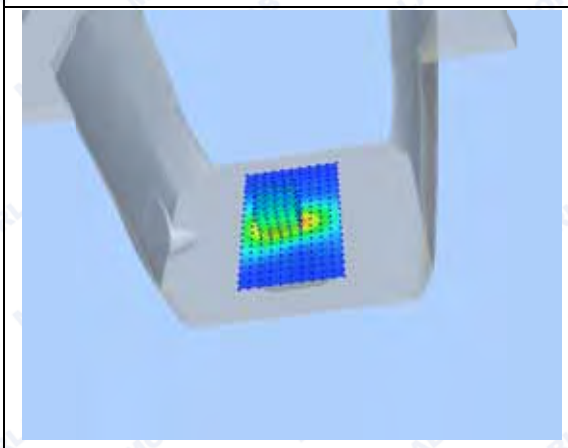	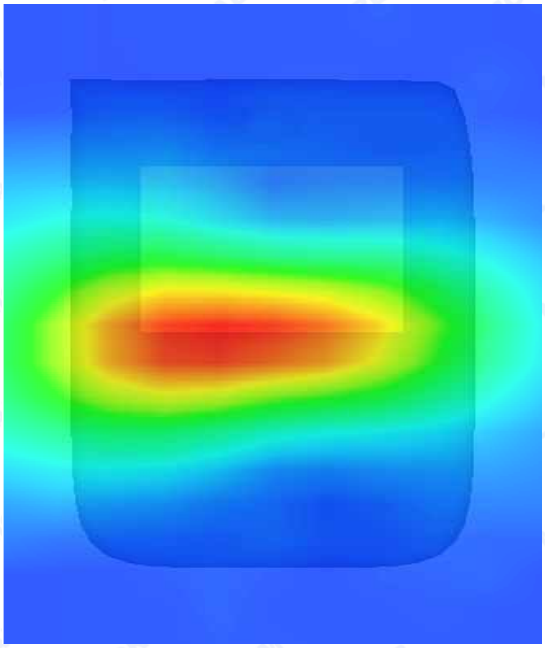

MEASUREMENT 61

Type: Phone measurement (Complete)

Area scan resolution: dx=8mm,dy=8mm

Zoom scan resolution: dx=8mm, dy=8mm, dz=5mm

Date of measurement: 2015.6.4

Measurement duration: 9 minutes 30 seconds

A. Experimental conditions.

Phantom File	surf_sam_plan.txt
Phantom	Validation plane
Device Position	Body
Band	LTE BAND2 (20MHZ)
Channels	High
Signal	QPSK_50RB_RB OFFSET 0

B. SAR Measurement Results

High Band SAR (Channel 19100):

Frequency (MHz)	1900.000000
Relative permittivity (real part)	53.103824
Conductivity (S/m)	1.534291
Power drift (%)	-1.080000
Ambient Temperature:	22.9°C
Liquid Temperature:	22.1°C
ConvF:	6.17
Crest factor:	1:1

SURFACE SAR	VOLUME SAR
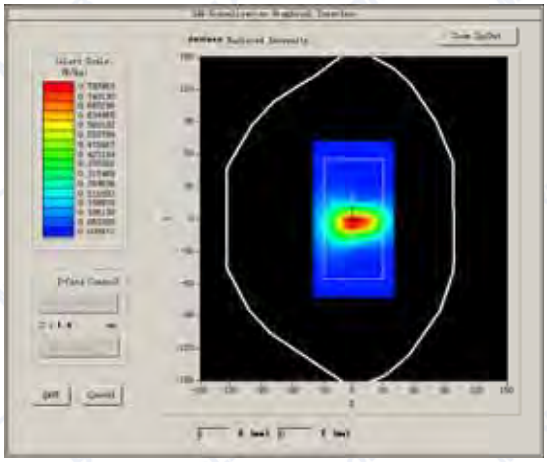	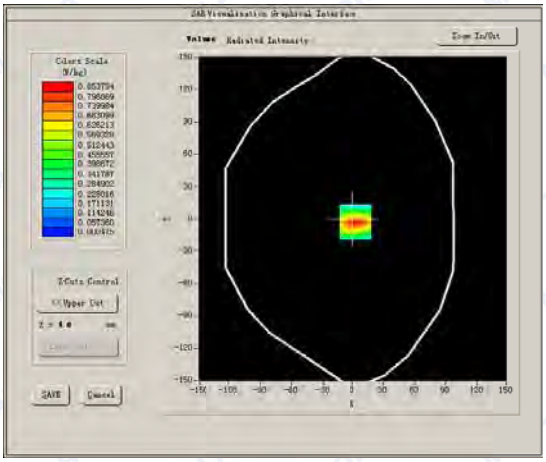

Maximum location: X=2.00, Y=-3.00
SAR Peak: 1.47 W/kg

SAR 10g (W/Kg)	0.377011
SAR 1g (W/Kg)	0.796553

Z axis scan

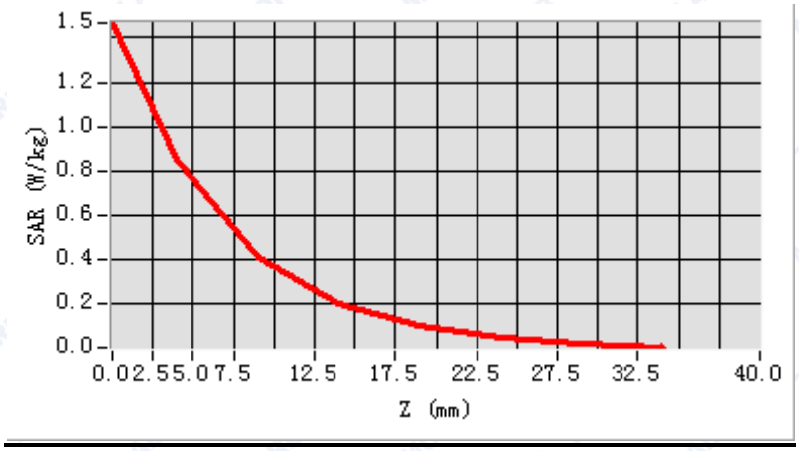

3D screen shot	Hot spot position
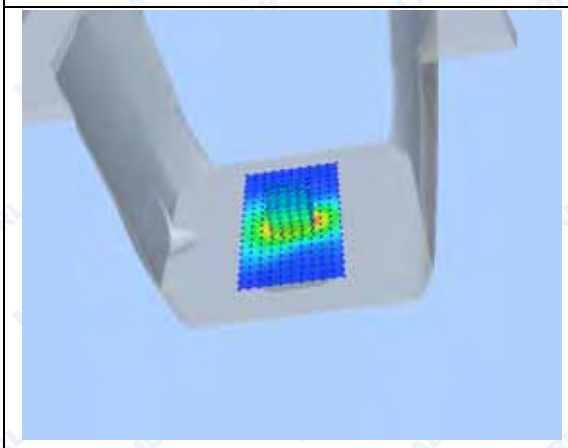	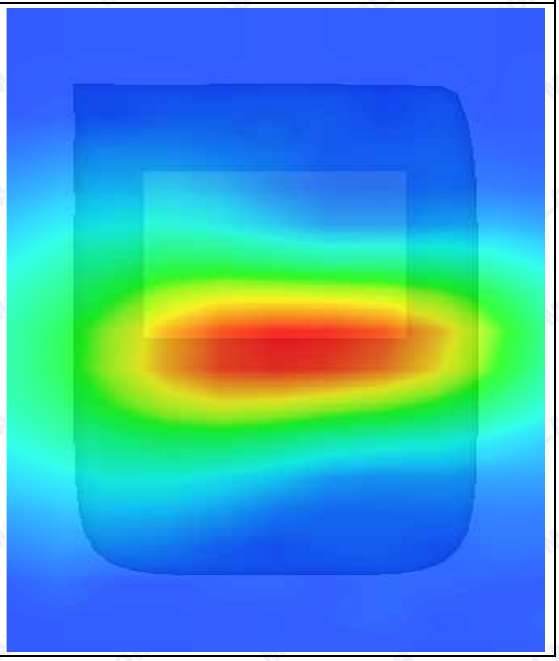

MEASUREMENT 62

Type: Phone measurement (Complete)

Area scan resolution: dx=8mm,dy=8mm

Zoom scan resolution: dx=8mm, dy=8mm, dz=5mm

Date of measurement: 2015.6.4

Measurement duration: 9 minutes 28 seconds

A. Experimental conditions.

Phantom File	surf_sam_plan.txt
Phantom	Validation plane
Device Position	Body
Band	LTE BAND2 (20MHZ)
Channels	Middle
Signal	QPSK_50RB_RB OFFSET 0

B. SAR Measurement Results

Middle Band SAR (Channel 18900):

Frequency (MHz)	1880.000000
Relative permittivity (real part)	53.103824
Conductivity (S/m)	1.534291
Power drift (%)	-1.440000
Ambient Temperature:	22.9°C
Liquid Temperature:	22.1°C
ConvF:	6.17
Crest factor:	1:1

SURFACE SAR	VOLUME SAR
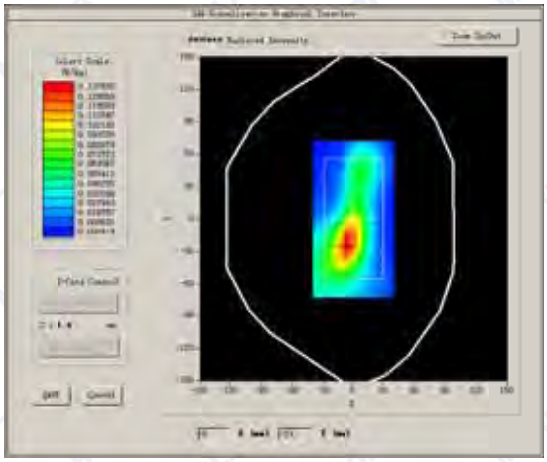	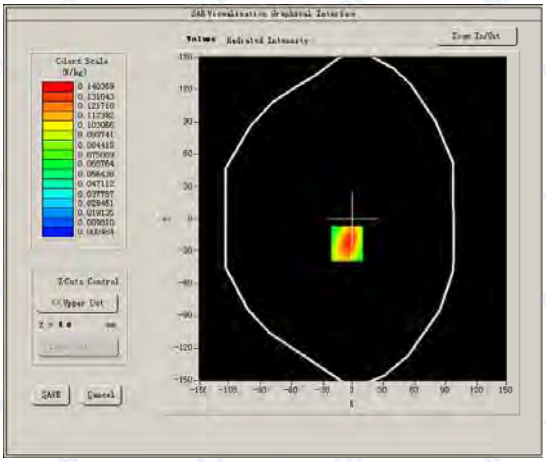

Maximum location: X=-6.00, Y=-23.00
SAR Peak: 0.24 W/kg

SAR 10g (W/Kg)	0.068032
SAR 1g (W/Kg)	0.136847

Z axis scan

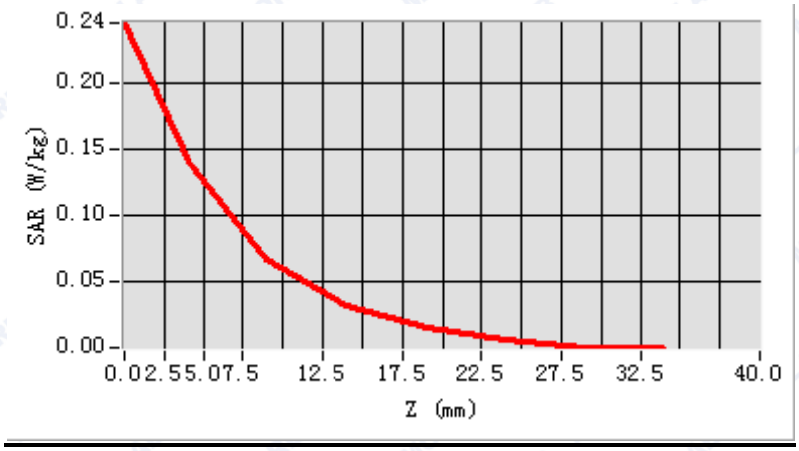

3D screen shot	Hot spot position
	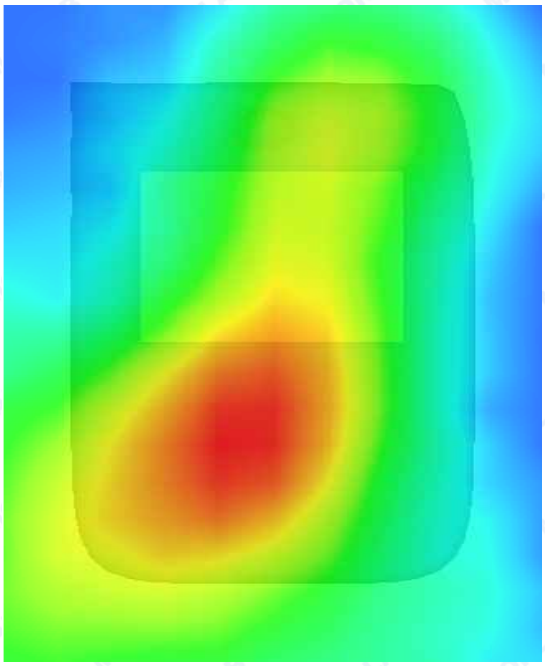

MEASUREMENT 63

Type: Phone measurement (Complete)

Area scan resolution: dx=8mm,dy=8mm

Zoom scan resolution: dx=8mm, dy=8mm, dz=5mm

Date of measurement: 2015.6.4

Measurement duration: 9 minutes 34 seconds

A. Experimental conditions.

Phantom File	surf_sam_plan.txt
Phantom	Validation plane
Device Position	Body
Band	LTE BAND2 (20MHZ)
Channels	Middle
Signal	QPSK_50RB_RB OFFSET 0

B. SAR Measurement Results

Middle Band SAR (Channel 18900):

Frequency (MHz)	1880.000000
Relative permittivity (real part)	53.103824
Conductivity (S/m)	1.534291
Power drift (%)	-0.960000
Ambient Temperature:	22.9°C
Liquid Temperature:	22.1°C
ConvF:	6.17
Crest factor:	1:1

SURFACE SAR	VOLUME SAR
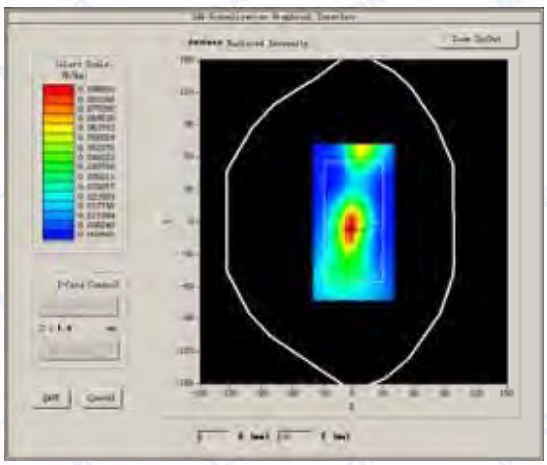	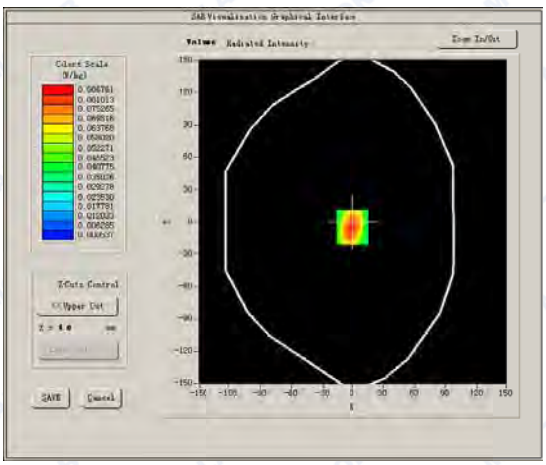

Maximum location: X=-1.00, Y=-5.00
SAR Peak: 0.15 W/kg

SAR 10g (W/Kg)	0.041380
SAR 1g (W/Kg)	0.083367

Z axis scan

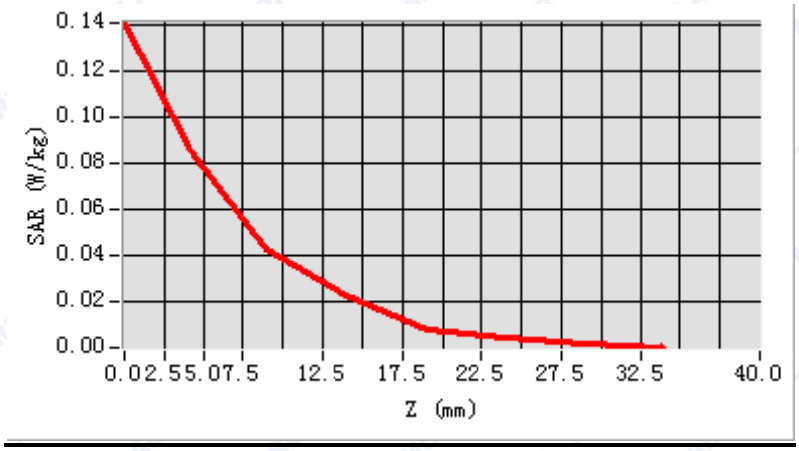

3D screen shot	Hot spot position
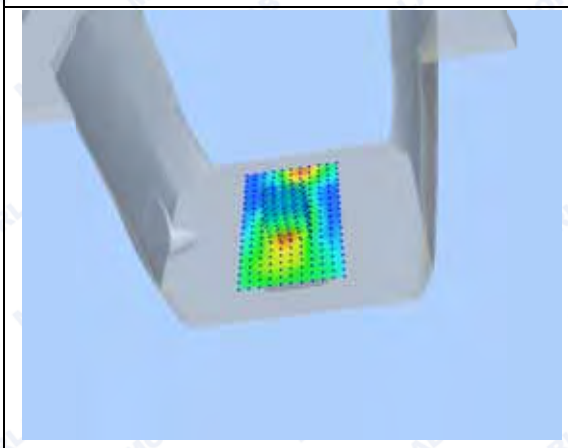	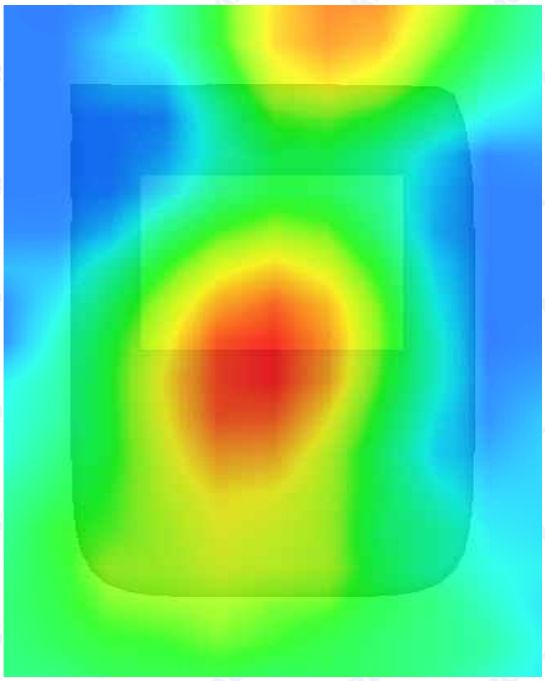

MEASUREMENT 64

Type: Phone measurement (Complete)

Area scan resolution: dx=8mm,dy=8mm

Zoom scan resolution: dx=8mm, dy=8mm, dz=5mm

Date of measurement: 2015.6.4

Measurement duration: 9 minutes 29 seconds

A. Experimental conditions.

Phantom File	surf_sam_plan.txt
Phantom	Validation plane
Device Position	Body
Band	LTE BAND2 (20MHZ)
Channels	Middle
Signal	QPSK_100RB_RB offset 0

B. SAR Measurement Results

Middle Band SAR (Channel 18900):

Frequency (MHz)	1880.000000
Relative permittivity (real part)	53.103824
Conductivity (S/m)	1.534291
Power drift (%)	1.400000
Ambient Temperature:	22.9°C
Liquid Temperature:	22.1°C
ConvF:	6.17
Crest factor:	1:1

SURFACE SAR	VOLUME SAR
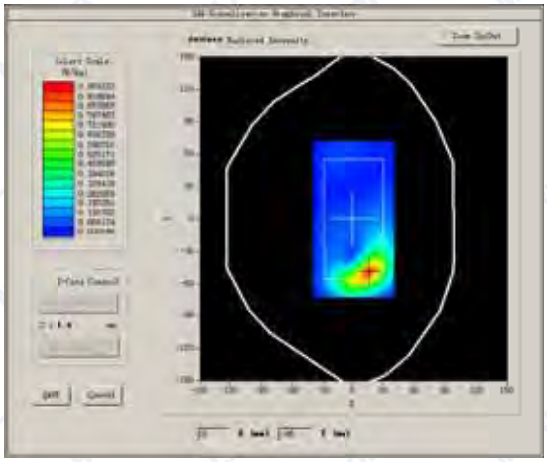	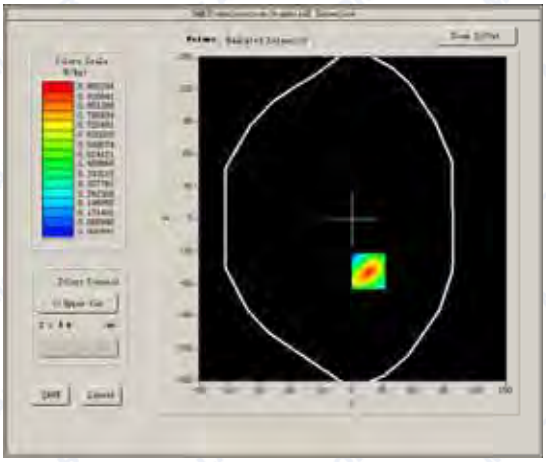

Maximum location: X=16.00, Y=-48.00
SAR Peak: 1.68 W/kg

SAR 10g (W/Kg)	0.424277
SAR 1g (W/Kg)	0.917040

Z axis scan

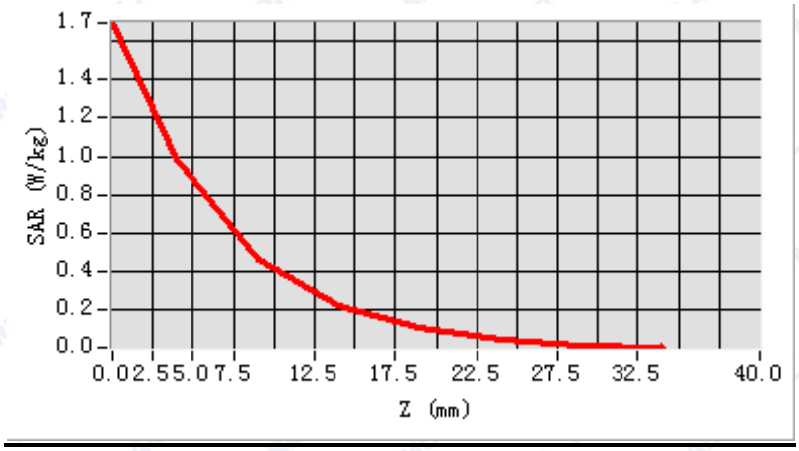

3D screen shot	Hot spot position
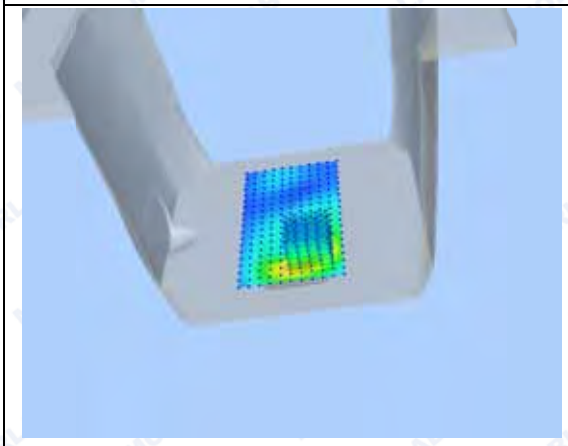	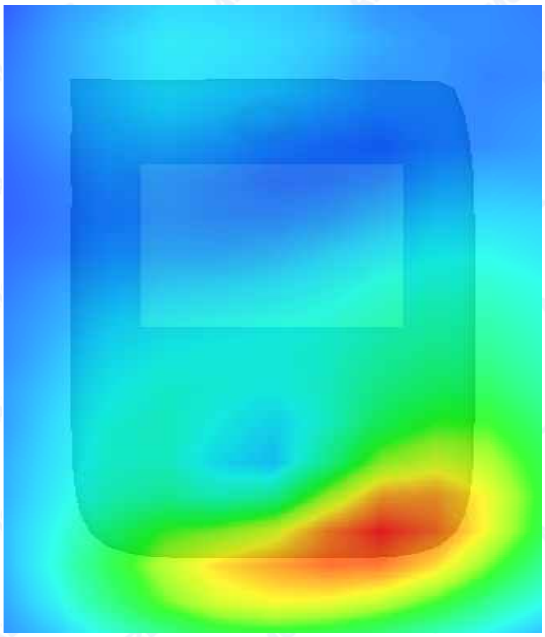

MEASUREMENT 65

Type: Phone measurement (Complete)

Area scan resolution: dx=8mm,dy=8mm

Zoom scan resolution: dx=8mm, dy=8mm, dz=5mm

Date of measurement: 2015.6.4

Measurement duration: 9 minutes 29 seconds

A. Experimental conditions.

Phantom File	surf_sam_plan.txt
Phantom	Validation plane
Device Position	Body
Band	LTE BAND2 (20MHZ)
Channels	Middle
Signal	QPSK_100RB_RB OFFSET 0

B. SAR Measurement Results

Middle Band SAR (Channel 18900):

Frequency (MHz)	1880.000000
Relative permittivity (real part)	53.103824
Conductivity (S/m)	1.534291
Power drift (%)	0.770000
Ambient Temperature:	22.9°C
Liquid Temperature:	22.1°C
ConvF:	6.17
Crest factor:	1:1

SURFACE SAR	VOLUME SAR
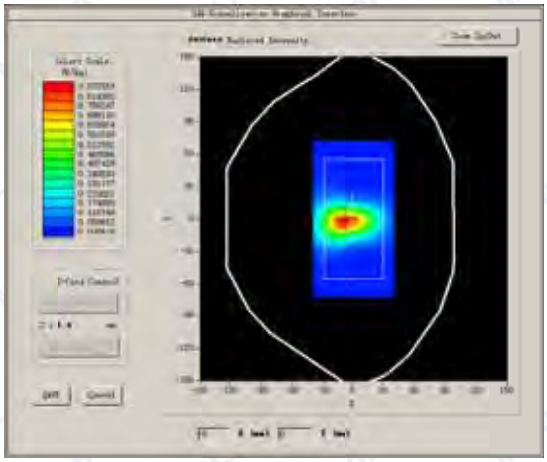	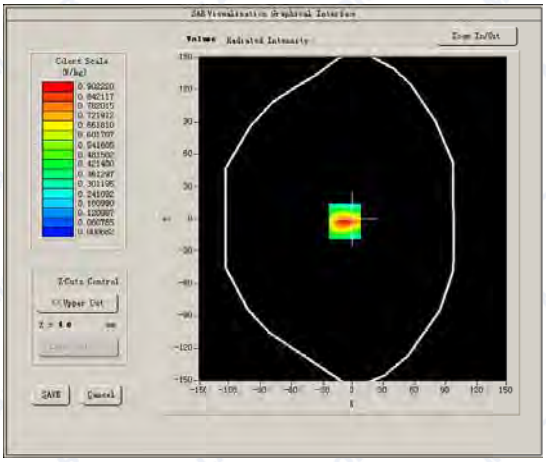

Maximum location: X=-8.00, Y=-2.00
SAR Peak: 1.51 W/kg

SAR 10g (W/Kg)	0.402136
SAR 1g (W/Kg)	0.695772

Z axis scan

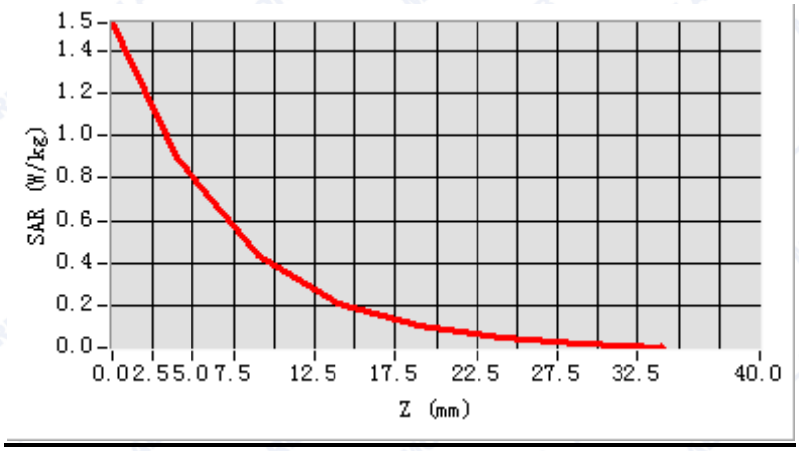

3D screen shot	Hot spot position
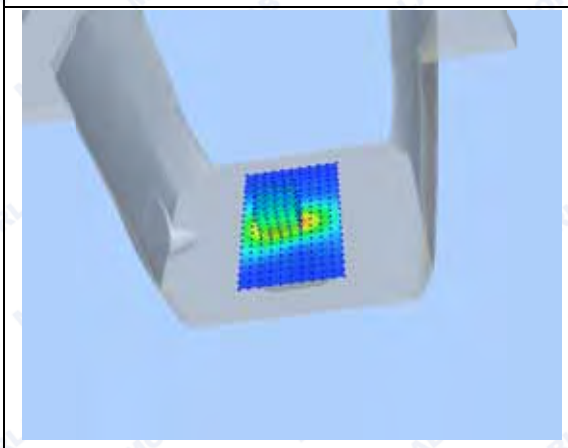	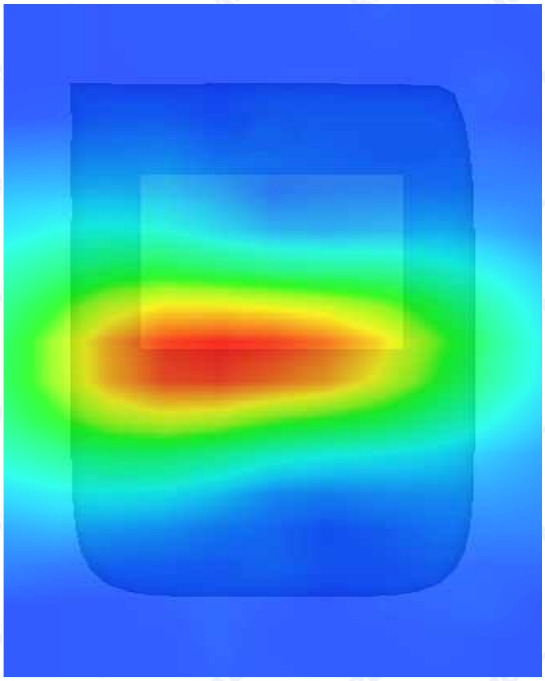

MEASUREMENT 66

Type: Phone measurement (Complete)

Area scan resolution: dx=8mm,dy=8mm

Zoom scan resolution: dx=5mm, dy=5mm, dz=5mm

Date of measurement: 2015.6.4

Measurement duration: 9 minutes 33 seconds

A. Experimental conditions.

Phantom File	surf_sam_plan.txt
Phantom	Flat Plane
Device Position	Body
Band	LTE Band4 (20MHz)
Channels	Low
Signal	QPSK_1RB_RB offset 99

B. SAR Measurement Results

Low Band SAR (Channel 20050):

Frequency (MHz)	1720.000000
Relative permittivity (real part)	53.560397
Conductivity (S/m)	1.468859
Power drift (%)	0.840000
Ambient Temperature:	22.4°C
Liquid Temperature:	21.9°C
ConvF:	5.51
Crest factor:	1:1

SURFACE SAR	VOLUME SAR
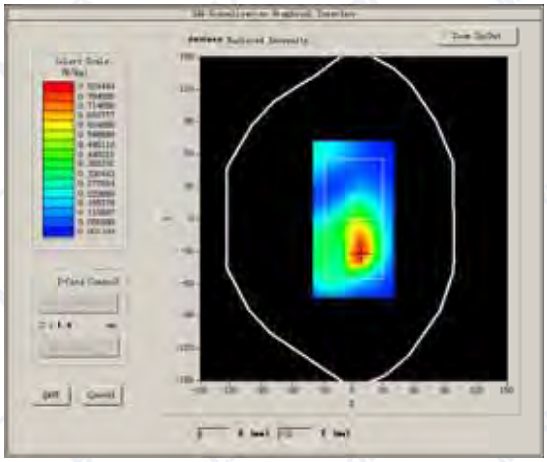	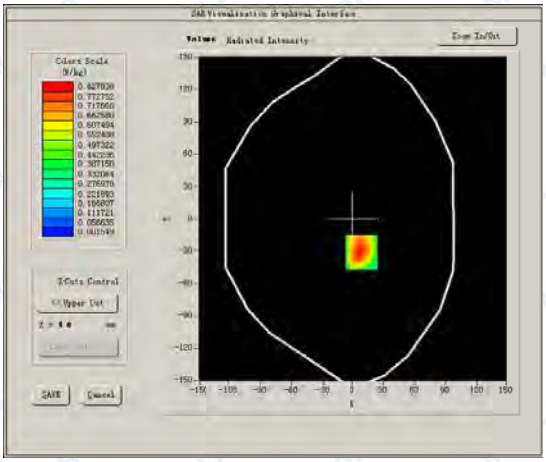

Maximum location: X=8.00, Y=-31.00
SAR Peak: 1.46 W/kg

SAR 10g (W/Kg)	0.439997
SAR 1g (W/Kg)	0.855095

Z axis scan

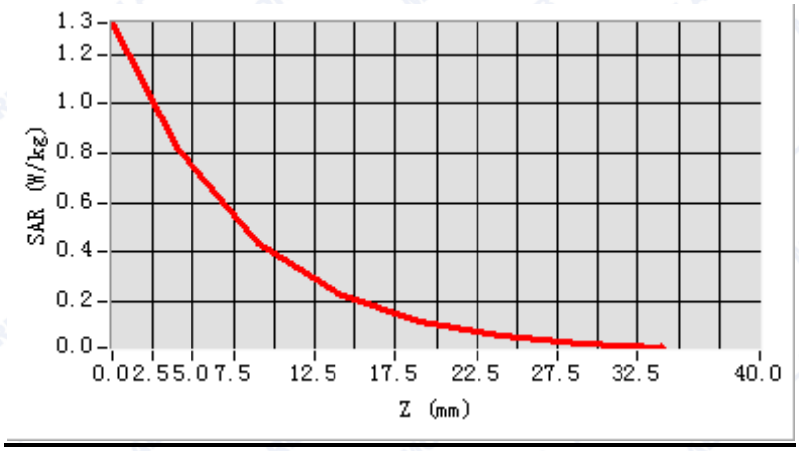

3D screen shot	Hot spot position
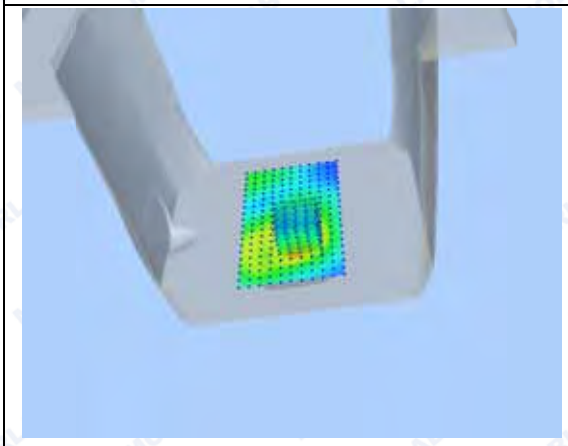	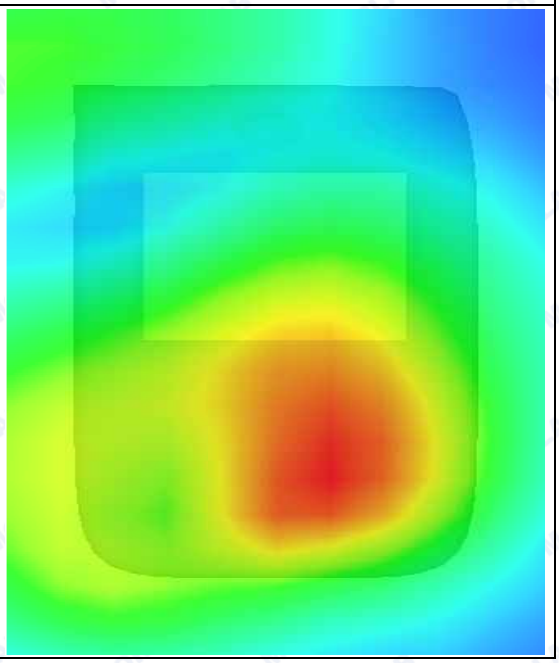

MEASUREMENT 67

Type: Phone measurement (Complete)

Area scan resolution: dx=8mm,dy=8mm

Zoom scan resolution: dx=5mm, dy=5mm, dz=5mm

Date of measurement: 2015.6.4

Measurement duration: 9 minutes 35 seconds

A. Experimental conditions.

Phantom File	surf_sam_plan.txt
Phantom	Flat Plane
Device Position	Body
Band	LTE Band4 (20MHz)
Channels	Middle
Signal	QPSK_1RB_RB offset 99

B. SAR Measurement Results

Middle Band SAR (Channel 20175):

Frequency (MHz)	1732.500000
Relative permittivity (real part)	53.560397
Conductivity (S/m)	1.468859
Power drift (%)	-3.890000
Ambient Temperature:	22.4°C
Liquid Temperature:	21.9°C
ConvF:	5.51
Crest factor:	1:1

SURFACE SAR	VOLUME SAR
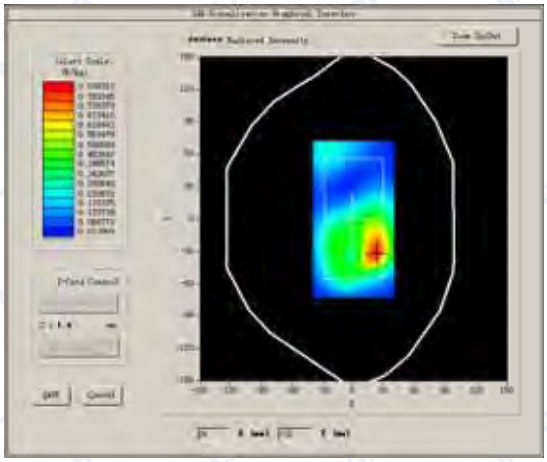	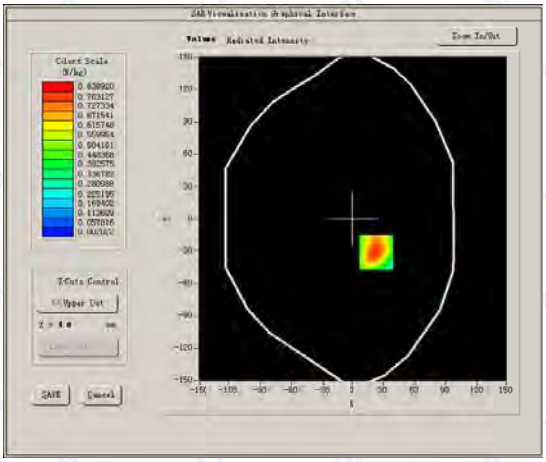

Maximum location: X=23.00, Y=-31.00
SAR Peak: 1.47 W/kg

SAR 10g (W/Kg)	0.442160
SAR 1g (W/Kg)	0.865127

Z axis scan

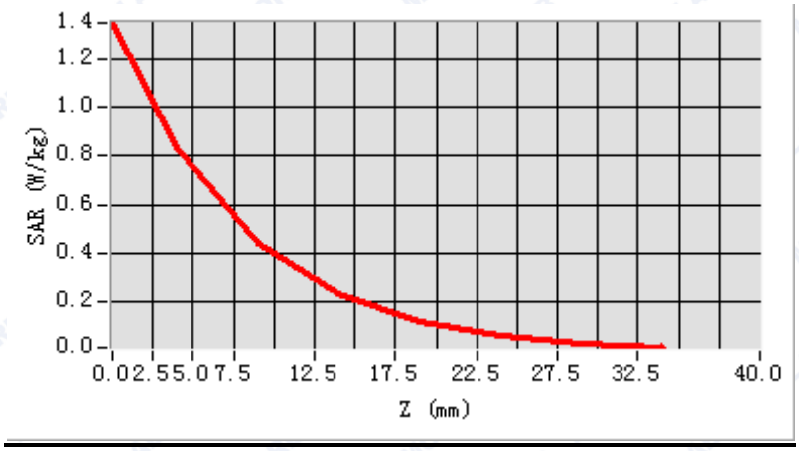

3D screen shot	Hot spot position
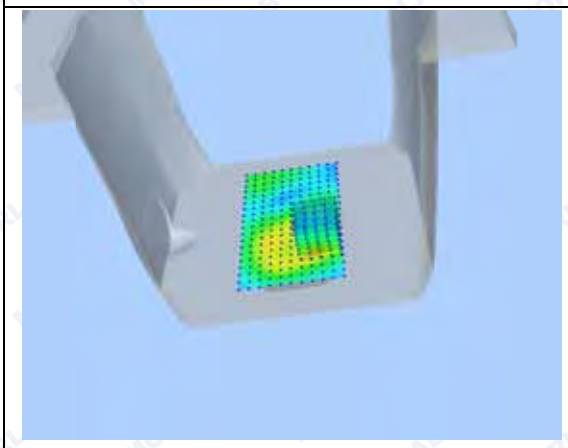	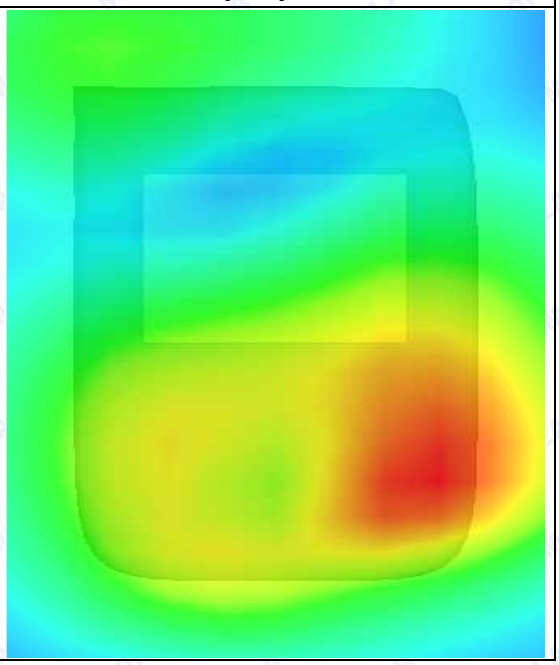

MEASUREMENT 68

Type: Phone measurement (Complete)

Area scan resolution: dx=8mm,dy=8mm

Zoom scan resolution: dx=5mm, dy=5mm, dz=5mm

Date of measurement: 2015.6.4

Measurement duration: 9 minutes 33 seconds

A. Experimental conditions.

Phantom File	surf_sam_plan.txt
Phantom	Flat Plane
Device Position	Body
Band	LTE Band4 (20MHz)
Channels	High
Signal	QPSK_1RB_RB offset 99

B. SAR Measurement Results

High Band SAR (Channel 20300):

Frequency (MHz)	1745.000000
Relative permittivity (real part)	53.560397
Conductivity (S/m)	1.468859
Power drift (%)	-1.210000
Ambient Temperature:	22.4°C
Liquid Temperature:	21.9°C
ConvF:	5.51
Crest factor:	1:1

SURFACE SAR	VOLUME SAR
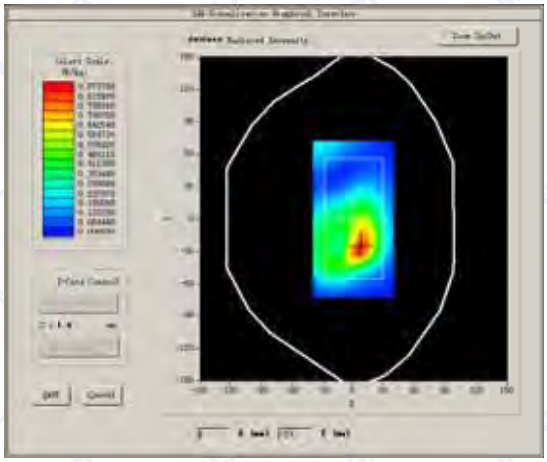	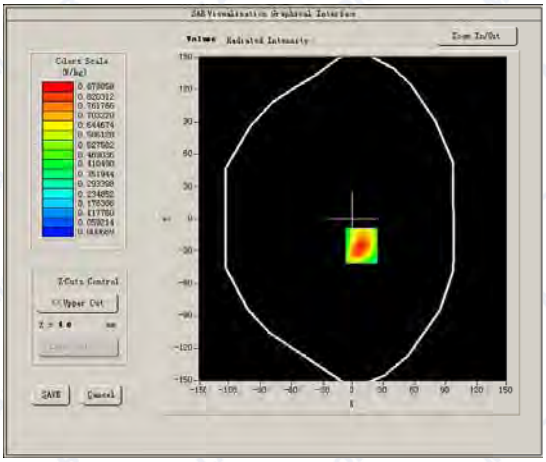

Maximum location: X=8.00, Y=-25.00
SAR Peak: 1.58 W/kg

SAR 10g (W/Kg)	0.461304
SAR 1g (W/Kg)	0.915086

Z axis scan

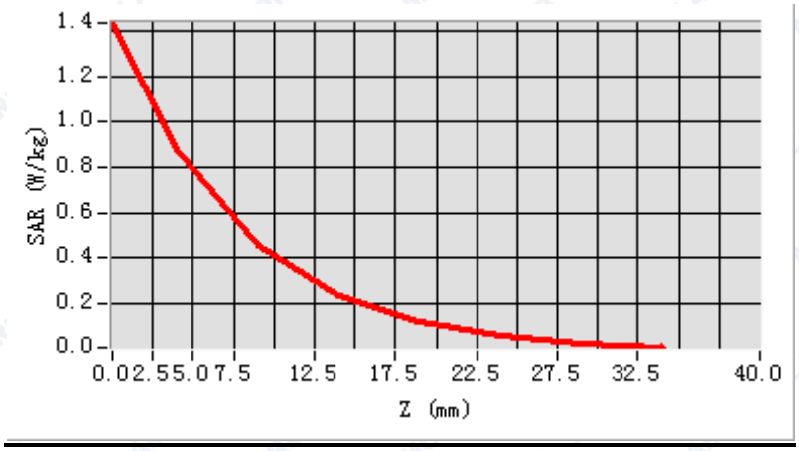

3D screen shot	Hot spot position
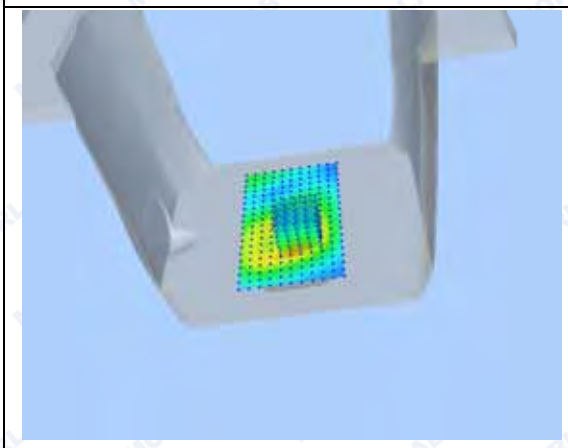	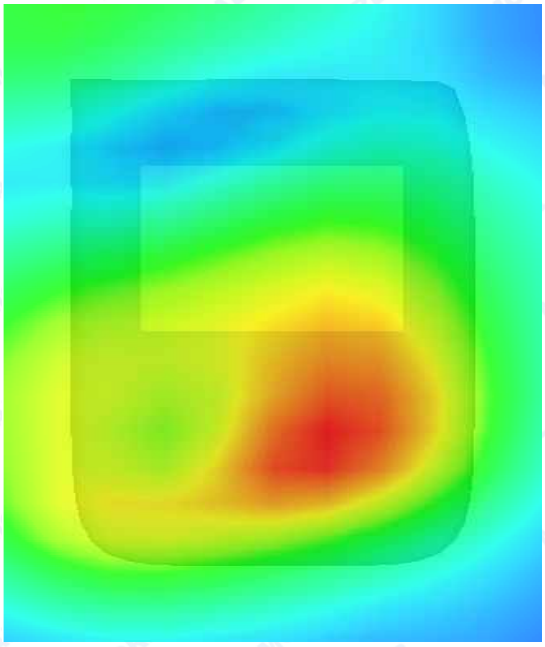

MEASUREMENT 69

Type: Phone measurement (Complete)

Area scan resolution: dx=8mm,dy=8mm

Zoom scan resolution: dx=5mm, dy=5mm, dz=5mm

Date of measurement: 2015.6.4

Measurement duration: 9 minutes 31 seconds

A. Experimental conditions.

Phantom File	surf_sam_plan.txt
Phantom	Flat Plane
Device Position	Body
Band	LTE Band4 (20MHz)
Channels	Low
Signal	QPSK_1RB_RB offset 99

B. SAR Measurement Results

Low Band SAR (Channel 20050):

Frequency (MHz)	1720.000000
Relative permittivity (real part)	53.560397
Conductivity (S/m)	1.468859
Power drift (%)	-2.390000
Ambient Temperature:	22.4°C
Liquid Temperature:	21.9°C
ConvF:	5.51
Crest factor:	1:1

SURFACE SAR	VOLUME SAR
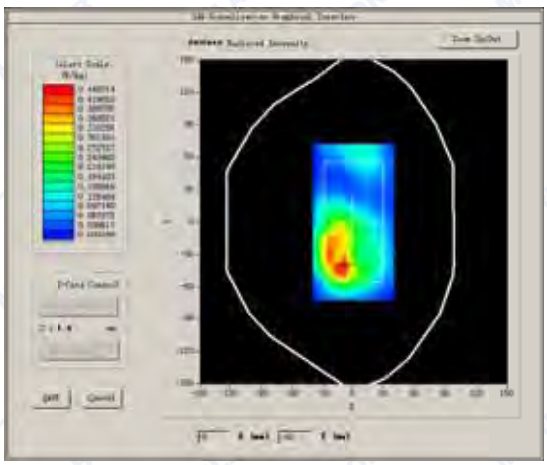	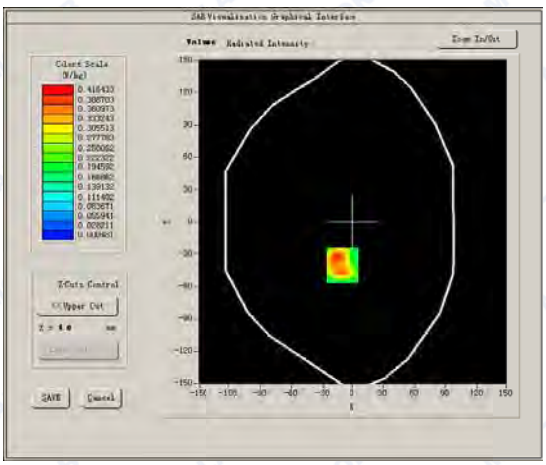

Maximum location: X=-10.00, Y=-40.00
SAR Peak: 0.84 W/kg

SAR 10g (W/Kg)	0.188070
SAR 1g (W/Kg)	0.411701

Z axis scan

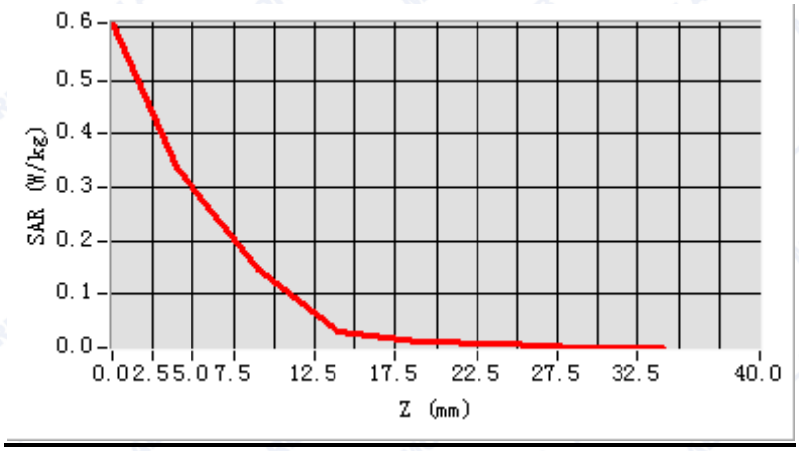

3D screen shot	Hot spot position
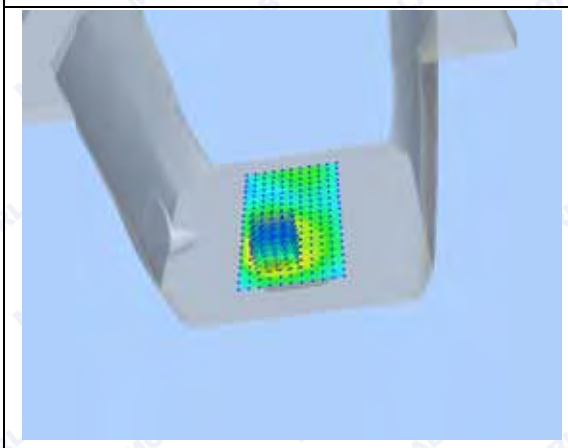	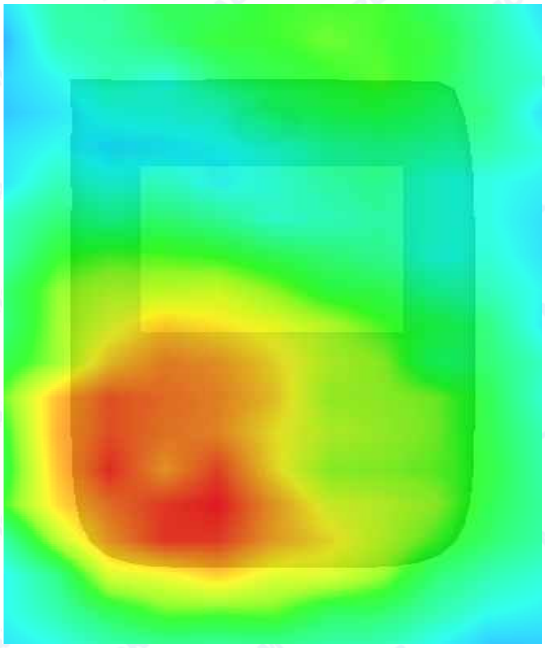

MEASUREMENT 70

Type: Phone measurement (Complete)

Area scan resolution: dx=8mm,dy=8mm

Zoom scan resolution: dx=5mm, dy=5mm, dz=5mm

Date of measurement: 2015.6.4

Measurement duration: 9 minutes 35 seconds

A. Experimental conditions.

Phantom File	surf_sam_plan.txt
Phantom	Flat Plane
Device Position	Body
Band	LTE Band4 (20MHz)
Channels	Low
Signal	QPSK_1RB_RB offset 99

B. SAR Measurement Results

Low Band SAR (Channel 20050):

Frequency (MHz)	1720.000000
Relative permittivity (real part)	53.560397
Conductivity (S/m)	1.468859
Power drift (%)	-0.150000
Ambient Temperature:	22.4°C
Liquid Temperature:	21.9°C
ConvF:	5.51
Crest factor:	1:1

SURFACE SAR	VOLUME SAR
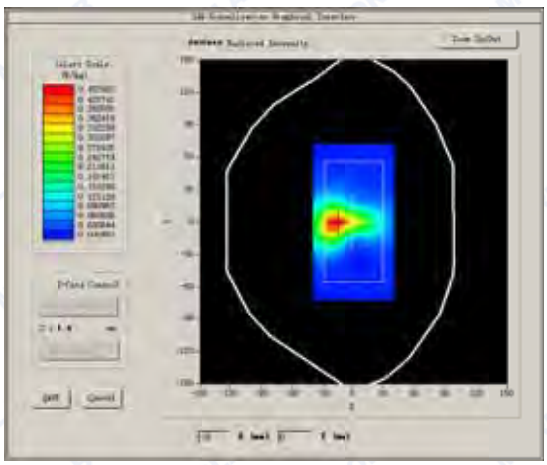	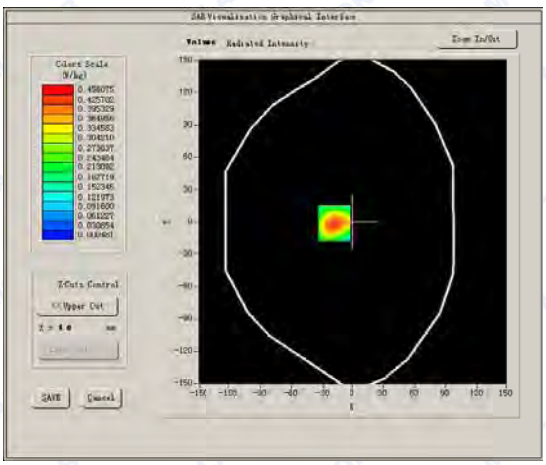

Maximum location: X=-18.00, Y=-1.00
SAR Peak: 0.83 W/kg

SAR 10g (W/Kg)	0.229073
SAR 1g (W/Kg)	0.473175

Z axis scan

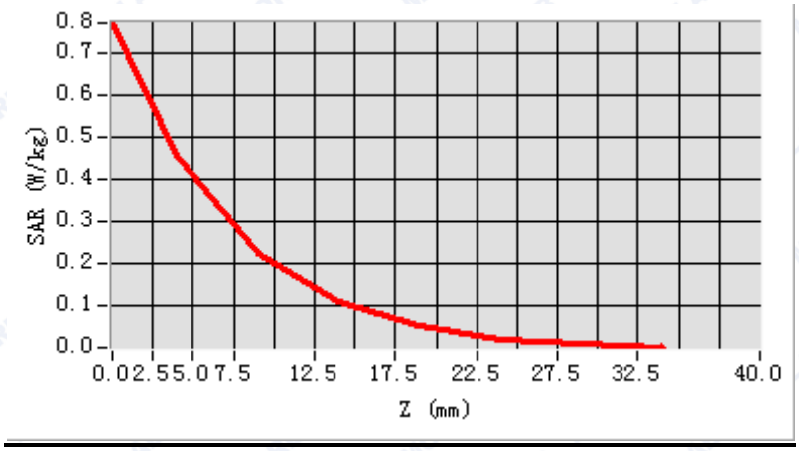

3D screen shot	Hot spot position
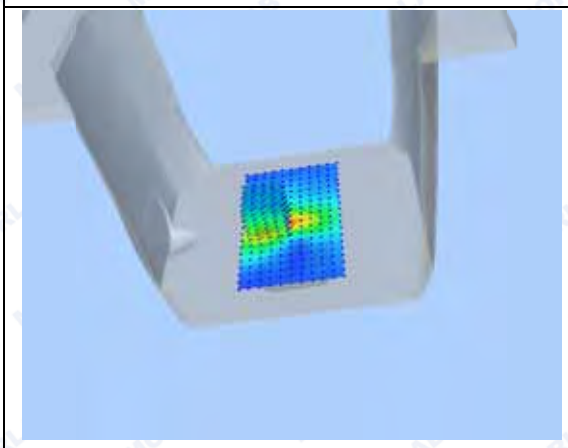	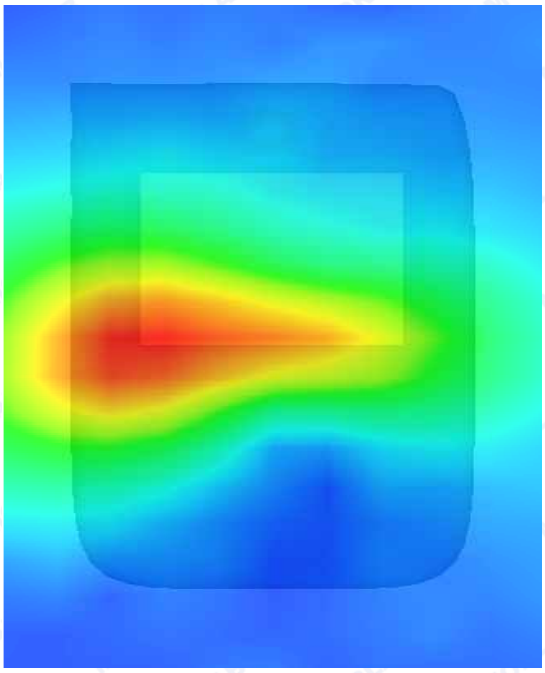

MEASUREMENT 71

Type: Phone measurement (Complete)

Area scan resolution: dx=8mm,dy=8mm

Zoom scan resolution: dx=5mm, dy=5mm, dz=5mm

Date of measurement: 2015.6.4

Measurement duration: 9 minutes 33 seconds

A. Experimental conditions.

Phantom File	surf_sam_plan.txt
Phantom	Flat Plane
Device Position	Body
Band	LTE Band4 (20MHz)
Channels	Low
Signal	QPSK_1RB_RB offset 99

B. SAR Measurement Results

Low Band SAR (Channel 20050):

Frequency (MHz)	1720.000000
Relative permittivity (real part)	53.560397
Conductivity (S/m)	1.468859
Power drift (%)	-1.210000
Ambient Temperature:	22.4°C
Liquid Temperature:	21.9°C
ConvF:	5.51
Crest factor:	1:1

SURFACE SAR	VOLUME SAR
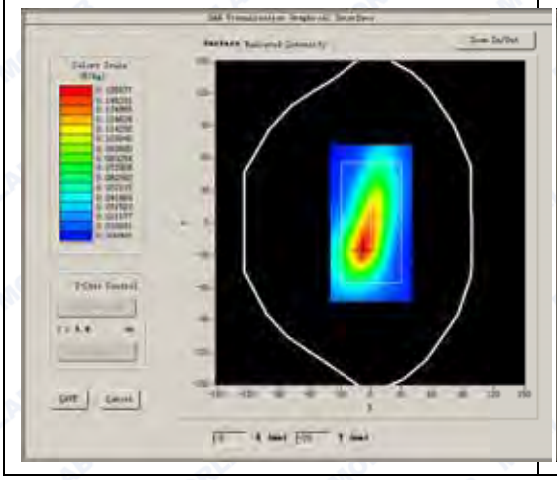	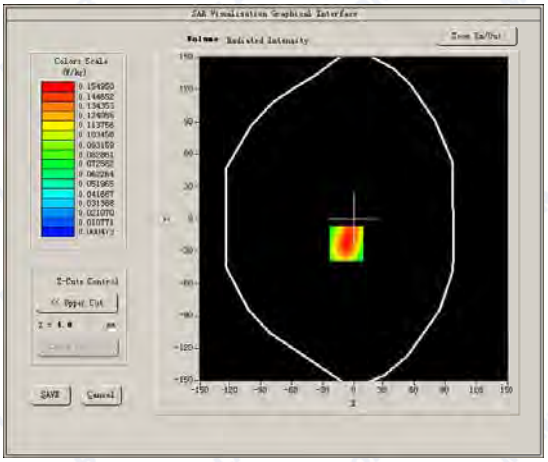

Maximum location: X=-7.00, Y=-23.00
SAR Peak: 0.29 W/kg

SAR 10g (W/Kg)	0.084217
SAR 1g (W/Kg)	0.162273

Z axis scan

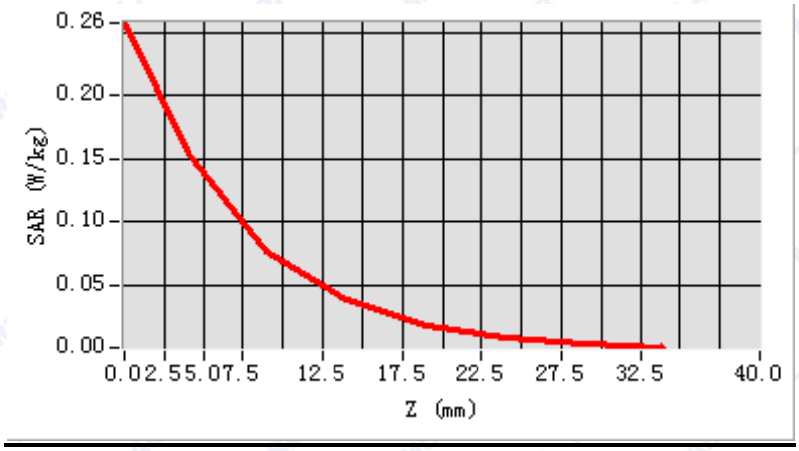

3D screen shot	Hot spot position
	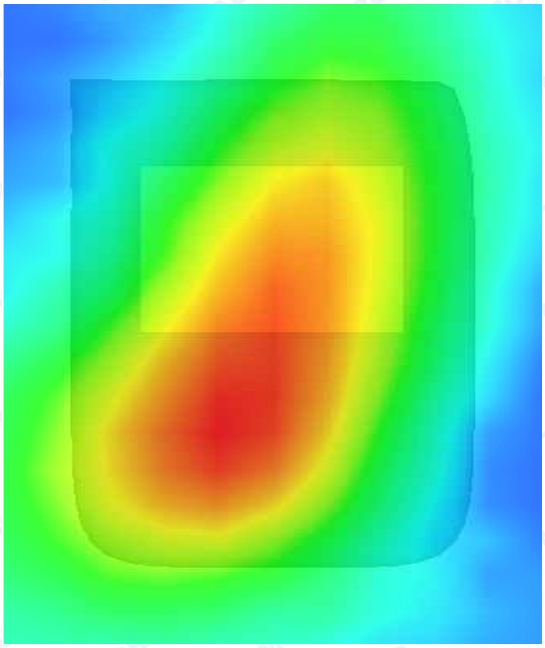

MEASUREMENT 72

Type: Phone measurement (Complete)

Area scan resolution: dx=8mm,dy=8mm

Zoom scan resolution: dx=5mm, dy=5mm, dz=5mm

Date of measurement: 2015.6.4

Measurement duration: 9 minutes 31 seconds

A. Experimental conditions.

Phantom File	surf_sam_plan.txt
Phantom	Flat Plane
Device Position	Body
Band	LTE Band4 (20MHz)
Channels	Low
Signal	QPSK_1RB_RB offset 99

B. SAR Measurement Results

Low Band SAR (Channel 20050):

Frequency (MHz)	1720.000000
Relative permittivity (real part)	53.560397
Conductivity (S/m)	1.468859
Power drift (%)	1.120000
Ambient Temperature:	22.4°C
Liquid Temperature:	21.9°C
ConvF:	5.51
Crest factor:	1:1

SURFACE SAR	VOLUME SAR
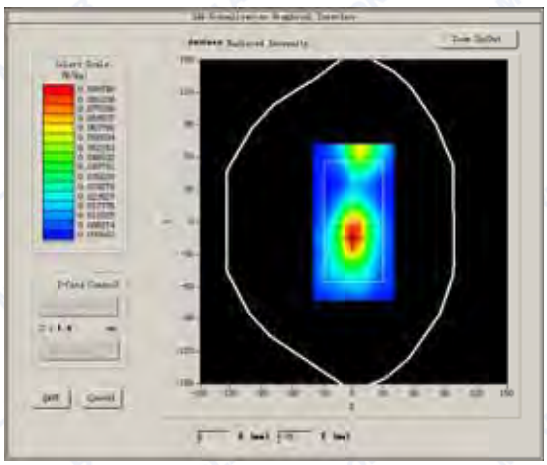	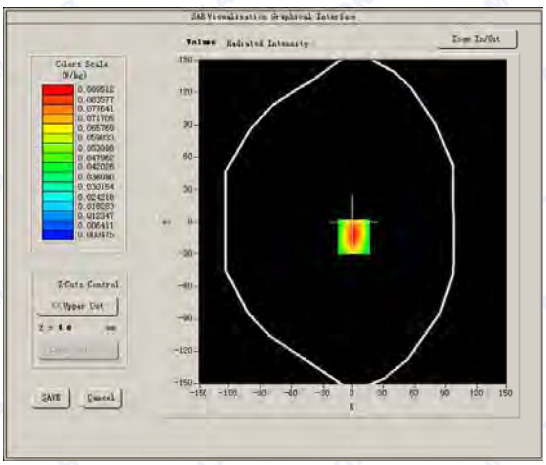

Maximum location: X=1.00, Y=-14.00
SAR Peak: 0.16 W/kg

SAR 10g (W/Kg)	0.047582
SAR 1g (W/Kg)	0.093023

Z axis scan

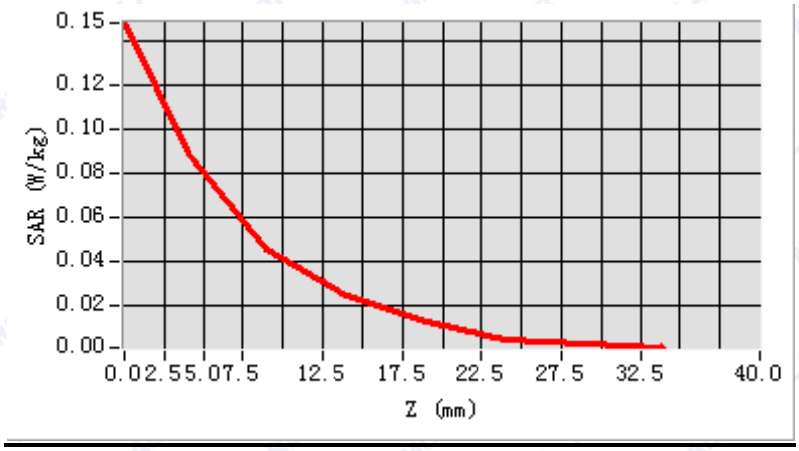

3D screen shot	Hot spot position
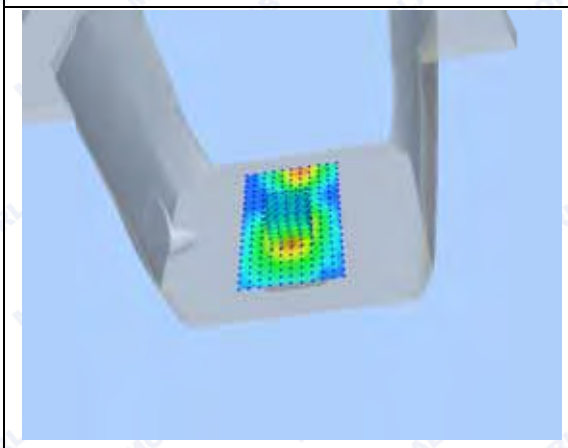	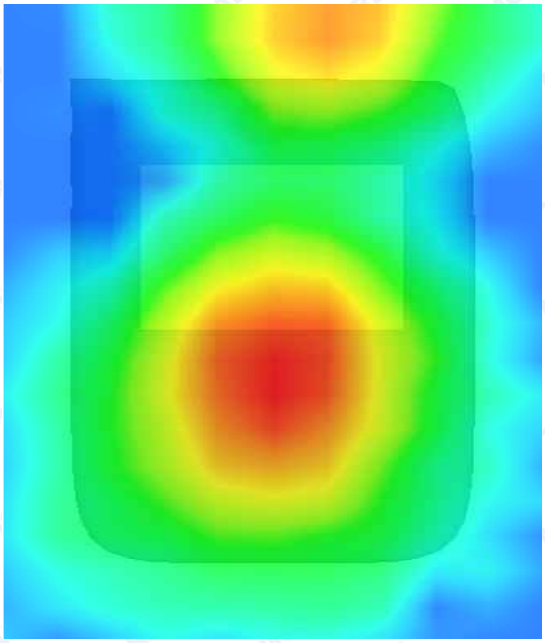

MEASUREMENT 73

Type: Phone measurement (Complete)

Area scan resolution: dx=8mm,dy=8mm

Zoom scan resolution: dx=5mm, dy=5mm, dz=5mm

Date of measurement: 2015.6.4

Measurement duration: 9 minutes 35 seconds

A. Experimental conditions.

Phantom File	surf_sam_plan.txt
Phantom	Flat Plane
Device Position	Body
Band	LTE Band4 (20MHz)
Channels	Low
Signal	QPSK_50RB_RB offset 0

B. SAR Measurement Results

Low Band SAR (Channel 20050):

Frequency (MHz)	1720.000000
Relative permittivity (real part)	53.560397
Conductivity (S/m)	1.468859
Power drift (%)	-3.890000
Ambient Temperature:	22.4°C
Liquid Temperature:	21.9°C
ConvF:	5.51
Crest factor:	1:1

SURFACE SAR	VOLUME SAR
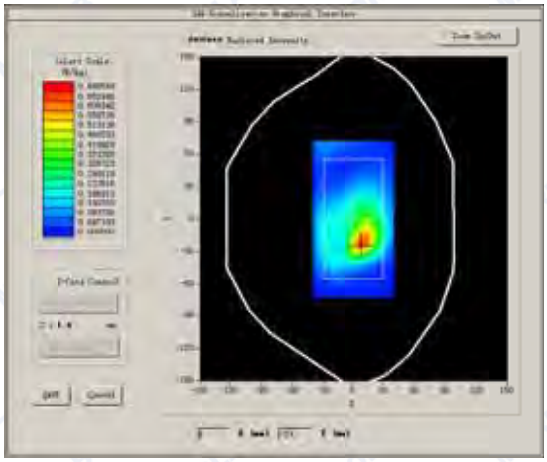	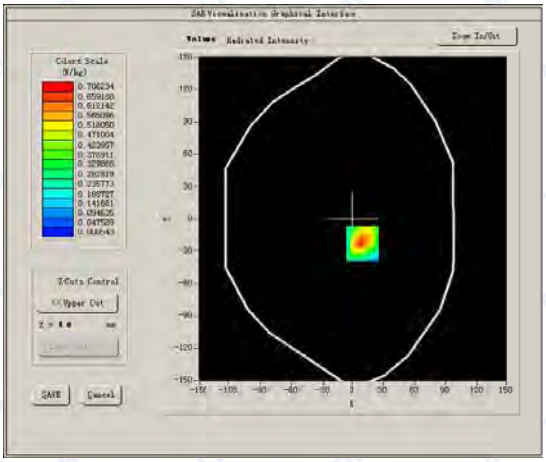

Maximum location: X=9.00, Y=-23.00
SAR Peak: 1.31 W/kg

SAR 10g (W/Kg)	0.332718
SAR 1g (W/Kg)	0.716431

Z axis scan

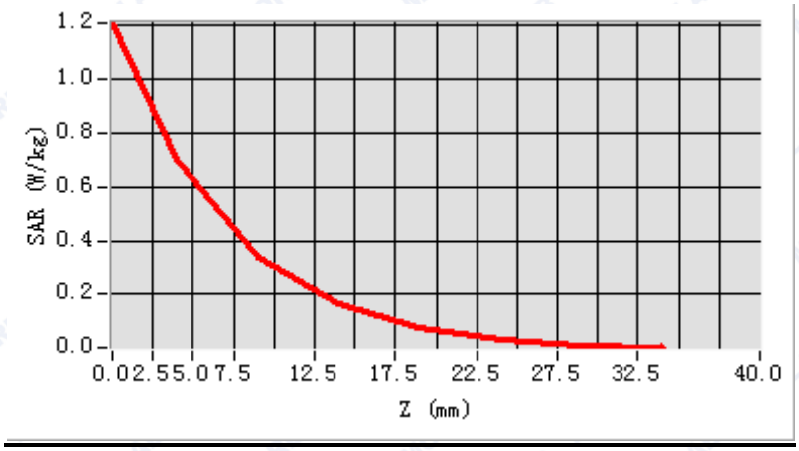

3D screen shot	Hot spot position
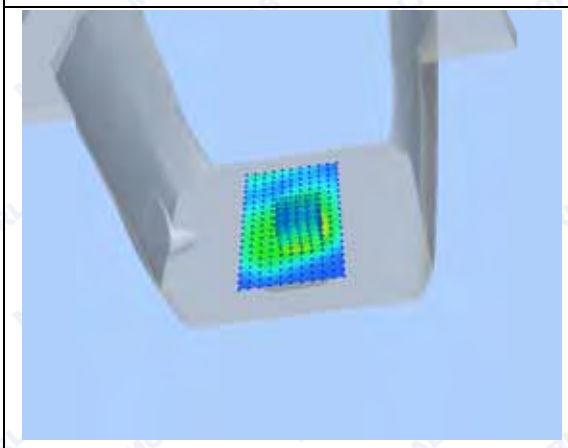	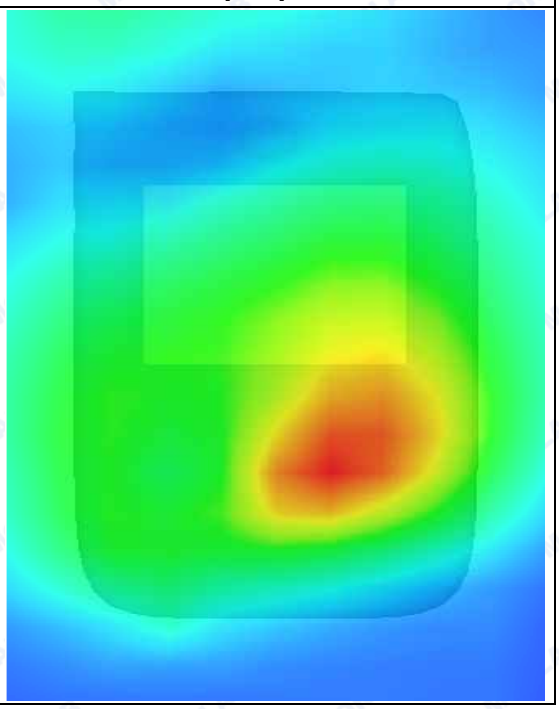

MEASUREMENT 74

Type: Phone measurement (Complete)

Area scan resolution: dx=8mm,dy=8mm

Zoom scan resolution: dx=5mm, dy=5mm, dz=5mm

Date of measurement: 2015.6.4

Measurement duration: 9 minutes 31 seconds

A. Experimental conditions.

Phantom File	surf_sam_plan.txt
Phantom	Flat Plane
Device Position	Body
Band	LTE Band4 (20MHz)
Channels	Low
Signal	QPSK_50RB_RB offset 0

B. SAR Measurement Results

Low Band SAR (Channel 20050):

Frequency (MHz)	1720.000000
Relative permittivity (real part)	53.560397
Conductivity (S/m)	1.468859
Power drift (%)	-2.390000
Ambient Temperature:	22.4°C
Liquid Temperature:	21.9°C
ConvF:	5.51
Crest factor:	1:1

SURFACE SAR	VOLUME SAR
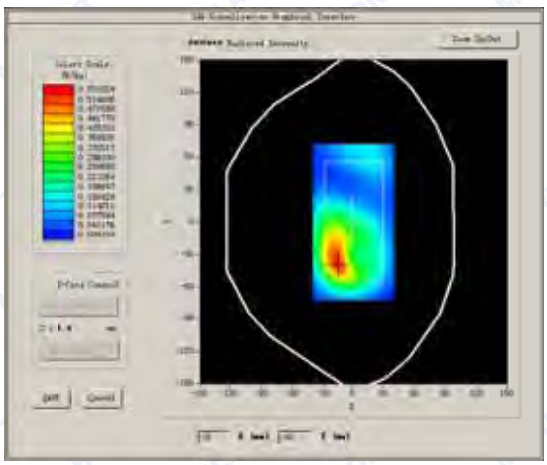	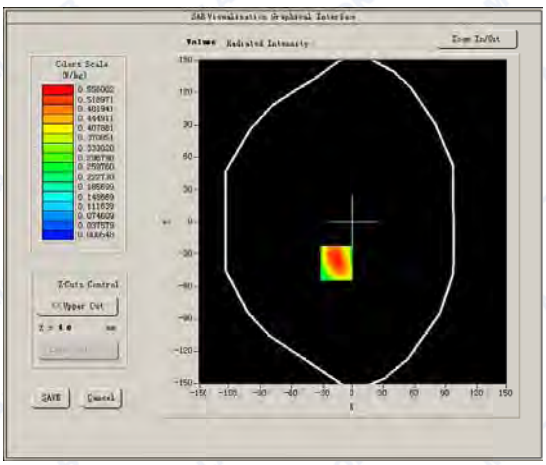

Maximum location: X=-16.00, Y=-38.00
SAR Peak: 0.99 W/kg

SAR 10g (W/Kg)	0.305431
SAR 1g (W/Kg)	0.581771

Z axis scan

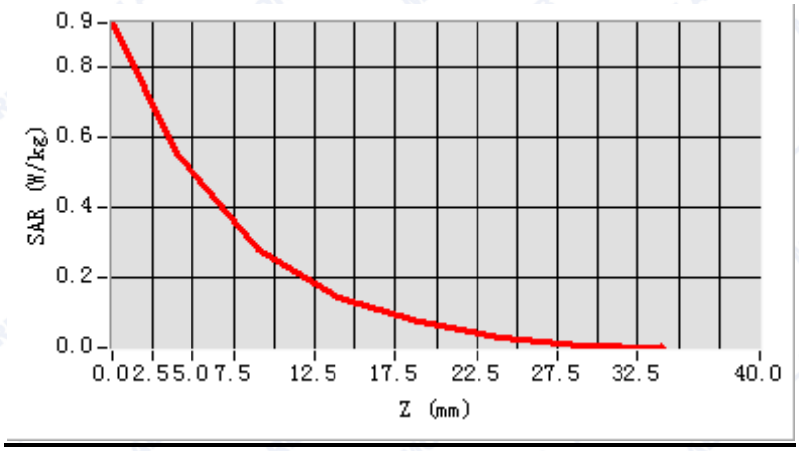

3D screen shot	Hot spot position
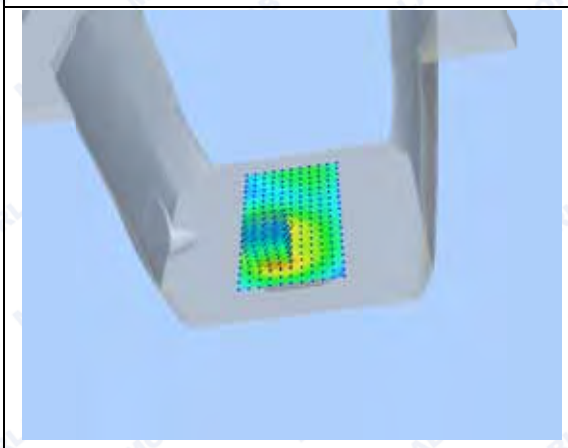	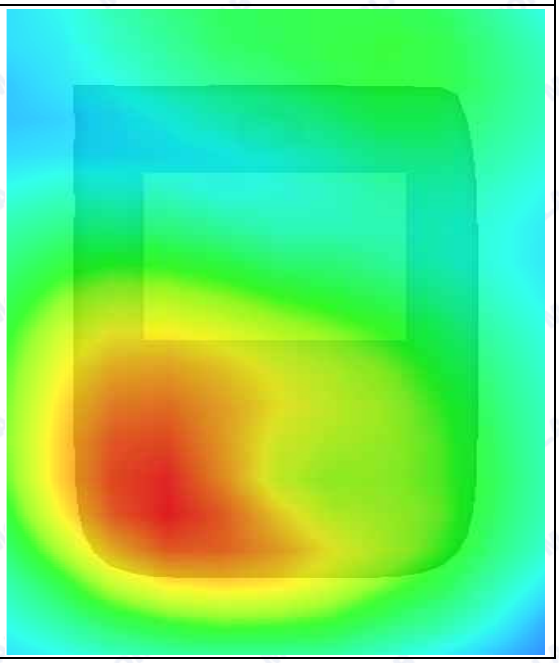

MEASUREMENT 75

Type: Phone measurement (Complete)

Area scan resolution: dx=8mm,dy=8mm

Zoom scan resolution: dx=5mm, dy=5mm, dz=5mm

Date of measurement: 2015.6.4

Measurement duration: 9 minutes 35 seconds

A. Experimental conditions.

Phantom File	surf_sam_plan.txt
Phantom	Flat Plane
Device Position	Body
Band	LTE Band4 (20MHz)
Channels	Low
Signal	QPSK_50RB_RB offset 0

B. SAR Measurement Results

Low Band SAR (Channel 20050):

Frequency (MHz)	1720.000000
Relative permittivity (real part)	53.560397
Conductivity (S/m)	1.468859
Power drift (%)	-0.150000
Ambient Temperature:	22.4°C
Liquid Temperature:	21.9°C
ConvF:	5.51
Crest factor:	1:1

SURFACE SAR	VOLUME SAR
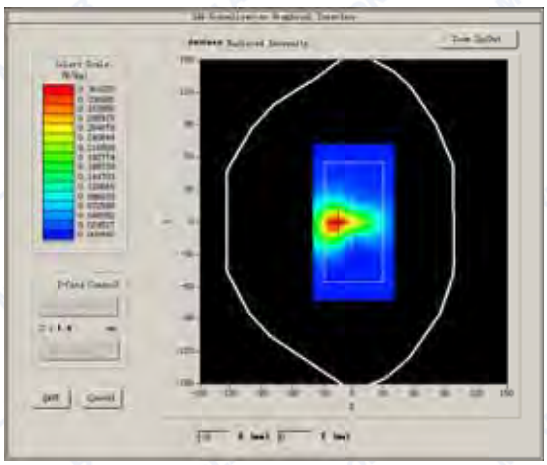	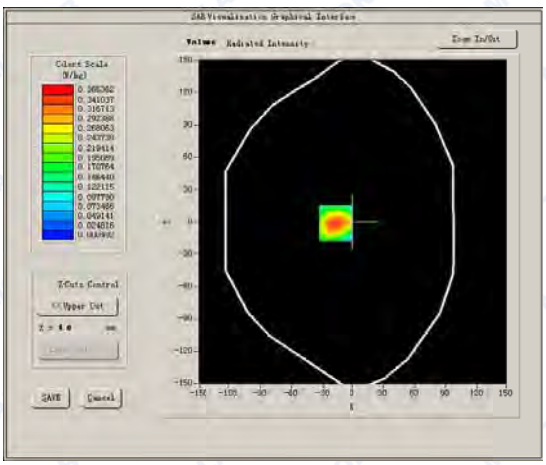

Maximum location: X=-17.00, Y=-1.00
SAR Peak: 0.67 W/kg

SAR 10g (W/Kg)	0.182223
SAR 1g (W/Kg)	0.380410

Z axis scan

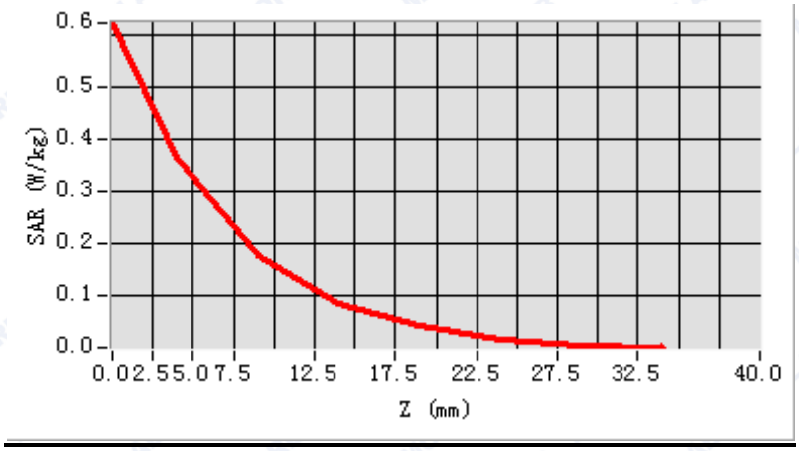

3D screen shot	Hot spot position
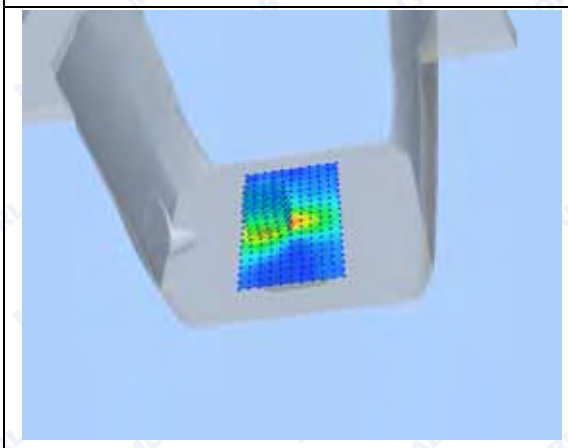	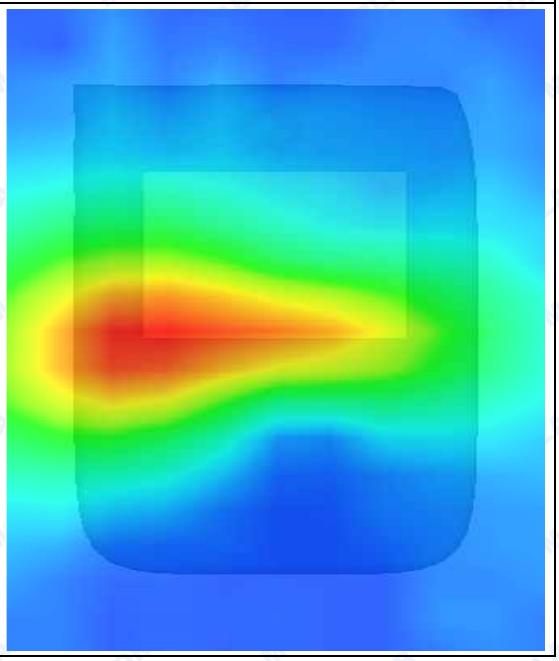

MEASUREMENT 76

Type: Phone measurement (Complete)

Area scan resolution: dx=8mm,dy=8mm

Zoom scan resolution: dx=5mm, dy=5mm, dz=5mm

Date of measurement: 2015.6.4

Measurement duration: 9 minutes 33 seconds

A. Experimental conditions.

Phantom File	surf_sam_plan.txt
Phantom	Flat Plane
Device Position	Body
Band	LTE Band4 (20MHz)
Channels	Low
Signal	QPSK_50RB_RB offset 0

B. SAR Measurement Results

Low Band SAR (Channel 20050):

Frequency (MHz)	1720.000000
Relative permittivity (real part)	53.560397
Conductivity (S/m)	1.468859
Power drift (%)	-1.210000
Ambient Temperature:	22.4°C
Liquid Temperature:	21.9°C
ConvF:	5.51
Crest factor:	1:1

SURFACE SAR	VOLUME SAR
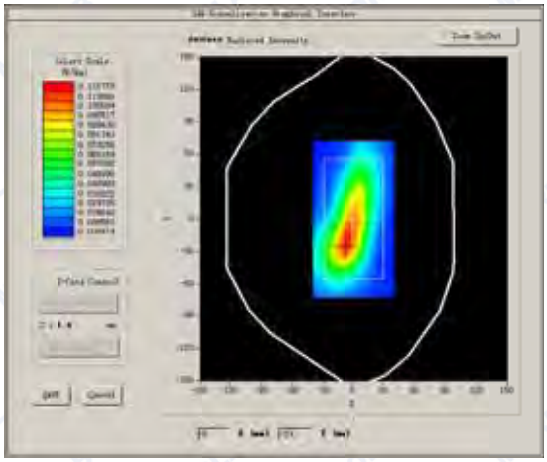	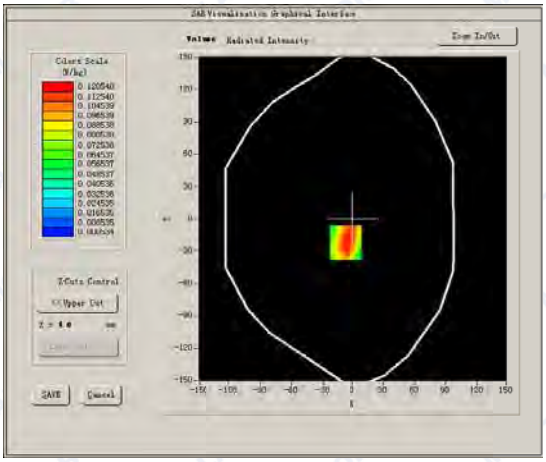

Maximum location: X=-7.00, Y=-22.00
SAR Peak: 0.23 W/kg

SAR 10g (W/Kg)	0.065829
SAR 1g (W/Kg)	0.128896

Z axis scan

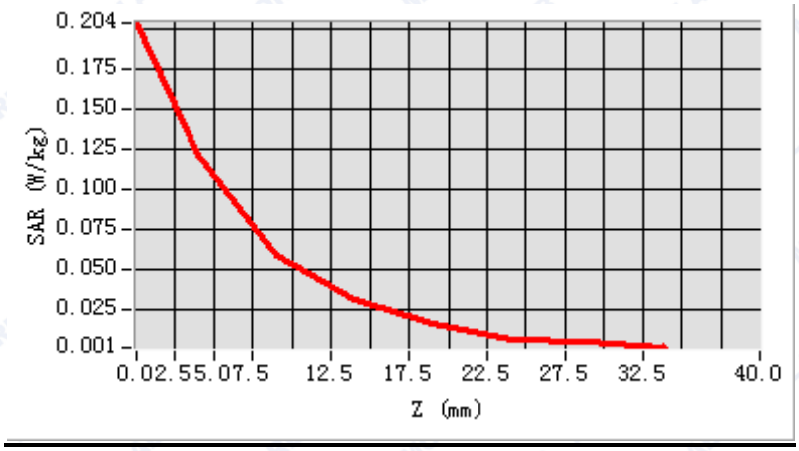

3D screen shot	Hot spot position
	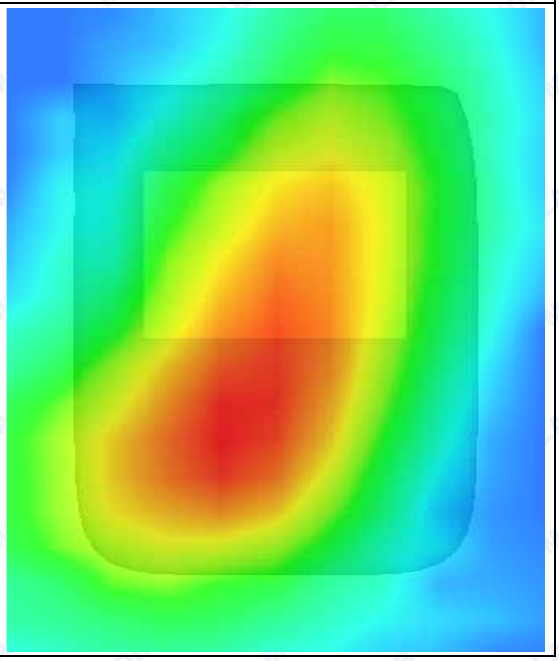

MEASUREMENT 77

Type: Phone measurement (Complete)

Area scan resolution: dx=8mm,dy=8mm

Zoom scan resolution: dx=5mm, dy=5mm, dz=5mm

Date of measurement: 2015.6.4

Measurement duration: 9 minutes 31 seconds

A. Experimental conditions.

Phantom File	surf_sam_plan.txt
Phantom	Flat Plane
Device Position	Body
Band	LTE Band4 (20MHz)
Channels	Low
Signal	QPSK_50RB_RB offset 0

B. SAR Measurement Results

Low Band SAR (Channel 20050):

Frequency (MHz)	1720.000000
Relative permittivity (real part)	53.560397
Conductivity (S/m)	1.468859
Power drift (%)	1.120000
Ambient Temperature:	22.4°C
Liquid Temperature:	21.9°C
ConvF:	5.51
Crest factor:	1:1

SURFACE SAR	VOLUME SAR
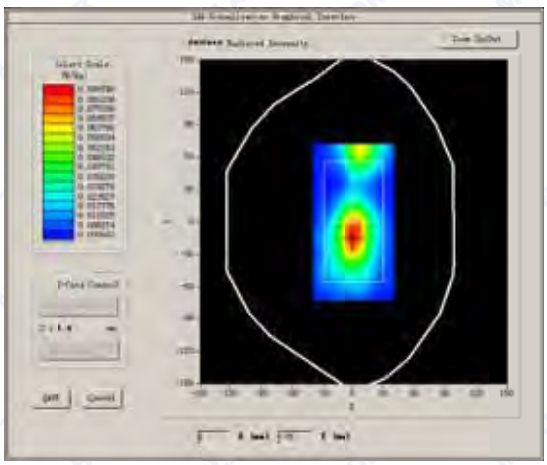	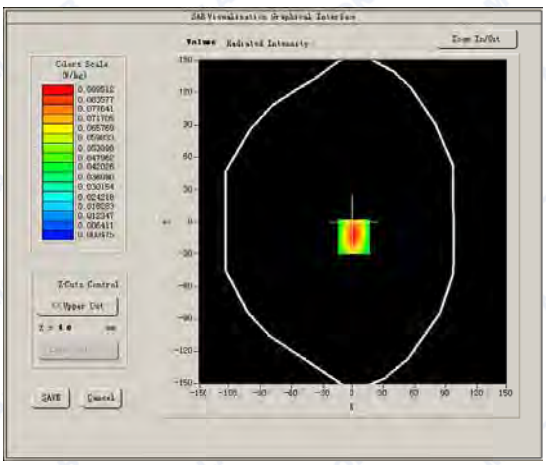

Maximum location: X=1.00, Y=-14.00
SAR Peak: 0.16 W/kg

SAR 10g (W/Kg)	0.047582
SAR 1g (W/Kg)	0.093023

Z axis scan

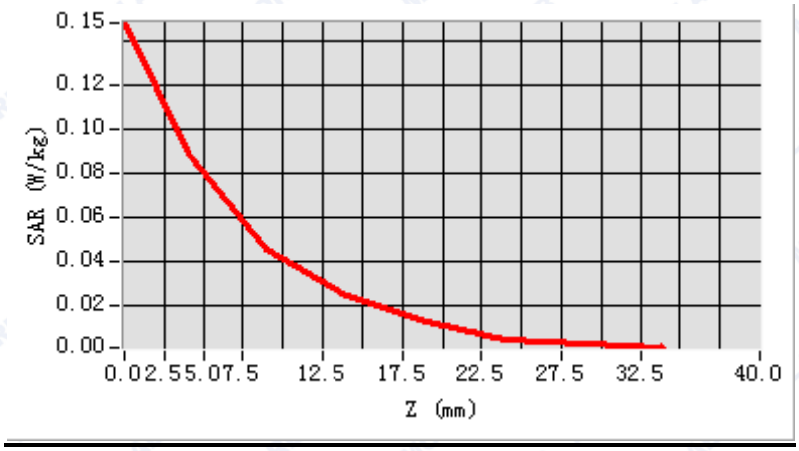

3D screen shot	Hot spot position
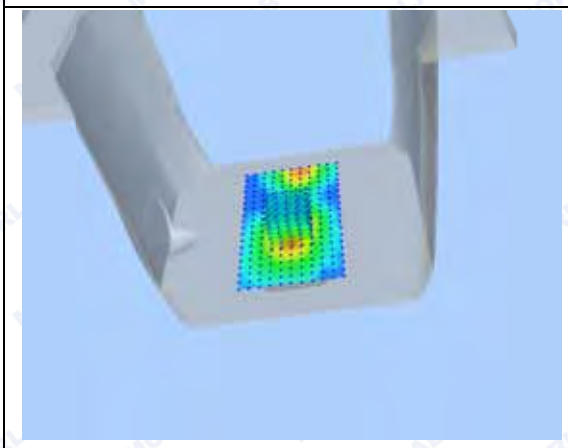	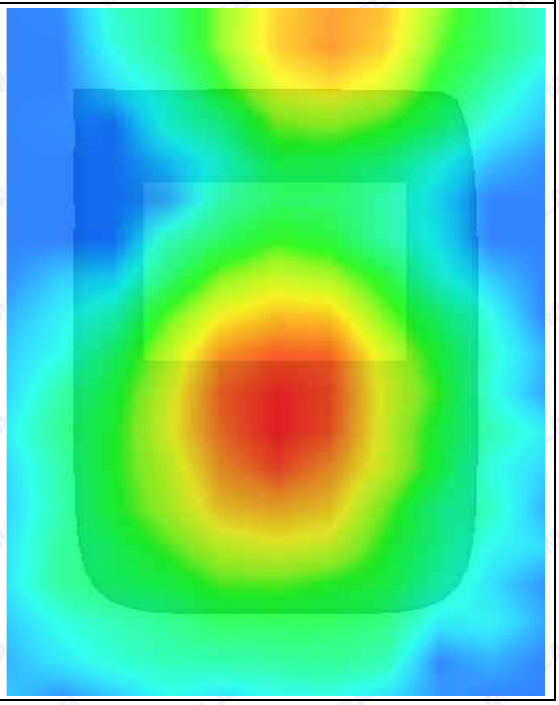

MEASUREMENT 78

Type: Phone measurement (Complete)

Area scan resolution: dx=8mm,dy=8mm

Zoom scan resolution: dx=5mm, dy=5mm, dz=5mm

Date of measurement: 2015.6.4

Measurement duration: 9 minutes 34 seconds

A. Experimental conditions.

Phantom File	surf_sam_plan.txt
Phantom	Flat Plane
Device Position	Body
Band	LTE Band4 (20MHz)
Channels	Low
Signal	QPSK_100RB_RB offset 0

B. SAR Measurement Results

Low Band SAR (Channel 20050):

Frequency (MHz)	1720.000000
Relative permittivity (real part)	53.560397
Conductivity (S/m)	1.468859
Power drift (%)	-0.460000
Ambient Temperature:	22.4°C
Liquid Temperature:	21.9°C
ConvF:	5.51
Crest factor:	1:1

SURFACE SAR	VOLUME SAR
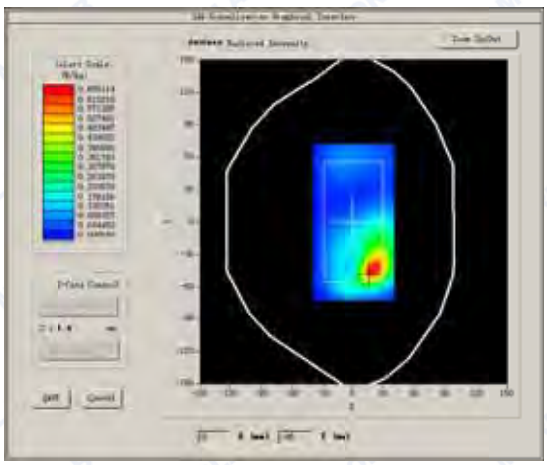	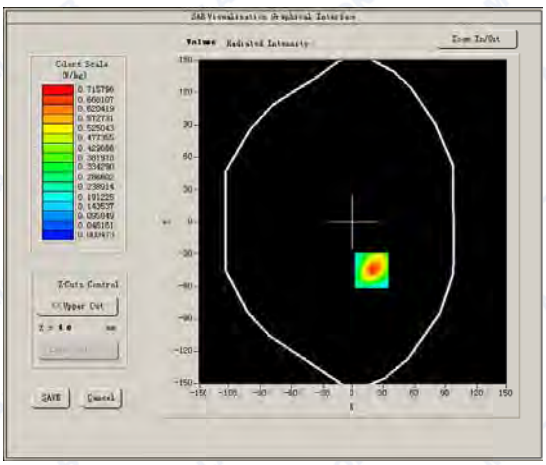

Maximum location: X=19.00, Y=-45.00
SAR Peak: 1.33 W/kg

SAR 10g (W/Kg)	0.340003
SAR 1g (W/Kg)	0.727708

Z axis scan

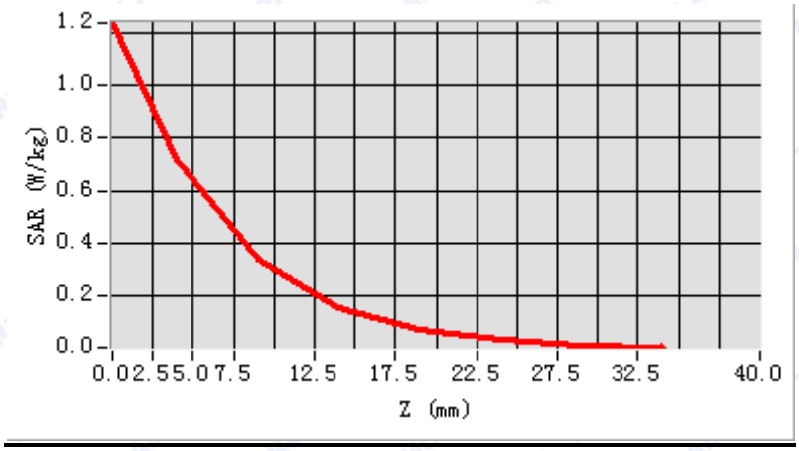

3D screen shot	Hot spot position
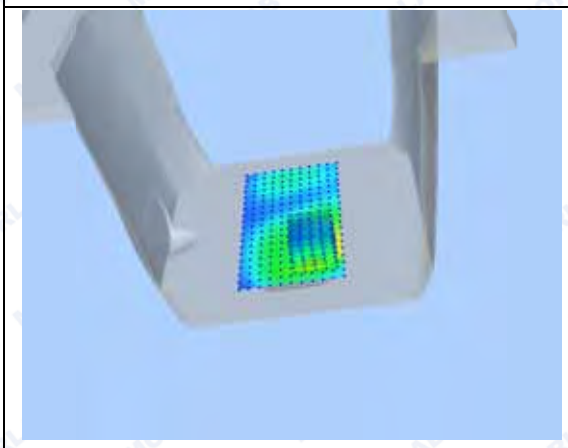	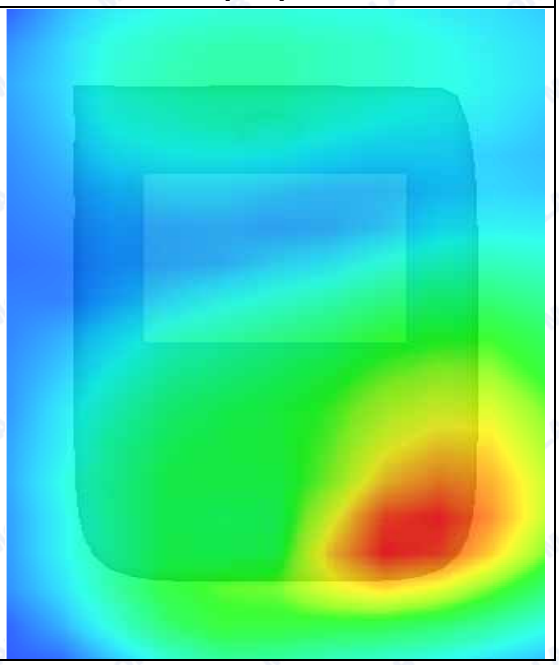

MEASUREMENT 79

Type: Phone measurement (Complete)

Area scan resolution: dx=8mm,dy=8mm

Zoom scan resolution: dx=8mm, dy=8mm, dz=5mm

Date of measurement: 2015.6.3

Measurement duration: 9 minutes 28 seconds

A. Experimental conditions.

Phantom File	surf_sam_plan.txt
Phantom	Validation plane
Device Position	Body
Band	LTE Band 5 (10MHz)
Channels	Low
Signal	QPSK_1RB_RB offset 49

B. SAR Measurement Results

Low Band SAR (Channel 20450):

Frequency (MHz)	829.000000
Relative permittivity (real part)	55.691823
Conductivity (S/m)	0.973824
Power drift (%)	0.130000
Ambient Temperature:	22.9°C
Liquid Temperature:	22.1°C
ConvF:	6.99
Crest factor:	1:1

SURFACE SAR	VOLUME SAR
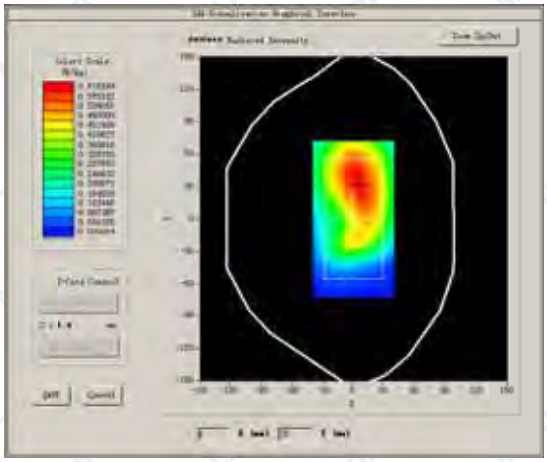	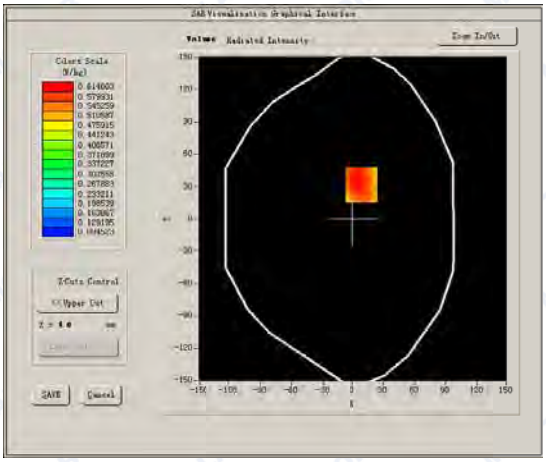

Maximum location: X=8.00, Y=32.00
SAR Peak: 0.82 W/kg

SAR 10g (W/Kg)	**0.486187**
SAR 1g (W/Kg)	**0.644664**

Z axis scan

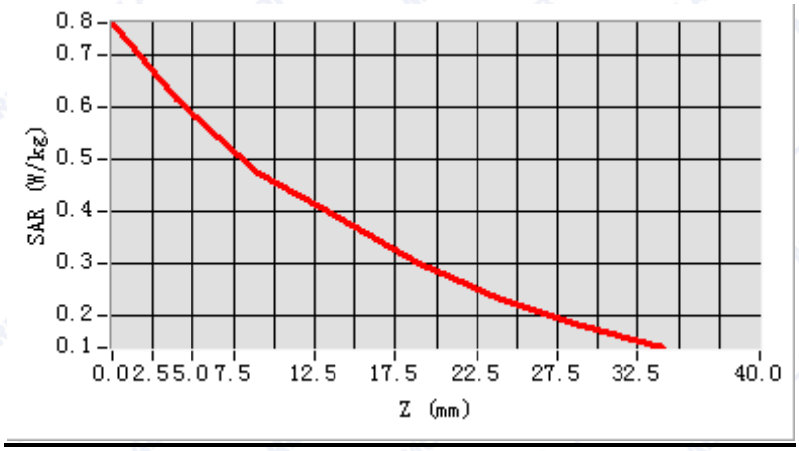

3D screen shot	Hot spot position
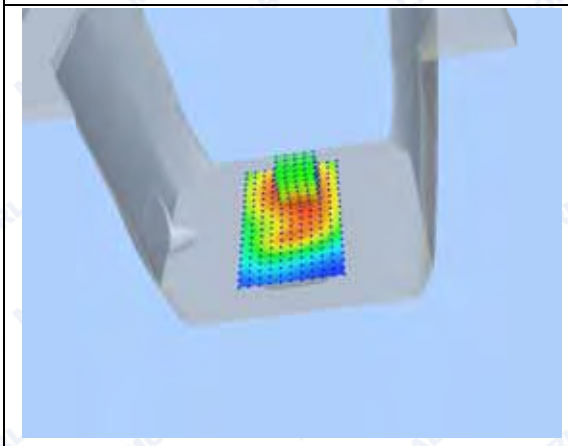	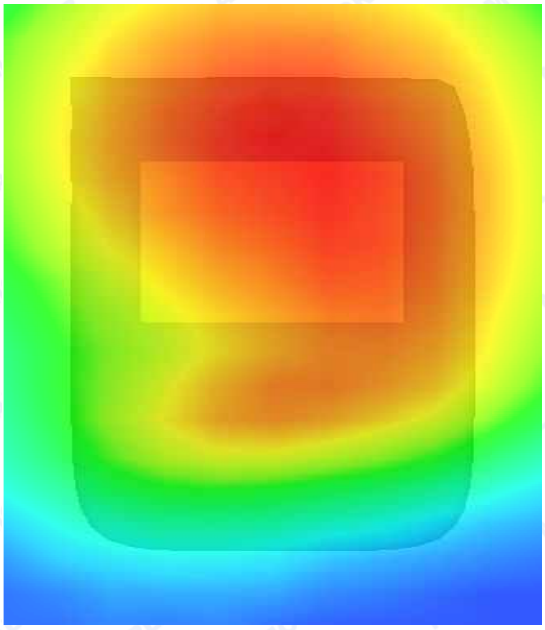

MEASUREMENT 80

Type: Phone measurement (Complete)

Area scan resolution: dx=8mm,dy=8mm

Zoom scan resolution: dx=8mm, dy=8mm, dz=5mm

Date of measurement: 2015.6.3

Measurement duration: 9 minutes 28 seconds

A. Experimental conditions.

Phantom File	surf_sam_plan.txt
Phantom	Validation plane
Device Position	Body
Band	LTE Band 5 (10MHz)
Channels	Low
Signal	QPSK_1RB_RB offset 49

B. SAR Measurement Results

Low Band SAR (Channel 20450):

Frequency (MHz)	829.000000
Relative permittivity (real part)	55.691823
Conductivity (S/m)	0.973824
Power drift (%)	0.130000
Ambient Temperature:	22.9°C
Liquid Temperature:	22.1°C
ConvF:	6.99
Crest factor:	1:1

SURFACE SAR	VOLUME SAR
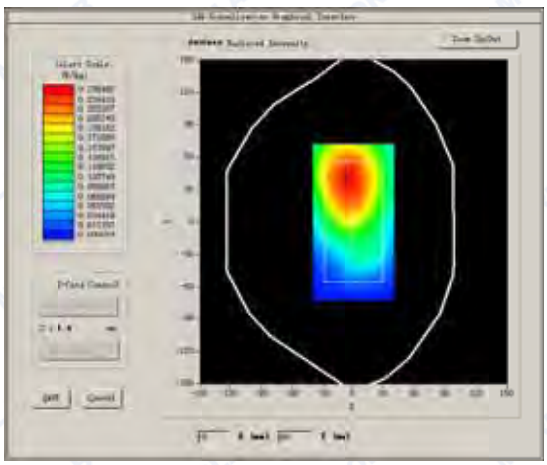	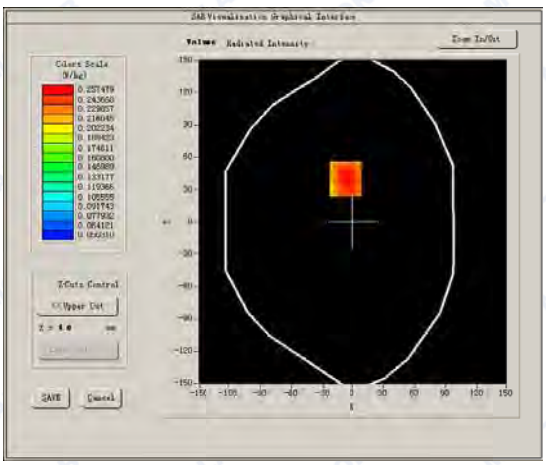

Maximum location: X=-7.00, Y=40.00
SAR Peak: 0.35 W/kg

SAR 10g (W/Kg)	**0.209075**
SAR 1g (W/Kg)	**0.272989**

Z axis scan

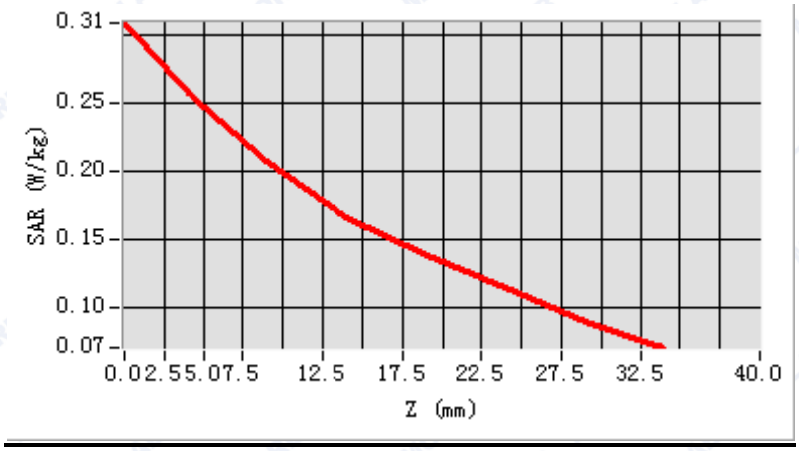

3D screen shot	Hot spot position
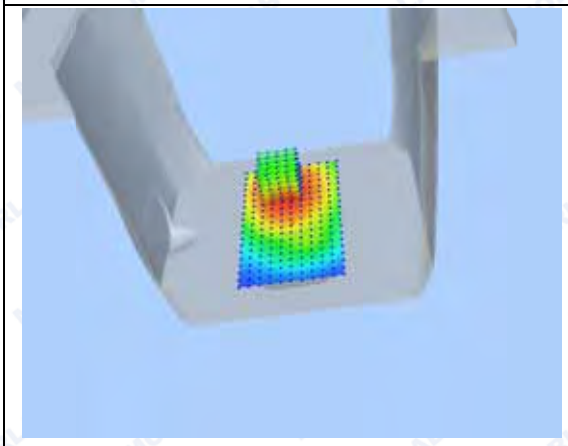	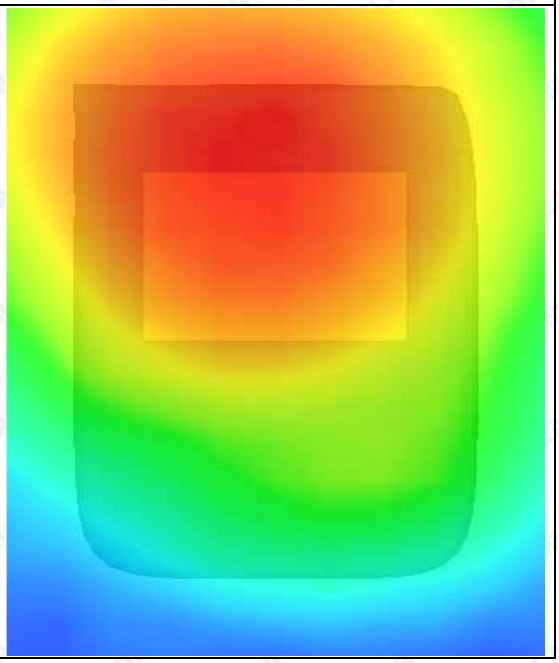

MEASUREMENT 81

Type: Phone measurement (Complete)

Area scan resolution: dx=8mm,dy=8mm

Zoom scan resolution: dx=8mm, dy=8mm, dz=5mm

Date of measurement: 2015.6.3

Measurement duration: 9 minutes 28 seconds

A. Experimental conditions.

Phantom File	surf_sam_plan.txt
Phantom	Validation plane
Device Position	Body
Band	LTE Band 5 (10MHz)
Channels	Low
Signal	QPSK_1RB_RB offset 49

B. SAR Measurement Results

Low Band SAR (Channel 20450):

Frequency (MHz)	829.000000
Relative permittivity (real part)	55.691823
Conductivity (S/m)	0.973824
Power drift (%)	0.240000
Ambient Temperature:	22.9°C
Liquid Temperature:	22.1°C
ConvF:	6.99
Crest factor:	1:1

SURFACE SAR	VOLUME SAR
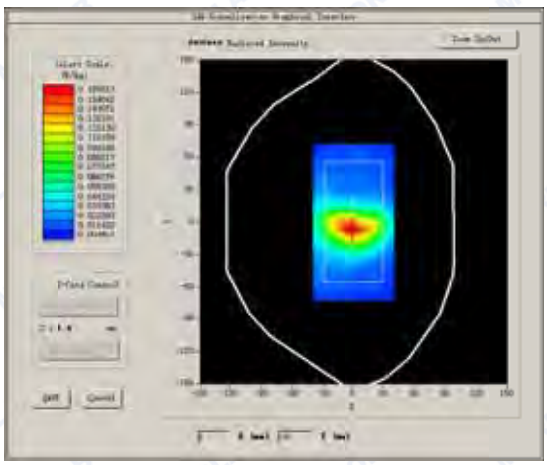	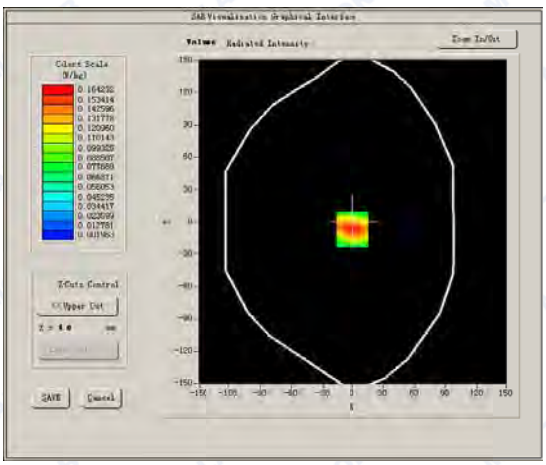

Maximum location: X=-1.00, Y=-7.00
SAR Peak: 0.28 W/kg

SAR 10g (W/Kg)	**0.094593**
SAR 1g (W/Kg)	**0.170507**

Z axis scan

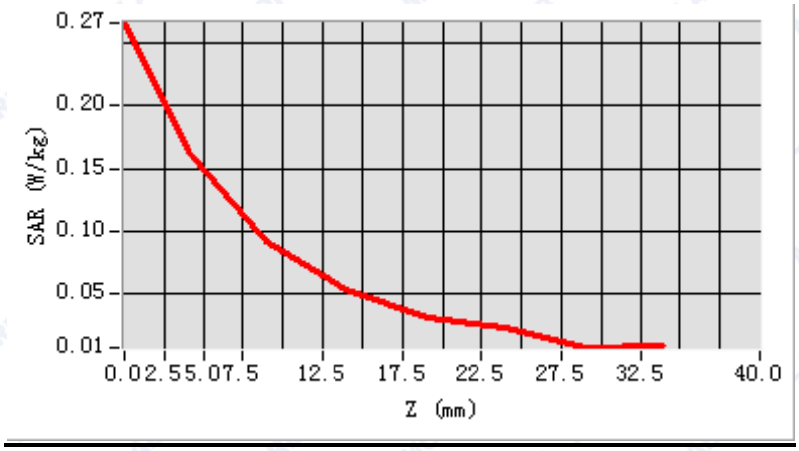

3D screen shot	Hot spot position
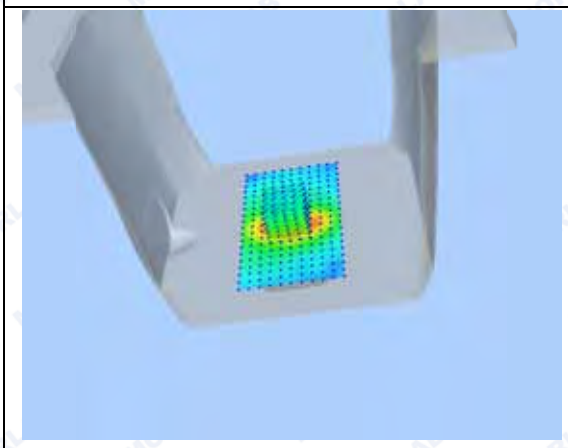	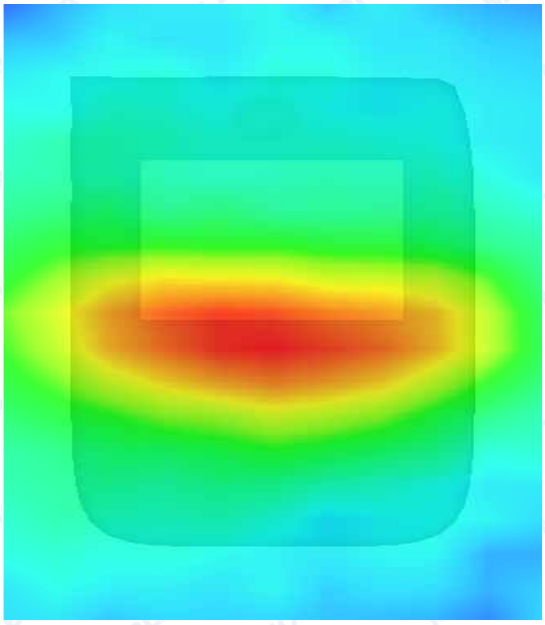

MEASUREMENT 82

Type: Phone measurement (Complete)

Area scan resolution: dx=8mm,dy=8mm

Zoom scan resolution: dx=8mm, dy=8mm, dz=5mm

Date of measurement: 2015.6.3

Measurement duration: 9 minutes 28 seconds

A. Experimental conditions.

Phantom File	surf_sam_plan.txt
Phantom	Validation plane
Device Position	Body
Band	LTE Band 5 (10MHz)
Channels	Low
Signal	QPSK_1RB_RB offset 49

B. SAR Measurement Results

Low Band SAR (Channel 20450):

Frequency (MHz)	829.000000
Relative permittivity (real part)	55.691823
Conductivity (S/m)	0.973824
Power drift (%)	0.130000
Ambient Temperature:	22.9°C
Liquid Temperature:	22.1°C
ConvF:	6.99
Crest factor:	1:1

SURFACE SAR	VOLUME SAR
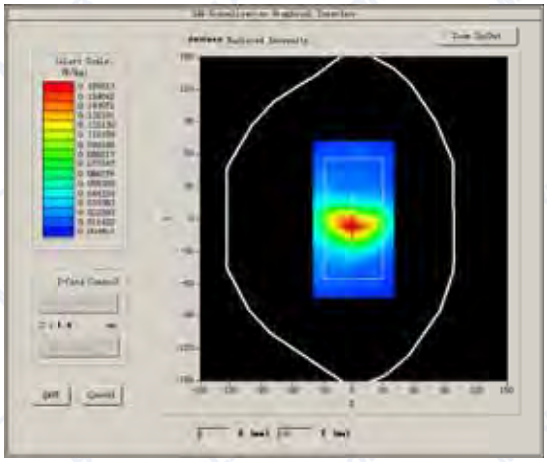	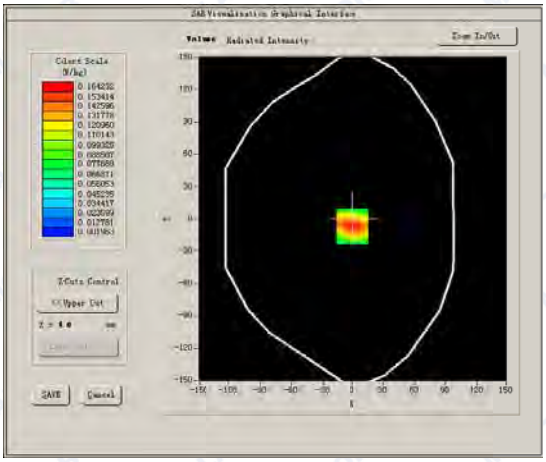

Maximum location: X=-1.00, Y=-7.00
SAR Peak: 0.28 W/kg

SAR 10g (W/Kg)	**0.094593**
SAR 1g (W/Kg)	**0.170507**

Z axis scan

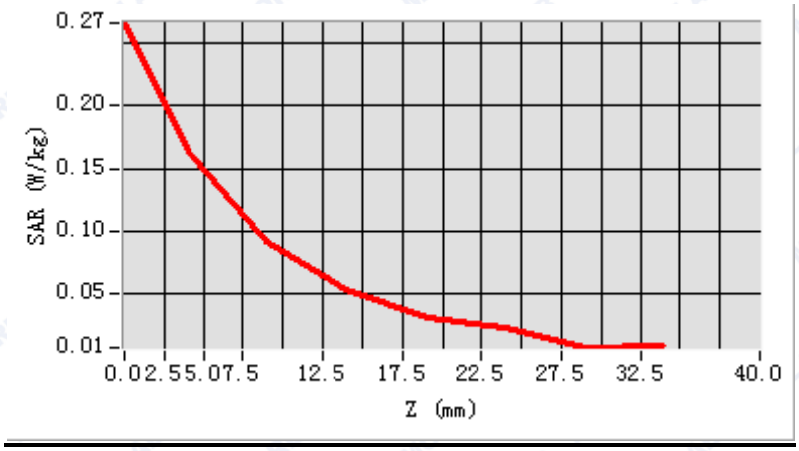

3D screen shot	Hot spot position
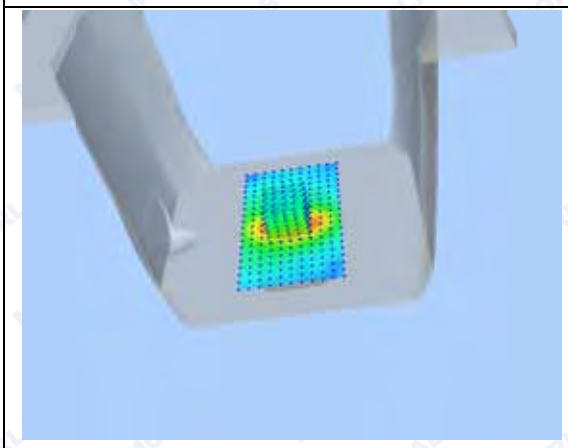	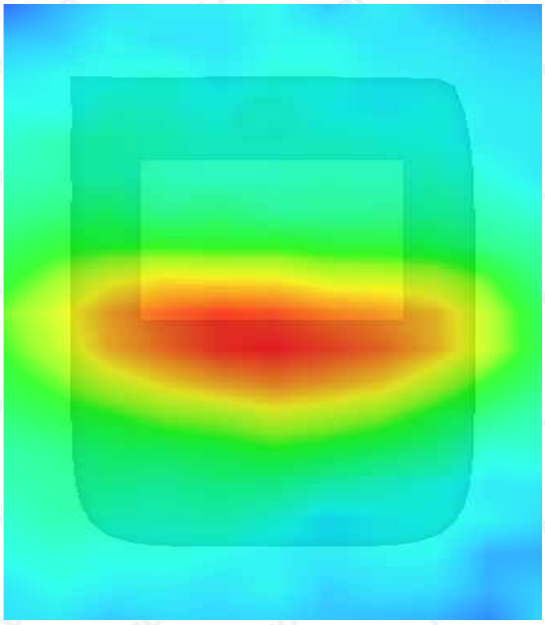

MEASUREMENT 83

Type: Phone measurement (Complete)

Area scan resolution: dx=8mm,dy=8mm

Zoom scan resolution: dx=8mm, dy=8mm, dz=5mm

Date of measurement: 2015.6.3

Measurement duration: 9 minutes 28 seconds

A. Experimental conditions.

Phantom File	surf_sam_plan.txt
Phantom	Validation plane
Device Position	Body
Band	LTE Band 5 (10MHz)
Channels	Low
Signal	QPSK_1RB_RB offset 49

B. SAR Measurement Results

Low Band SAR (Channel 20450):

Frequency (MHz)	829.000000
Relative permittivity (real part)	55.691823
Conductivity (S/m)	0.973824
Power drift (%)	0.130000
Ambient Temperature:	22.9°C
Liquid Temperature:	22.1°C
ConvF:	6.99
Crest factor:	1:1

SURFACE SAR	VOLUME SAR
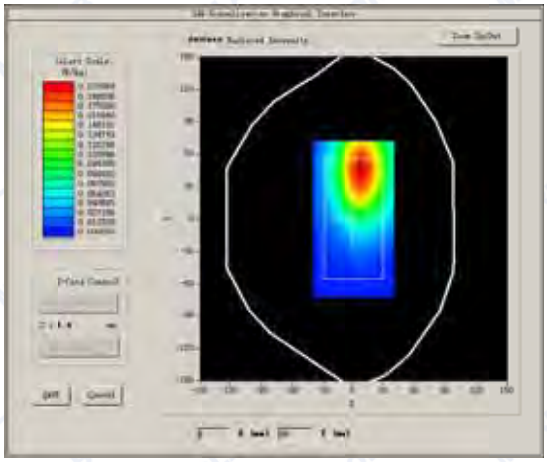	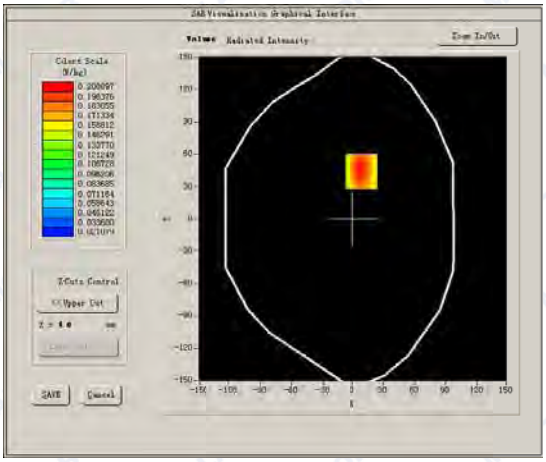

Maximum location: X=8.00, Y=44.00
SAR Peak: 0.30 W/kg

SAR 10g (W/Kg)	**0.148615**
SAR 1g (W/Kg)	**0.216318**

Z axis scan

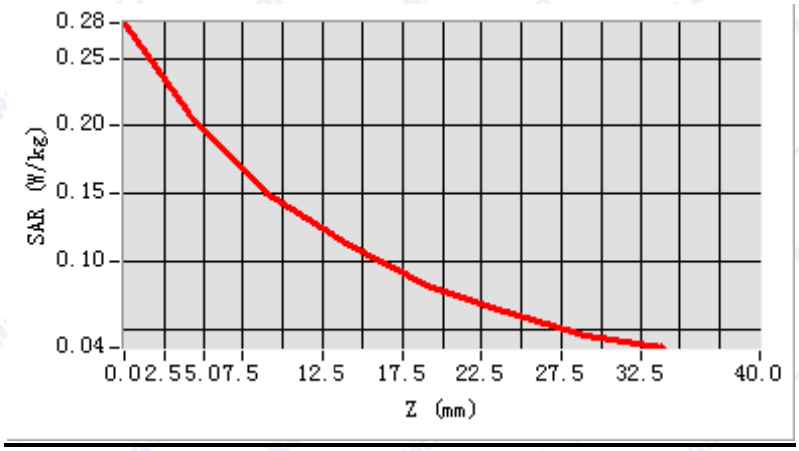

3D screen shot	Hot spot position
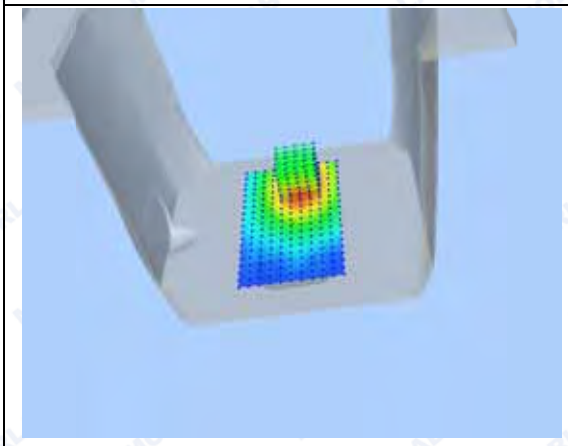	

MEASUREMENT 84

Type: Phone measurement (Complete)

Area scan resolution: dx=8mm,dy=8mm

Zoom scan resolution: dx=8mm, dy=8mm, dz=5mm

Date of measurement: 2015.6.3

Measurement duration: 9 minutes 28 seconds

A. Experimental conditions.

Phantom File	surf_sam_plan.txt
Phantom	Validation plane
Device Position	Body
Band	LTE Band 5 (10MHz)
Channels	Low
Signal	QPSK_25RB_RB offset 49

B. SAR Measurement Results

Low Band SAR (Channel 20450):

Frequency (MHz)	829.000000
Relative permittivity (real part)	55.691823
Conductivity (S/m)	0.973824
Power drift (%)	-0.290000
Ambient Temperature:	22.9°C
Liquid Temperature:	22.1°C
ConvF:	6.99
Crest factor:	1:1

SURFACE SAR	VOLUME SAR
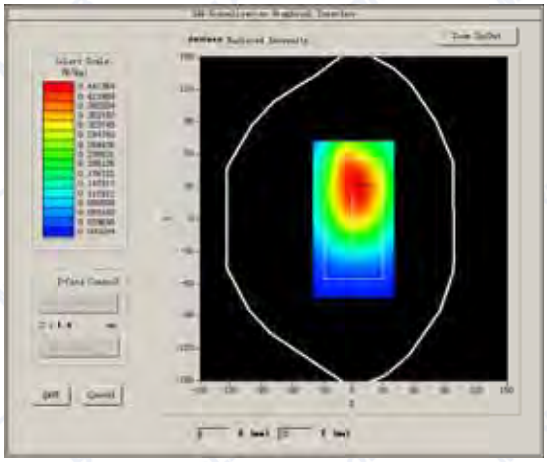	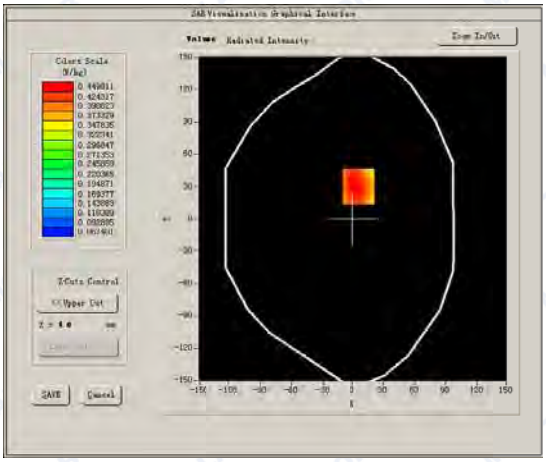

Maximum location: X=5.00, Y=30.00
SAR Peak: 0.58 W/kg

SAR 10g (W/Kg)	**0.369113**
SAR 1g (W/Kg)	**0.476217**

Z axis scan

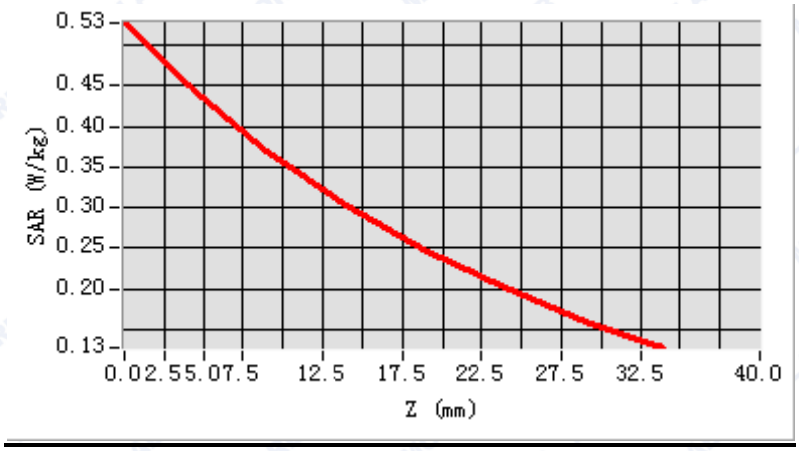

3D screen shot	Hot spot position
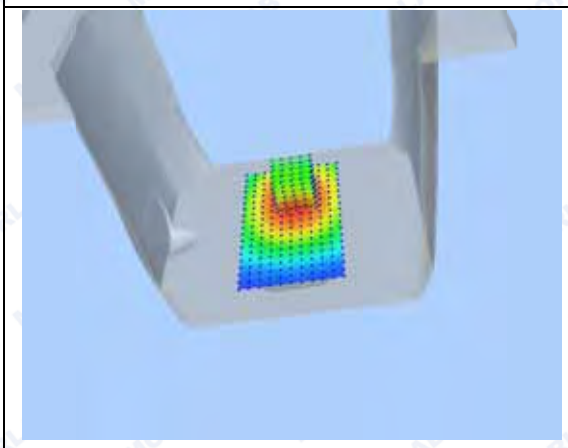	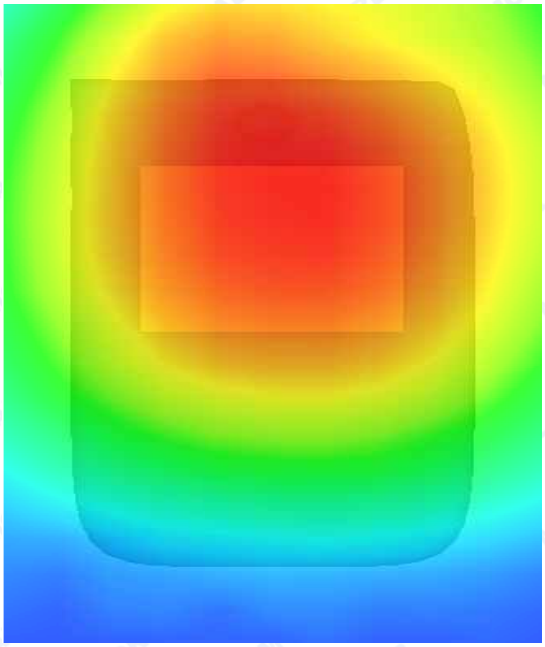

MEASUREMENT 85

Type: Phone measurement (Complete)

Area scan resolution: dx=8mm,dy=8mm

Zoom scan resolution: dx=8mm, dy=8mm, dz=5mm

Date of measurement: 2015.6.3

Measurement duration: 9 minutes 28 seconds

A. Experimental conditions.

Phantom File	surf_sam_plan.txt
Phantom	Validation plane
Device Position	Body
Band	LTE Band 5 (10MHz)
Channels	Low
Signal	QPSK_25RB_RB offset 49

B. SAR Measurement Results

Low Band SAR (Channel 20450):

Frequency (MHz)	829.000000
Relative permittivity (real part)	55.691823
Conductivity (S/m)	0.973824
Power drift (%)	-0.290000
Ambient Temperature:	22.9°C
Liquid Temperature:	22.1°C
ConvF:	6.99
Crest factor:	1:1

SURFACE SAR	VOLUME SAR
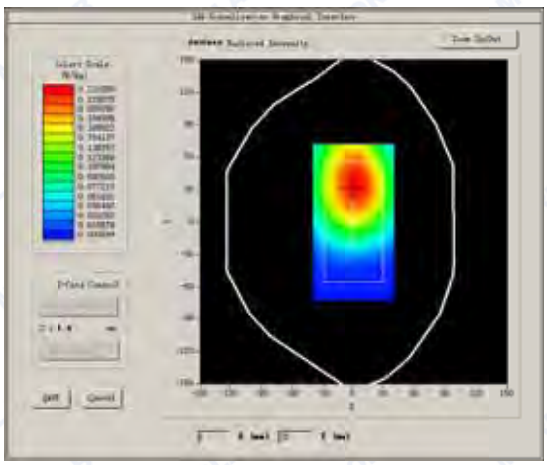	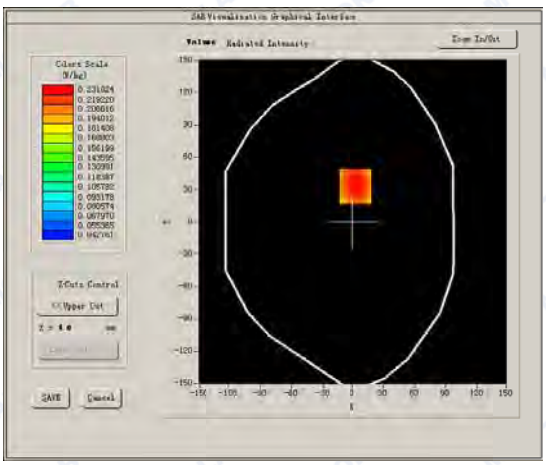

Maximum location: X=2.00, Y=33.00
SAR Peak: 0.30 W/kg

SAR 10g (W/Kg)	**0.188336**
SAR 1g (W/Kg)	**0.242478**

Z axis scan

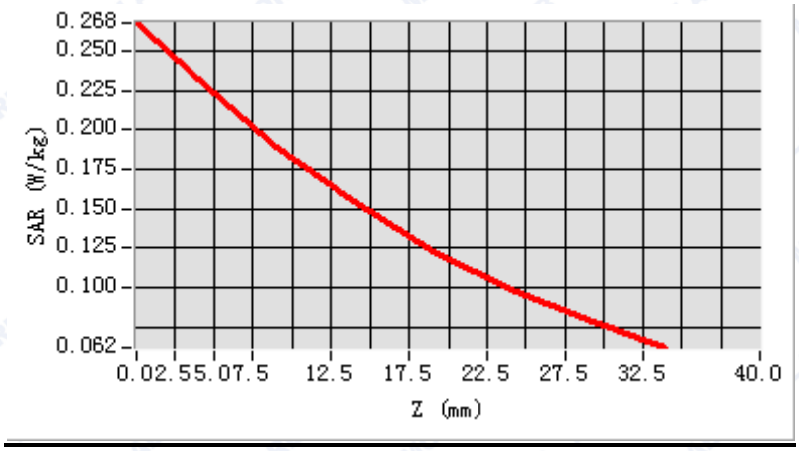

3D screen shot	Hot spot position
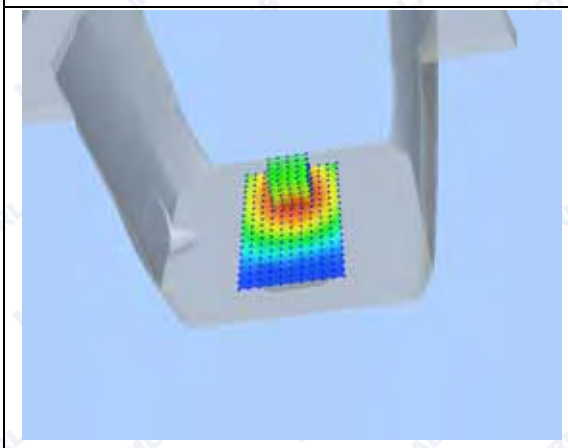	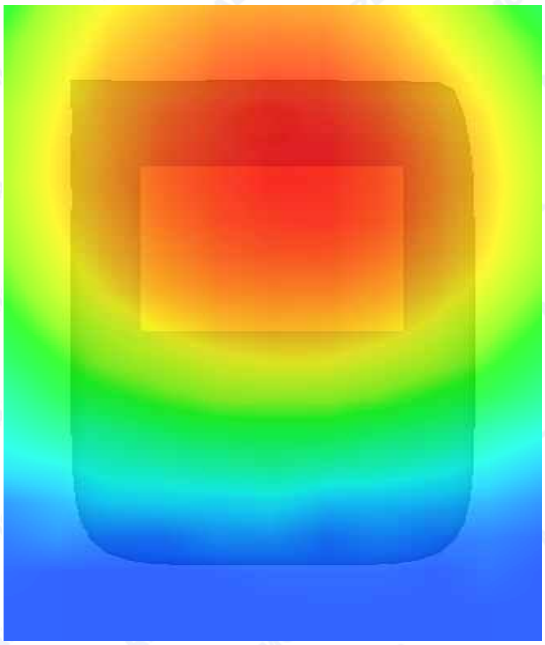

MEASUREMENT 86

Type: Phone measurement (Complete)

Area scan resolution: dx=8mm,dy=8mm

Zoom scan resolution: dx=8mm, dy=8mm, dz=5mm

Date of measurement: 2015.6.3

Measurement duration: 9 minutes 28 seconds

A. Experimental conditions.

Phantom File	surf_sam_plan.txt
Phantom	Validation plane
Device Position	Body
Band	LTE Band 5 (10MHz)
Channels	Low
Signal	QPSK_25RB_RB offset 49

B. SAR Measurement Results

Low Band SAR (Channel 20450):

Frequency (MHz)	829.000000
Relative permittivity (real part)	55.691823
Conductivity (S/m)	0.973824
Power drift (%)	-0.290000
Ambient Temperature:	22.9°C
Liquid Temperature:	22.1°C
ConvF:	6.99
Crest factor:	1:1

SURFACE SAR	VOLUME SAR
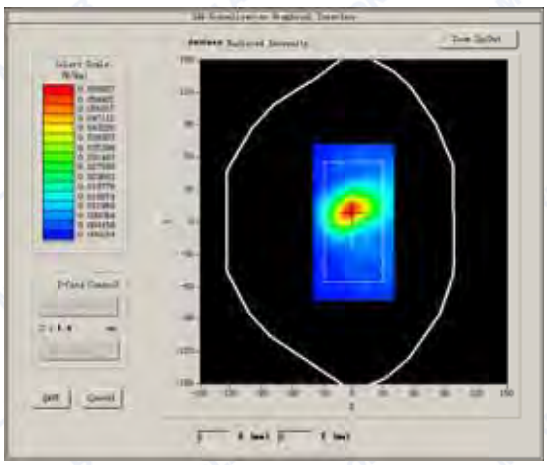	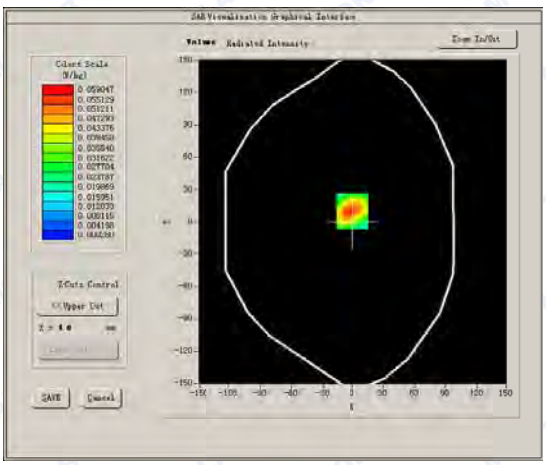

Maximum location: X=-1.00, Y=10.00
SAR Peak: 0.09 W/kg

SAR 10g (W/Kg)	**0.034158**
SAR 1g (W/Kg)	**0.059880**

Z axis scan

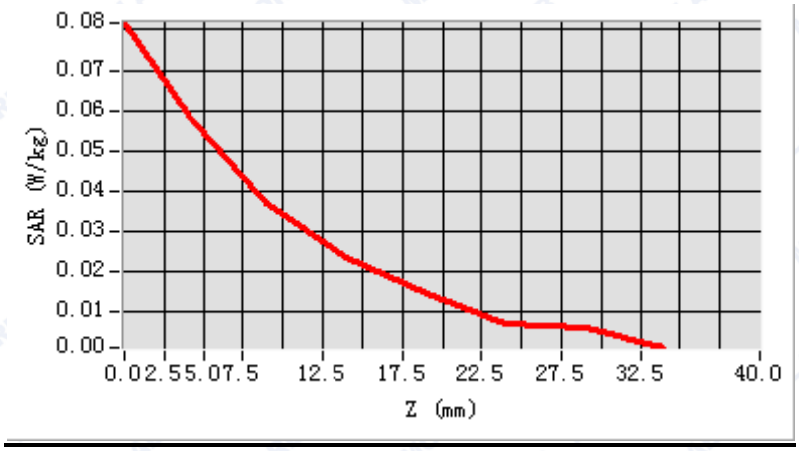

3D screen shot	Hot spot position
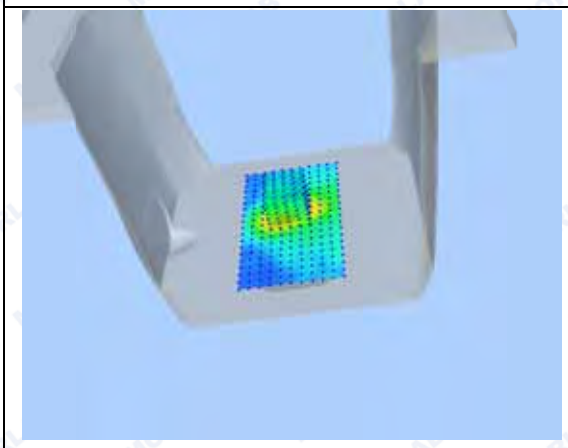	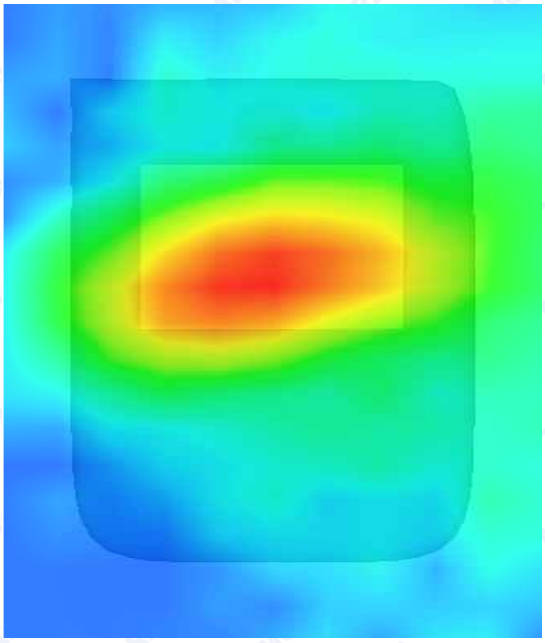

MEASUREMENT 87

Type: Phone measurement (Complete)

Area scan resolution: dx=8mm,dy=8mm

Zoom scan resolution: dx=8mm, dy=8mm, dz=5mm

Date of measurement: 2015.6.3

Measurement duration: 9 minutes 28 seconds

A. Experimental conditions.

Phantom File	surf_sam_plan.txt
Phantom	Validation plane
Device Position	Body
Band	LTE Band 5 (10MHz)
Channels	Low
Signal	QPSK_25RB_RB offset 49

B. SAR Measurement Results

Low Band SAR (Channel 20450):

Frequency (MHz)	829.000000
Relative permittivity (real part)	55.691823
Conductivity (S/m)	0.973824
Power drift (%)	-0.290000
Ambient Temperature:	22.9°C
Liquid Temperature:	22.1°C
ConvF:	6.99
Crest factor:	1:1

SURFACE SAR	VOLUME SAR
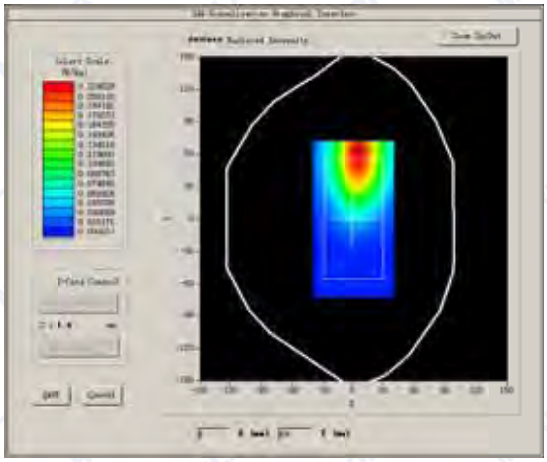	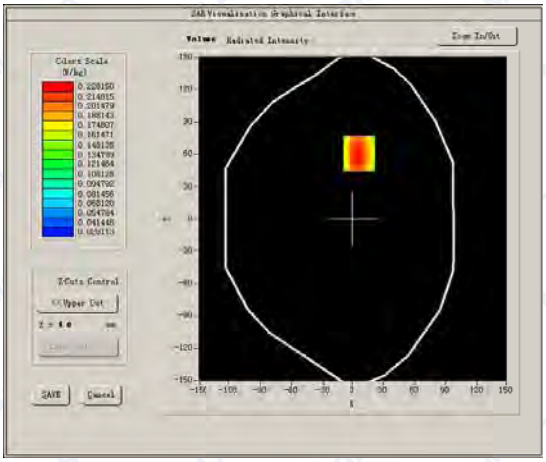

Maximum location: X=6.00, Y=61.00
SAR Peak: 0.33 W/kg

SAR 10g (W/Kg)	**0.164669**
SAR 1g (W/Kg)	**0.238475**

Z axis scan

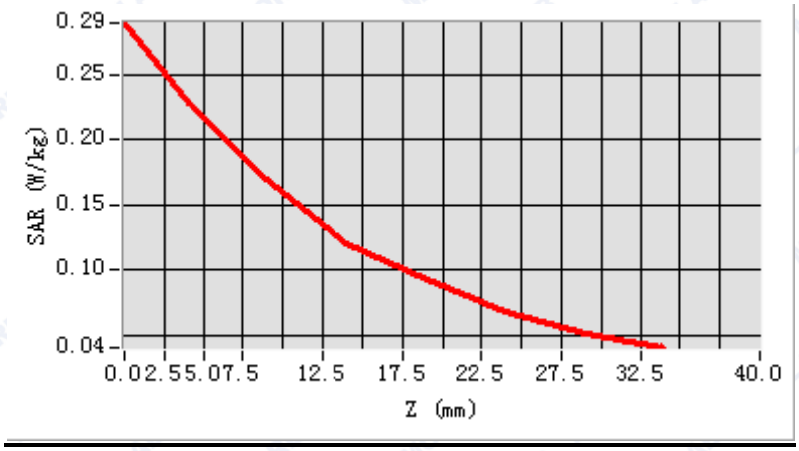

3D screen shot	Hot spot position
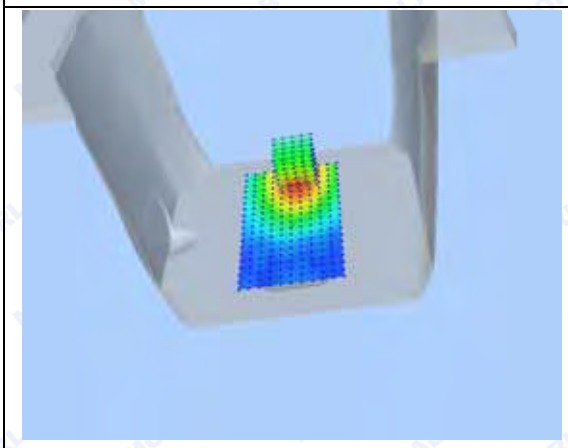	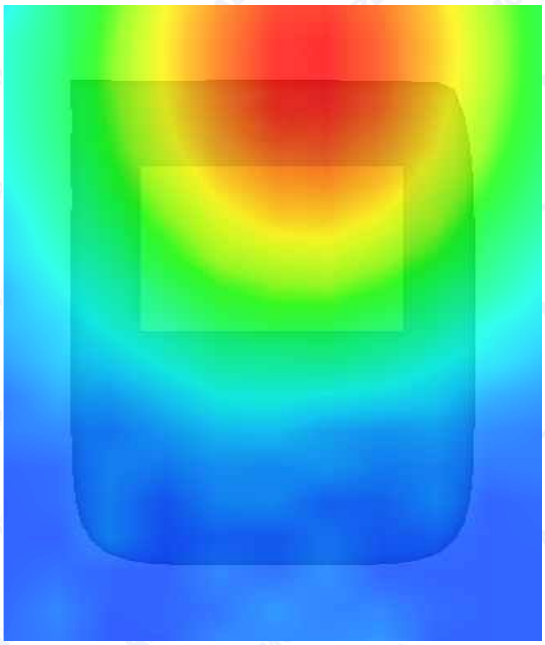

MEASUREMENT 88

Type: Phone measurement (Complete)

Area scan resolution: dx=8mm,dy=8mm

Zoom scan resolution: dx=8mm, dy=8mm, dz=5mm

Date of measurement: 2015.6.3

Measurement duration: 9 minutes 28 seconds

A. Experimental conditions.

Phantom File	surf_sam_plan.txt
Phantom	Validation plane
Device Position	Body
Band	LTE Band 5 (10MHz)
Channels	Low
Signal	QPSK_25RB_RB offset 49

B. SAR Measurement Results

Low Band SAR (Channel 20450):

Frequency (MHz)	829.000000
Relative permittivity (real part)	55.691823
Conductivity (S/m)	0.973824
Power drift (%)	-0.290000
Ambient Temperature:	22.9°C
Liquid Temperature:	22.1°C
ConvF:	6.99
Crest factor:	1:1

SURFACE SAR	VOLUME SAR
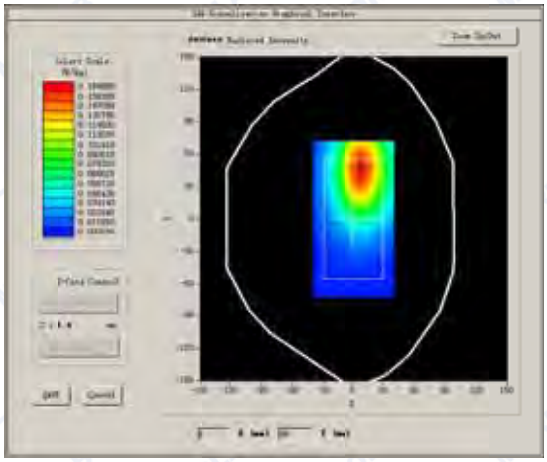	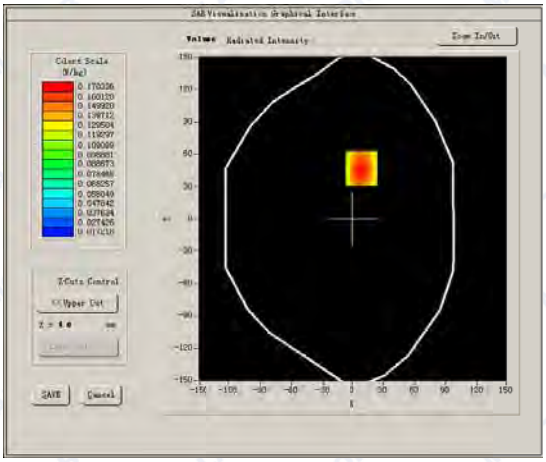

Maximum location: X=8.00, Y=47.00
SAR Peak: 0.25 W/kg

SAR 10g (W/Kg)	**0.120478**
SAR 1g (W/Kg)	**0.177348**

Z axis scan

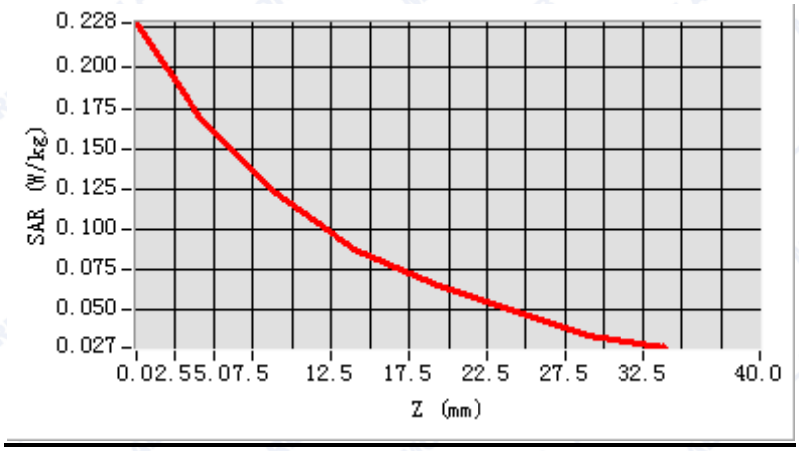

3D screen shot	Hot spot position
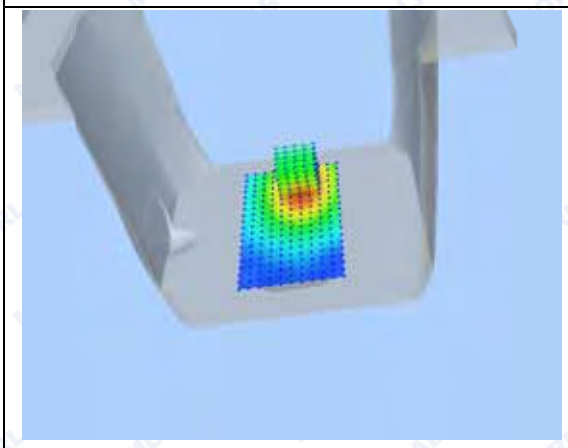	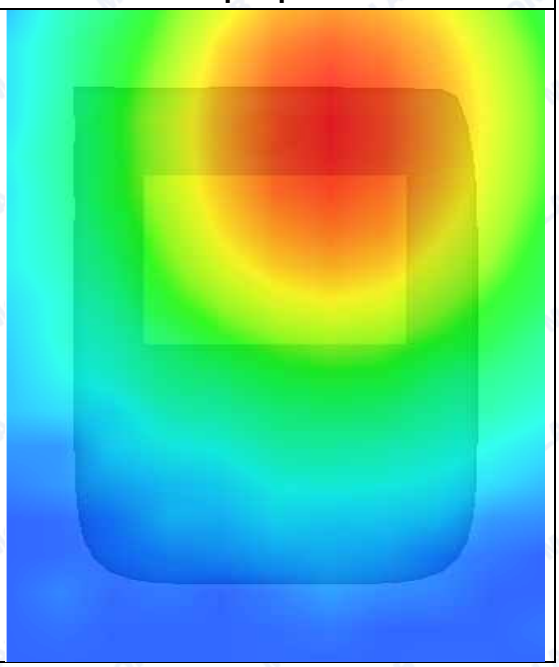

MEASUREMENT 89

Type: Phone measurement (Complete)

Area scan resolution: dx=8mm,dy=8mm

Zoom scan resolution: dx=5mm, dy=5mm, dz=5mm

Date of measurement: 2015.6.5

Measurement duration: 9 minutes 31 seconds

A. Experimental conditions.

Phantom File	surf_sam_plan.txt
Phantom	Flat Plane
Device Position	Body
Band	LTE Band7 (20MHz)
Channels	Low
Signal	QPSK_1RB_RB offset 0

B. SAR Measurement Results

Low Band SAR (Channel 20850):

Frequency (MHz)	2510.000000
Relative permittivity (real part)	52.519342
Conductivity (S/m)	1.935672
Power drift (%)	1.050000
Ambient Temperature:	22.4°C
Liquid Temperature:	21.9°C
ConvF:	4.96
Crest factor:	1:1

SURFACE SAR	VOLUME SAR
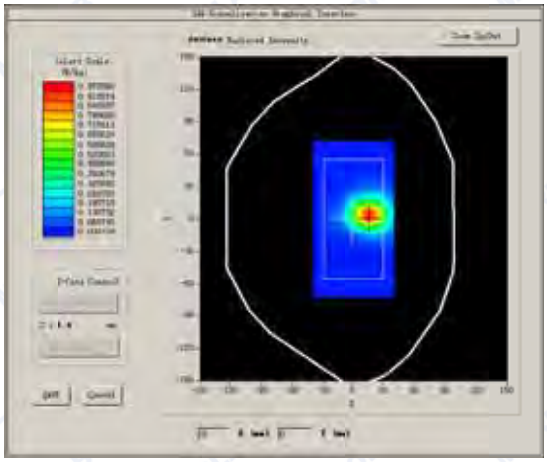	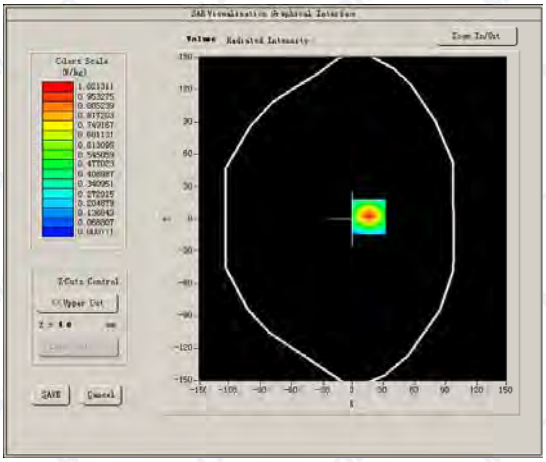

Maximum location: X=16.00, Y=2.00
SAR Peak: 1.98 W/kg

SAR 10g (W/Kg)	**0.441767**
SAR 1g (W/Kg)	**1.044603**

Z axis scan

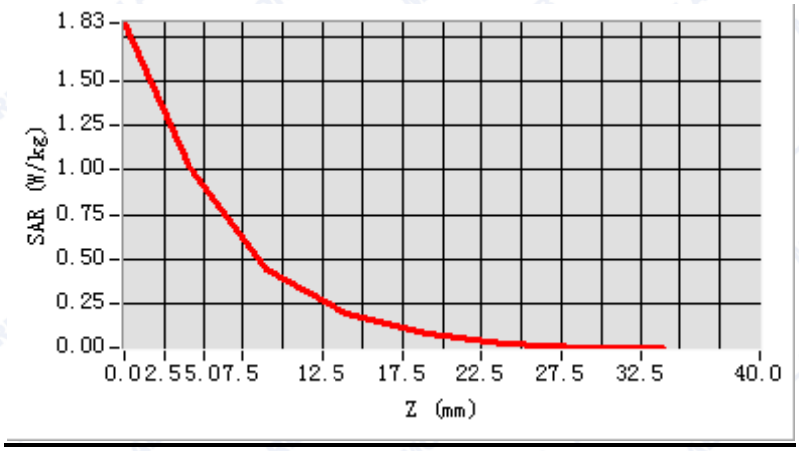

3D screen shot	Hot spot position
	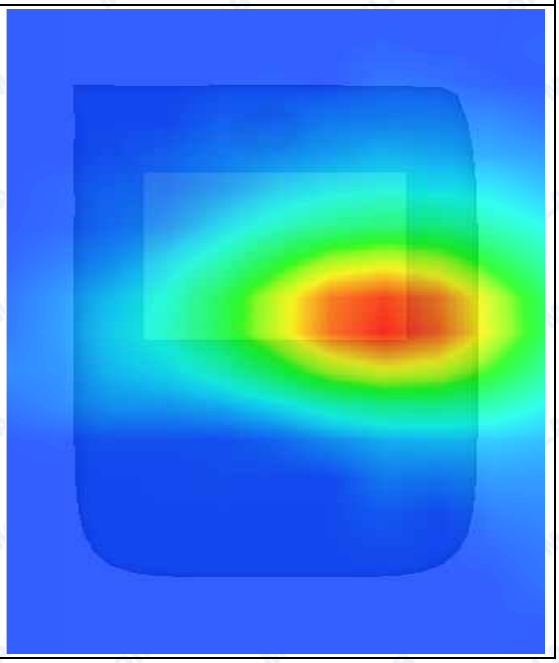

MEASUREMENT 90

Type: Phone measurement (Complete)

Area scan resolution: dx=8mm,dy=8mm

Zoom scan resolution: dx=5mm, dy=5mm, dz=5mm

Date of measurement: 2015.6.5

Measurement duration: 9 minutes 35 seconds

A. Experimental conditions.

Phantom File	surf_sam_plan.txt
Phantom	Flat Plane
Device Position	Body
Band	LTE Band 7(20MHz)
Channels	Middle
Signal	QPSK_1RB_RB offset 0

B. SAR Measurement Results

Middle Band SAR (Channel 21100):

Frequency (MHz)	2535.000000
Relative permittivity (real part)	52.519342
Conductivity (S/m)	1.935672
Power drift (%)	-0.150000
Ambient Temperature:	22.4°C
Liquid Temperature:	21.9°C
ConvF:	4.96
Crest factor:	1:1

SURFACE SAR	VOLUME SAR
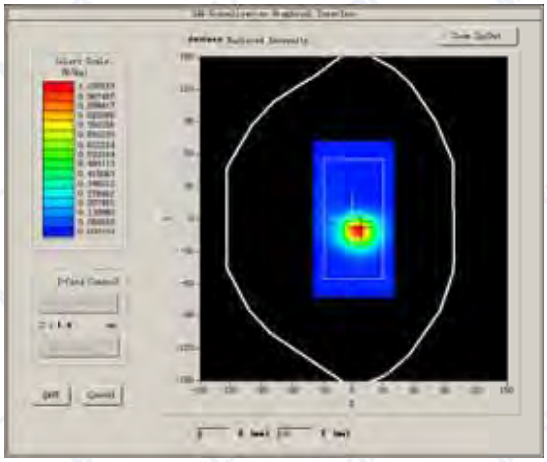	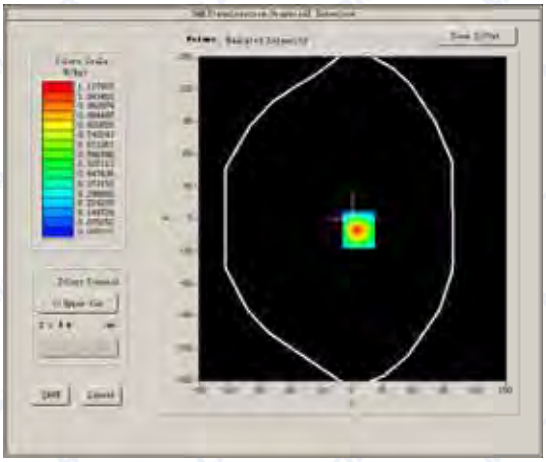

Maximum location: X=6.00, Y=-10.00
SAR Peak: 2.19 W/kg

SAR 10g (W/Kg)	**0.471205**
SAR 1g (W/Kg)	**1.138693**

Z axis scan

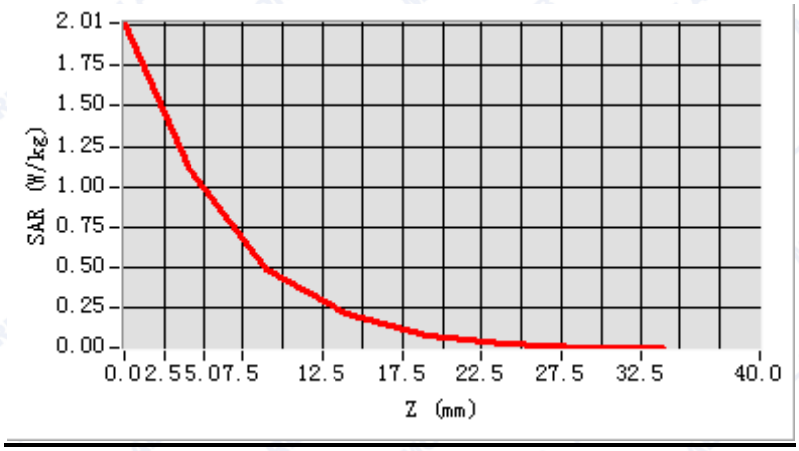

3D screen shot	Hot spot position
	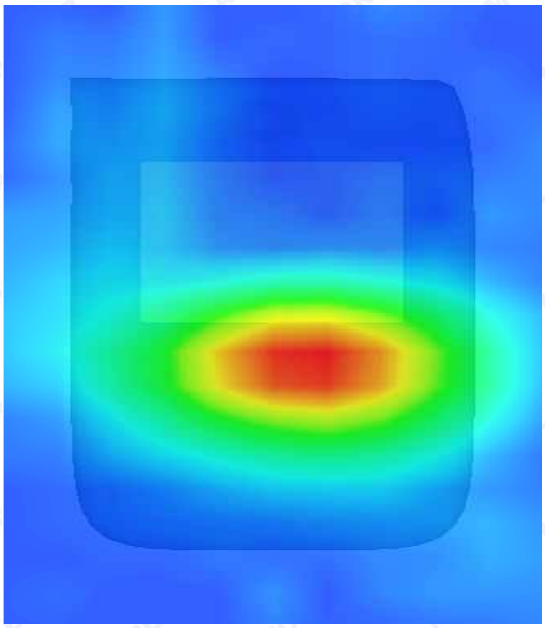

MEASUREMENT 91

Type: Phone measurement (Complete)

Area scan resolution: dx=8mm,dy=8mm

Zoom scan resolution: dx=5mm, dy=5mm, dz=5mm

Date of measurement: 2015.6.5

Measurement duration: 9 minutes 33 seconds

A. Experimental conditions.

Phantom File	surf_sam_plan.txt
Phantom	Flat Plane
Device Position	Body
Band	LTE Band7 (20MHz)
Channels	High
Signal	QPSK_1RB_RB offset 0

B. SAR Measurement Results

High Band SAR (Channel 21350):

Frequency (MHz)	2560.000000
Relative permittivity (real part)	52.519342
Conductivity (S/m)	1.935672
Power drift (%)	-0.220000
Ambient Temperature:	22.4°C
Liquid Temperature:	21.9°C
ConvF:	4.96
Crest factor:	1:1

SURFACE SAR	VOLUME SAR
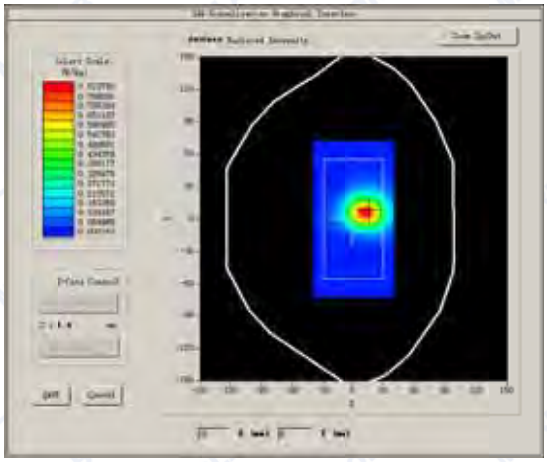	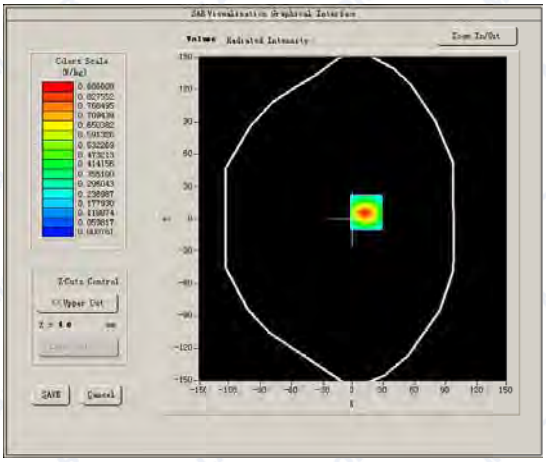

Maximum location: X=13.00, Y=6.00
SAR Peak: 1.71 W/kg

SAR 10g (W/Kg)	**0.387373**
SAR 1g (W/Kg)	**0.910177**

Z axis scan

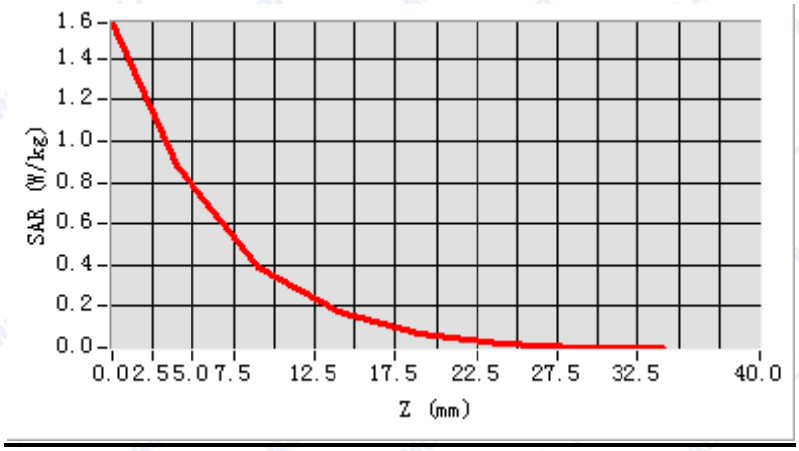

3D screen shot	Hot spot position
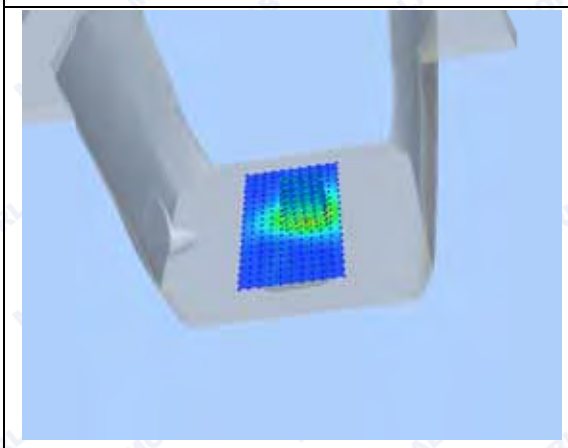	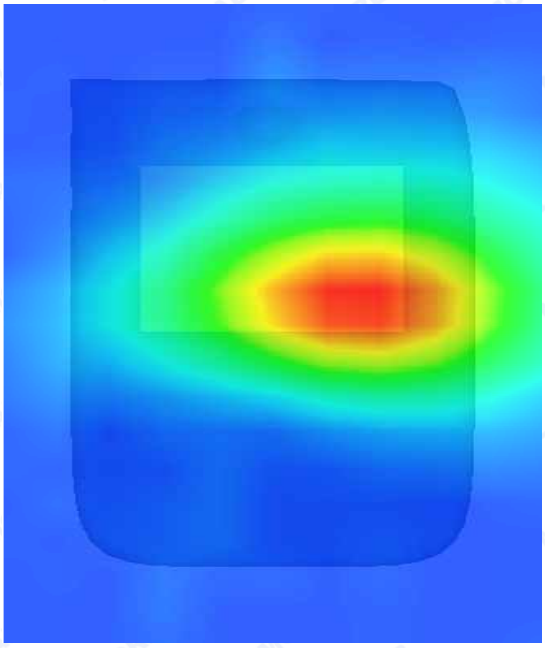

MEASUREMENT 92

Type: Phone measurement (Complete)

Area scan resolution: dx=8mm,dy=8mm

Zoom scan resolution: dx=5mm, dy=5mm, dz=5mm

Date of measurement: 2015.6.5

Measurement duration: 9 minutes 33 seconds

A. Experimental conditions.

Phantom File	surf_sam_plan.txt
Phantom	Flat Plane
Device Position	Body
Band	LTE Band 7 (20MHz)
Channels	Middle
Signal	QPSK_1RB_RB offset 0

B. SAR Measurement Results

Middle Band SAR (Channel 21100):

Frequency (MHz)	2535.000000
Relative permittivity (real part)	52.519342
Conductivity (S/m)	1.935672
Power drift (%)	-3.660000
Ambient Temperature:	22.4°C
Liquid Temperature:	21.9°C
ConvF:	4.96
Crest factor:	1:1

SURFACE SAR	VOLUME SAR
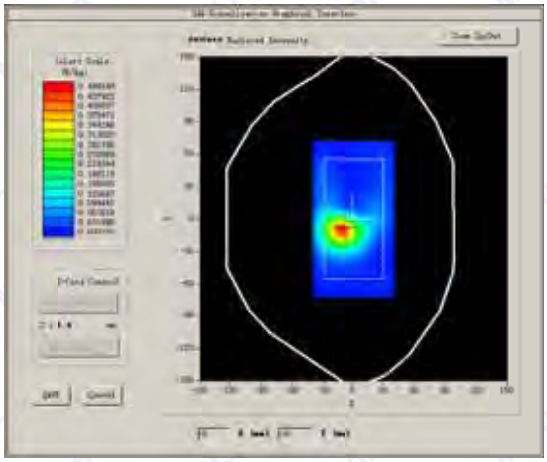	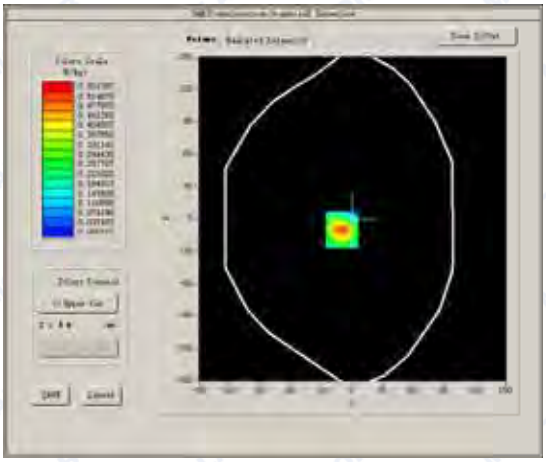

Maximum location: X=-10.00, Y=-10.00
SAR Peak: 1.05 W/kg

SAR 10g (W/Kg)	**0.234836**
SAR 1g (W/Kg)	**0.553697**

Z axis scan

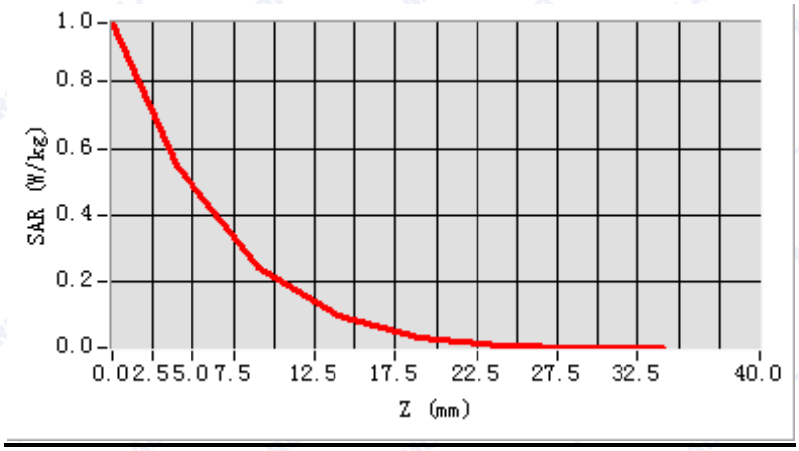

3D screen shot	Hot spot position
	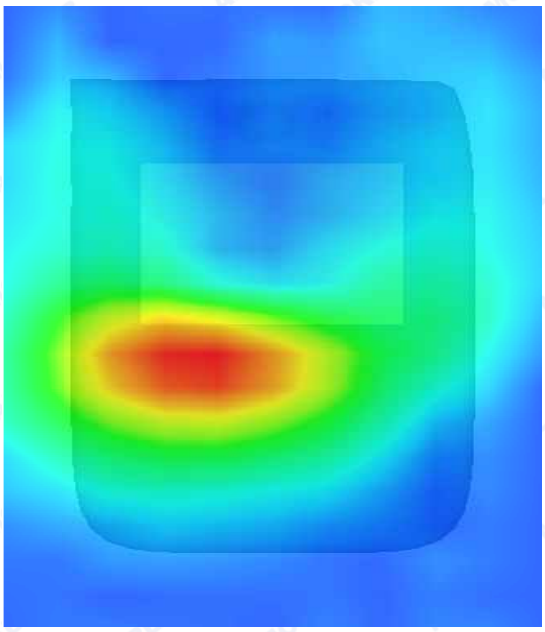

MEASUREMENT 93

Type: Phone measurement (Complete)

Area scan resolution: dx=8mm,dy=8mm

Zoom scan resolution: dx=5mm, dy=5mm, dz=5mm

Date of measurement: 2015.6.5

Measurement duration: 9 minutes 35 seconds

A. Experimental conditions.

Phantom File	surf_sam_plan.txt
Phantom	Flat Plane
Device Position	Body
Band	LTE Band7 (20MHz)
Channels	Low
Signal	QPSK_1RB_RB offset 0

B. SAR Measurement Results

Low Band SAR (Channel 20850):

Frequency (MHz)	2510.000000
Relative permittivity (real part)	52.519342
Conductivity (S/m)	1.935672
Power drift (%)	2.460000
Ambient Temperature:	22.4°C
Liquid Temperature:	21.9°C
ConvF:	4.96
Crest factor:	1:1

SURFACE SAR	VOLUME SAR
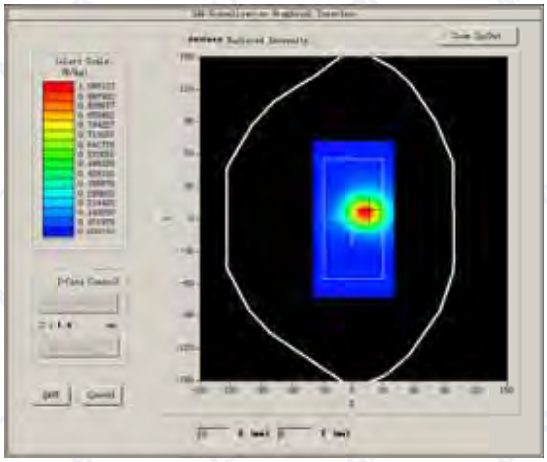	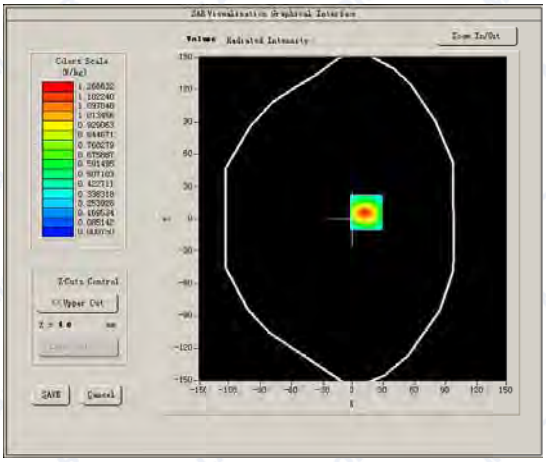

Maximum location: X=13.00, Y=6.00
SAR Peak: 2.46 W/kg

SAR 10g (W/Kg)	**0.558935**
SAR 1g (W/Kg)	**1.299951**

Z axis scan

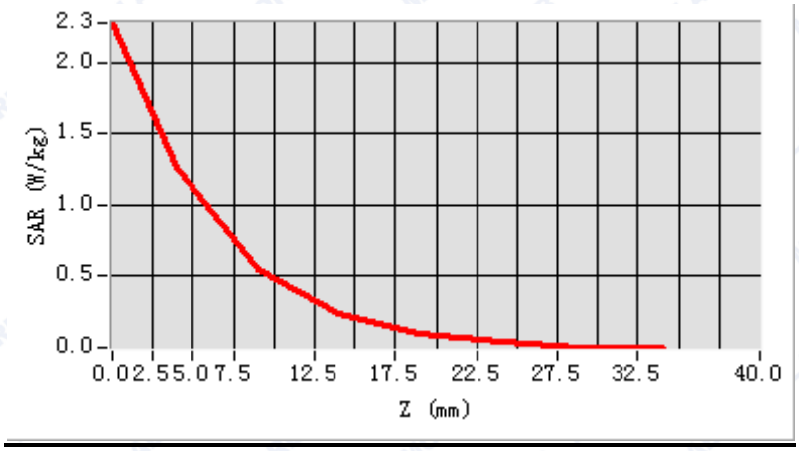

3D screen shot	Hot spot position
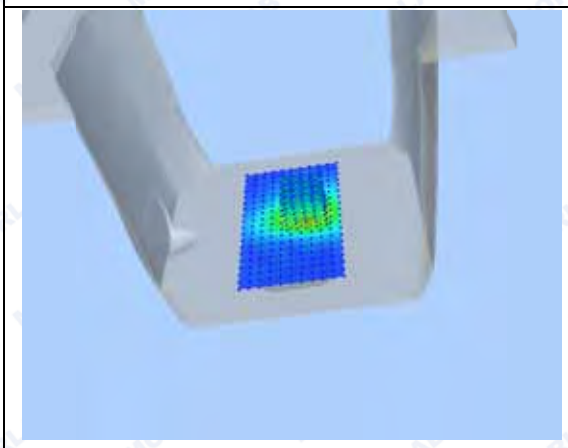	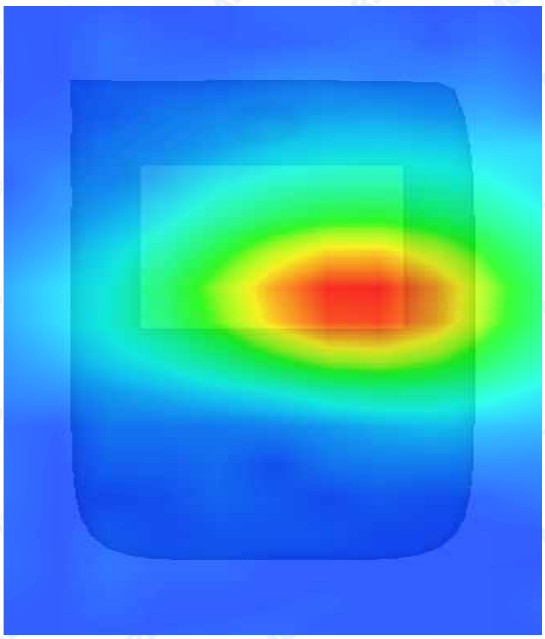

MEASUREMENT 94

Type: Phone measurement (Complete)

Area scan resolution: dx=8mm,dy=8mm

Zoom scan resolution: dx=5mm, dy=5mm, dz=5mm

Date of measurement: 2015.6.5

Measurement duration: 9 minutes 31 seconds

A. Experimental conditions.

Phantom File	surf_sam_plan.txt
Phantom	Flat Plane
Device Position	Body
Band	LTE Band7 (20MHz)
Channels	Middle
Signal	QPSK_1RB_RB offset 0

B. SAR Measurement Results

Middle Band SAR (Channel 21100):

Frequency (MHz)	2535.000000
Relative permittivity (real part)	52.519342
Conductivity (S/m)	1.935672
Power drift (%)	1.050000
Ambient Temperature:	22.4°C
Liquid Temperature:	21.9°C
ConvF:	4.96
Crest factor:	1:1

SURFACE SAR	VOLUME SAR
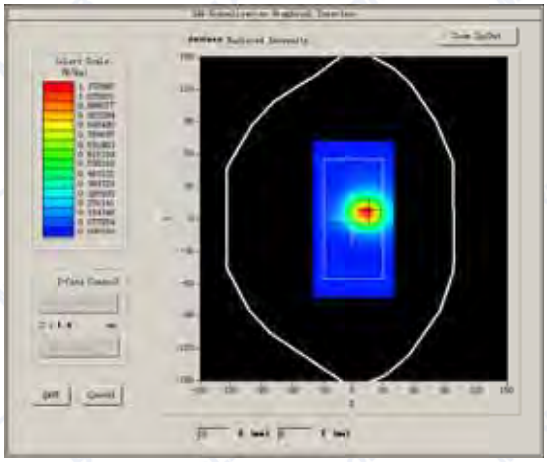	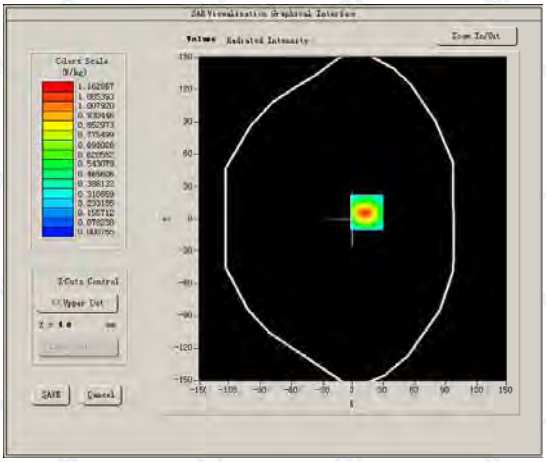

Maximum location: X=14.00, Y=6.00
SAR Peak: 2.21 W/kg

SAR 10g (W/Kg)	**0.512488**
SAR 1g (W/Kg)	**1.183923**

Z axis scan

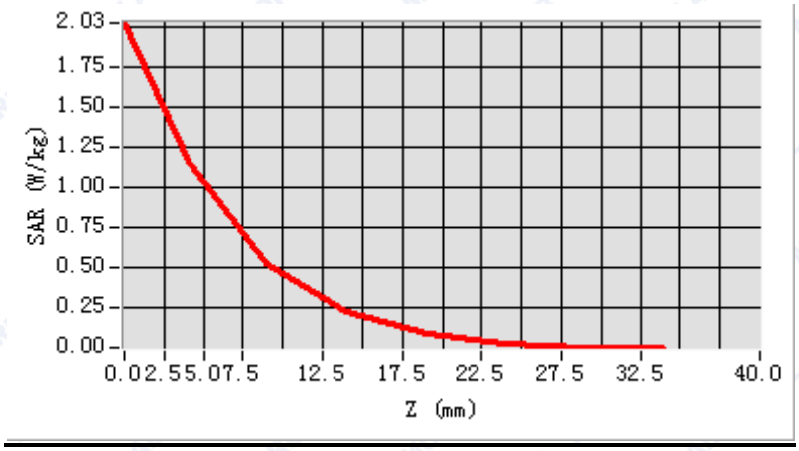

3D screen shot	Hot spot position
	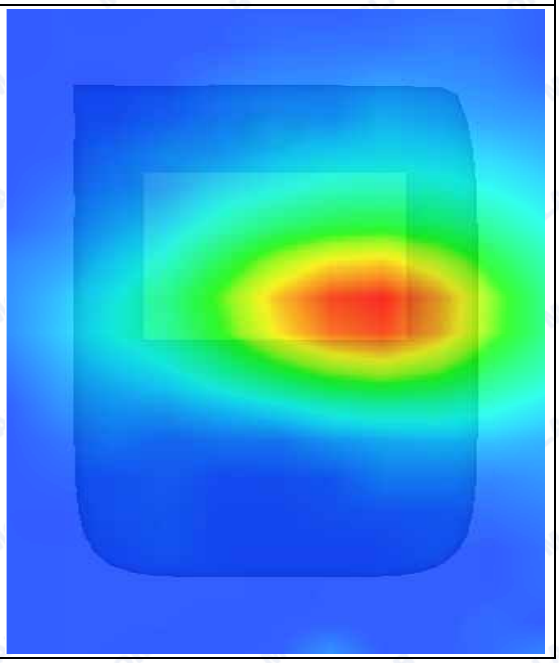

MEASUREMENT 95

Type: Phone measurement (Complete)

Area scan resolution: dx=8mm,dy=8mm

Zoom scan resolution: dx=5mm, dy=5mm, dz=5mm

Date of measurement: 2015.6.5

Measurement duration: 9 minutes 31 seconds

A. Experimental conditions.

Phantom File	surf_sam_plan.txt
Phantom	Flat Plane
Device Position	Body
Band	LTE Band7 (20MHz)
Channels	High
Signal	QPSK_1RB_RB offset 0

B. SAR Measurement Results

High Band SAR (Channel 21350):

Frequency (MHz)	2560.000000
Relative permittivity (real part)	52.519342
Conductivity (S/m)	1.935672
Power drift (%)	1.050000
Ambient Temperature:	22.4°C
Liquid Temperature:	21.9°C
ConvF:	4.96
Crest factor:	1:1

SURFACE SAR	VOLUME SAR
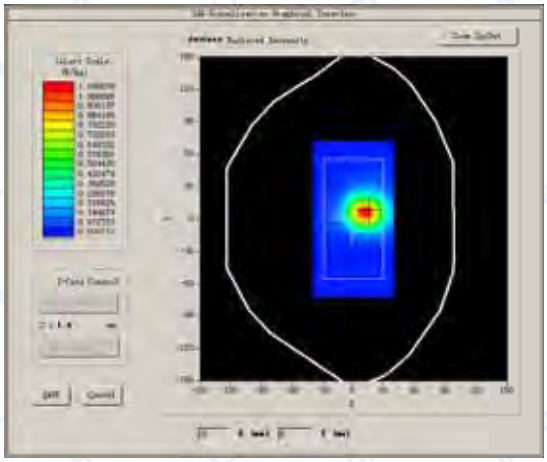	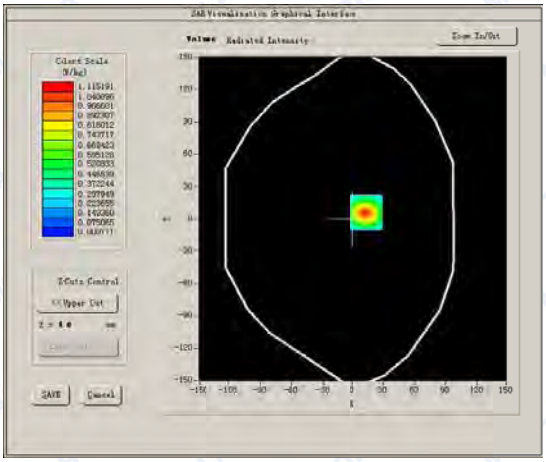

Maximum location: X=13.00, Y=6.00
SAR Peak: 2.15 W/kg

SAR 10g (W/Kg)	**0.493438**
SAR 1g (W/Kg)	**1.145273**

Z axis scan

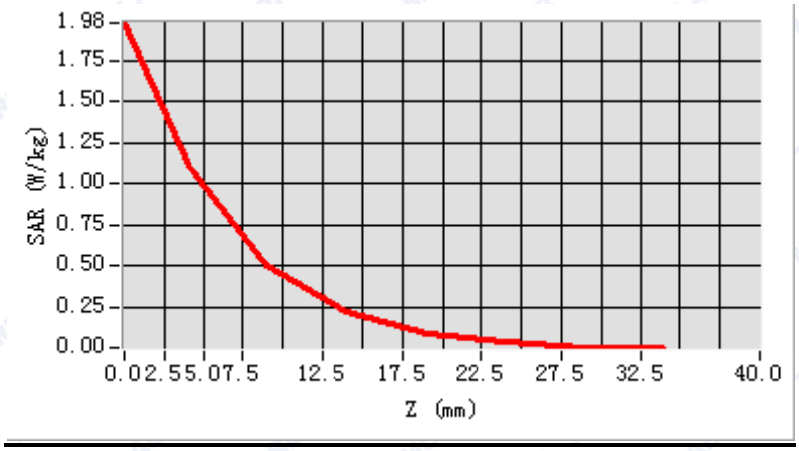

3D screen shot	Hot spot position
	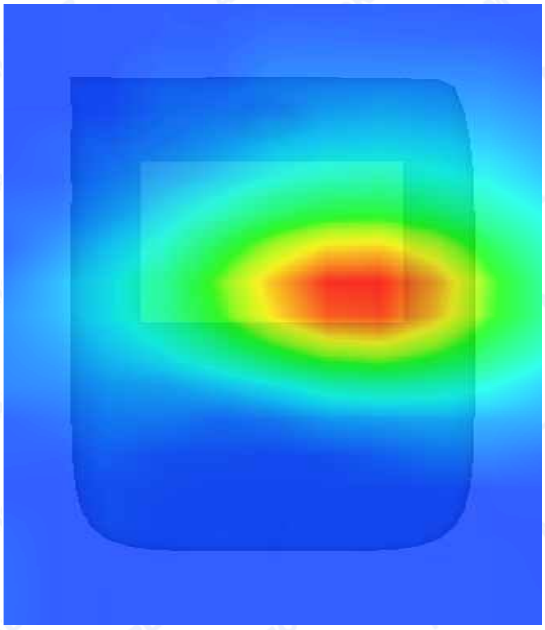

MEASUREMENT 96

Type: Phone measurement (Complete)

Area scan resolution: dx=8mm,dy=8mm

Zoom scan resolution: dx=5mm, dy=5mm, dz=5mm

Date of measurement: 2015.6.5

Measurement duration: 9 minutes 33 seconds

A. Experimental conditions.

Phantom File	surf_sam_plan.txt
Phantom	Flat Plane
Device Position	Body
Band	LTE Band7 (20MHz)
Channels	Middle
Signal	QPSK_1RB_RB offset 0

B. SAR Measurement Results

Middle Band SAR (Channel 21100):

Frequency (MHz)	2535.000000
Relative permittivity (real part)	52.519342
Conductivity (S/m)	1.935672
Power drift (%)	-0.220000
Ambient Temperature:	22.4°C
Liquid Temperature:	21.9°C
ConvF:	4.96
Crest factor:	1:1

SURFACE SAR	VOLUME SAR
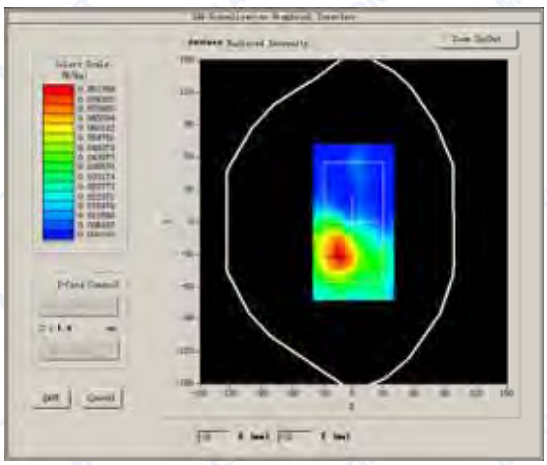	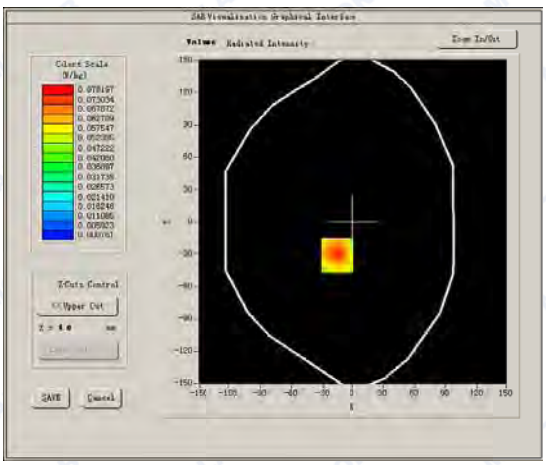

Maximum location: X=-15.00, Y=-31.00
SAR Peak: 0.19 W/kg

SAR 10g (W/Kg)	**0.034644**
SAR 1g (W/Kg)	**0.083805**

Z axis scan

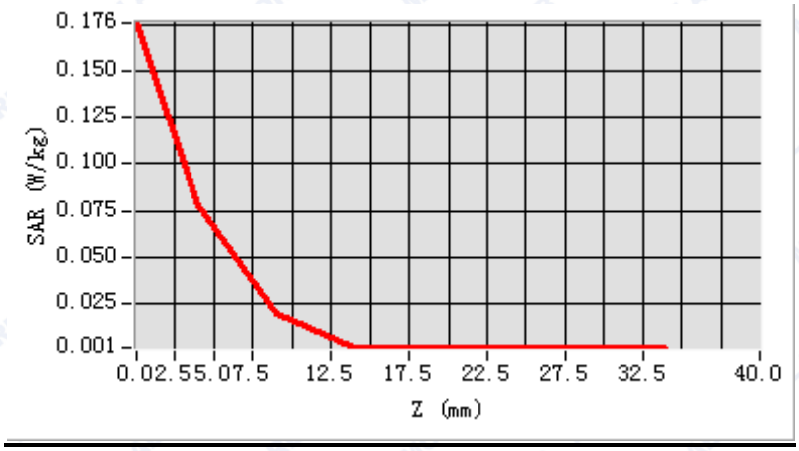

3D screen shot	Hot spot position
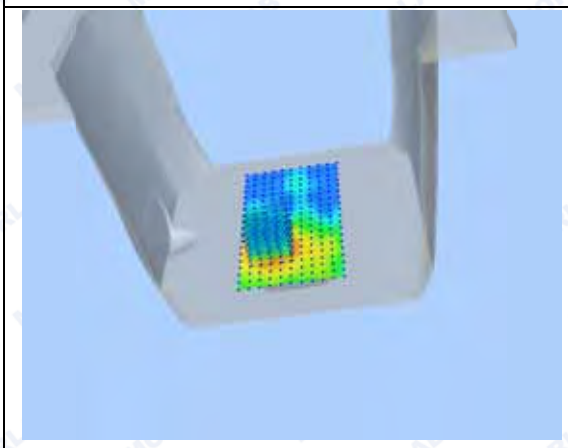	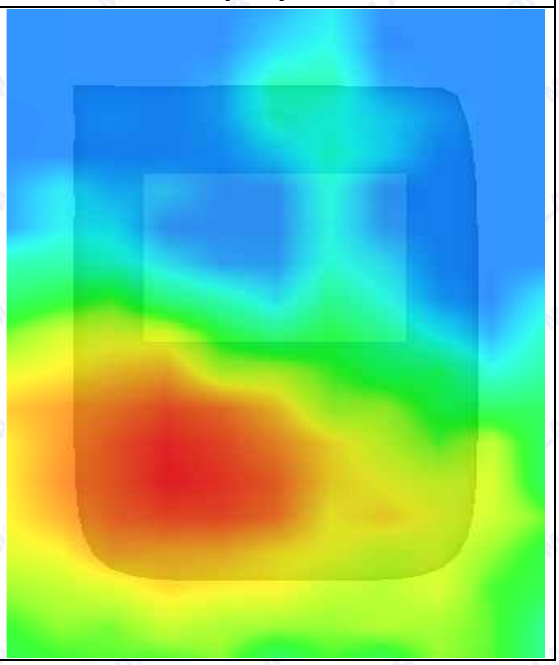

MEASUREMENT 97

Type: Phone measurement (Complete)

Area scan resolution: dx=8mm,dy=8mm

Zoom scan resolution: dx=5mm, dy=5mm, dz=5mm

Date of measurement: 2015.6.5

Measurement duration: 9 minutes 31 seconds

A. Experimental conditions.

Phantom File	surf_sam_plan.txt
Phantom	Flat Plane
Device Position	Body
Band	LTE Band (20MHz)
Channels	Middle
Signal	QPSK_1RB_RB offset 0

B. SAR Measurement Results

Middle Band SAR (Channel 21100):

Frequency (MHz)	2535.000000
Relative permittivity (real part)	52.519342
Conductivity (S/m)	1.935672
Power drift (%)	1.120000
Ambient Temperature:	22.4°C
Liquid Temperature:	21.9°C
ConvF:	4.96
Crest factor:	1:1

SURFACE SAR	VOLUME SAR
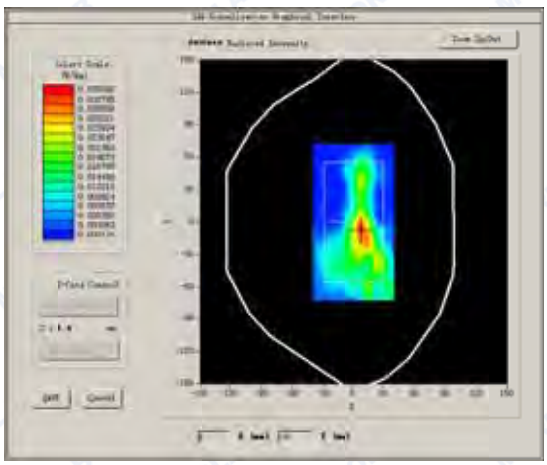	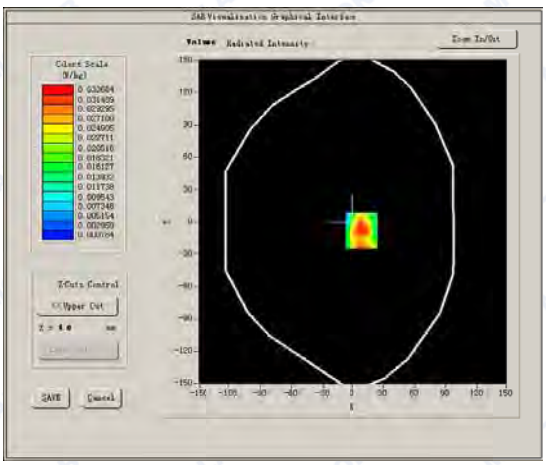

Maximum location: X=8.00, Y=-8.00
SAR Peak: 0.08 W/kg

SAR 10g (W/Kg)	**0.013544**
SAR 1g (W/Kg)	**0.036663**

Z axis scan

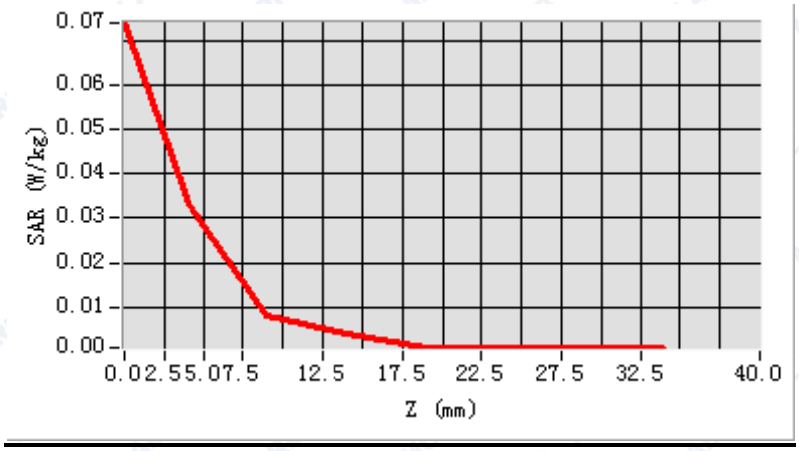

3D screen shot	Hot spot position
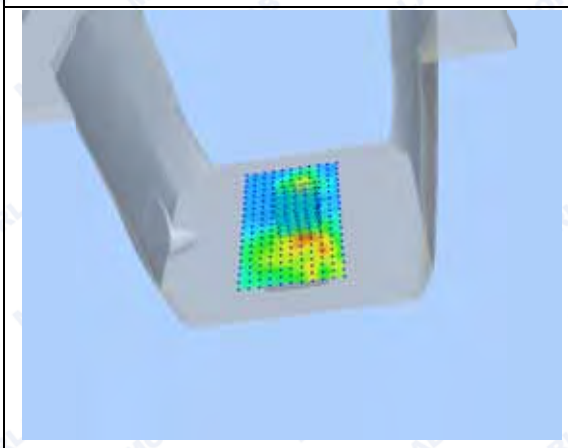	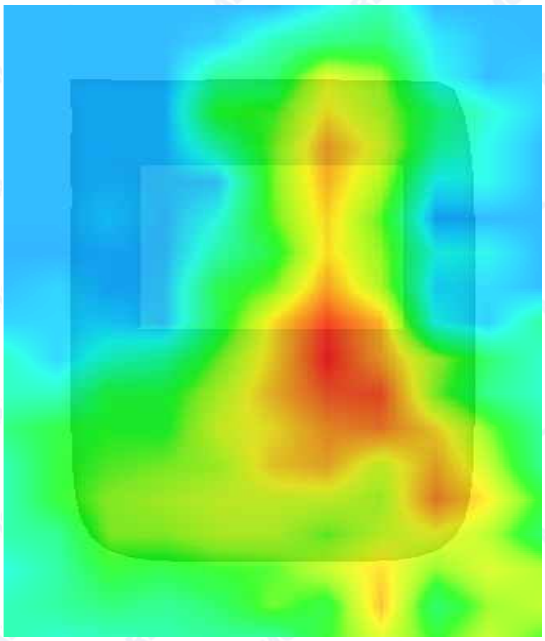

MEASUREMENT 98

Type: Phone measurement (Complete)

Area scan resolution: dx=8mm,dy=8mm

Zoom scan resolution: dx=5mm, dy=5mm, dz=5mm

Date of measurement: 2015.6.5

Measurement duration: 9 minutes 35 seconds

A. Experimental conditions.

Phantom File	surf_sam_plan.txt
Phantom	Flat Plane
Device Position	Body
Band	LTE Band4 (20MHz)
Channels	Middle
Signal	QPSK_50RB_RB offset 0

B. SAR Measurement Results

Middle Band SAR (Channel 21100):

Frequency (MHz)	2535.000000
Relative permittivity (real part)	52.519342
Conductivity (S/m)	1.935672
Power drift (%)	-0.150000
Ambient Temperature:	22.4°C
Liquid Temperature:	21.9°C
ConvF:	4.96
Crest factor:	1:1

SURFACE SAR	VOLUME SAR
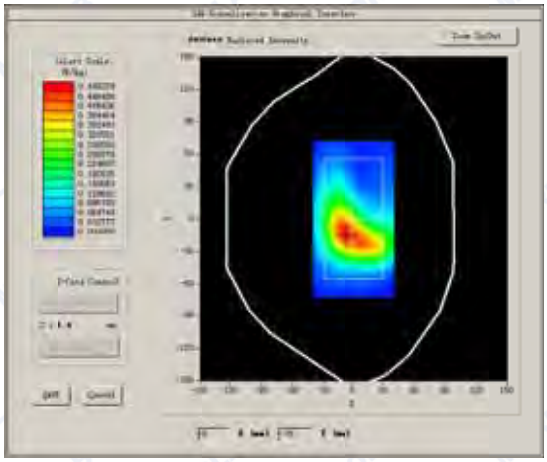	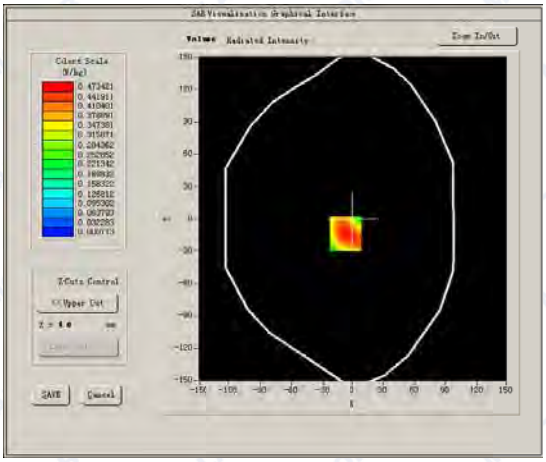

Maximum location: X=-7.00, Y=-14.00
SAR Peak: 0.89 W/kg

SAR 10g (W/Kg)	**0.249508**
SAR 1g (W/Kg)	**0.499095**

Z axis scan

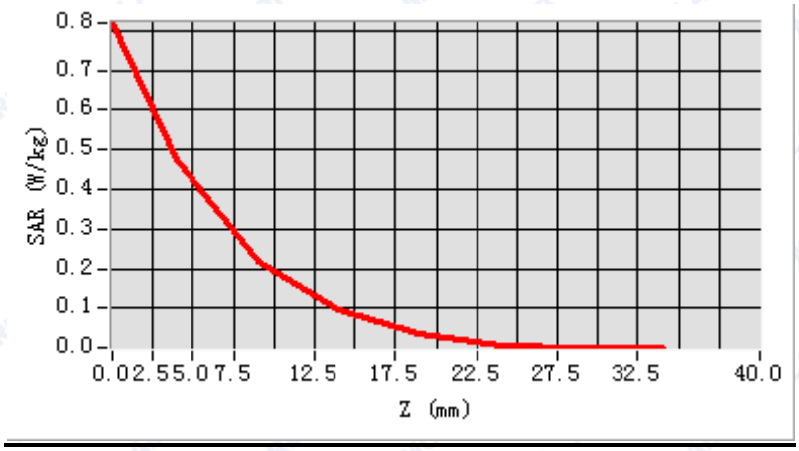

3D screen shot	Hot spot position
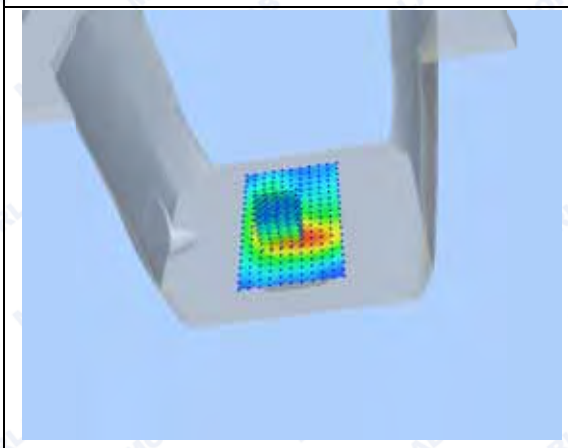	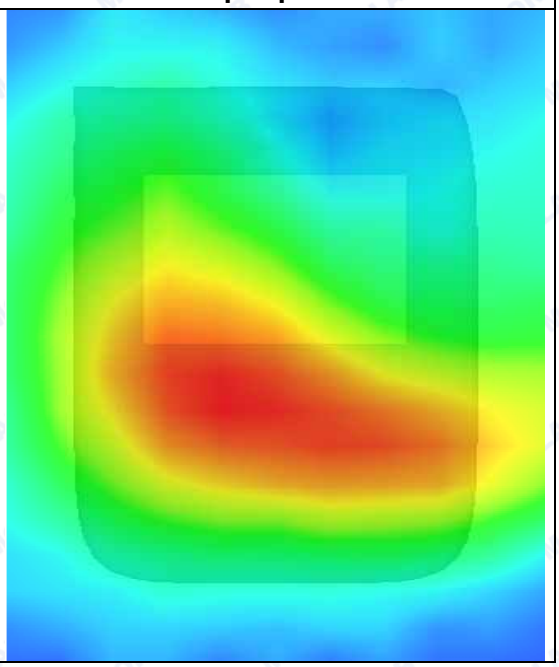

MEASUREMENT 99

Type: Phone measurement (Complete)

Area scan resolution: dx=8mm,dy=8mm

Zoom scan resolution: dx=5mm, dy=5mm, dz=5mm

Date of measurement: 2015.6.5

Measurement duration: 9 minutes 33 seconds

A. Experimental conditions.

Phantom File	surf_sam_plan.txt
Phantom	Flat Plane
Device Position	Body
Band	LTE Band7 (20MHz)
Channels	Middle
Signal	QPSK_50RB_RB offset 0

B. SAR Measurement Results

Middle Band SAR (Channel 21100):

Frequency (MHz)	2510.000000
Relative permittivity (real part)	52.519342
Conductivity (S/m)	1.935672
Power drift (%)	-3.660000
Ambient Temperature:	22.4°C
Liquid Temperature:	21.9°C
ConvF:	4.96
Crest factor:	1:1

SURFACE SAR	VOLUME SAR
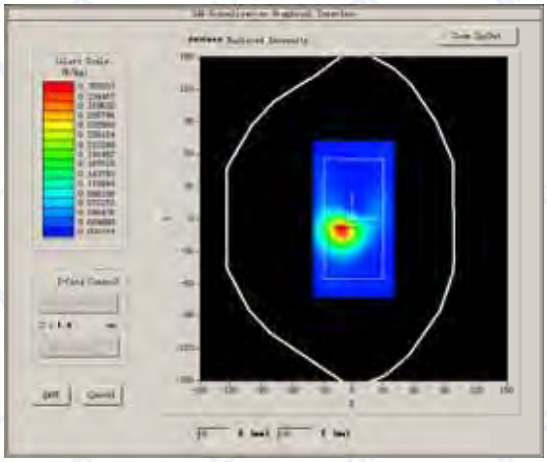	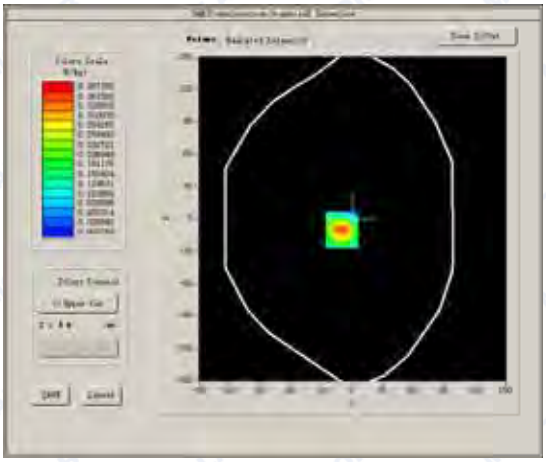

Maximum location: X=-10.00, Y=-10.00
SAR Peak: 0.75 W/kg

SAR 10g (W/Kg)	**0.162607**
SAR 1g (W/Kg)	**0.390692**

Z axis scan

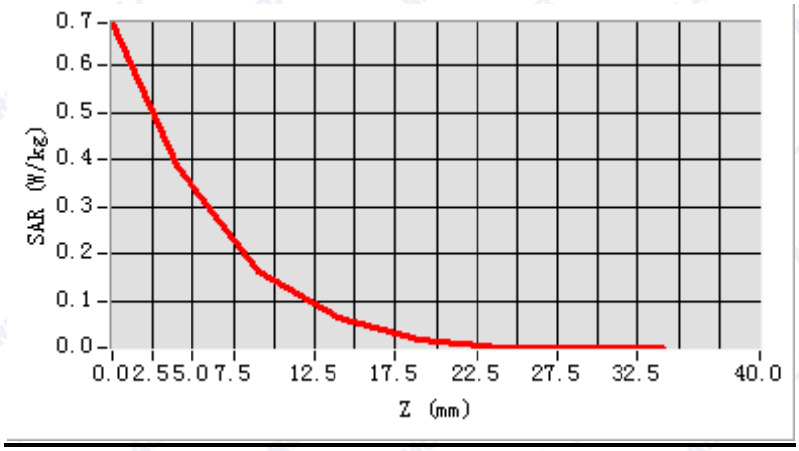

3D screen shot	Hot spot position
	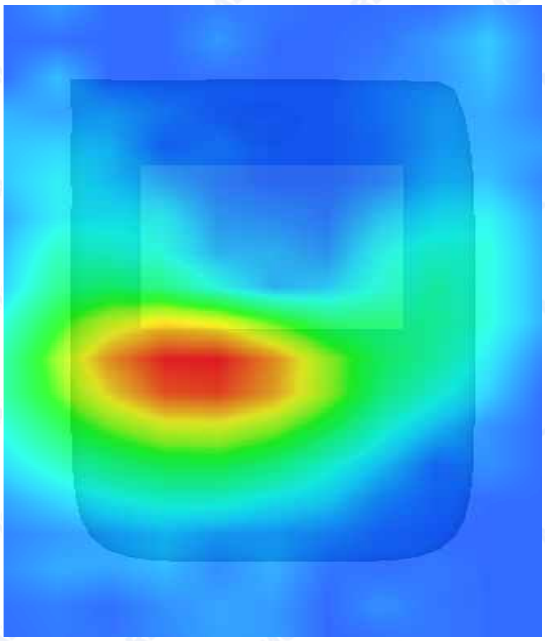

MEASUREMENT 100

Type: Phone measurement (Complete)

Area scan resolution: dx=8mm,dy=8mm

Zoom scan resolution: dx=5mm, dy=5mm, dz=5mm

Date of measurement: 2015.6.5

Measurement duration: 9 minutes 35 seconds

A. Experimental conditions.

Phantom File	surf_sam_plan.txt
Phantom	Flat Plane
Device Position	Body
Band	LTE Band7 (20MHz)
Channels	Low
Signal	QPSK_50RB_RB offset 0

B. SAR Measurement Results

Low Band SAR (Channel 20850):

Frequency (MHz)	2510.000000
Relative permittivity (real part)	52.519342
Conductivity (S/m)	1.935672
Power drift (%)	2.460000
Ambient Temperature:	22.4°C
Liquid Temperature:	21.9°C
ConvF:	4.96
Crest factor:	1:1

SURFACE SAR	VOLUME SAR
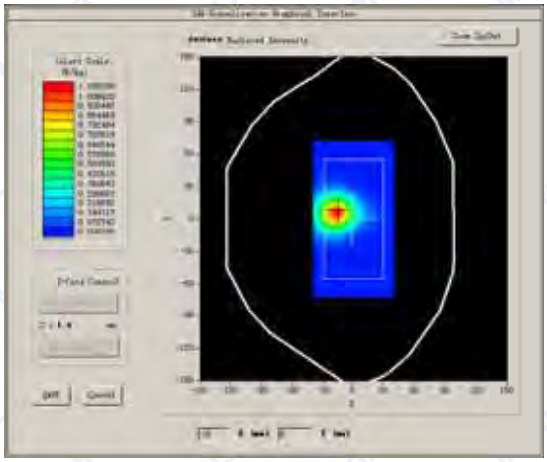	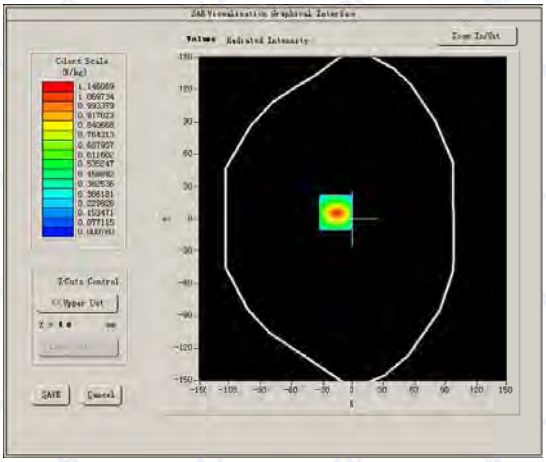

Maximum location: X=-17.00, Y=6.00
SAR Peak: 2.26 W/kg

SAR 10g (W/Kg)	**0.500734**
SAR 1g (W/Kg)	**1.045442**

Z axis scan

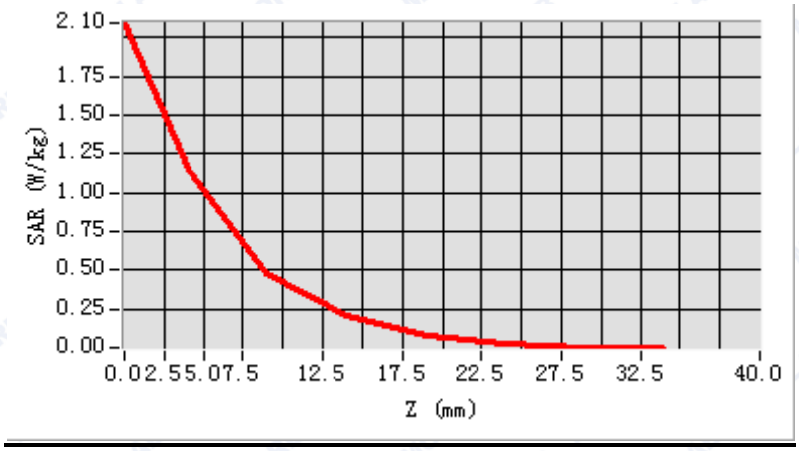

3D screen shot	Hot spot position
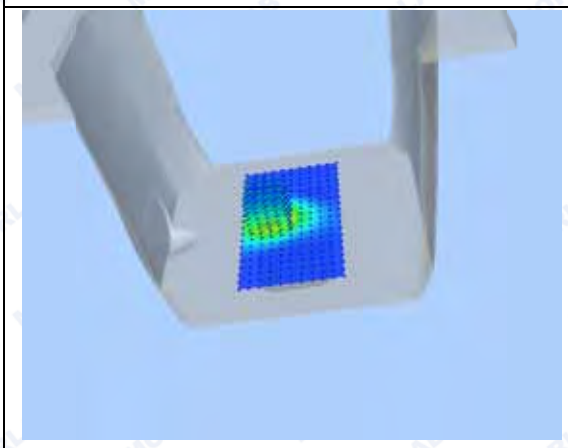	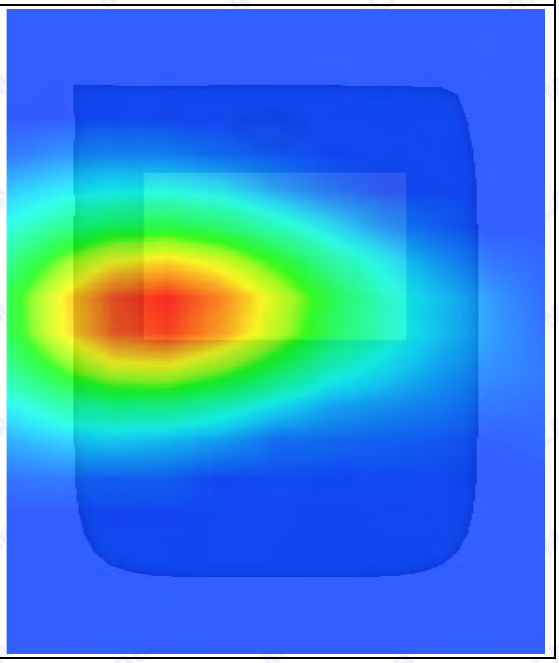

MEASUREMENT 101

Type: Phone measurement (Complete)

Area scan resolution: dx=8mm,dy=8mm

Zoom scan resolution: dx=5mm, dy=5mm, dz=5mm

Date of measurement: 2015.6.5

Measurement duration: 9 minutes 31 seconds

A. Experimental conditions.

Phantom File	surf_sam_plan.txt
Phantom	Flat Plane
Device Position	Body
Band	LTE Band7 (20MHz)
Channels	Middle
Signal	QPSK_50RB_RB offset 25

B. SAR Measurement Results

Middle Band SAR (Channel 21100):

Frequency (MHz)	2535.000000
Relative permittivity (real part)	52.519342
Conductivity (S/m)	1.935672
Power drift (%)	1.050000
Ambient Temperature:	22.4°C
Liquid Temperature:	21.9°C
ConvF:	4.96
Crest factor:	1:1

SURFACE SAR	VOLUME SAR
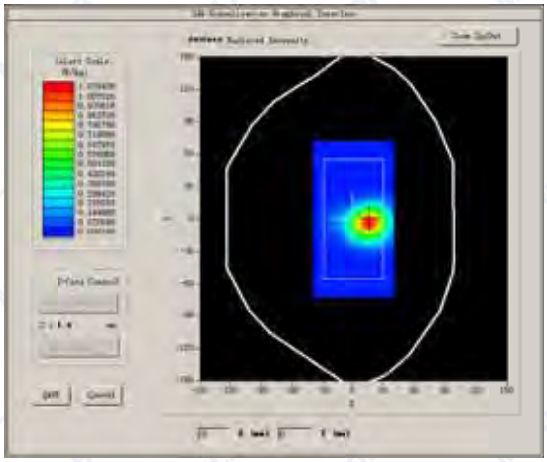	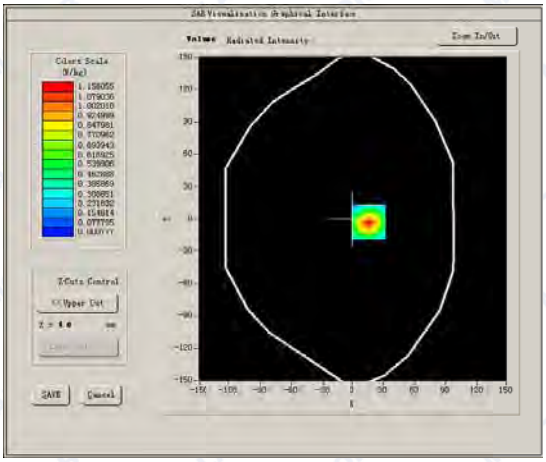

Maximum location: X=16.00, Y=-3.00
SAR Peak: 2.29 W/kg

SAR 10g (W/Kg)	**0.498363**
SAR 1g (W/Kg)	**1.190139**

Z axis scan

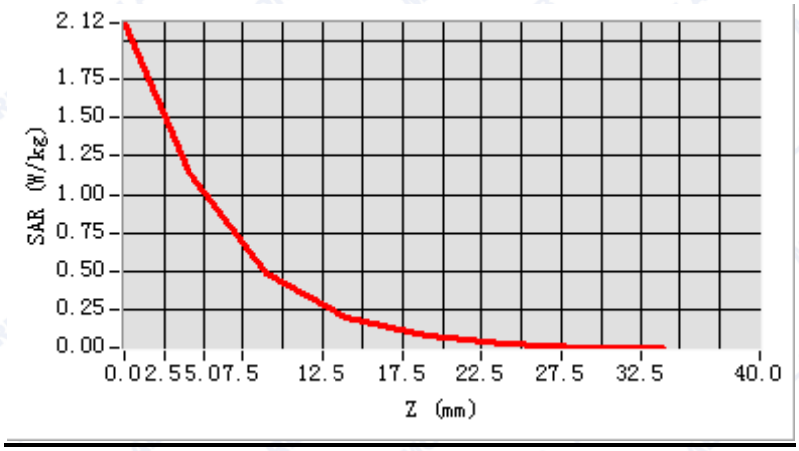

3D screen shot	Hot spot position
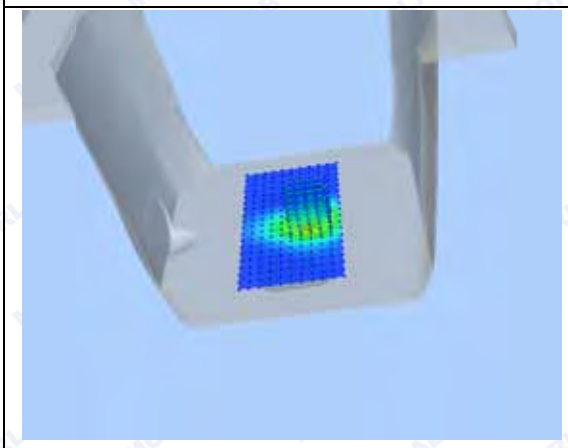	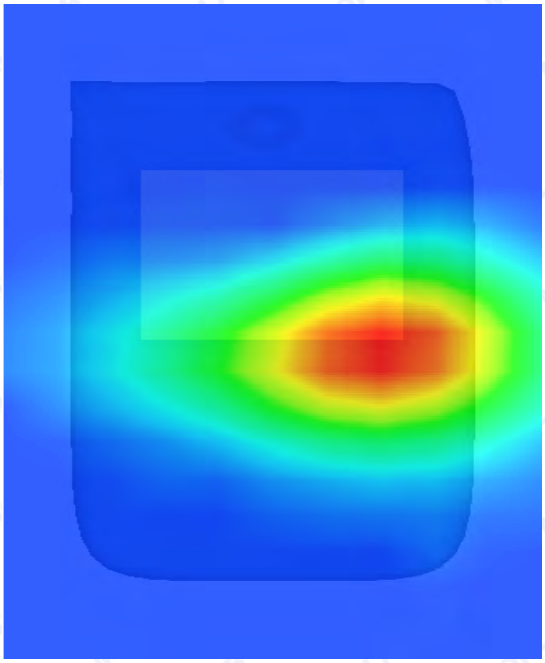

MEASUREMENT 102

Type: Phone measurement (Complete)

Area scan resolution: dx=8mm,dy=8mm

Zoom scan resolution: dx=5mm, dy=5mm, dz=5mm

Date of measurement: 2015.6.5

Measurement duration: 9 minutes 31 seconds

A. Experimental conditions.

Phantom File	surf_sam_plan.txt
Phantom	Flat Plane
Device Position	Body
Band	LTE Band7 (20MHz)
Channels	High
Signal	QPSK_50RB_RB offset 0

B. SAR Measurement Results

Low Band SAR (Channel 20850):

Frequency (MHz)	2510.000000
Relative permittivity (real part)	52.519342
Conductivity (S/m)	1.935672
Power drift (%)	1.050000
Ambient Temperature:	22.4°C
Liquid Temperature:	21.9°C
ConvF:	4.96
Crest factor:	1:1

SURFACE SAR	VOLUME SAR
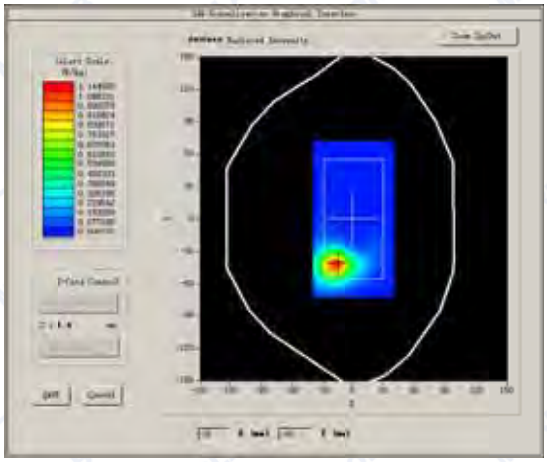	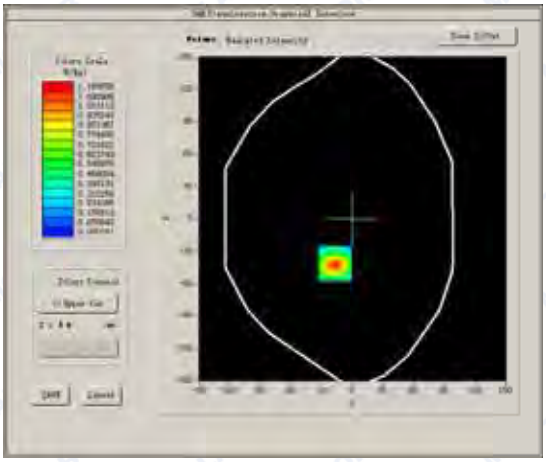

Maximum location: X=-17.00, Y=-41.00
SAR Peak: 2.32 W/kg

SAR 10g (W/Kg)	**0.507002**
SAR 1g (W/Kg)	**1.204176**

Z axis scan

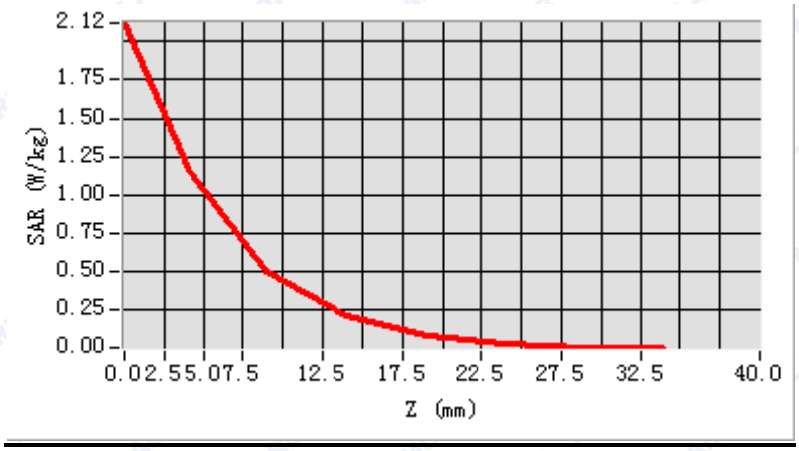

3D screen shot	Hot spot position
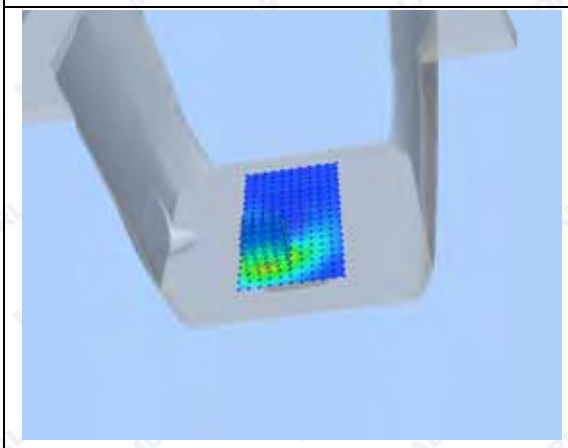	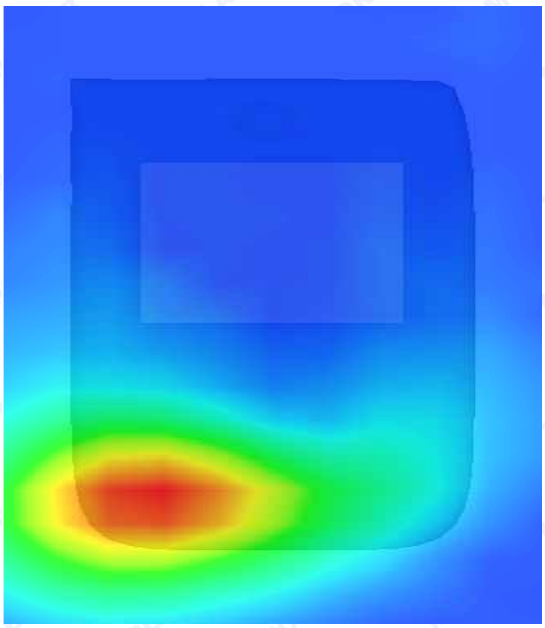

MEASUREMENT 103

Type: Phone measurement (Complete)

Area scan resolution: dx=8mm,dy=8mm

Zoom scan resolution: dx=5mm, dy=5mm, dz=5mm

Date of measurement: 2015.6.5

Measurement duration: 9 minutes 31 seconds

A. Experimental conditions.

Phantom File	surf_sam_plan.txt
Phantom	Flat Plane
Device Position	Body
Band	LTE Band7 (20MHz)
Channels	Middle
Signal	QPSK_50RB_RB offset 25

B. SAR Measurement Results

Middle Band SAR (Channel 21100):

Frequency (MHz)	2535.000000
Relative permittivity (real part)	52.519342
Conductivity (S/m)	1.935672
Power drift (%)	1.050000
Ambient Temperature:	22.4°C
Liquid Temperature:	21.9°C
ConvF:	4.96
Crest factor:	1:1

SURFACE SAR	VOLUME SAR
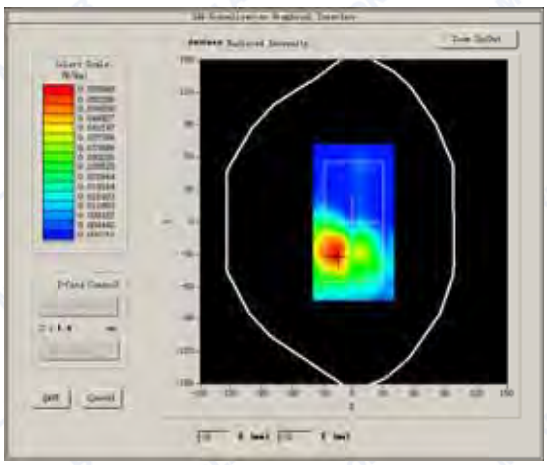	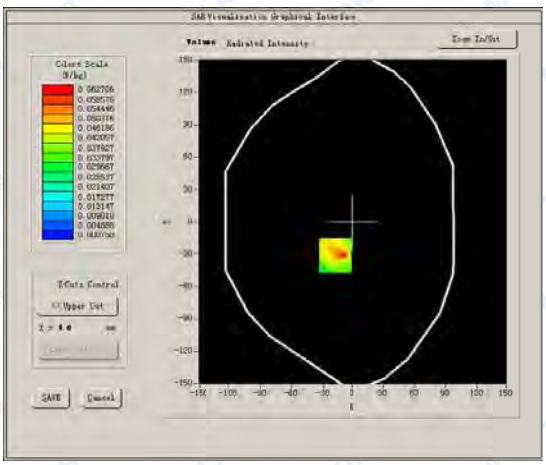

Maximum location: X=-17.00, Y=-31.00
SAR Peak: 0.16 W/kg

SAR 10g (W/Kg)	**0.024462**
SAR 1g (W/Kg)	**0.064667**

Z axis scan

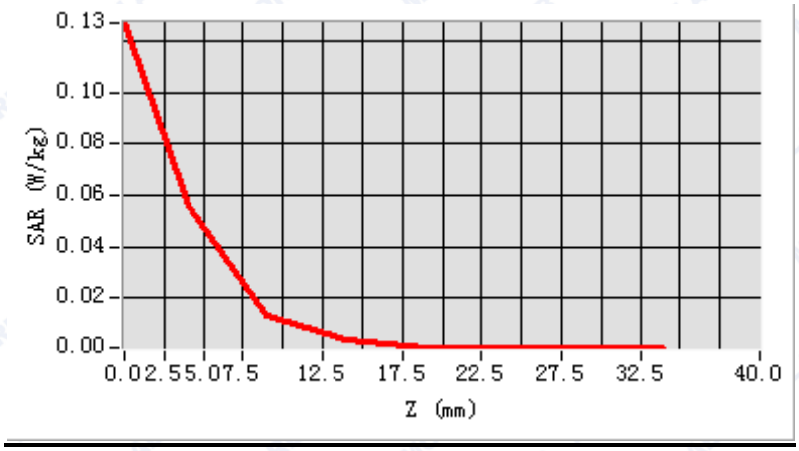

3D screen shot	Hot spot position
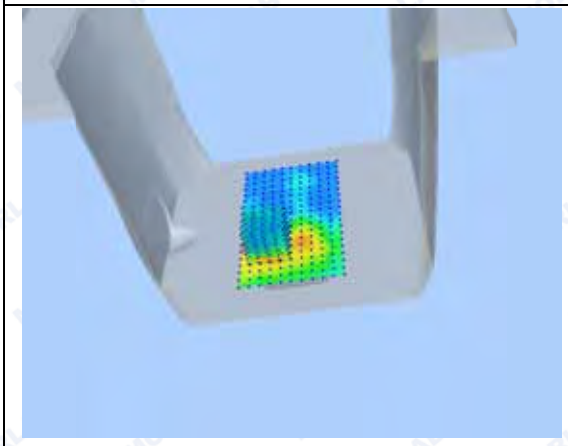	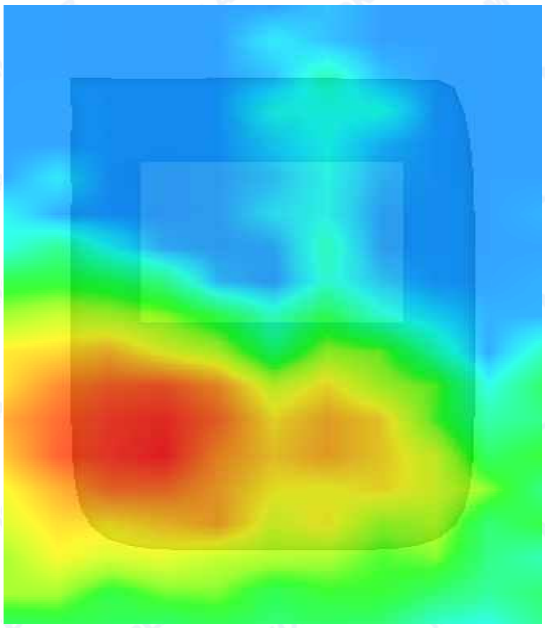

MEASUREMENT 104

Type: Phone measurement (Complete)

Area scan resolution: dx=8mm,dy=8mm

Zoom scan resolution: dx=5mm, dy=5mm, dz=5mm

Date of measurement: 2015.6.5

Measurement duration: 9 minutes 31 seconds

A. Experimental conditions.

Phantom File	surf_sam_plan.txt
Phantom	Flat Plane
Device Position	Body
Band	LTE Band7 (20MHz)
Channels	Middle
Signal	QPSK_50RB_RB offset 25

B. SAR Measurement Results

Middle Band SAR (Channel 21100):

Frequency (MHz)	2535.000000
Relative permittivity (real part)	52.519342
Conductivity (S/m)	1.935672
Power drift (%)	1.050000
Ambient Temperature:	22.4°C
Liquid Temperature:	21.9°C
ConvF:	4.96
Crest factor:	1:1

SURFACE SAR	VOLUME SAR
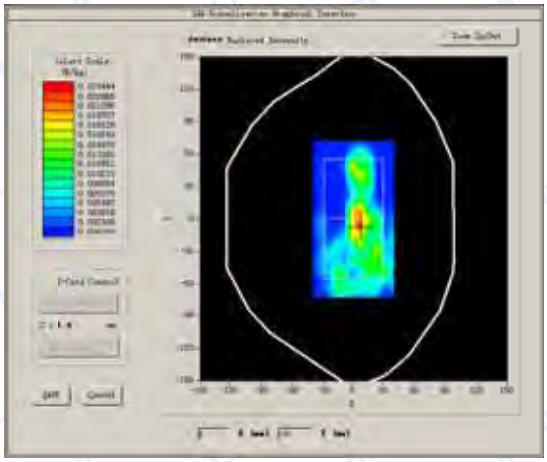	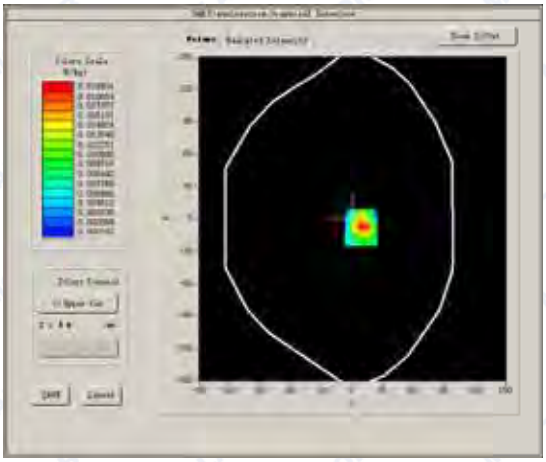

Maximum location: X=8.00, Y=-8.00
SAR Peak: 0.06 W/kg

SAR 10g (W/Kg)	**0.008267**
SAR 1g (W/Kg)	**0.022614**

Z axis scan

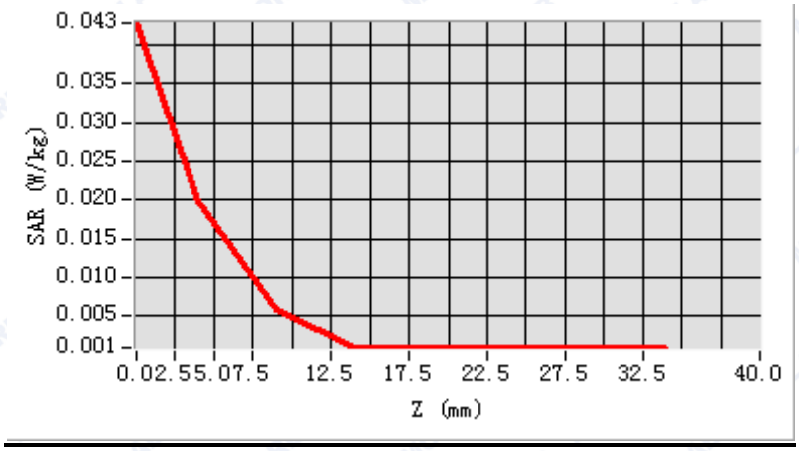

3D screen shot	Hot spot position
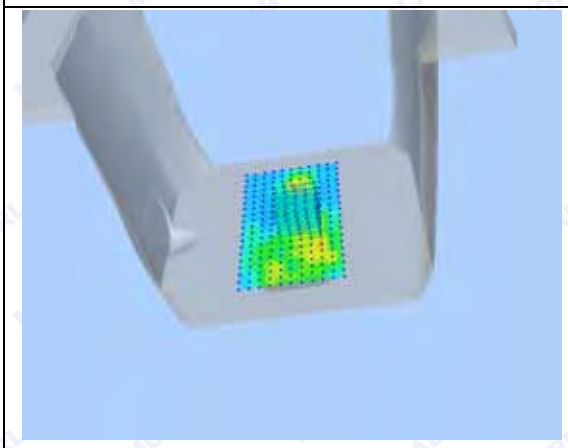	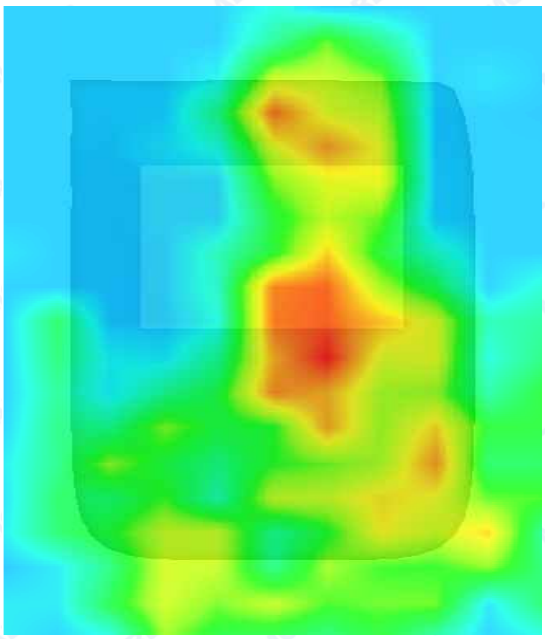

MEASUREMENT 105

Type: Phone measurement (Complete)

Area scan resolution: dx=8mm,dy=8mm

Zoom scan resolution: dx=5mm, dy=5mm, dz=5mm

Date of measurement: 2015.6.5

Measurement duration: 9 minutes 31 seconds

A. Experimental conditions.

Phantom File	surf_sam_plan.txt
Phantom	Flat Plane
Device Position	Body
Band	LTE Band7 (20MHz)
Channels	Middle
Signal	QPSK_100RB_RB offset 0

B. SAR Measurement Results

Middle Band SAR (Channel 21100):

Frequency (MHz)	2535.000000
Relative permittivity (real part)	52.519342
Conductivity (S/m)	1.935672
Power drift (%)	0.850000
Ambient Temperature:	22.4°C
Liquid Temperature:	21.9°C
ConvF:	4.96
Crest factor:	1:1

SURFACE SAR	VOLUME SAR
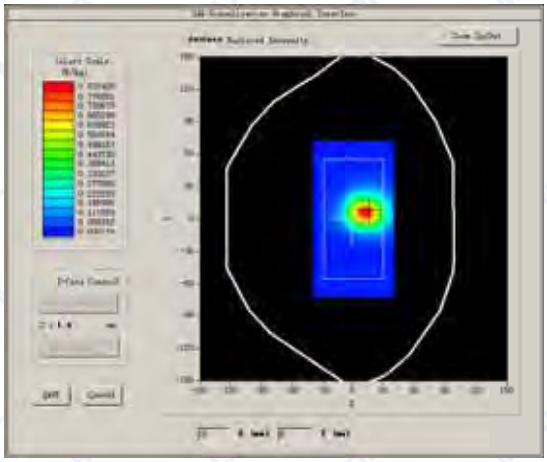	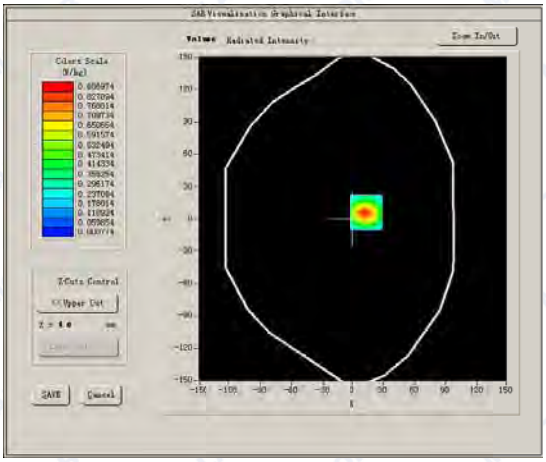

Maximum location: X=13.00, Y=6.00
SAR Peak: 1.73 W/kg

SAR 10g (W/Kg)	**0.387234**
SAR 1g (W/Kg)	**0.915209**

Z axis scan

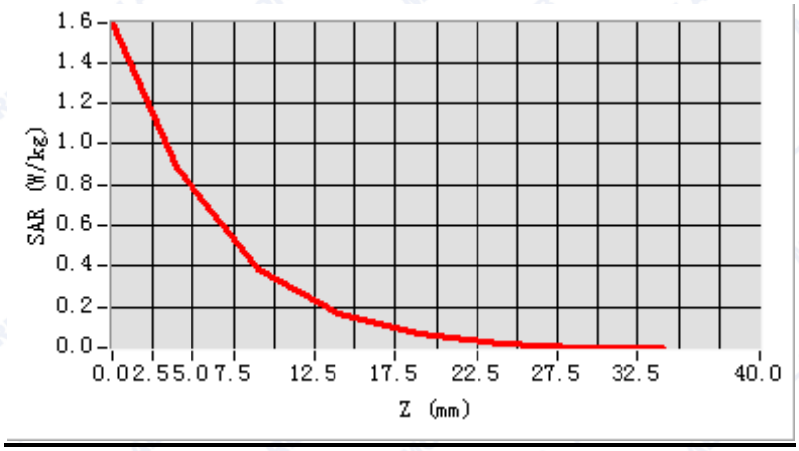

3D screen shot	Hot spot position
	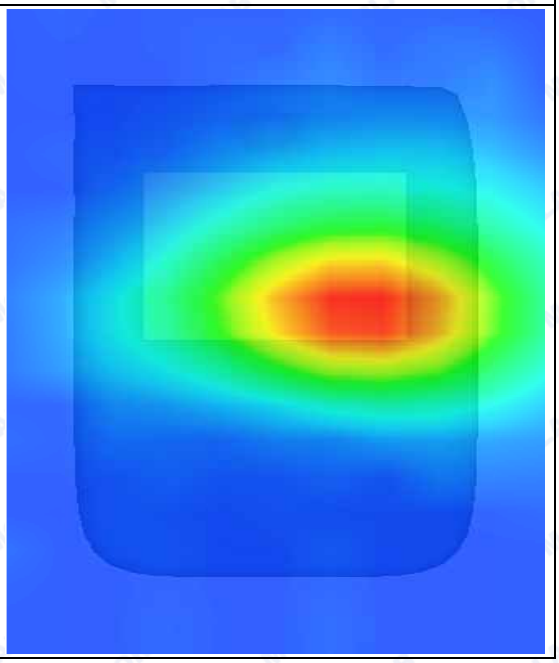

MEASUREMENT 106

Type: Phone measurement (Complete)

Area scan resolution: dx=8mm,dy=8mm

Zoom scan resolution: dx=5mm, dy=5mm, dz=5mm

Date of measurement: 2015.6.5

Measurement duration: 9 minutes 31 seconds

A. Experimental conditions.

Phantom File	surf_sam_plan.txt
Phantom	Flat Plane
Device Position	Body
Band	LTE Band7 (20MHz)
Channels	Middle
Signal	QPSK_100RB_RB offset 0

B. SAR Measurement Results

Middle Band SAR (Channel 21100):

Frequency (MHz)	2535.000000
Relative permittivity (real part)	52.519342
Conductivity (S/m)	1.935672
Power drift (%)	1.050000
Ambient Temperature:	22.4°C
Liquid Temperature:	21.9°C
ConvF:	4.96
Crest factor:	1:1

SURFACE SAR	VOLUME SAR
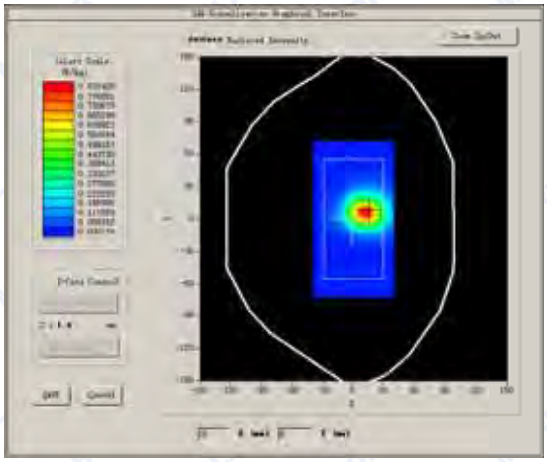	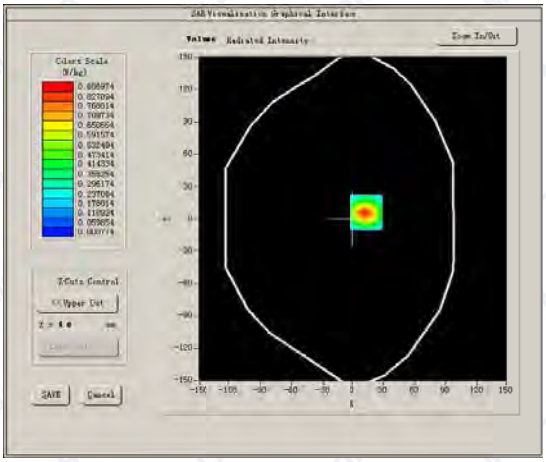

Maximum location: X=13.00, Y=6.00
SAR Peak: 1.81 W/kg

SAR 10g (W/Kg)	**0.487234**
SAR 1g (W/Kg)	**0.952091**

Z axis scan

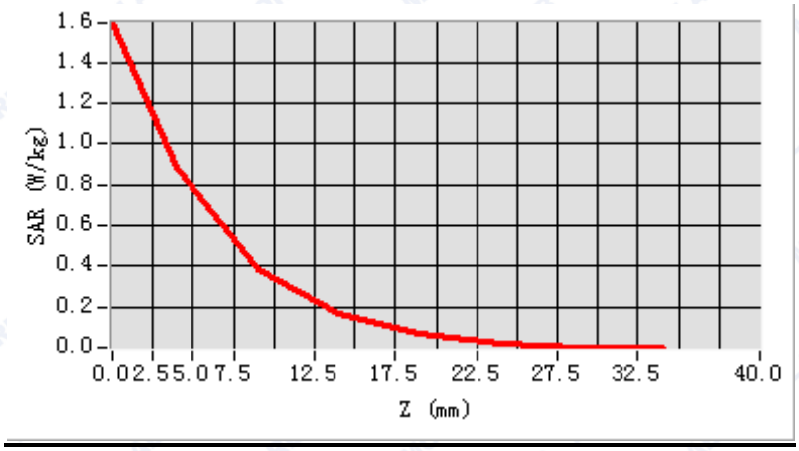

3D screen shot	Hot spot position
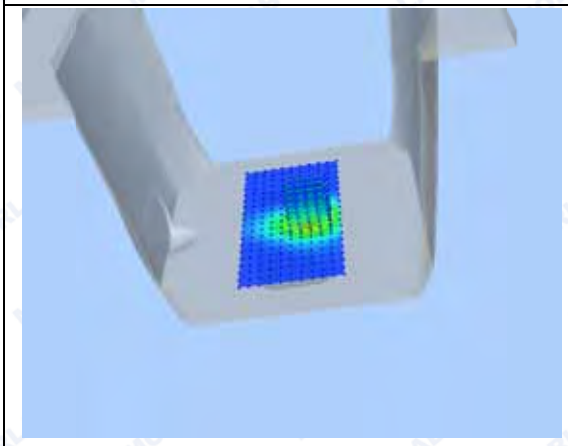	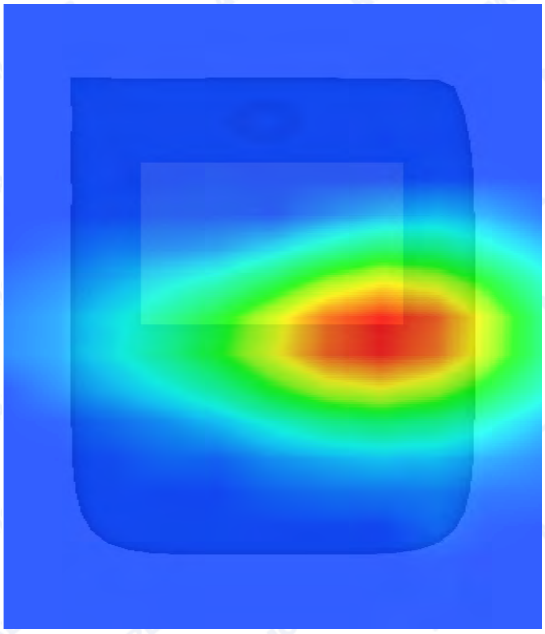

MEASUREMENT 107

Type: Phone measurement (Complete)

Area scan resolution: dx=8mm,dy=8mm

Zoom scan resolution: dx=5mm, dy=5mm, dz=5mm

Date of measurement: 2015.6.5

Measurement duration: 7 minutes 47 seconds

A. Experimental conditions.

Phantom File	surf_sam_plan.txt
Phantom	Right head
Device Position	Cheek
Band	802.11b
Channels	Low
Signal	DSSS

B. SAR Measurement Results

Low Band SAR (Channel 1)

Frequency (MHz)	2412.000000
Relative permittivity (real part)	39.114268
Conductivity (S/m)	1.793824
Power drift (%)	1.130000
Ambient Temperature:	22.9°C
Liquid Temperature:	22.1°C
ConvF:	4.80
Crest factor:	1:1

SURFACE SAR	VOLUME SAR
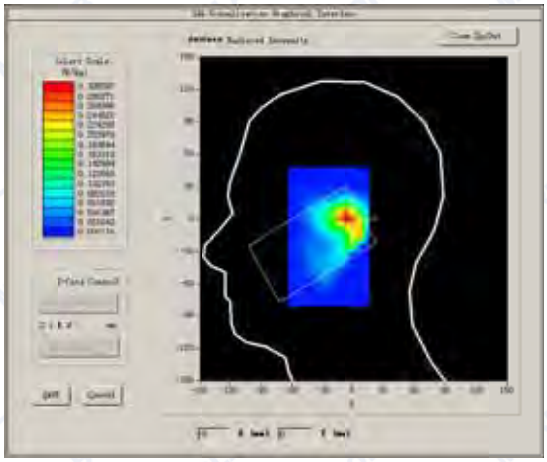	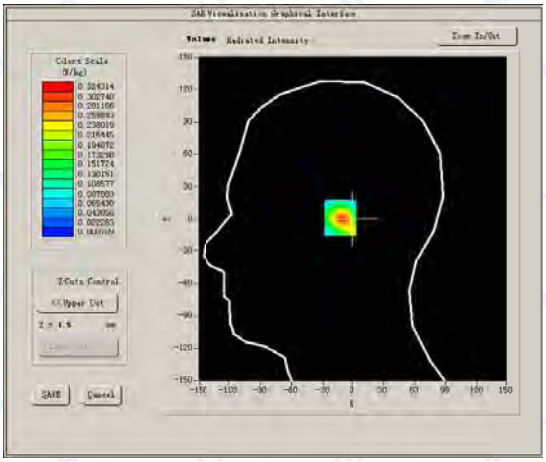

Maximum location: X=-7.00, Y=1.00
SAR Peak: 0.51 W/kg

SAR 10g (W/Kg)	**0.129424**
SAR 1g (W/Kg)	**0.290643**

Z axis scan

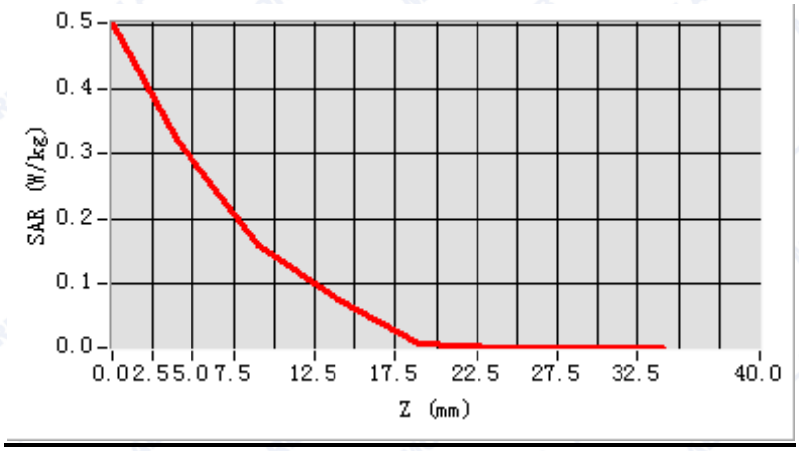

3D screen shot	Hot spot position
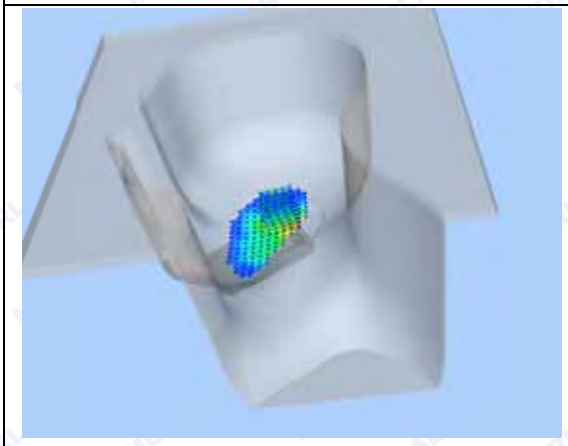	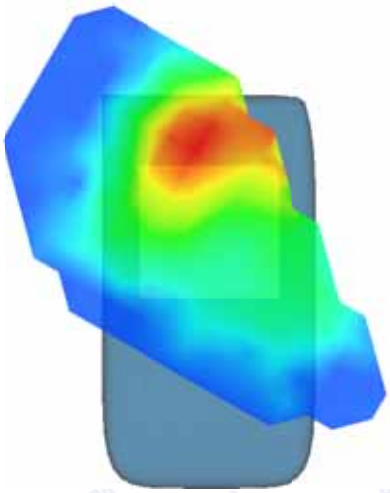

MEASUREMENT 108

Type: Phone measurement (Complete)

Area scan resolution: dx=8mm,dy=8mm

Zoom scan resolution: dx=5mm, dy=5mm, dz=5mm

Date of measurement: 2015.6.5

Measurement duration: 7 minutes 47 seconds

A. Experimental conditions.

Phantom File	surf_sam_plan.txt
Phantom	Right head
Device Position	Tilt
Band	802.11b
Channels	Low
Signal	DSSS

B. SAR Measurement Results

Low Band SAR (Channel 1)

Frequency (MHz)	2412.000000
Relative permittivity (real part)	39.114268
Conductivity (S/m)	1.793824
Power drift (%)	1.130000
Ambient Temperature:	22.9°C
Liquid Temperature:	22.1°C
ConvF:	4.80
Crest factor:	1:1

SURFACE SAR	VOLUME SAR
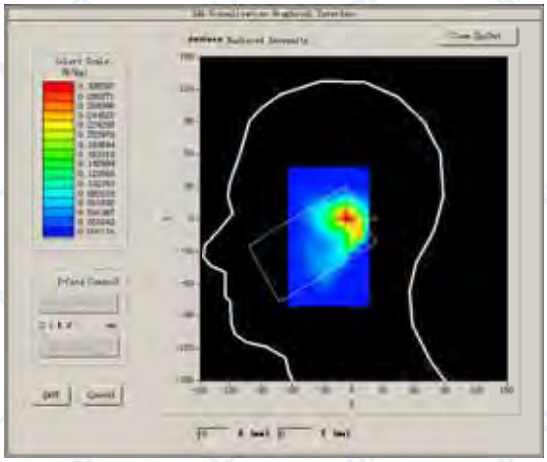	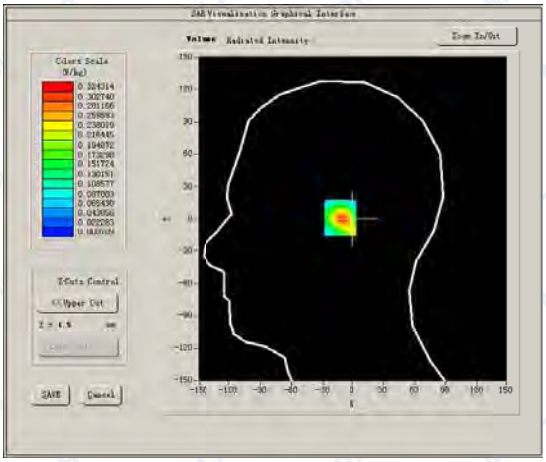

Maximum location: X=-7.00, Y=1.00
SAR Peak: 0.51 W/kg

SAR 10g (W/Kg)	**0.129424**
SAR 1g (W/Kg)	**0.290643**

Z axis scan

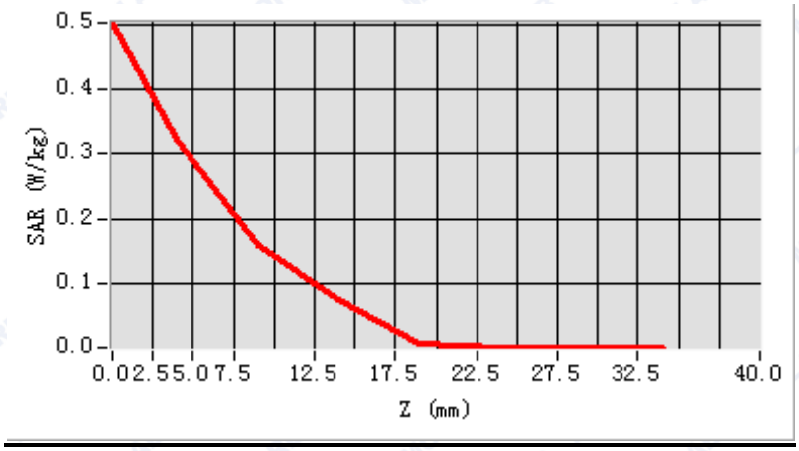

3D screen shot	Hot spot position
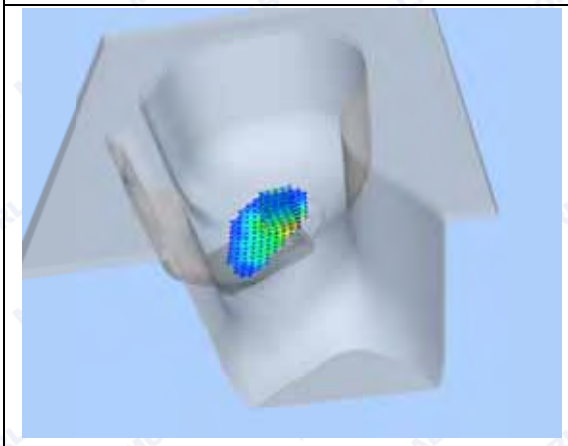	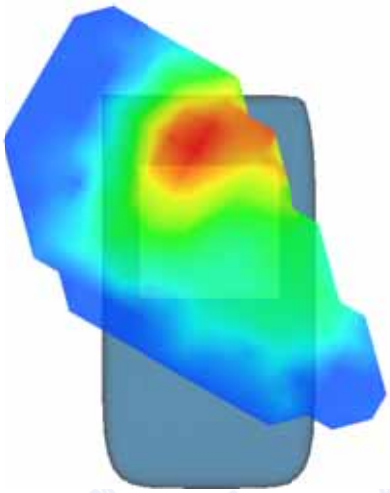

MEASUREMENT 109

Type: Phone measurement (Complete)

Area scan resolution: dx=8mm,dy=8mm

Zoom scan resolution: dx=5mm, dy=5mm, dz=5mm

Date of measurement: 2015.6.5

Measurement duration: 7 minutes 51 seconds

A. Experimental conditions.

Phantom File	surf_sam_plan.txt
Phantom	Left head
Device Position	Cheek
Band	802.11b
Channels	Low
Signal	DSSS

B. SAR Measurement Results

Low Band SAR (Channel 1)

Frequency (MHz)	2412.000000
Relative permittivity (real part)	39.114268
Conductivity (S/m)	1.793824
Power drift (%)	-0.960000
Ambient Temperature:	22.9°C
Liquid Temperature:	22.1°C
ConvF:	4.80
Crest factor:	1:1

SURFACE SAR	VOLUME SAR
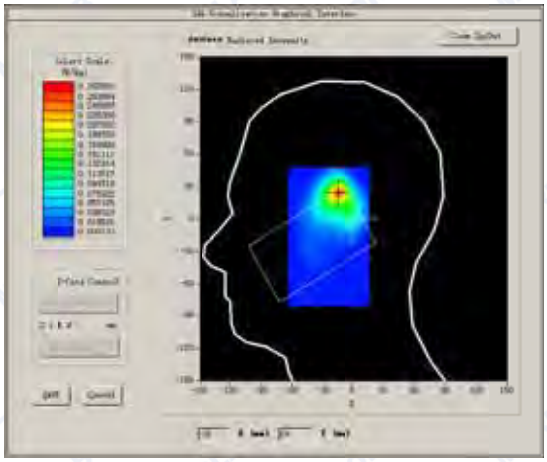	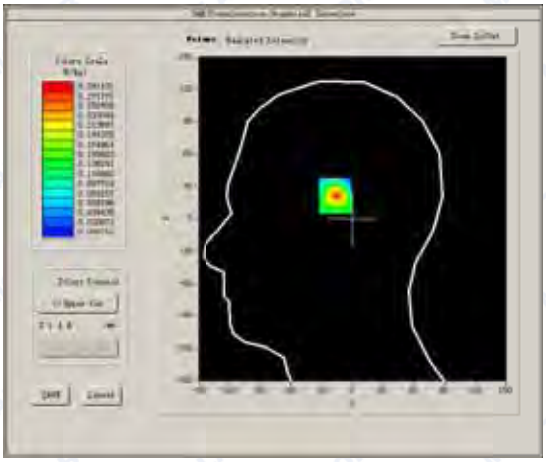

Maximum location: X=-15.00, Y=24.00
SAR Peak: 0.54 W/kg

SAR 10g (W/Kg)	**0.104387**
SAR 1g (W/Kg)	**0.265061**

Z axis scan

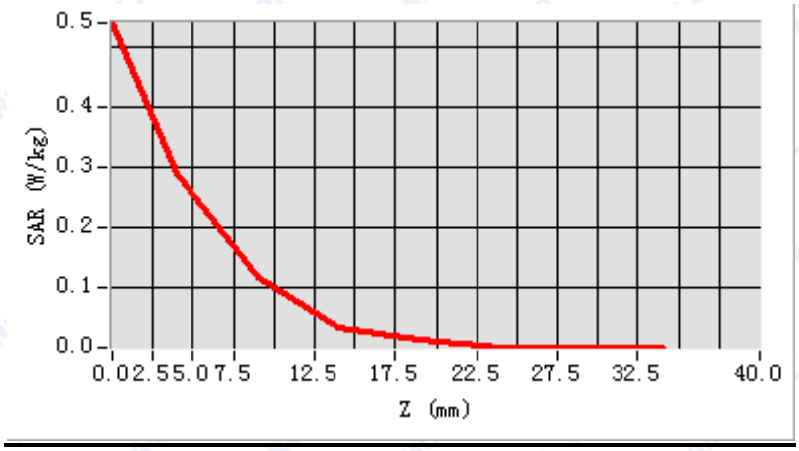

3D screen shot	Hot spot position
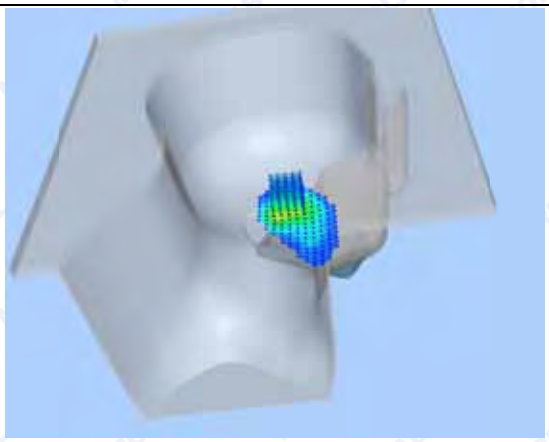	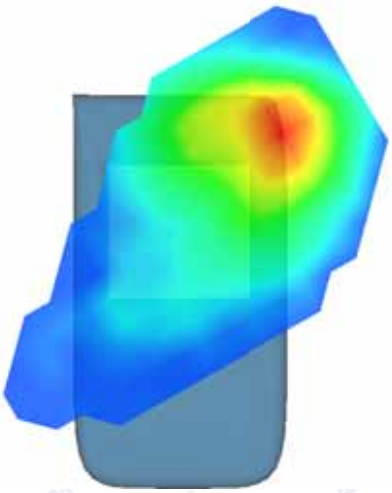

MEASUREMENT 110

Type: Phone measurement (Complete)

Area scan resolution: dx=8mm,dy=8mm

Zoom scan resolution: dx=5mm, dy=5mm, dz=5mm

Date of measurement: 2015.6.5

Measurement duration: 7 minutes 51 seconds

A. Experimental conditions.

Phantom File	surf_sam_plan.txt
Phantom	Left head
Device Position	Tilt
Band	802.11b
Channels	Middle
Signal	DSSS

B. SAR Measurement Results

Low Band SAR (Channel 1)

Frequency (MHz)	2412.000000
Relative permittivity (real part)	39.114268
Conductivity (S/m)	1.793824
Power drift (%)	-1.630000
Ambient Temperature:	22.9°C
Liquid Temperature:	22.1°C
ConvF:	4.80
Crest factor:	1:1

SURFACE SAR	VOLUME SAR
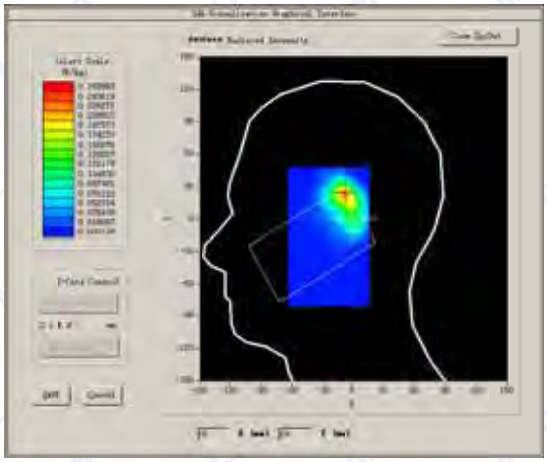	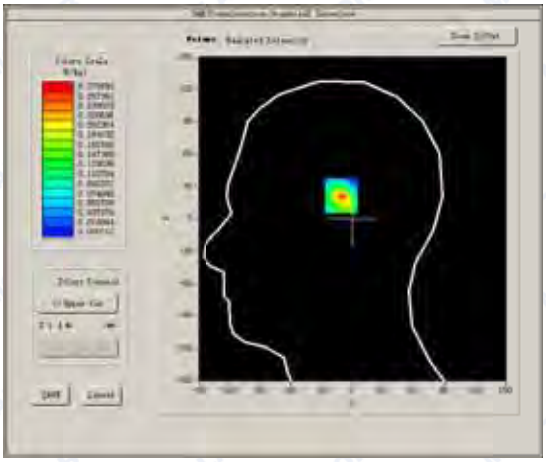

Maximum location: X=-8.00, Y=24.00
SAR Peak: 0.55 W/kg

SAR 10g (W/Kg)	**0.094249**
SAR 1g (W/Kg)	**0.247144**

Z axis scan

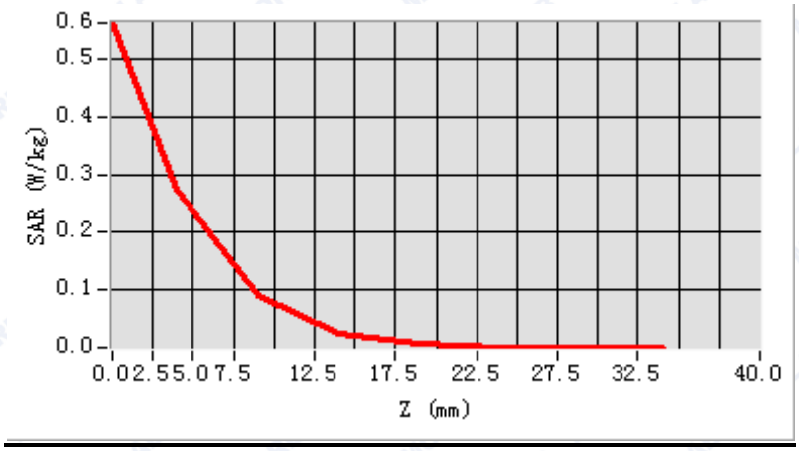

3D screen shot	Hot spot position
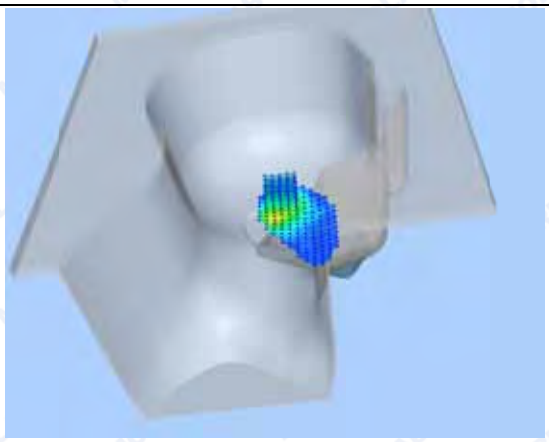	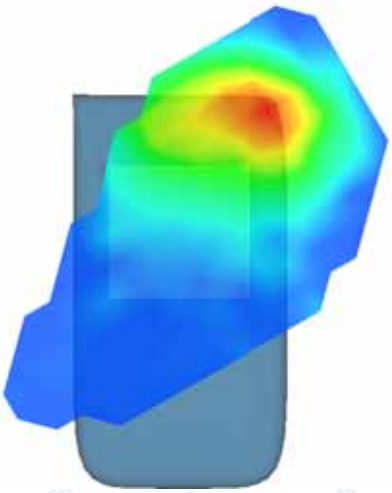

MEASUREMENT 111

Type: Phone measurement (Complete)

Area scan resolution: dx=8mm,dy=8mm

Zoom scan resolution: dx=5mm, dy=5mm, dz=5mm

Date of measurement: 2015.6.5

Measurement duration: 9 minutes 37 seconds

A. Experimental conditions.

Phantom File	surf_sam_plan.txt
Phantom	Validation plane
Device Position	Body
Band	802.11b
Channels	Middle
Signal	DSSS

B. SAR Measurement Results

Low Band SAR (Channel 1)

Frequency (MHz)	2412.000000
Relative permittivity (real part)	52.519342
Conductivity (S/m)	1.935672
Power drift (%)	-3.420000
Ambient Temperature:	22.9°C
Liquid Temperature:	22.1°C
ConvF:	4.96
Crest factor:	1:1

SURFACE SAR	VOLUME SAR
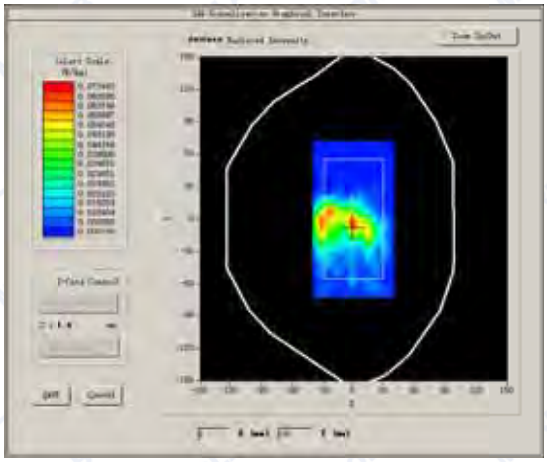	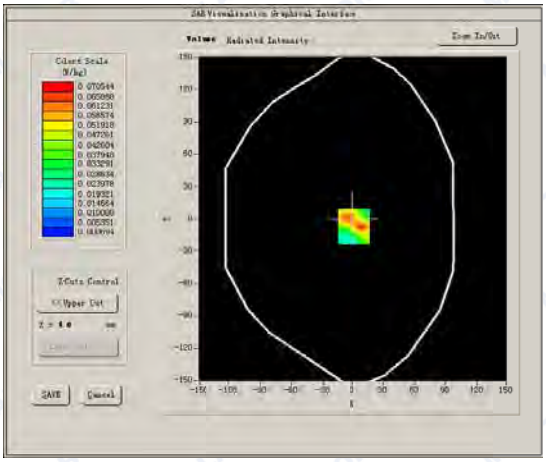

Maximum location: X=1.00, Y=-7.00
SAR Peak: 0.17 W/kg

SAR 10g (W/Kg)	**0.028775**
SAR 1g (W/Kg)	**0.072406**

Z axis scan

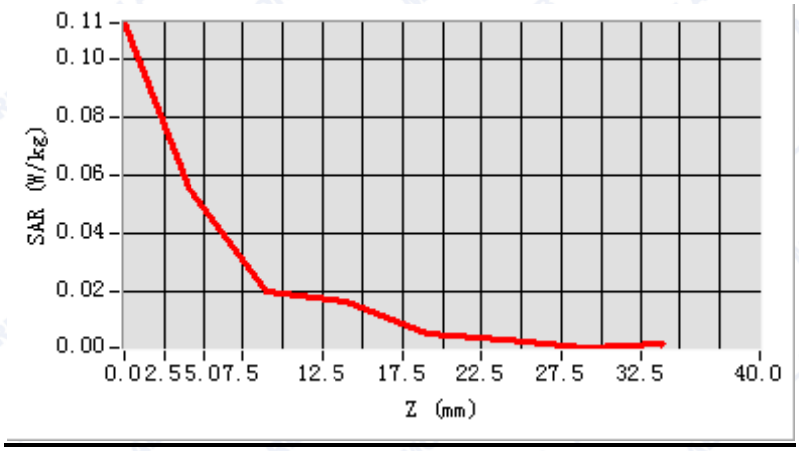

3D screen shot	Hot spot position
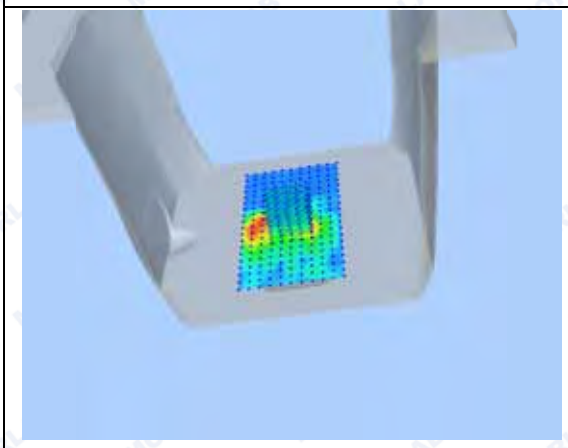	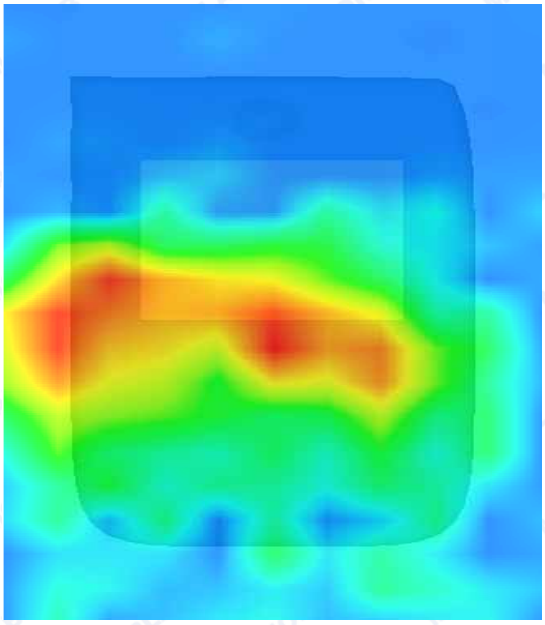

MEASUREMENT 112

Type: Phone measurement (Complete)

Area scan resolution: dx=8mm,dy=8mm

Zoom scan resolution: dx=5mm, dy=5mm, dz=5mm

Date of measurement: 2015.6.5

Measurement duration: 9 minutes 29 seconds

A. Experimental conditions.

Phantom File	surf_sam_plan.txt
Phantom	Validation plane
Device Position	Body
Band	802.11b
Channels	Middle
Signal	DSSS

B. SAR Measurement Results

Low Band SAR (Channel 1)

Frequency (MHz)	2412.000000
Relative permittivity (real part)	52.519342
Conductivity (S/m)	1.935672
Power drift (%)	-2.360000
Ambient Temperature:	22.9°C
Liquid Temperature:	22.1°C
ConvF:	4.96
Crest factor:	1:1

SURFACE SAR	VOLUME SAR
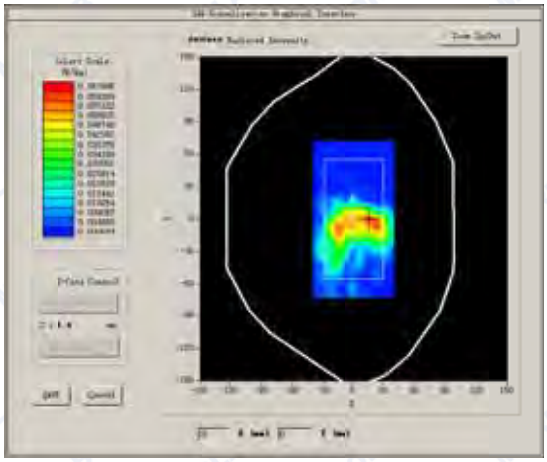	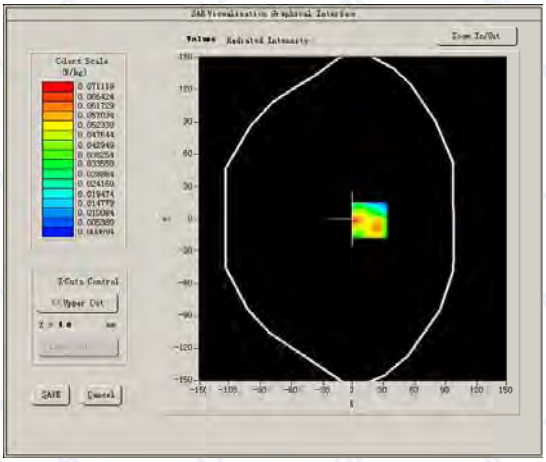

Maximum location: X=17.00, Y=-1.00
SAR Peak: 0.18 W/kg

SAR 10g (W/Kg)	**0.027462**
SAR 1g (W/Kg)	**0.067872**

Z axis scan

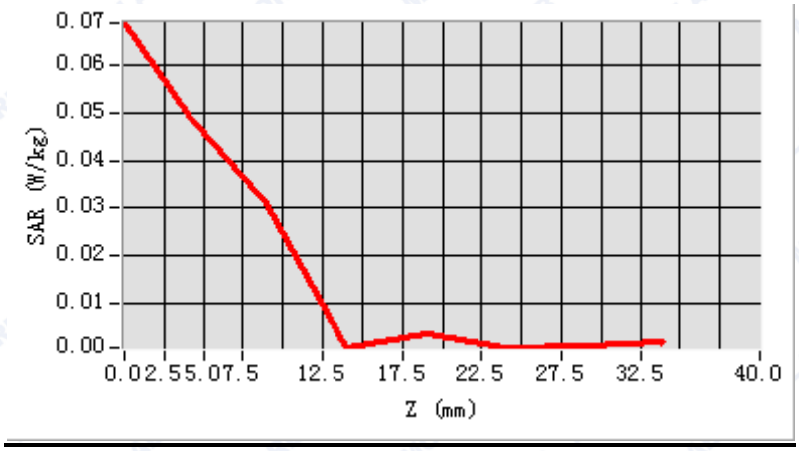

3D screen shot	Hot spot position
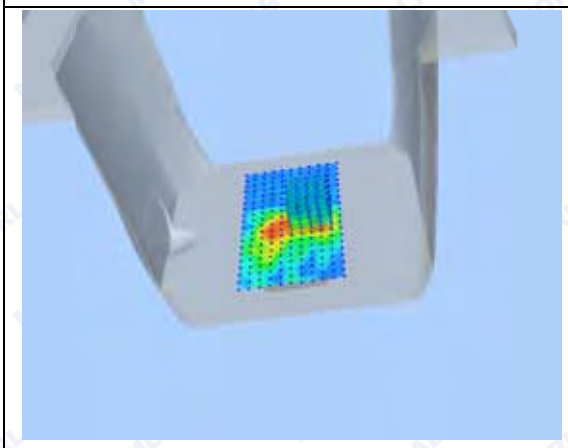	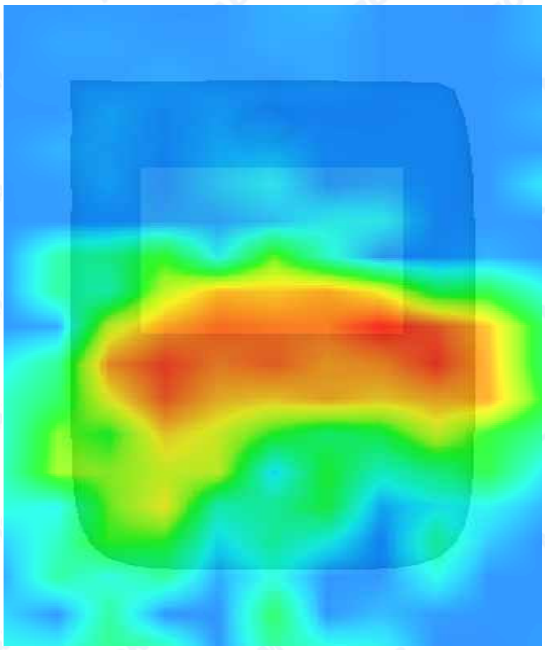

MEASUREMENT 113

Type: Phone measurement (Complete)

Area scan resolution: dx=8mm,dy=8mm

Zoom scan resolution: dx=5mm, dy=5mm, dz=5mm

Date of measurement: 2015.6.5

Measurement duration: 9 minutes 31 seconds

A. Experimental conditions.

Phantom File	surf_sam_plan.txt
Phantom	Validation plane
Device Position	Body
Band	802.11b
Channels	Middle
Signal	DSSS

B. SAR Measurement Results

Low Band SAR (Channel 1)

Frequency (MHz)	2412.000000
Relative permittivity (real part)	52.519342
Conductivity (S/m)	1.935672
Power drift (%)	-2.740000
Ambient Temperature:	22.9°C
Liquid Temperature:	22.1°C
ConvF:	4.96
Crest factor:	1:1

SURFACE SAR	VOLUME SAR
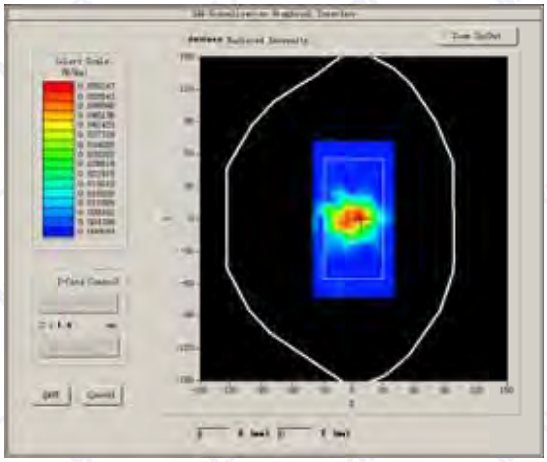	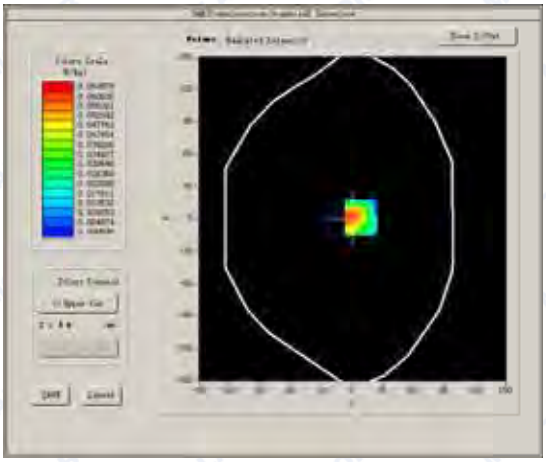

Maximum location: X=8.00, Y=1.00
SAR Peak: 0.14 W/kg

SAR 10g (W/Kg)	**0.027933**
SAR 1g (W/Kg)	**0.067041**

Z axis scan

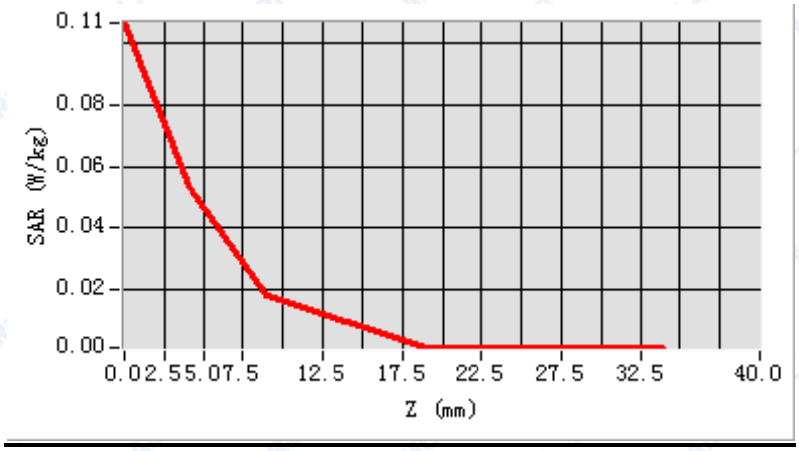

3D screen shot	Hot spot position
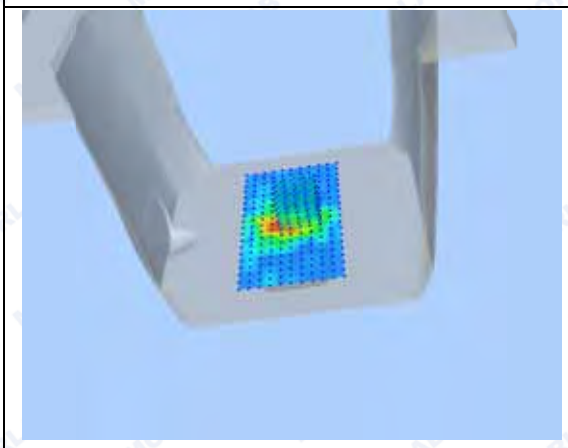	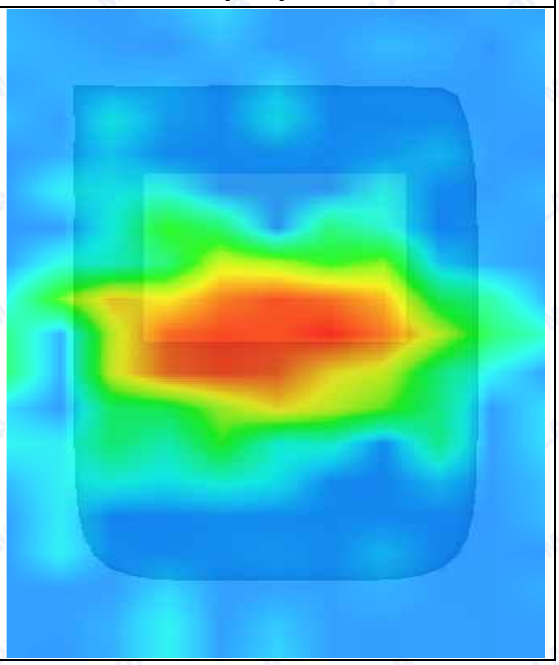

MEASUREMENT 114

Type: Phone measurement (Complete)

Area scan resolution: dx=8mm,dy=8mm

Zoom scan resolution: dx=5mm, dy=5mm, dz=5mm

Date of measurement: 2015.6.5

Measurement duration: 9 minutes 31 seconds

A. Experimental conditions.

Phantom File	surf_sam_plan.txt
Phantom	Validation plane
Device Position	Body
Band	802.11b
Channels	Low
Signal	DSSS

B. SAR Measurement Results

Low Band SAR (Channel 1)

Frequency (MHz)	2412.000000
Relative permittivity (real part)	52.519342
Conductivity (S/m)	1.935672
Power drift (%)	3.340000
Ambient Temperature:	22.9°C
Liquid Temperature:	22.1°C
ConvF:	4.96
Crest factor:	1:1

SURFACE SAR	VOLUME SAR
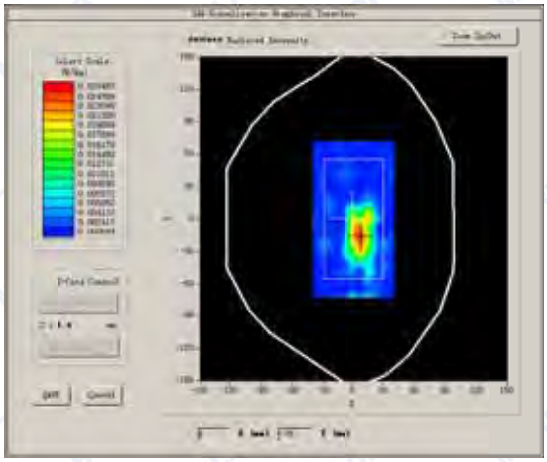	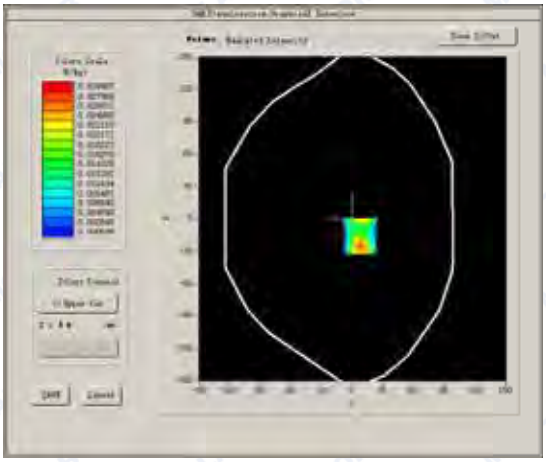

Maximum location: X=7.00, Y=-16.00
SAR Peak: 0.07 W/kg

SAR 10g (W/Kg)	**0.010125**
SAR 1g (W/Kg)	**0.029191**

Z axis scan

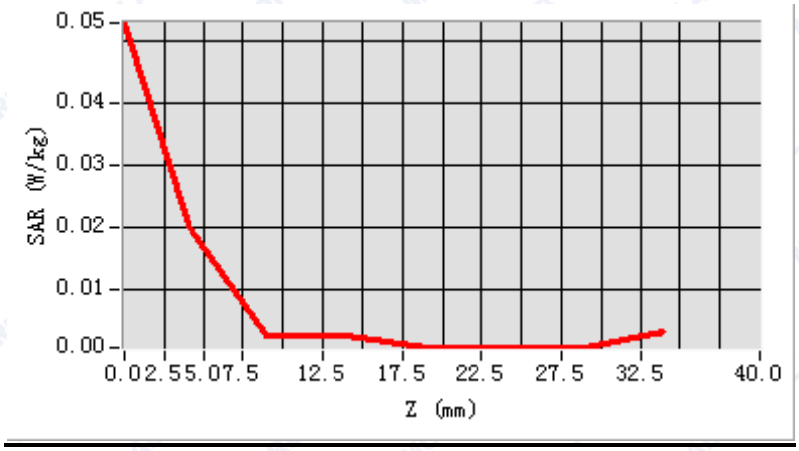

3D screen shot	Hot spot position
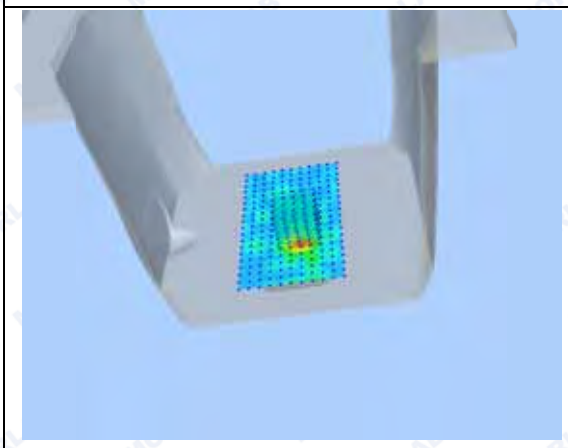	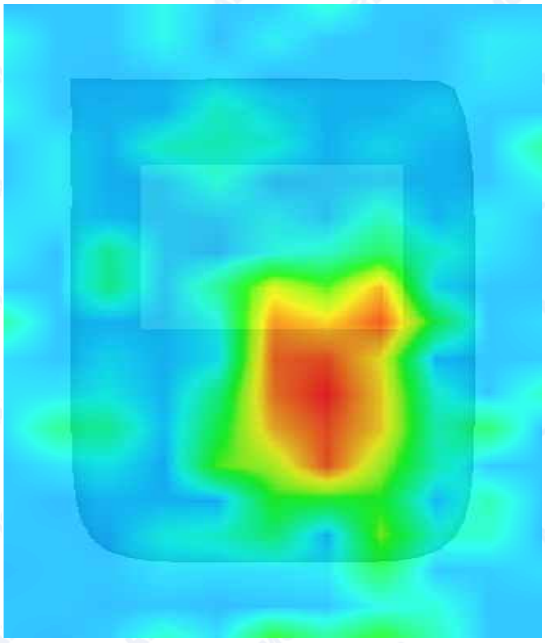

MEASUREMENT 115

Type: Phone measurement (Complete)

Area scan resolution: dx=8mm,dy=8mm

Zoom scan resolution: dx=5mm, dy=5mm, dz=5mm

Date of measurement: 2015.6.5

Measurement duration: 7 minutes 50 seconds

A. Experimental conditions.

Phantom File	surf_sam_plan.txt
Phantom	Right head
Device Position	Cheek
Band	Bluetooth
Channels	Middle
Signal	GFSK

B. SAR Measurement Results

Middle Band SAR (Channel 39)

Frequency (MHz)	2441.000000
Relative permittivity (real part)	39.281502
Conductivity (S/m)	1.782044
Power drift (%)	0.080000
Ambient Temperature:	22.3°C
Liquid Temperature:	21.5°C
ConvF:	4.80
Crest factor:	1:1

SURFACE SAR	VOLUME SAR
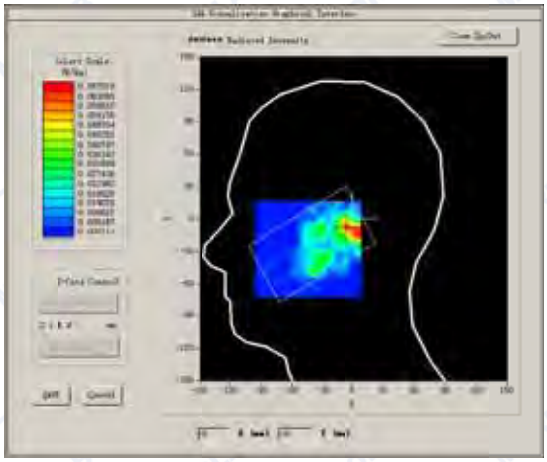	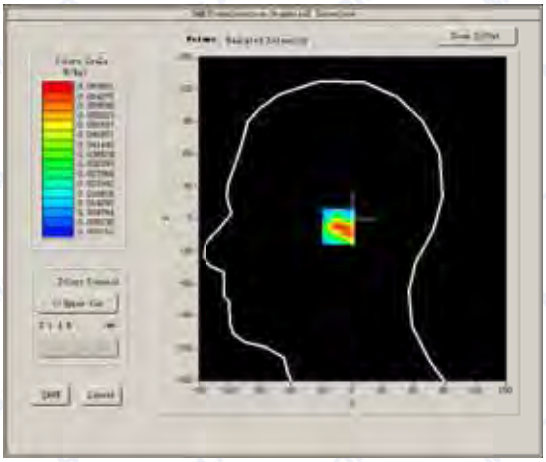

Maximum location: X=-7.00, Y=-7.00
SAR Peak: 0.19 W/kg

SAR 10g (W/Kg)	**0.025332**
SAR 1g (W/Kg)	**0.072823**

Z axis scan

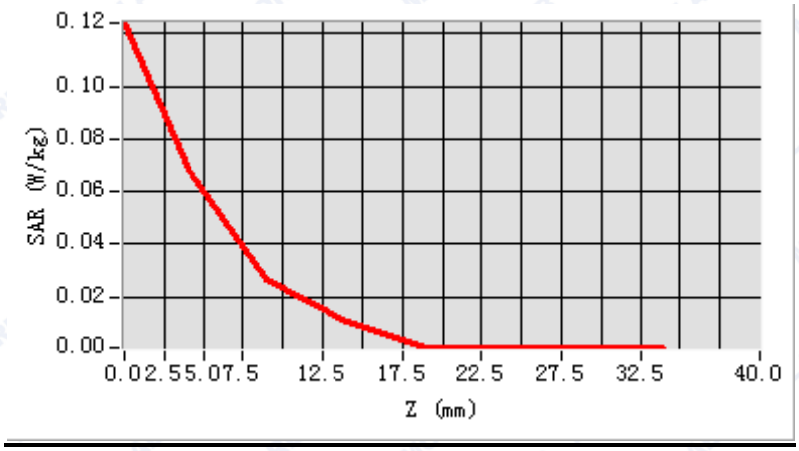

3D screen shot	Hot spot position
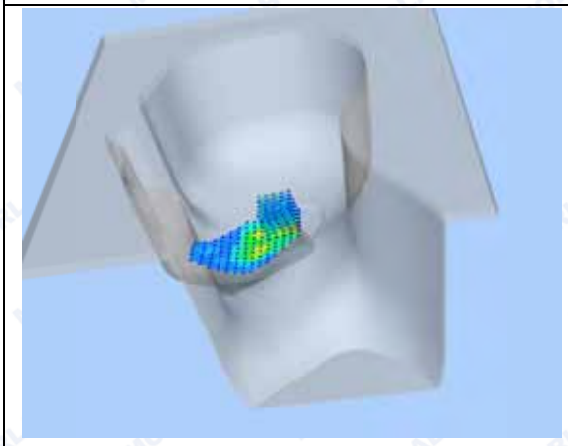	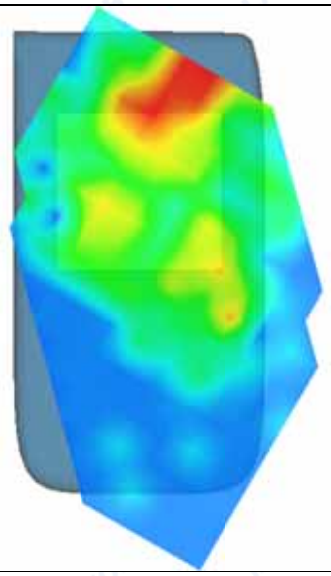

MEASUREMENT 116

Type: Phone measurement (Complete)

Area scan resolution: dx=8mm,dy=8mm

Zoom scan resolution: dx=5mm, dy=5mm, dz=5mm

Date of measurement: 2015.6.5

Measurement duration: 7 minutes 52 seconds

A. Experimental conditions.

Phantom File	surf_sam_plan.txt
Phantom	Right head
Device Position	Tilt
Band	Bluetooth
Channels	Middle
Signal	GFSK

B. SAR Measurement Results

Middle Band SAR (Channel 39)

Frequency (MHz)	2441.000000
Relative permittivity (real part)	39.281502
Conductivity (S/m)	1.782044
Power drift (%)	-1.870000
Ambient Temperature:	22.3°C
Liquid Temperature:	21.5°C
ConvF:	4.80
Crest factor:	1:1

SURFACE SAR	VOLUME SAR
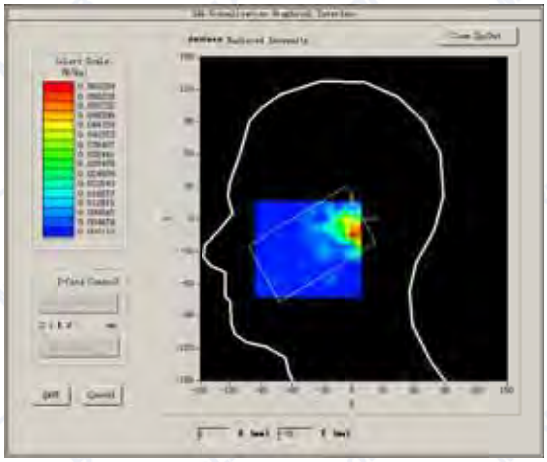	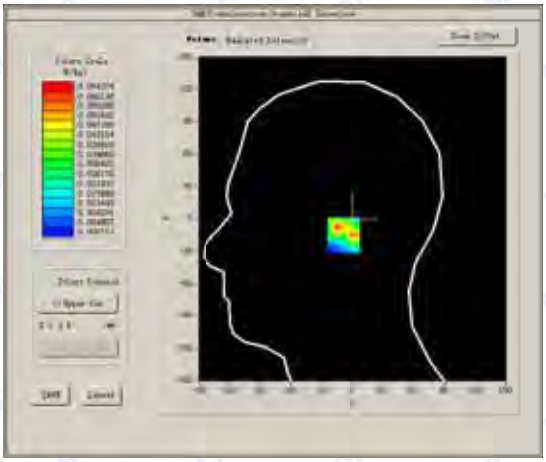

Maximum location: X=0.00, Y=-15.00
SAR Peak: 0.16 W/kg

SAR 10g (W/Kg)	**0.019930**
SAR 1g (W/Kg)	**0.060555**

Z axis scan

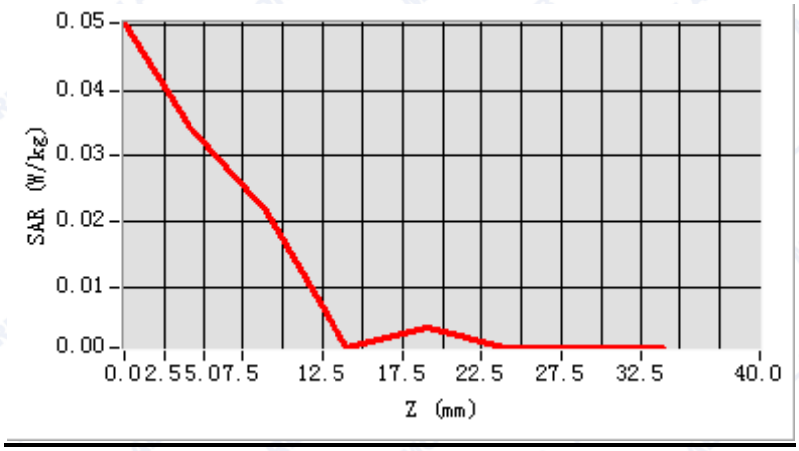

3D screen shot	Hot spot position
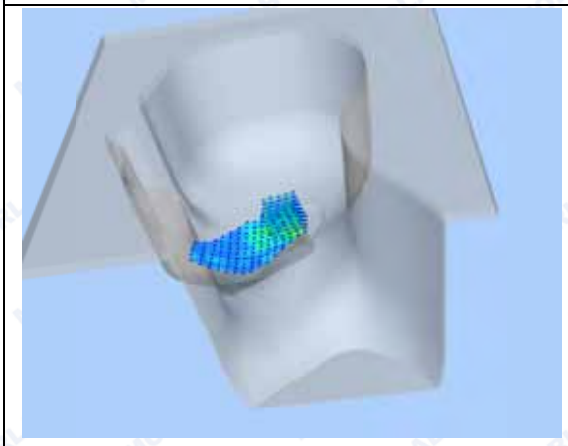	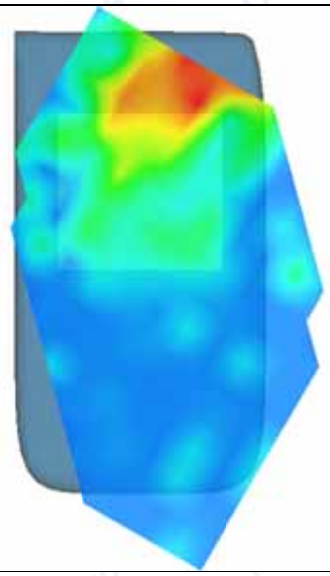

MEASUREMENT 117

Type: Phone measurement (Complete)

Area scan resolution: dx=8mm,dy=8mm

Zoom scan resolution: dx=5mm, dy=5mm, dz=5mm

Date of measurement: 2015.6.5

Measurement duration: 7 minutes 38 seconds

A. Experimental conditions.

Phantom File	surf_sam_plan.txt
Phantom	Left head
Device Position	Cheek
Band	Bluetooth
Channels	Middle
Signal	GFSK

B. SAR Measurement Results

Middle Band SAR (Channel 39)

Frequency (MHz)	2441.000000
Relative permittivity (real part)	39.281502
Conductivity (S/m)	1.782044
Power drift (%)	-0.310000
Ambient Temperature:	22.3°C
Liquid Temperature:	21.5°C
ConvF:	4.80
Crest factor:	1:1

SURFACE SAR	VOLUME SAR
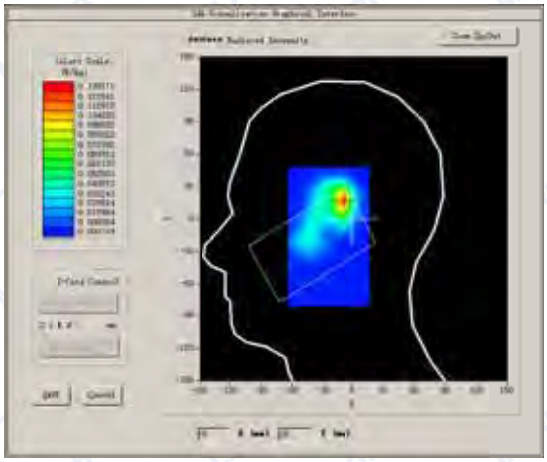	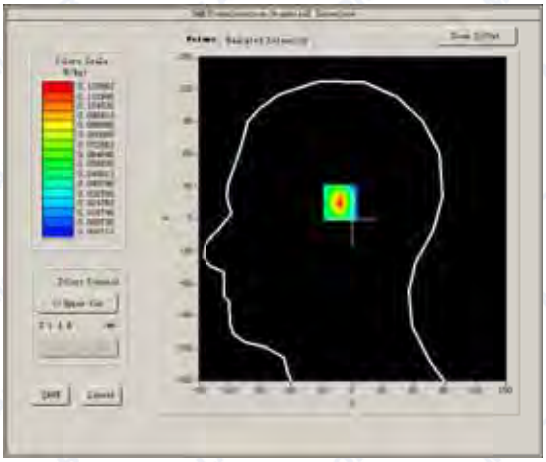

Maximum location: X=-9.00, Y=16.00
SAR Peak: 0.24 W/kg

SAR 10g (W/Kg)	**0.040297**
SAR 1g (W/Kg)	**0.110604**

Z axis scan

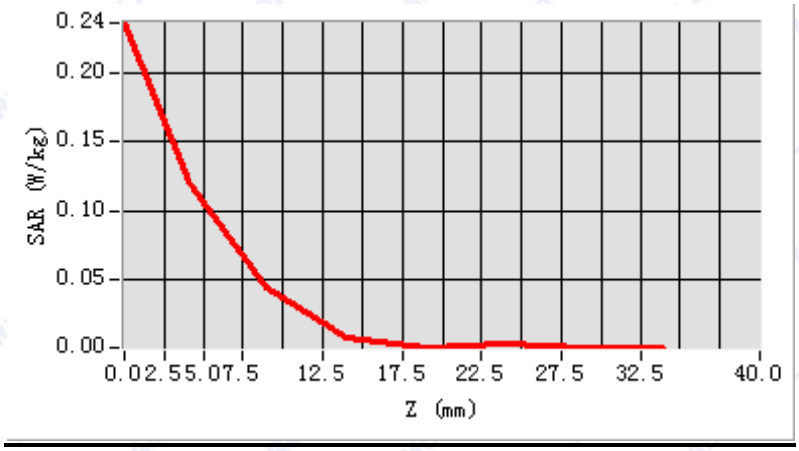

3D screen shot	Hot spot position
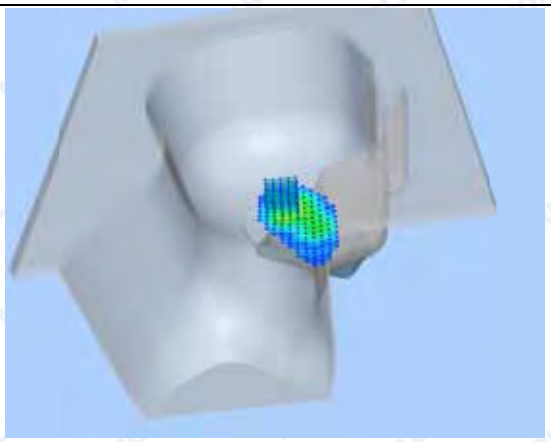	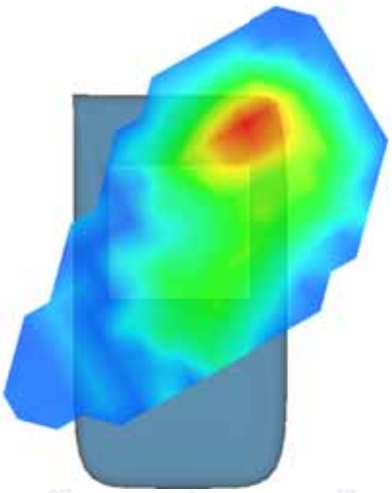

MEASUREMENT 118

Type: Phone measurement (Complete)

Area scan resolution: dx=8mm,dy=8mm

Zoom scan resolution: dx=5mm, dy=5mm, dz=5mm

Date of measurement: 2015.6.5

Measurement duration: 7 minutes 33 seconds

A. Experimental conditions.

Phantom File	surf_sam_plan.txt
Phantom	Left head
Device Position	Tilt
Band	Bluetooth
Channels	Middle
Signal	GFSK

B. SAR Measurement Results

Middle Band SAR (Channel 39)

Frequency (MHz)	2441.000000
Relative permittivity (real part)	39.281502
Conductivity (S/m)	1.782044
Power drift (%)	3.860000
Ambient Temperature:	22.3°C
Liquid Temperature:	21.5°C
ConvF:	4.80
Crest factor:	1:1

SURFACE SAR	VOLUME SAR
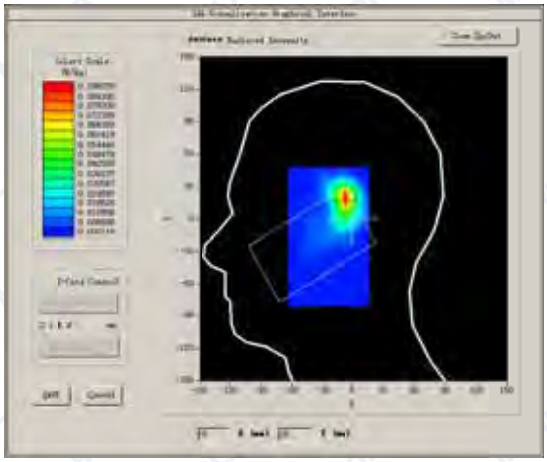	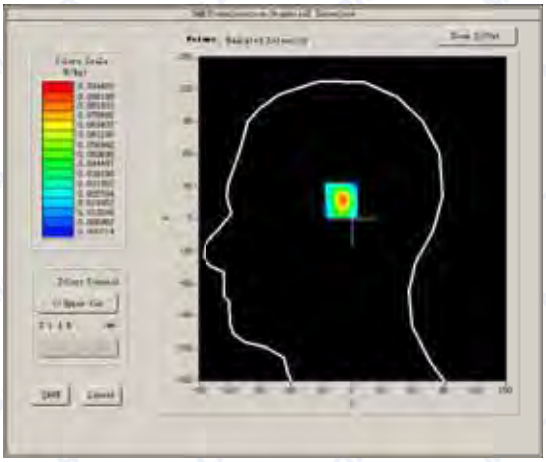

Maximum location: X=-8.00, Y=19.00
SAR Peak: 0.19 W/kg

SAR 10g (W/Kg)	**0.031055**
SAR 1g (W/Kg)	**0.087566**

Z axis scan

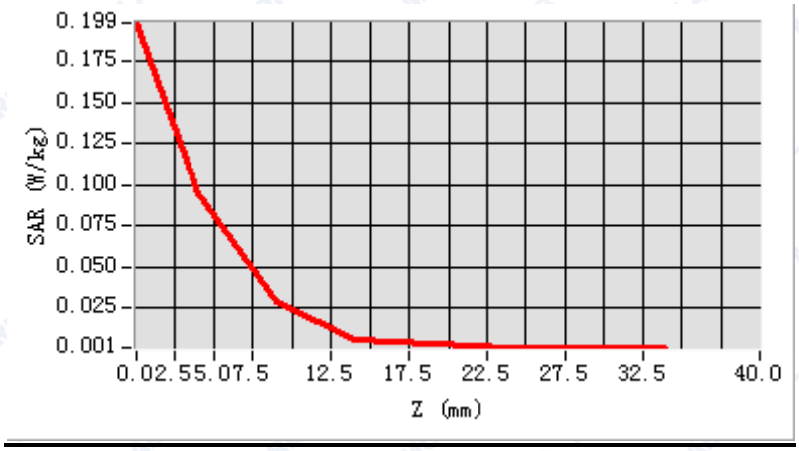

3D screen shot	Hot spot position
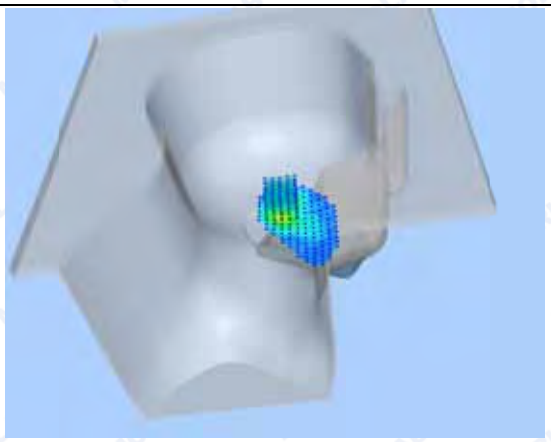	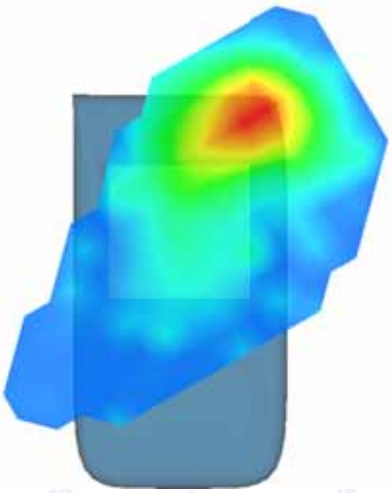

MEASUREMENT 119

Type: Phone measurement (Complete)

Area scan resolution: dx=8mm,dy=8mm

Zoom scan resolution: dx=5mm, dy=5mm, dz=5mm

Date of measurement: 2015.6.5

Measurement duration: 9 minutes 37 seconds

A. Experimental conditions.

Phantom File	surf_sam_plan.txt
Phantom	Validation plane
Device Position	Body
Band	Bluetooth
Channels	Middle
Signal	GFSK

B. SAR Measurement Results

Middle Band SAR (Channel 39)

Frequency (MHz)	2441.000000
Relative permittivity (real part)	52.519342
Conductivity (S/m)	1.935672
Power drift (%)	-3.420000
Ambient Temperature:	22.9°C
Liquid Temperature:	22.1°C
ConvF:	4.96
Crest factor:	1:1

SURFACE SAR	VOLUME SAR
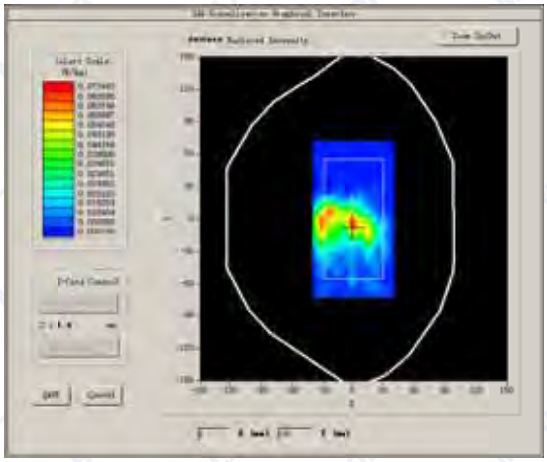	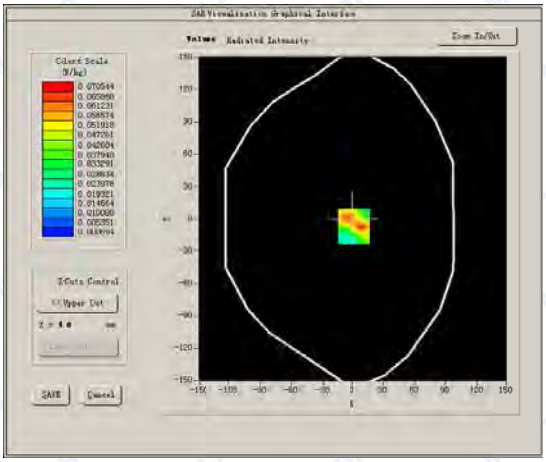

Maximum location: X=1.00, Y=-7.00
SAR Peak: 0.11 W/kg

SAR 10g (W/Kg)	**0.005775**
SAR 1g (W/Kg)	**0.018406**

Z axis scan

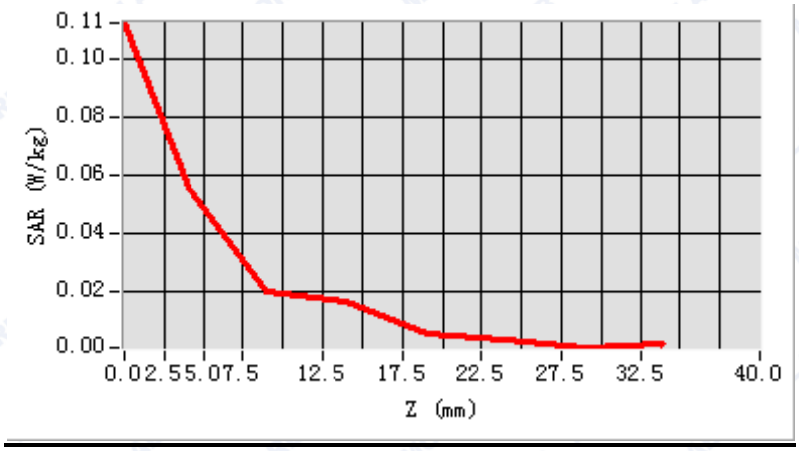

3D screen shot	Hot spot position
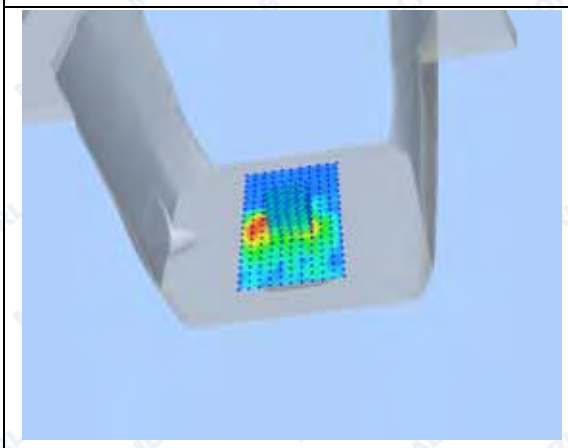	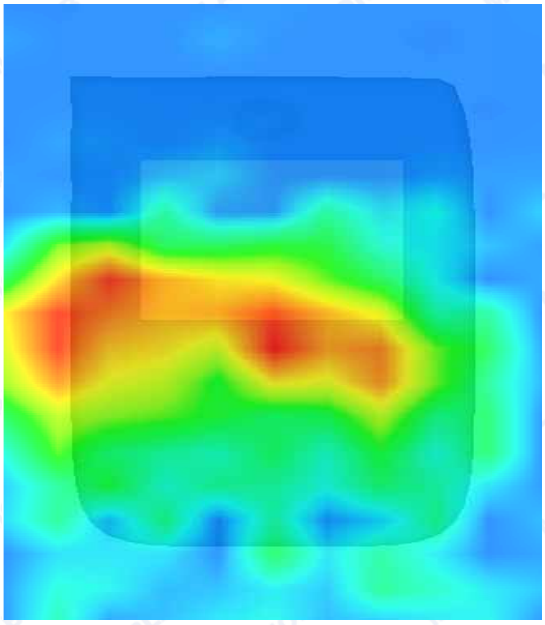

MEASUREMENT 120

Type: Phone measurement (Complete)

Area scan resolution: dx=8mm,dy=8mm

Zoom scan resolution: dx=5mm, dy=5mm, dz=5mm

Date of measurement: 2015.6.5

Measurement duration: 9 minutes 29 seconds

A. Experimental conditions.

Phantom File	surf_sam_plan.txt
Phantom	Validation plane
Device Position	Body
Band	Bluetooth
Channels	Middle
Signal	GFSK

B. SAR Measurement Results

Middle Band SAR (Channel 39)

Frequency (MHz)	2441.000000
Relative permittivity (real part)	52.519342
Conductivity (S/m)	1.935672
Power drift (%)	-2.360000
Ambient Temperature:	22.9°C
Liquid Temperature:	22.1°C
ConvF:	4.96
Crest factor:	1:1

SURFACE SAR	VOLUME SAR
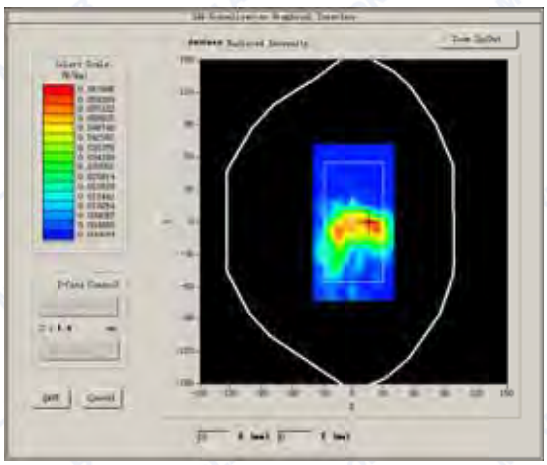	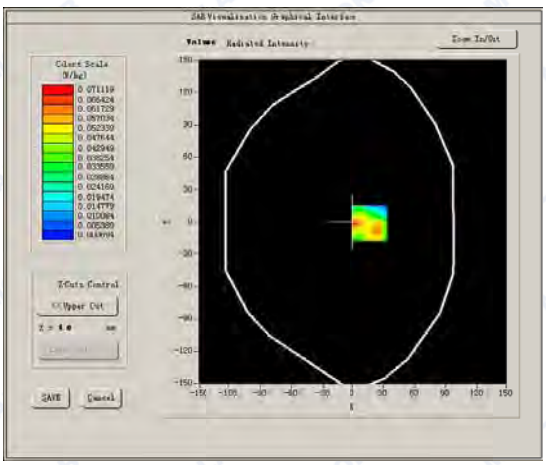

Maximum location: X=17.00, Y=-1.00
SAR Peak: 0.15 W/kg

SAR 10g (W/Kg)	**0.027462**
SAR 1g (W/Kg)	**0.007785**

Z axis scan

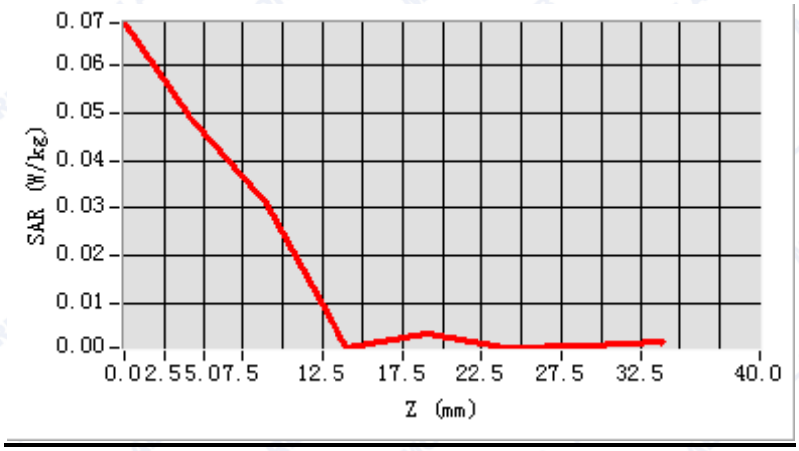

3D screen shot	Hot spot position
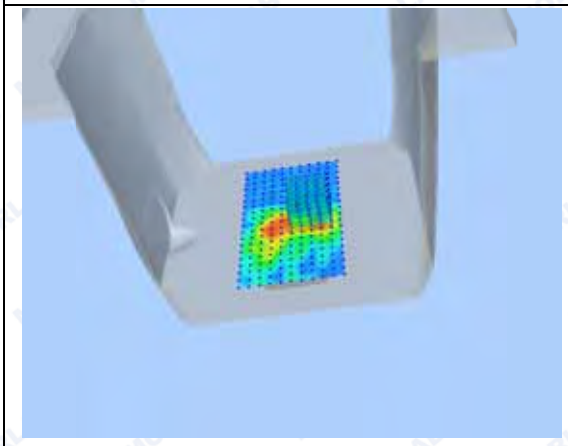	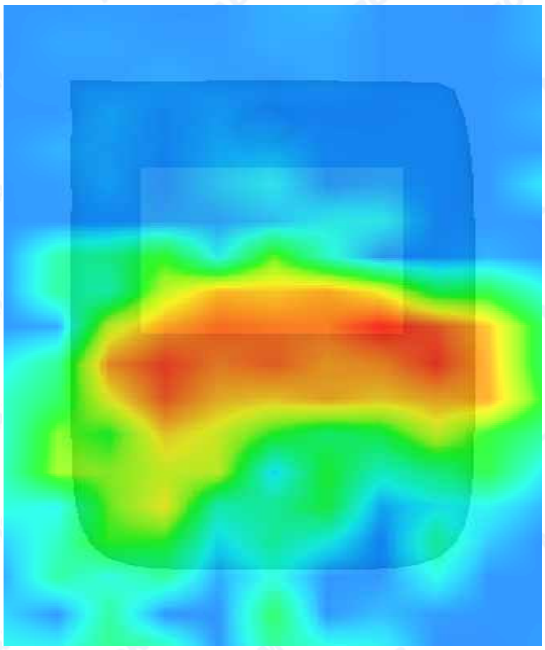

MEASUREMENT 121

Type: Phone measurement (Complete)

Area scan resolution: dx=8mm,dy=8mm

Zoom scan resolution: dx=5mm, dy=5mm, dz=5mm

Date of measurement: 2015.6.5

Measurement duration: 9 minutes 31 seconds

A. Experimental conditions.

Phantom File	surf_sam_plan.txt
Phantom	Validation plane
Device Position	Body
Band	Bluetooth
Channels	Middle
Signal	GFSK

B. SAR Measurement Results

Middle Band SAR (Channel 39)

Frequency (MHz)	2441.000000
Relative permittivity (real part)	52.519342
Conductivity (S/m)	1.935672
Power drift (%)	-1.040000
Ambient Temperature:	22.9°C
Liquid Temperature:	22.1°C
ConvF:	4.96
Crest factor:	1:1

SURFACE SAR	VOLUME SAR
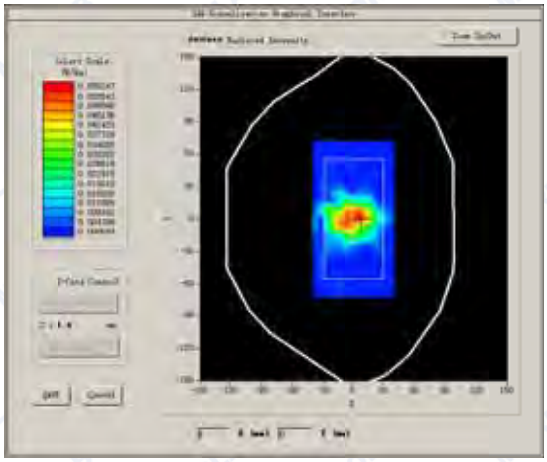	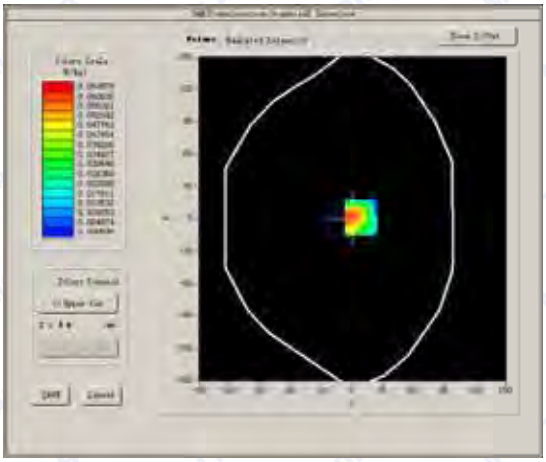

Maximum location: X=8.00, Y=1.00
SAR Peak: 0.13 W/kg

SAR 10g (W/Kg)	**0.018542**
SAR 1g (W/Kg)	**0.007041**

Z axis scan

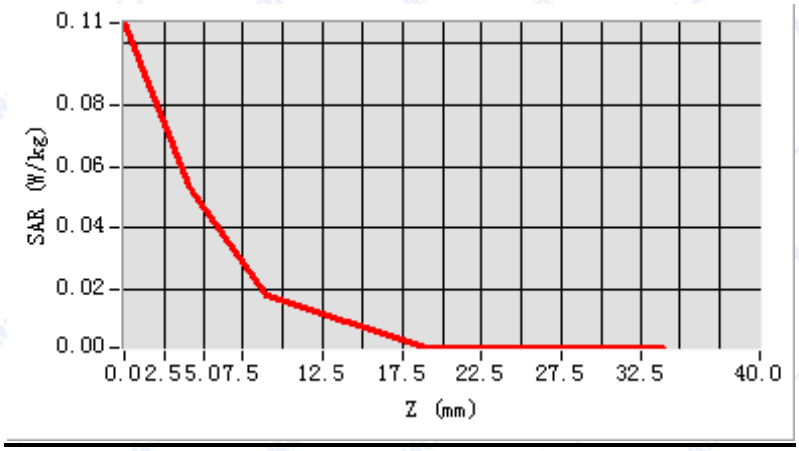

3D screen shot	Hot spot position
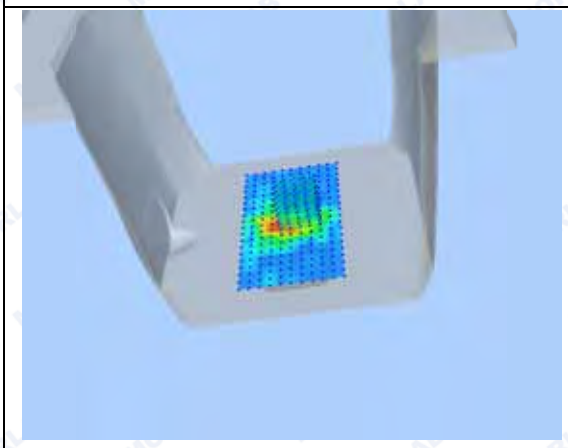	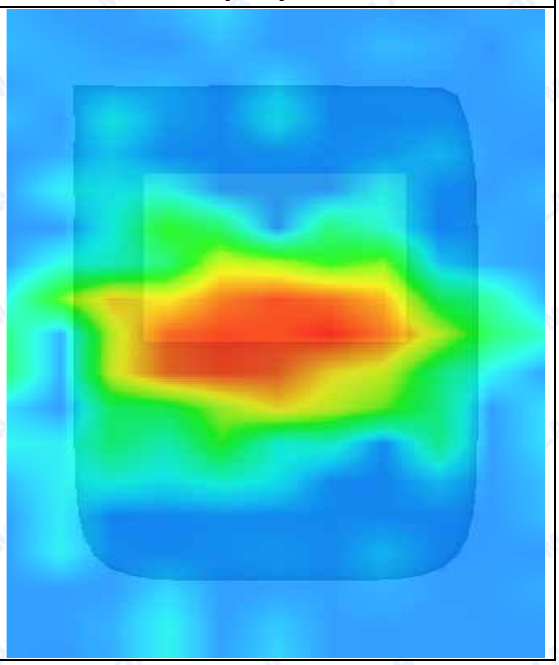

MEASUREMENT 122

Type: Phone measurement (Complete)

Area scan resolution: dx=8mm,dy=8mm

Zoom scan resolution: dx=5mm, dy=5mm, dz=5mm

Date of measurement: 2015.6.5

Measurement duration: 9 minutes 31 seconds

A. Experimental conditions.

Phantom File	surf_sam_plan.txt
Phantom	Validation plane
Device Position	Body
Band	Bluetooth
Channels	Middle
Signal	GFSK

B. SAR Measurement Results

Middle Band SAR (Channel 39)

Frequency (MHz)	2441.000000
Relative permittivity (real part)	52.519342
Conductivity (S/m)	1.935672
Power drift (%)	0.340000
Ambient Temperature:	22.9°C
Liquid Temperature:	22.1°C
ConvF:	4.96
Crest factor:	1:1

SURFACE SAR	VOLUME SAR
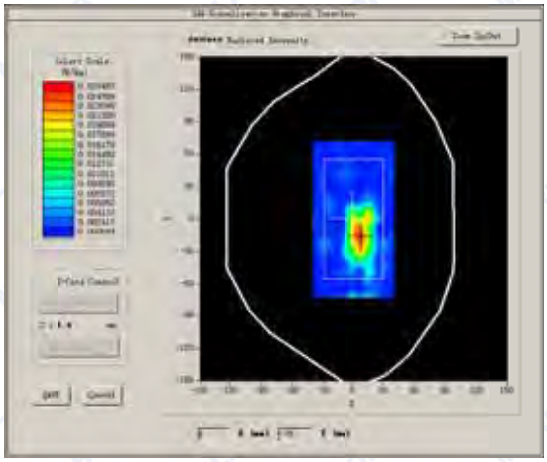	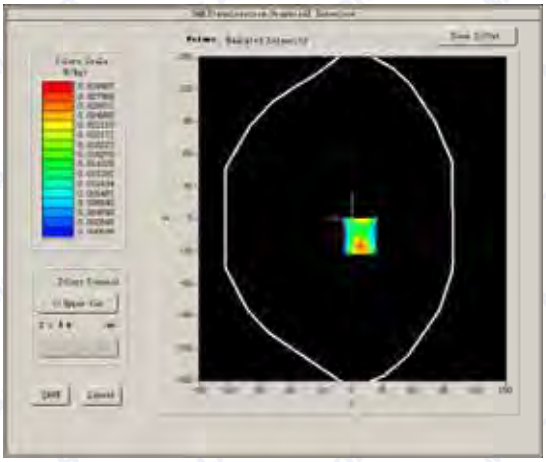

Maximum location: X=7.00, Y=-16.00
SAR Peak: 0.07 W/kg

SAR 10g (W/Kg)	**0.010125**
SAR 1g (W/Kg)	**0.021019**

Z axis scan

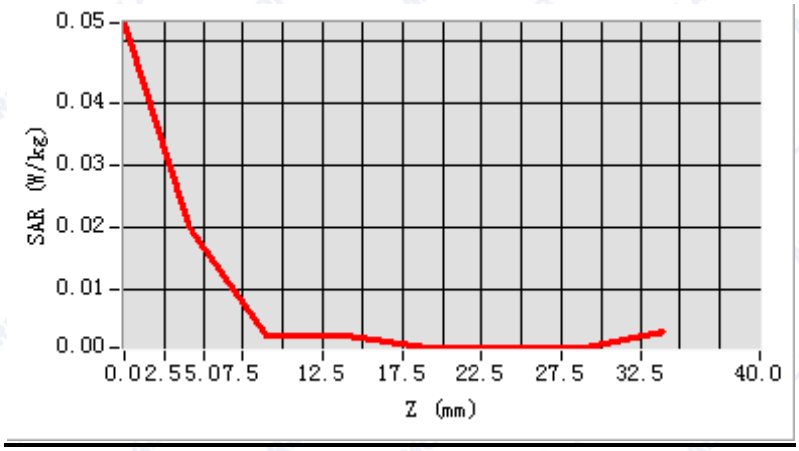
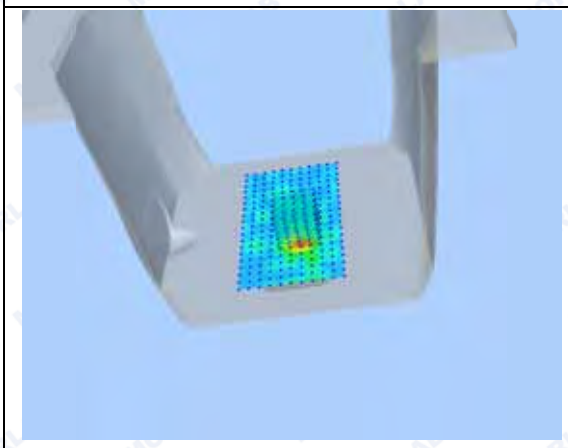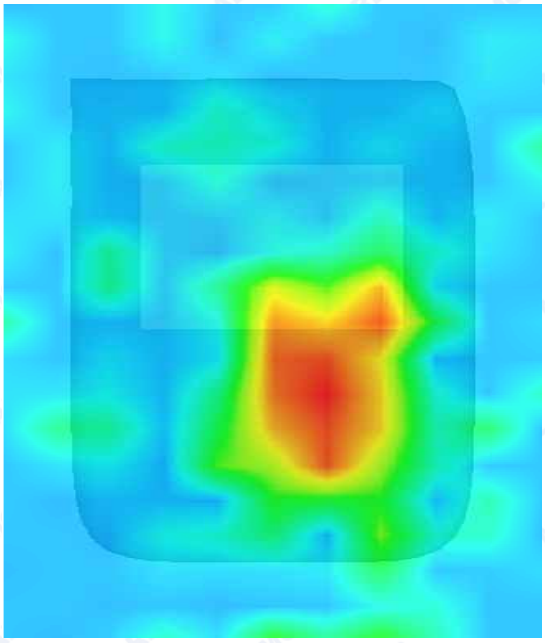
3D screen shot	Hot spot position