



Appendix A: SAR System performance Check Plots

Measurement	Liquid	Frequency	Test Date
System Check	Body	750	2020-05-10
System Check	Body	835	2020-05-11
System Check	Body	1800	2020-05-13
System Check	Body	1900	2020-05-14
System Check	Body	2600	2020-05-17

System Performance Check (Body, 750MHz)

Type: Phone measurement

Area scan resolution: dx=8mm,dy=8mm

Zoom scan resolution: dx=8mm, dy=8mm, dz=5mm

Date of measurement: 05/10/2020

Measurement duration: 22 minutes 04 seconds

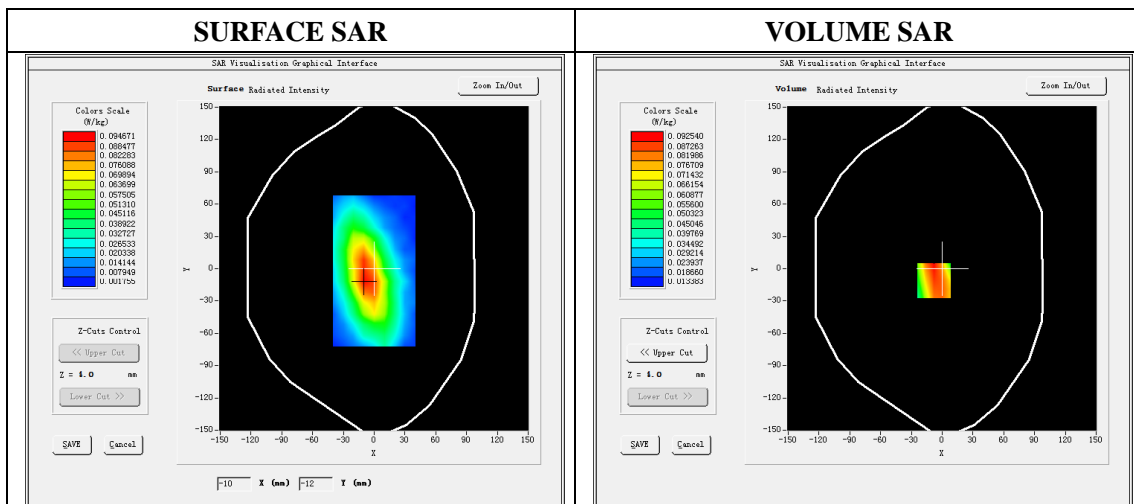
A. Experimental conditions.

Phantom File	dx=8mm dy=8mm
Phantom	5x5x7,dx=8mm dy=8mm dz=5mm
Device Position	Dipole
Band	750MHz
Channels	
Signal	CW

B. SAR Measurement Results

Band SAR

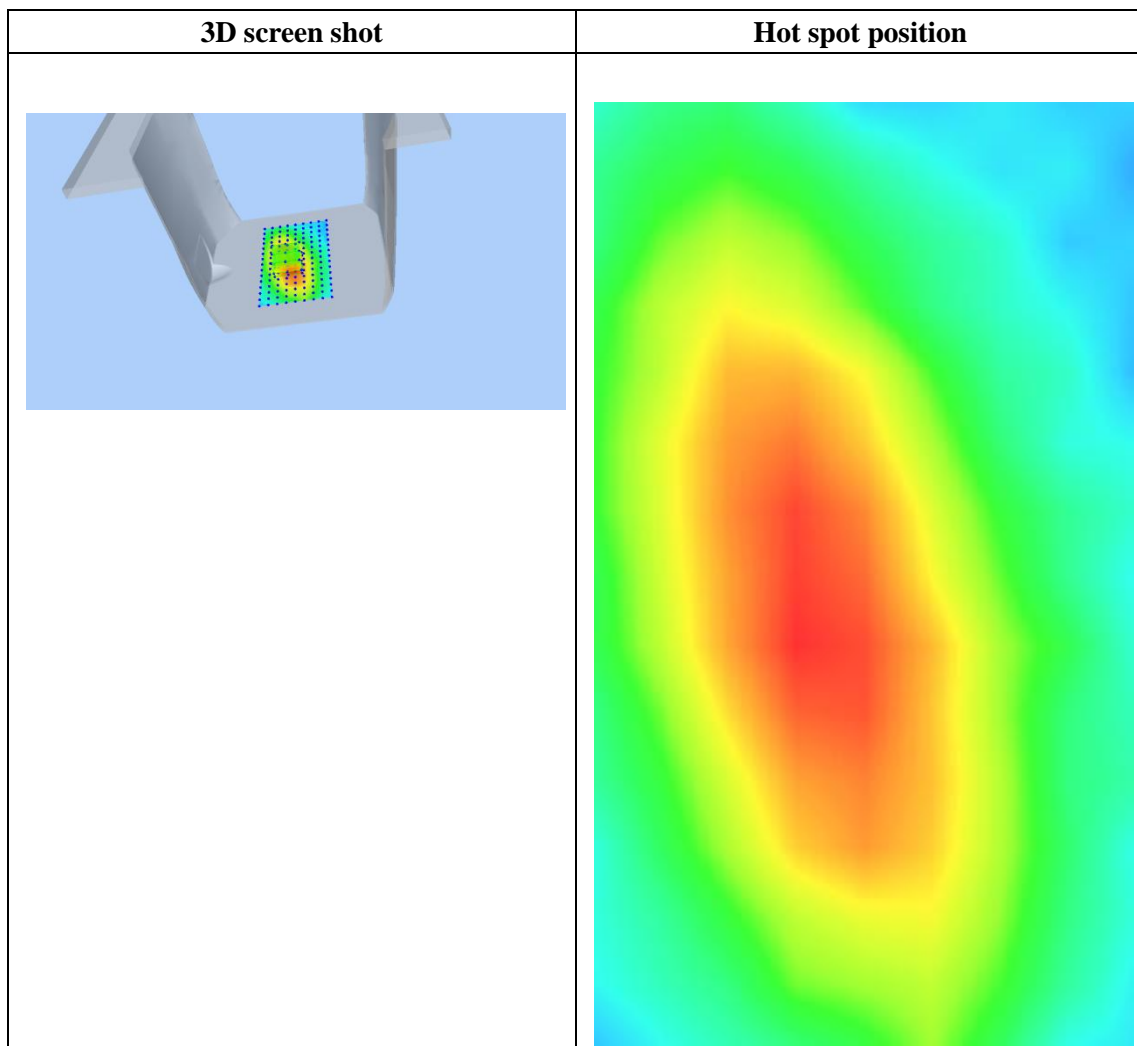
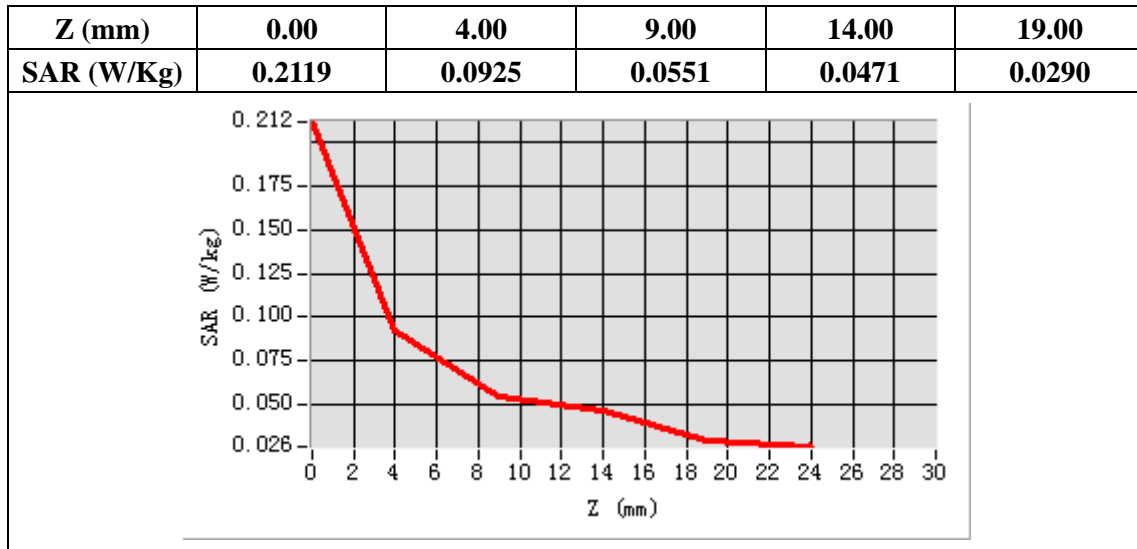
E-Field Probe	SATIMO SN_41/18_EPG0330
Frequency (MHz)	750
Relative permittivity (real part)	55.53
Relative permittivity	23.28
Conductivity (S/m)	0.97
Power drift (%)	-1.63
Ambient Temperature:	22.2 °C
Liquid Temperature:	22.6 °C
ConvF:	1.59
Crest factor:	1:1



Maximum location: X=-8.00, Y=-11.00

SAR Peak: 0.12 W/kg

SAR 10g (W/Kg)	0.060641
SAR 1g (W/Kg)	0.087912



System Performance Check (Body, 835MHz)

Type: Phone measurement

Area scan resolution: dx=8mm,dy=8mm

Zoom scan resolution: dx=8mm, dy=8mm, dz=5mm

Date of measurement: 05/11/2020

Measurement duration: 22 minutes 06 seconds

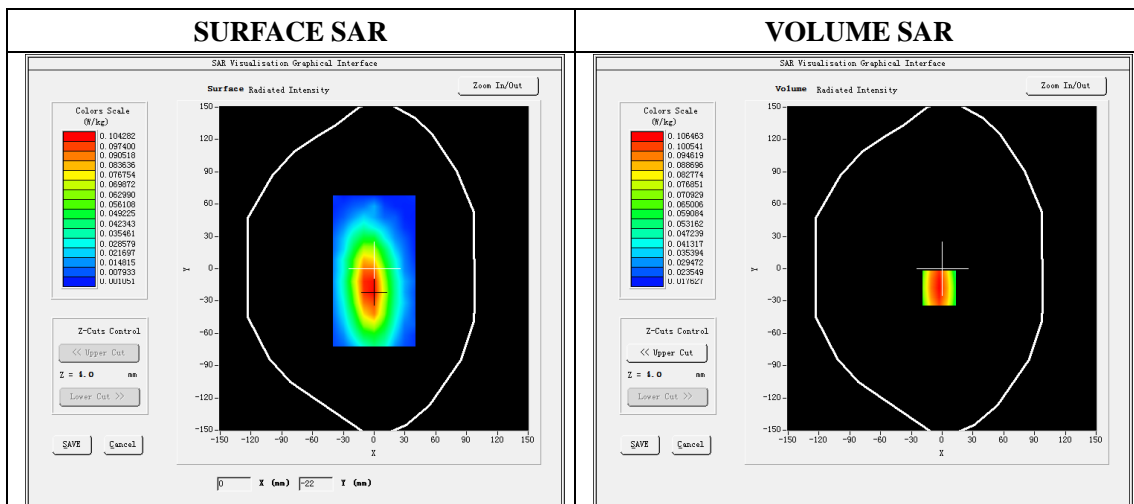
A. Experimental conditions.

Phantom File	dx=8mm dy=8mm
Phantom	5x5x7,dx=8mm dy=8mm dz=5mm
Device Position	Dipole
Band	835MHz
Channels	
Signal	CW

B. SAR Measurement Results

Band SAR

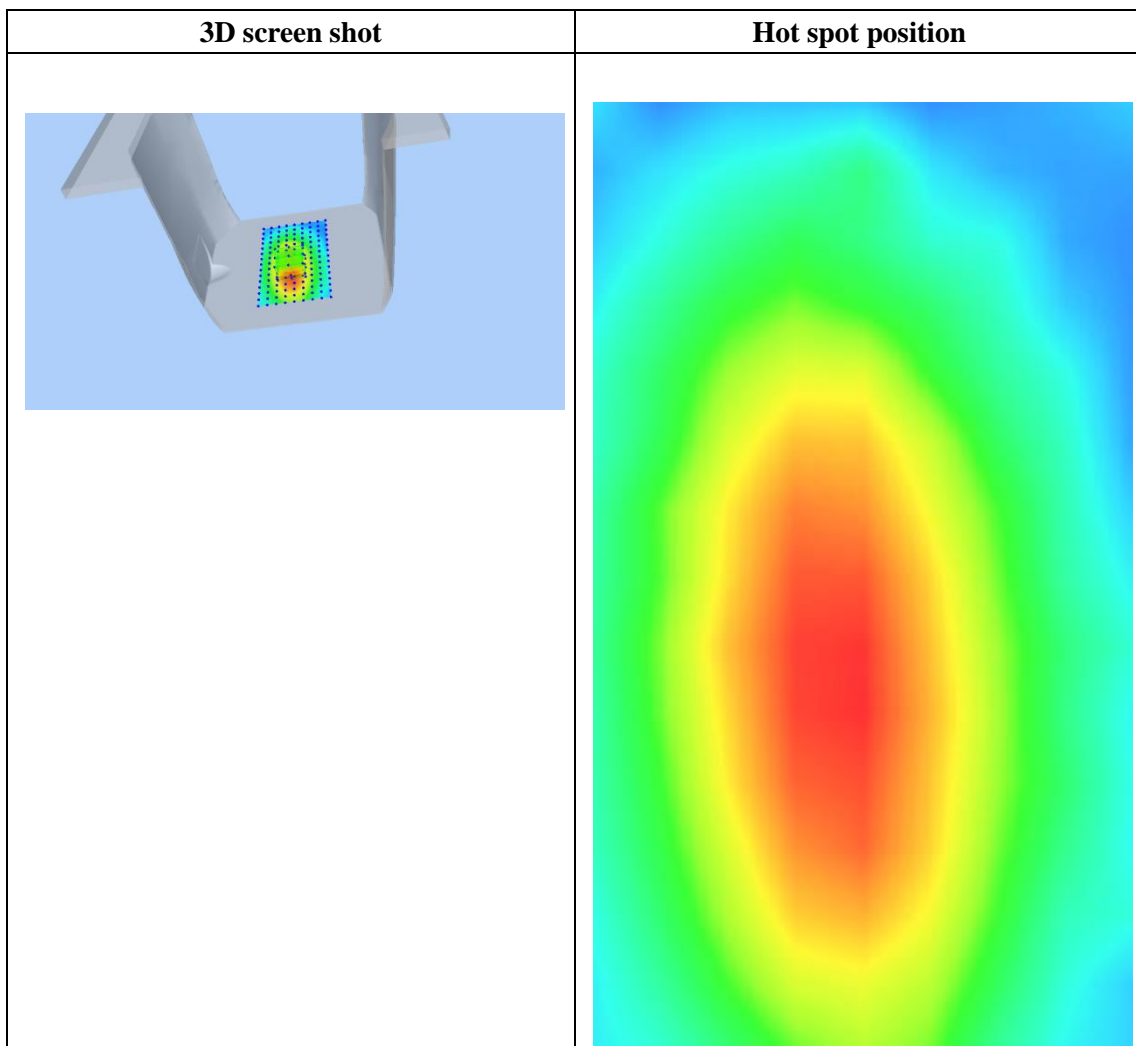
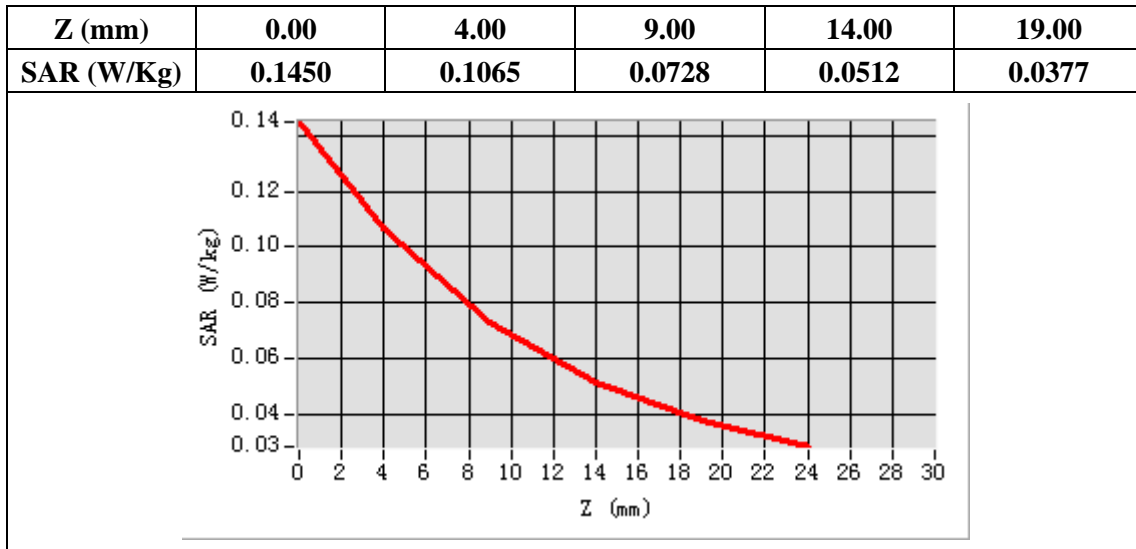
E-Field Probe	SATIMO SN_41/18_EPG0330
Frequency (MHz)	835
Relative permittivity (real part)	55.23
Relative permittivity	21.13
Conductivity (S/m)	0.98
Power drift (%)	0.04
Ambient Temperature:	22.2 °C
Liquid Temperature:	22.6 °C
ConvF:	1.64
Crest factor:	1:1



Maximum location: X=-3.00, Y=-18.00

SAR Peak: 0.15 W/kg

SAR 10g (W/Kg)	0.068343
SAR 1g (W/Kg)	0.103444



System Performance Check (Body, 1800MHz)

Type: Validation measurement

Area scan resolution: dx=8mm,dy=8mm

Zoom scan resolution: dx=8mm, dy=8mm, dz=5mm

Date of measurement: 05/13/2020

Measurement duration: 22 minutes 03 seconds

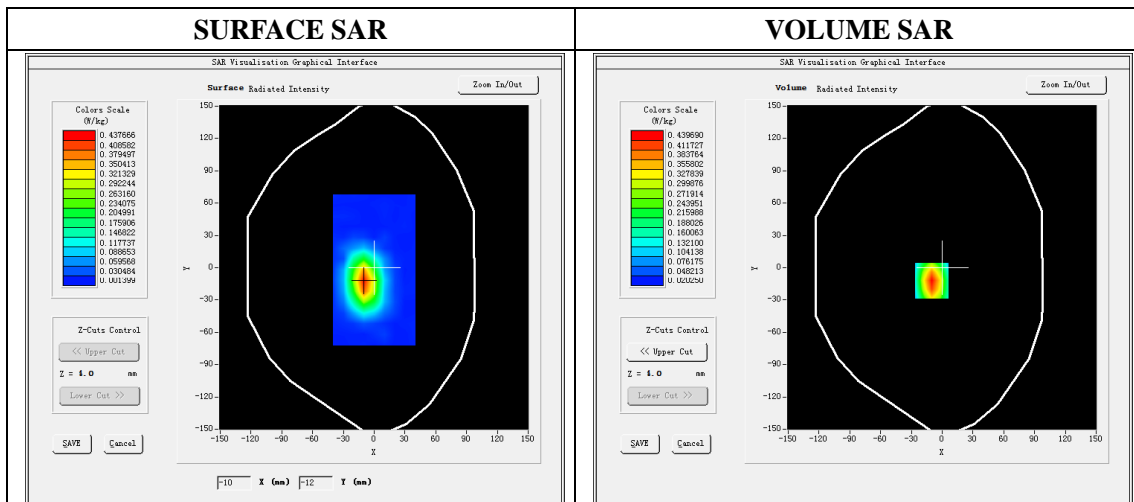
A. Experimental conditions.

Phantom File	dx=8mm dy=8mm
Phantom	5x5x7,dx=8mm dy=8mm dz=5mm
Device Position	Dipole
Band	1800MHz
Channels	
Signal	CW

B. SAR Measurement Results

Band SAR

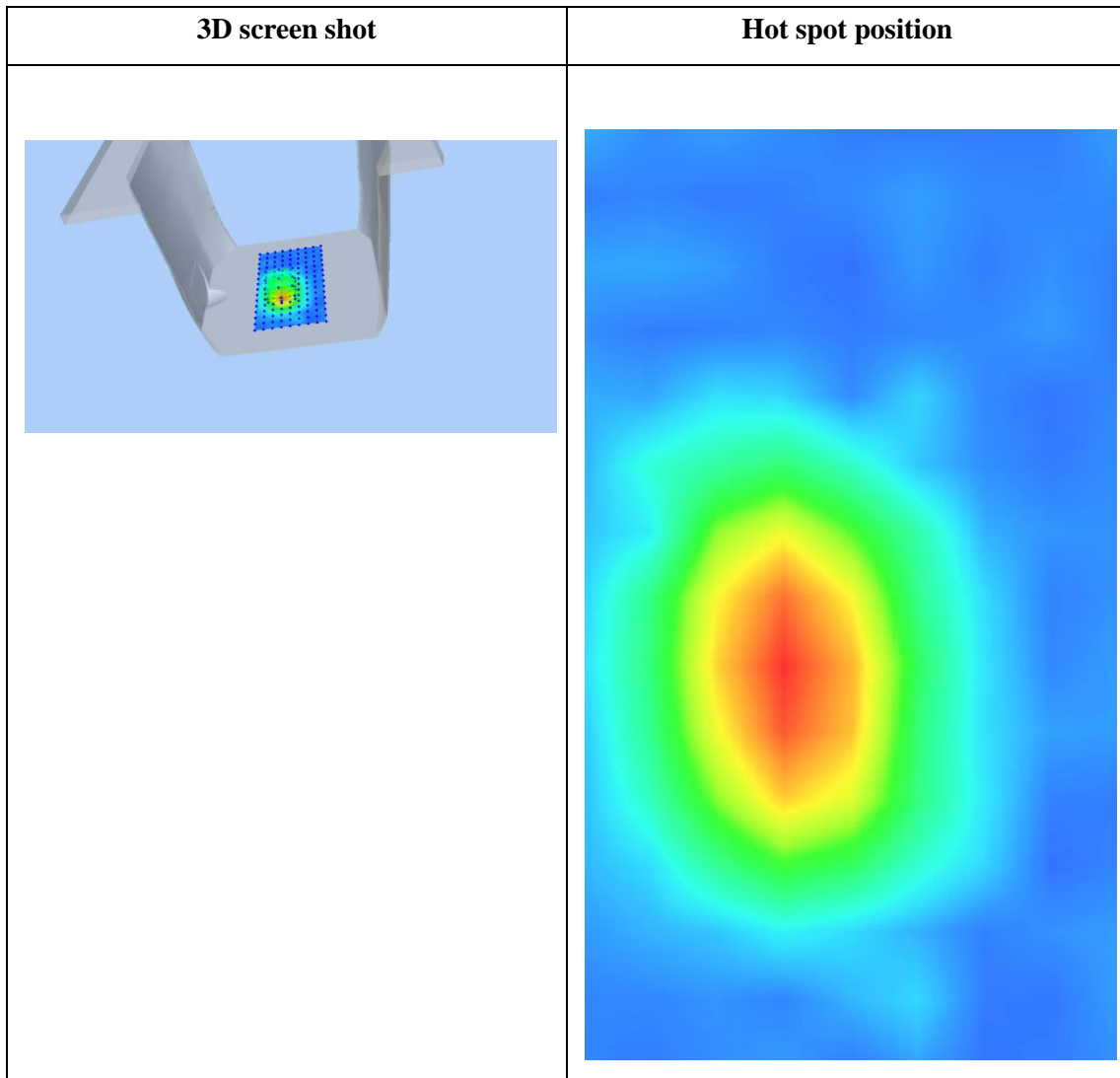
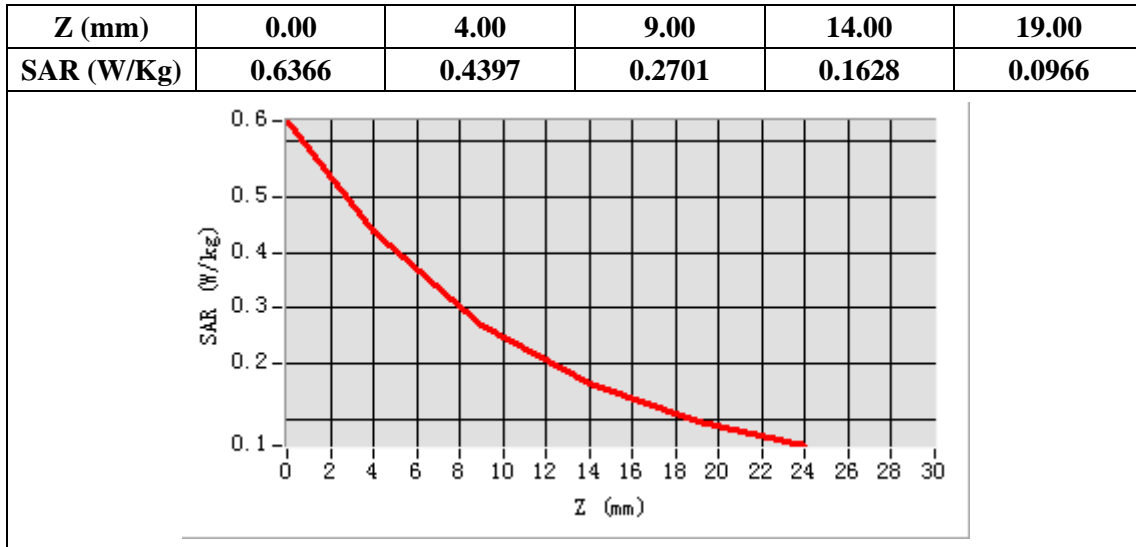
E-Field Probe	SATIMO SN_41/18_EPG0330
Frequency (MHz)	1800
Relative permittivity (real part)	53.35
Relative permittivity	15.10
Conductivity (S/m)	1.51
Power Drift (%)	-2.43
Ambient Temperature:	22.1 °C
Liquid Temperature:	22.6 °C
ConvF:	1.81
Duty factor:	1:1



Maximum location: X=-10.00, Y=-12.00

SAR Peak: 0.64 W/kg

SAR 10g (W/Kg)	0.225103
SAR 1g (W/Kg)	0.406665



System Performance Check (Body, 1900MHz)

Type: Validation measurement

Area scan resolution: dx=8mm,dy=8mm

Zoom scan resolution: dx=8mm, dy=8mm, dz=5mm

Date of measurement: 05/14/2020

Measurement duration: 22 minutes 07 seconds

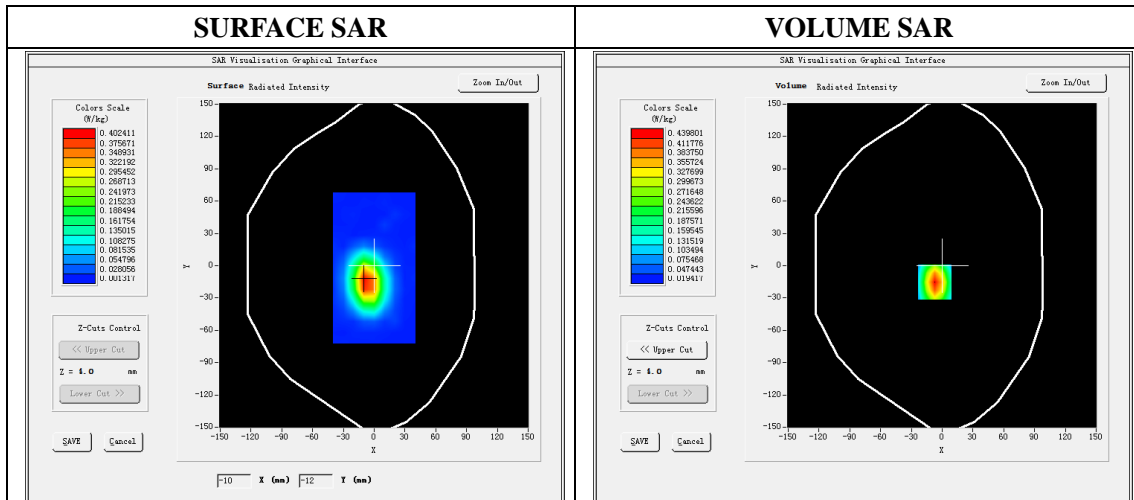
A. Experimental conditions.

Phantom File	dx=8mm dy=8mm
Phantom	5x5x7,dx=8mm dy=8mm dz=5mm
Device Position	Dipole
Band	1900MHz
Channels	
Signal	CW

B. SAR Measurement Results

Band SAR

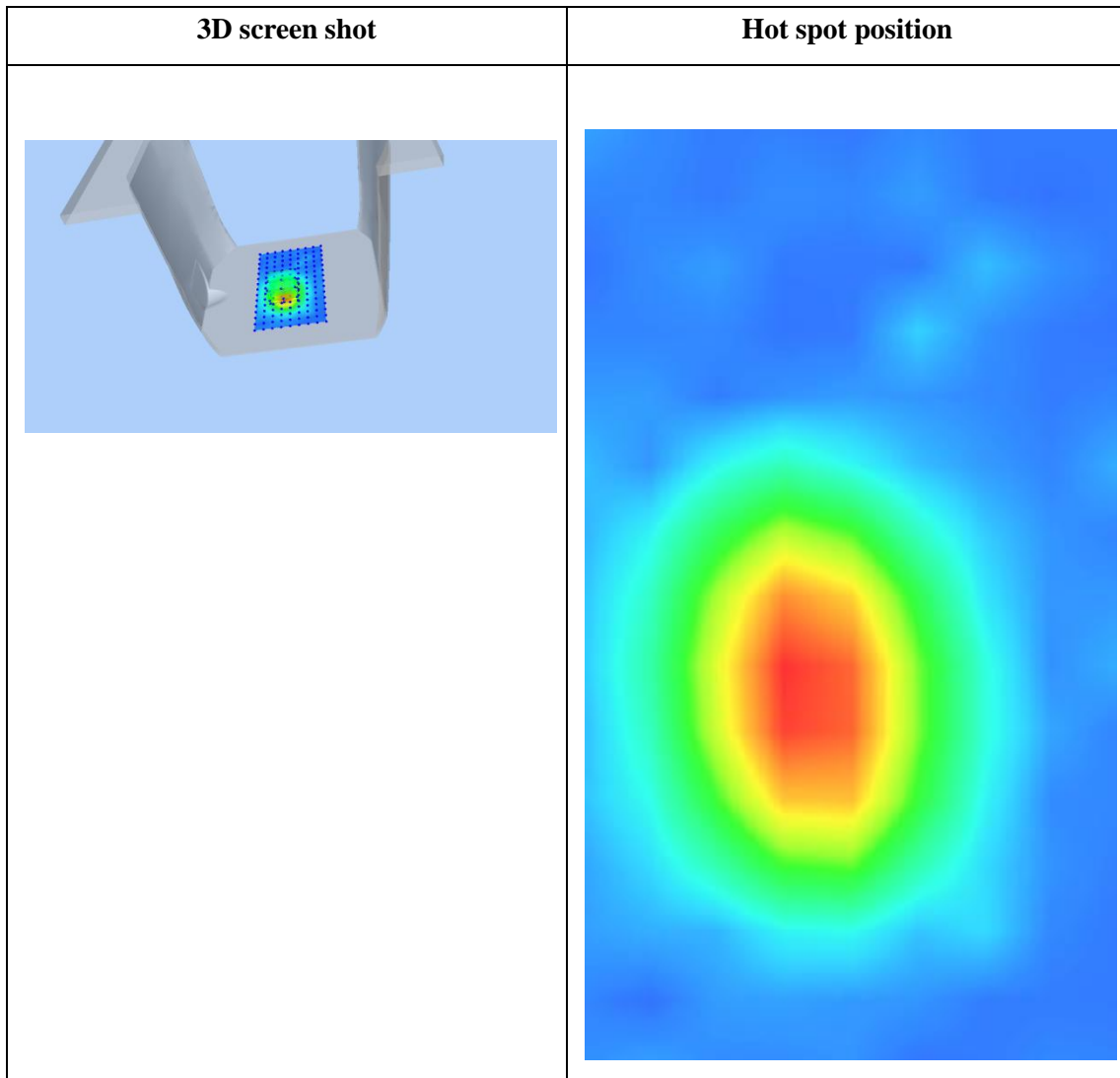
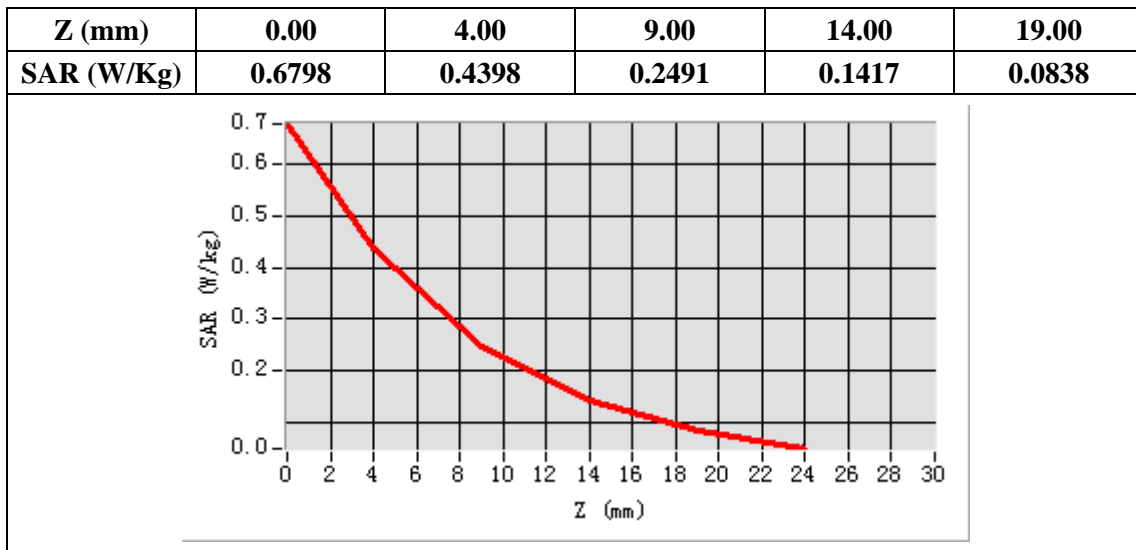
E-Field Probe	SATIMO SN_41/18_EPG0330
Frequency (MHz)	1900
Relative permittivity (real part)	53.28
Relative permittivity	14.49
Conductivity (S/m)	1.53
Power Drift (%)	-0.78
Ambient Temperature:	22.1 °C
Liquid Temperature:	22.6 °C
ConvF:	2.08
Duty factor:	1:1



Maximum location: X=-7.00, Y=-15.00

SAR Peak: 0.68 W/kg

SAR 10g (W/Kg)	0.212895
SAR 1g (W/Kg)	0.405392



System Performance Check (Body, 2600MHz)

Type: Phone measurement

Area scan resolution: dx=8mm,dy=8mm

Zoom scan resolution: dx=5mm, dy=5mm, dz=4mm

Date of measurement: 05/17/2020

Measurement duration: 22 minutes 05 seconds

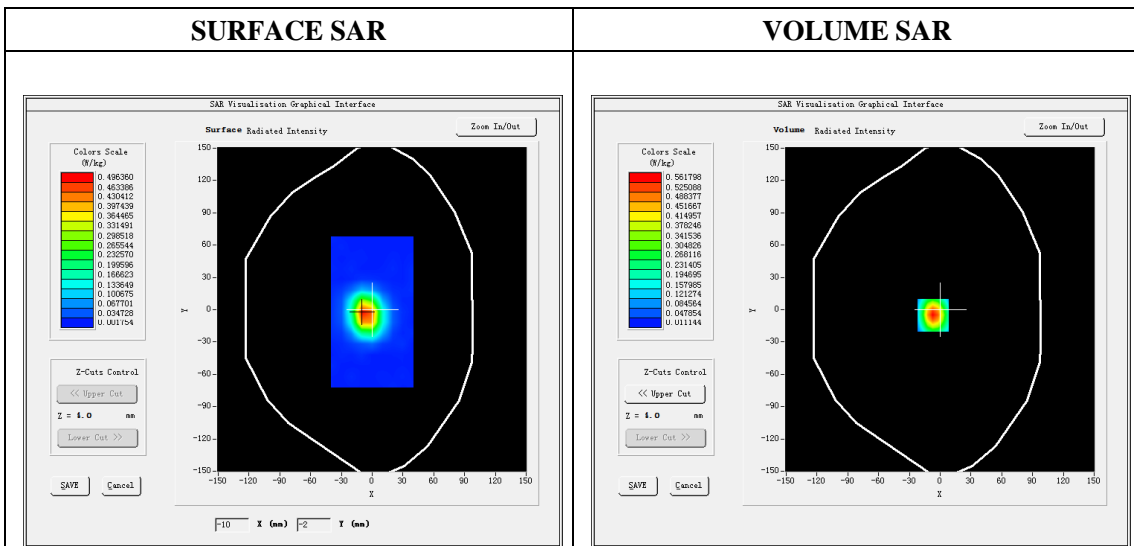
A. Experimental conditions.

Phantom File	dx=8mm dy=8mm
Phantom	7x7x8,dx=5mm dy=5mm dz=4mm
Device Position	Dipole
Band	2600MHz
Channels	
Signal	CW

B. SAR Measurement Results

Band SAR

E-Field Probe	SATIMO SN_27/15_EPG0261
Frequency (MHz)	2600
Relative permittivity (real part)	52.54
Relative permittivity	15.02
Conductivity (S/m)	2.17
Power drift (%)	-0.62
Ambient Temperature:	22.2 °C
Liquid Temperature:	22.5 °C
Crest factor:	1:1
ConvF:	2.43



Maximum location: X=-7.00, Y=-5.00

SAR Peak: 1.01 W/kg

SAR 10g (W/Kg)	0.231920
SAR 1g (W/Kg)	0.511760

