



FCC RF Test Report

APPLICANT : ZTE CORPORATION
EQUIPMENT : Mobile Broadband Internet Device
BRAND NAME : ZTE
MODEL NAME : K83CA
FCC ID : SRQ-K83CA
STANDARD : 47 CFR Part 2, 22(H), 24(E), 27(L), 27(M), 27(F), 27(H)
CLASSIFICATION : PCS Licensed Transmitter (PCB)

The product was received on Apr. 11, 2019 and completely tested on May 24, 2019. We, Sporton International (Kunshan) Inc., would like to declare that the tested sample has been evaluated in accordance with the procedures given in ANSI C63.26-2015 and shown compliance with the applicable technical standards.

The test results in this report apply exclusively to the tested model / sample. Without written approval of Sporton International (Kunshan) Inc., the test report shall not be reproduced except in full.

Reviewed by: Jason Jia / Supervisor

Approved by: James Huang / Manager



Sporton International (Kunshan) Inc.

**No. 1098, Pengxi North Road, Kunshan Economic Development Zone Jiangsu Province 215300
People's Republic of China**



TABLE OF CONTENTS

REVISION HISTORY..... 3
SUMMARY OF TEST RESULT 4
1 GENERAL DESCRIPTION 6
1.1 Applicant 6
1.2 Product Feature of Equipment Under Test..... 6
1.3 Product Specification of Equipment Under Test..... 7
1.4 Modification of EUT 7
1.5 Maximum ERP/EIRP Power, Frequency Tolerance, and Emission Designator 8
1.6 Testing Location 10
1.7 Applicable Standards..... 10
2 TEST CONFIGURATION OF EQUIPMENT UNDER TEST 11
2.1 Test Mode 11
2.2 Connection Diagram of Test System..... 13
2.3 Support Unit used in test configuration and system 13
2.4 Measurement Results Explanation Example..... 13
2.5 Frequency List of Low/Middle/High Channels 14
3 CONDUCTED TEST ITEMS 17
3.1 Measuring Instruments 17
3.2 Test Setup 17
3.3 Test Result of Conducted Test 17
3.4 Conducted Output Power and ERP/EIRP 18
3.5 Peak-to-Average Ratio 19
3.6 Occupied Bandwidth 20
3.7 Conducted Band Edge 21
3.8 Conducted Spurious Emission 23
3.9 Frequency Stability 24
4 RADIATED TEST ITEMS 25
4.1 Measuring Instruments 25
4.2 Test Setup 25
4.3 Test Result of Radiated Test 25
4.4 Radiated Spurious Emission 26
5 LIST OF MEASURING EQUIPMENT 27
6 UNCERTAINTY OF EVALUATION 28
APPENDIX A. TEST RESULTS OF CONDUCTED TEST
APPENDIX B. TEST RESULTS OF RADIATED TEST
APPENDIX C. TEST SETUP PHOTOGRAPHS



SUMMARY OF TEST RESULT

| Report Section | FCC Rule | Description | Limit | Result | Remark |
|----------------|--|---|-------------------------------------|--------|--------|
| 3.4 | §2.1046 | Conducted Output Power | Reporting Only | PASS | - |
| | §22.913(a)(5) | Effective Radiated Power (Band 5) | ERP < 7 Watt | PASS | |
| | §27.50(b)(10) §27.50(c)(10) | Effective Radiated Power (Band 12) (Band 13) | ERP < 3 Watt | PASS | |
| | §24.232(c) §27.50(h)(2) | Equivalent Isotropic Radiated Power (Band 2) (Band 7) | EIRP < 2Watt | PASS | |
| | §27.50(d)(4) | Equivalent Isotropic Radiated Power (Band 4) (Band 66) | EIRP < 1Watt | PASS | |
| 3.5 | §24.232(d) | Peak-to-Average Ratio | <13 dB | PASS | - |
| 3.6 | §2.1049 | Occupied Bandwidth | Reporting Only | PASS | - |
| 3.7 | §2.1051 §22.917(a) §24.238(a) §27.53(c)(2)(4) §27.53(g) §27.53(h) | Conducted Band Edge Measurement (Band 2) (Band 4) (Band 5) (Band 12) (Band 13)(Band 66) | < 43+10log ₁₀ (P[Watts]) | PASS | - |
| | §27.53(m)(4) | Conducted Band Edge Measurement (Band 7) | §27.53(m)(4) | | |
| 3.8 | §2.1051 §22.917(a) §24.238(a) §27.53(c)(2) §27.53(g) §27.53(h) | Conducted Spurious Emission (Band 2) (Band 4) (Band 5) (Band 12) (Band 13)(Band 66) | < 43+10log ₁₀ (P[Watts]) | PASS | - |
| | §2.1051 §27.53(m)(4) | Conducted Spurious Emission (Band 7) | < 55+10log ₁₀ (P[Watts]) | | |
| 3.9 | §2.1055 §22.355 | Frequency Stability Temperature & Voltage | < 2.5 ppm for Part 22 | PASS | - |
| | §2.1055 §24.235 §27.54 | | Within Authorized Band | | |



| Report Section | FCC Rule | Description | Limit | Result | Remark |
|----------------|--|--|-------------------------------------|--------|--|
| 4.4 | §2.1053 §22.917(a) §24.238(a) §27.53(c)(2) §27.53(f) §27.53(g) §27.53(h) | Radiated Spurious Emission (Band 2) (Band 4) (Band 5) (Band 12) (Band 13)(Band 66) | $< 43+10\log_{10}(P[\text{Watts}])$ | PASS | Under limit 18.55 dB at 15006.000 MHz |
| | §2.1053 §27.53(m)(4) | Radiated Spurious Emission (Band 7) | $< 55+10\log_{10}(P[\text{Watts}])$ | | |



1 General Description

1.1 Applicant

ZTE CORPORATION

ZTE Plaza, Keji Road South, Hi-Tech, Industrial Park, Nanshan District, Shenzhen, Guangdong, 518057, P.R.China

1.2 Product Feature of Equipment Under Test

| Product Feature | |
|---------------------------------|---|
| Equipment | Mobile Broadband Internet Device |
| Brand Name | ZTE |
| Model Name | K83CA |
| FCC ID | SRQ-K83CA |
| EUT supports Radios application | WCDMA /LTE/GNSS WLAN 2.4GHz 802.11b/g/n HT20/HT40 Bluetooth BR / EDR / LE |
| IMEI Code | Conducted: 863440040001905 Radiation: 863440040001236 |
| HW Version | K83CAHW1.0 |
| SW Version | K83CABLV1.0.0B05 |
| EUT Stage | Production Unit |

1.3 Product Specification of Equipment Under Test

| Standards-related Product Specification | |
|---|---|
| Tx Frequency | LTE Band 2 : 1850.7 MHz ~ 1909.3 MHz LTE Band 4 : 1710.7 MHz ~ 1754.3 MHz LTE Band 5 : 824.7 MHz ~ 848.3 MHz LTE Band 7 : 2502.5 MHz ~ 2567.5 MHz LTE Band 12 : 699.7 MHz ~ 715.3 MHz LTE Band 13 : 779.5 MHz ~ 784.5 MHz LTE Band 66 : 1710.7 MHz ~ 1779.3 MHz |
| Rx Frequency | LTE Band 2 : 1930.7 MHz ~ 1989.3 MHz LTE Band 4 : 2110.7 MHz ~ 2154.3 MHz LTE Band 5 : 869.7 MHz ~ 893.3 MHz LTE Band 7 : 2622.5MHz ~ 2687.5 MHz LTE Band 12 : 729.7 MHz ~ 745.3 MHz LTE Band 13 : 748.5 MHz ~ 753.5 MHz LTE Band 66 : 2110.7 MHz~ 2179.3 MHz |
| Bandwidth | LTE Band 2 : 1.4MHz / 3MHz / 5MHz / 10MHz / 15MHz / 20MHz LTE Band 4 : 1.4MHz / 3MHz / 5MHz / 10MHz / 15MHz / 20MHz LTE Band 5 : 1.4MHz / 3MHz / 5MHz / 10MHz LTE Band 7 : 5MHz/ 10MHz / 15MHz / 20MHz LTE Band 12 : 1.4MHz / 3MHz / 5MHz / 10MHz LTE Band 13 : 5MHz / 10MHz LTE Band 66 : 1.4MHz / 3MHz / 5MHz / 10MHz / 15MHz / 20MHz |
| Maximum Output Power to Antenna | LTE Band 2 : 23.99 dBm LTE Band 4 : 23.90 dBm LTE Band 5 : 24.21 dBm LTE Band 7 : 24.99 dBm LTE Band 12 : 24.18 dBm LTE Band 13 : 24.32 dBm LTE Band 66 : 24.19 dBm |
| Antenna Gain | LTE Band 2 : -4.50 dBi LTE Band 4 : -4.50 dBi LTE Band 5 : -5.50 dBi LTE Band 7 : -4.00 dBi LTE Band 12 : -7.00 dBi LTE Band 13 : -6.00 dBi LTE Band 66 : -4.50 dBi |
| Type of Modulation | QPSK / 16QAM / 64QAM (Downlink only) |

1.4 Modification of EUT

No modifications are made to the EUT during all test items.



1.5 Maximum ERP/EIRP Power, Frequency Tolerance, and Emission Designator

| LTE Band 2 | | QPSK | | | 16QAM | | |
|------------|-----------------------|------------------------------|---------------------------|-----------------|------------------------------|---------------------------|-----------------|
| BW (MHz) | Frequency Range (MHz) | Emission Designator (99%OBW) | Frequency Tolerance (ppm) | Maximum EIRP(W) | Emission Designator (99%OBW) | Frequency Tolerance (ppm) | Maximum EIRP(W) |
| 1.4 | 1850.7 ~ 1909.3 | 1M09G7D | - | 0.0873 | 1M10W7D | - | 0.0706 |
| 3 | 1851.5 ~ 1908.5 | 2M74G7D | - | 0.0863 | 2M73W7D | - | 0.0671 |
| 5 | 1852.5 ~ 1907.5 | 4M52G7D | - | 0.0885 | 4M50W7D | - | 0.0671 |
| 10 | 1855.0 ~ 1905.0 | 9M05G7D | 0.0028 | 0.0873 | 9M03W7D | - | 0.0653 |
| 15 | 1857.5 ~ 1902.5 | 13M4G7D | - | 0.0887 | 13M5W7D | - | 0.0708 |
| 20 | 1860.0 ~ 1900.0 | 18M4G7D | - | 0.0889 | 18M4W7D | - | 0.0723 |
| LTE Band 4 | | QPSK | | | 16QAM | | |
| BW (MHz) | Frequency Range (MHz) | Emission Designator (99%OBW) | Frequency Tolerance (ppm) | Maximum EIRP(W) | Emission Designator (99%OBW) | Frequency Tolerance (ppm) | Maximum EIRP(W) |
| 1.4 | 1710.7 ~ 1754.3 | 1M11G7D | - | 0.0904 | 1M10W7D | - | 0.0708 |
| 3 | 1711.5 ~ 1753.5 | 2M73G7D | - | 0.0885 | 2M71W7D | - | 0.0685 |
| 5 | 1712.5 ~ 1752.5 | 4M51G7D | - | 0.0883 | 4M50W7D | - | 0.0701 |
| 10 | 1715.0 ~ 1750.0 | 9M01G7D | 0.0028 | 0.0897 | 9M05W7D | - | 0.0676 |
| 15 | 1717.5 ~ 1747.5 | 13M4G7D | - | 0.0881 | 13M5W7D | - | 0.0661 |
| 20 | 1720.0 ~ 1745.0 | 18M3G7D | - | 0.0931 | 18M3W7D | - | 0.0653 |
| LTE Band 5 | | QPSK | | | 16QAM | | |
| BW (MHz) | Frequency Range (MHz) | Emission Designator (99%OBW) | Frequency Tolerance (ppm) | Maximum ERP(W) | Emission Designator (99%OBW) | Frequency Tolerance (ppm) | Maximum ERP(W) |
| 1.4 | 824.7 ~ 848.3 | 1M11G7D | - | 0.0437 | 1M10W7D | - | 0.0355 |
| 3 | 825.5 ~ 847.5 | 2M71G7D | - | 0.0438 | 2M73W7D | - | 0.0316 |
| 5 | 826.5 ~ 846.5 | 4M51G7D | - | 0.0435 | 4M51W7D | - | 0.0348 |
| 10 | 829.0 ~ 844.0 | 9M01G7D | 0.0026 | 0.0453 | 9M05W7D | - | 0.0321 |
| LTE Band 7 | | QPSK | | | 16QAM | | |
| BW (MHz) | Frequency Range (MHz) | Emission Designator (99%OBW) | Frequency Tolerance (ppm) | Maximum EIRP(W) | Emission Designator (99%OBW) | Frequency Tolerance (ppm) | Maximum EIRP(W) |
| 5 | 2502.5 ~ 2567.5 | 4M52G7D | - | 0.1247 | 4M51W7D | - | 0.0995 |
| 10 | 2505.0 ~ 2565.0 | 9M09G7D | 0.0028 | 0.1236 | 9M05W7D | - | 0.0979 |
| 15 | 2507.5 ~ 2562.5 | 13M5G7D | - | 0.1253 | 13M5W7D | - | 0.0977 |
| 20 | 2510.0 ~ 2560.0 | 18M3G7D | - | 0.1256 | 18M6W7D | - | 0.0938 |



| LTE Band 12 | | QPSK | | | 16QAM | | |
|-------------|-----------------------|------------------------------|---------------------------|-----------------|------------------------------|---------------------------|-----------------|
| BW (MHz) | Frequency Range (MHz) | Emission Designator (99%OBW) | Frequency Tolerance (ppm) | Maximum ERP(W) | Emission Designator (99%OBW) | Frequency Tolerance (ppm) | Maximum ERP(W) |
| 1.4 | 699.7 ~ 715.3 | 1M10G7D | - | 0.0316 | 1M10W7D | - | 0.0242 |
| 3 | 700.5 ~ 714.5 | 2M72G7D | - | 0.0309 | 2M72W7D | - | 0.0226 |
| 5 | 701.5 ~ 713.5 | 4M50G7D | - | 0.0308 | 4M51W7D | - | 0.0225 |
| 10 | 704.0 ~ 711.0 | 9M07G7D | 0.0028 | 0.0318 | 9M01W7D | - | 0.0236 |
| LTE Band 13 | | QPSK | | | 16QAM | | |
| BW (MHz) | Frequency Range (MHz) | Emission Designator (99%OBW) | Frequency Tolerance (ppm) | Maximum ERP(W) | Emission Designator (99%OBW) | Frequency Tolerance (ppm) | Maximum ERP(W) |
| 5 | 779.5 ~ 784.5 | 4M51G7D | - | 0.0406 | 4M51W7D | - | 0.0334 |
| 10 | 782.0 | 8M97G7D | 0.0028 | 0.0286 | 8M99W7D | - | 0.0414 |
| LTE Band 66 | | QPSK | | | 16QAM | | |
| BW (MHz) | Frequency Range (MHz) | Emission Designator (99%OBW) | Frequency Tolerance (ppm) | Maximum EIRP(W) | Emission Designator (99%OBW) | Frequency Tolerance (ppm) | Maximum EIRP(W) |
| 1.4 | 1710.7 ~ 1779.3 | 1M11G7D | - | 0.0904 | 1M10W7D | - | 0.0708 |
| 3 | 1711.5 ~ 1778.5 | 2M73G7D | - | 0.0885 | 2M71W7D | - | 0.0685 |
| 5 | 1712.5 ~ 1777.5 | 4M51G7D | - | 0.0883 | 4M50W7D | - | 0.0701 |
| 10 | 1715.0 ~ 1775.0 | 9M01G7D | 0.0028 | 0.0897 | 9M05W7D | - | 0.0676 |
| 15 | 1717.5 ~ 1772.5 | 13M4G7D | - | 0.0881 | 13M5W7D | - | 0.0661 |
| 20 | 1720.0 ~ 1770.0 | 18M3G7D | - | 0.0931 | 18M3W7D | - | 0.0653 |

Note: LTE Band 66 overlaps the entire frequency range of LTE Band 4. Therefore, the test results provided in this report covers Band 66 as well as Band 4.



1.6 Testing Location

Sporton International (Kunshan) Inc. is accredited to ISO/IEC 17025:2017 by American Association for Laboratory Accreditation with Certificate Number 5145.02.

| | | | |
|---------------------------|--|----------------------------|---------------------------------------|
| Test Firm | Sporton International (Kunshan) Inc. | | |
| Test Site Location | No. 1098, Pengxi North Road, Kunshan Economic Development Zone Jiangsu Province 215300 People's Republic of China TEL : +86-512-57900158 FAX : +86-512-57900958 | | |
| Test Site No. | Sporton Site No. | FCC Designation No. | FCC Test Firm Registration No. |
| | CO01-KS 03CH05-KS TH01-KS | CN1257 | 314309 |

1.7 Applicable Standards

According to the specifications of the manufacturer, the EUT must comply with the requirements of the following standards:

- ♦ 47 CFR Part 2, 22(H), 24(E), 27(L), 27(M), 27(F) , 27(H)
- ♦ ANSI C63.26-2015
- ♦ FCC KDB 971168 D01 Power Meas License Digital Systems v03r01
- ♦ FCC KDB 412172 D01 Determining ERP and EIRP v01r01

Remark:

1. All test items were verified and recorded according to the standards and without any deviation during the test.
2. This EUT has also been tested and complied with the requirements of FCC Part 15, Subpart B, recorded in a separate test report.



2 Test Configuration of Equipment Under Test

2.1 Test Mode

Antenna port conducted and radiated test items listed below are performed according to KDB 971168 D01 Power Meas License Digital Systems v03r01 with maximum output power.

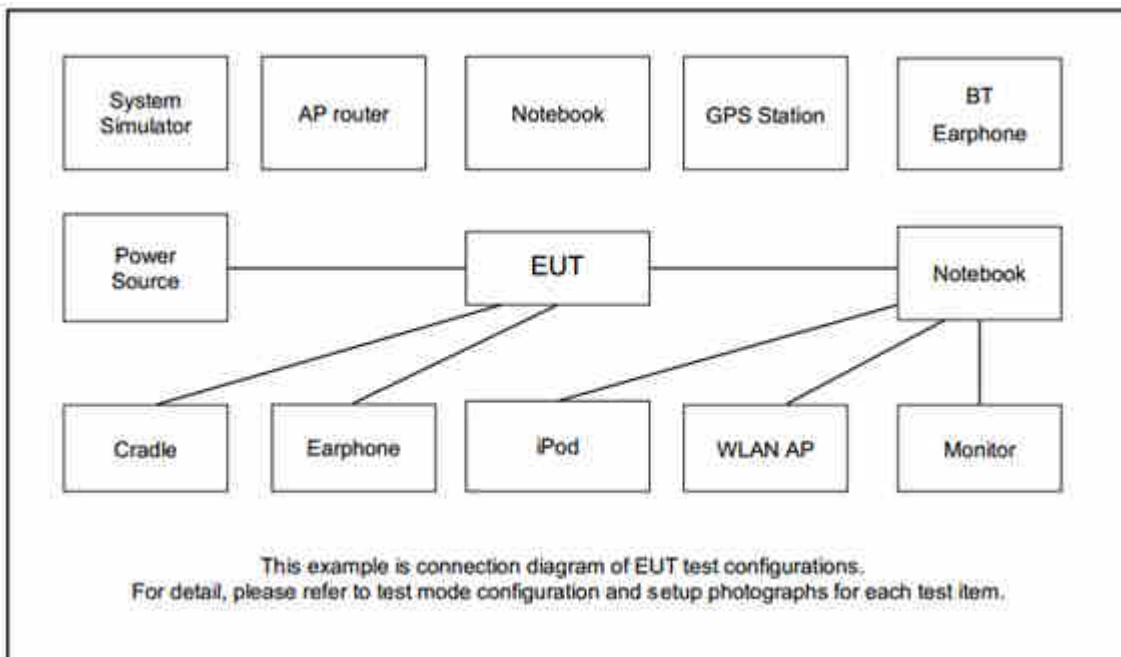
Radiated measurements are performed by rotating the EUT in three different orthogonal test planes to find the maximum emission.

| Test Items | Band | Bandwidth (MHz) | | | | | | Modulation | | | RB # | | | Test Channel | | |
|------------------------|------|-----------------|---|---|----|----|----|------------|-------|-------|------|------|------|--------------|---|---|
| | | 1.4 | 3 | 5 | 10 | 15 | 20 | QPSK | 16QAM | 64QAM | 1 | Half | Full | L | M | H |
| Max. Output Power | 2 | v | v | v | v | v | v | v | v | | v | v | v | v | v | v |
| | 4 | v | v | v | v | v | v | v | v | | v | v | v | v | v | v |
| | 5 | v | v | v | v | - | - | v | v | | v | v | v | v | v | v |
| | 7 | - | - | v | v | v | v | v | v | | v | v | v | v | v | v |
| | 12 | v | v | v | v | - | - | v | v | | v | v | v | v | v | v |
| | 13 | - | - | v | v | - | - | v | v | | v | v | v | v | v | v |
| | 66 | v | v | v | v | v | v | v | v | | v | v | v | v | v | v |
| Peak-to-Average Ratio | 2 | | | | | | v | v | v | | v | | v | v | v | v |
| | 5 | | | | v | - | - | v | v | | v | | v | v | v | v |
| | 7 | - | - | | | | v | v | v | | v | | v | v | v | v |
| | 12 | | | | v | - | - | v | v | | v | | v | v | v | v |
| | 13 | - | - | | v | - | - | v | v | | v | | v | v | v | v |
| | 66 | | | | | | v | v | v | | v | | v | v | v | v |
| 26dB and 99% Bandwidth | 2 | v | v | v | v | v | v | v | v | | | | v | v | v | v |
| | 5 | v | v | v | v | - | - | v | v | | | | v | v | v | v |
| | 7 | - | - | v | v | v | v | v | v | | | | v | v | v | v |
| | 12 | v | v | v | v | - | - | v | v | | | | v | v | v | v |
| | 13 | - | - | v | v | - | - | v | v | | | | v | v | v | v |
| | 66 | v | v | v | v | v | v | v | v | | | | v | v | v | v |
| Conducted Band Edge | 2 | v | v | v | v | v | v | v | v | | v | | v | v | | v |
| | 5 | v | v | v | v | - | - | v | v | | v | | v | v | | v |
| | 7 | - | - | v | v | v | v | v | v | | v | | v | v | | v |
| | 12 | v | v | v | v | - | - | v | v | | v | | v | v | | v |
| | 13 | - | - | v | v | - | - | v | v | | v | | v | v | | v |
| | 66 | v | v | v | v | v | v | v | v | | v | | v | v | | v |



| Test Items | Band | Bandwidth (MHz) | | | | | | Modulation | | | RB # | | | Test Channel | | |
|-----------------------------|---|-----------------|---|---|----|----|----|------------|-------|-------|------|------|------|--------------|---|---|
| | | 1.4 | 3 | 5 | 10 | 15 | 20 | QPSK | 16QAM | 64QAM | 1 | Half | Full | L | M | H |
| Conducted Spurious Emission | 2 | v | v | v | v | v | v | v | v | | v | | | v | v | v |
| | 5 | v | v | v | v | - | - | v | v | | v | | | v | v | v |
| | 7 | - | - | v | v | v | v | v | v | | v | | | v | v | v |
| | 12 | v | v | v | v | - | - | v | v | | v | | | v | v | v |
| | 13 | - | - | v | v | - | - | v | v | | v | | | v | v | v |
| | 66 | v | v | v | v | v | v | v | v | | v | | | v | v | v |
| Frequency Stability | 2 | | | | v | | | v | | | | | v | | v | |
| | 5 | | | | v | - | - | v | | | | | v | | v | |
| | 7 | - | - | | v | | | v | | | | | v | | v | |
| | 12 | | | | v | - | - | v | | | | | v | | v | |
| | 13 | - | - | | v | - | - | v | | | | | v | | v | |
| | 66 | | | | v | | | v | | | | | v | | v | |
| E.R.P / E.I.R.P | 2 | v | v | v | v | v | v | v | v | | v | | | v | v | v |
| | 5 | v | v | v | v | - | - | v | v | | v | | | v | v | v |
| | 7 | - | - | v | v | v | v | v | v | | v | | | v | v | v |
| | 12 | v | v | v | v | - | - | v | v | | v | | | v | v | v |
| | 13 | - | - | v | v | - | - | v | v | | v | | | v | v | v |
| | 66 | v | v | v | v | v | v | v | v | | v | | | v | v | v |
| Radiated Spurious Emission | 2 | Worst Case | | | | | | | | | | | v | v | v | |
| | 5 | Worst Case | | | | | | | | | | | v | v | v | |
| | 7 | Worst Case | | | | | | | | | | | v | v | v | |
| | 12 | Worst Case | | | | | | | | | | | v | v | v | |
| | 13 | Worst Case | | | | | | | | | | | v | v | v | |
| | 66 | Worst Case | | | | | | | | | | | v | v | v | |
| Note | <ol style="list-style-type: none"> The mark "v" means that this configuration is chosen for testing The mark "-" means that this bandwidth is not supported. The device is investigated from 30MHz to 10 times of fundamental signal for radiated spurious emission test under different RB size/offset and modulations in exploratory test. Subsequently, only the worst case emissions are reported. LTE Band 66 overlaps the entire frequency range of LTE Band 4. Therefore, the test results provided in this report covers Band 66 as well as Band 4. | | | | | | | | | | | | | | | |

2.2 Connection Diagram of Test System



2.3 Support Unit used in test configuration and system

| Item | Equipment | Trade Name | Model No. | FCC ID | Data Cable | Power Cord |
|------|------------------|------------|-----------|--------|------------|-------------------|
| 1. | System Simulator | Anritsu | MT8820C | N/A | N/A | Unshielded, 1.8 m |
| 2. | DC Power Supply | GW INSTRON | GPS-3030D | N/A | N/A | Unshielded, 1.8m |

2.4 Measurement Results Explanation Example

For all conducted test items:

The offset level is set in the spectrum analyzer to compensate the RF cable loss between EUT conducted output port and spectrum analyzer. With the offset compensation, the spectrum analyzer reading level is exactly the EUT RF output level.

The spectrum analyzer offset is derived from RF cable loss

$$\text{Offset} = \text{RF cable loss}$$

Following shows an offset computation example with cable loss 5.0 dB

Example :

$$\begin{aligned} \text{Offset(dB)} &= \text{RF cable loss(dB)} \\ &= 5.0 \text{ (dB)} \end{aligned}$$



2.5 Frequency List of Low/Middle/High Channels

| LTE Band 2 Channel and Frequency List | | | | |
|---------------------------------------|------------------------|--------|--------|---------|
| BW [MHz] | Channel/Frequency(MHz) | Lowest | Middle | Highest |
| 20 | Channel | 18700 | 18900 | 19100 |
| | Frequency | 1860 | 1880 | 1900 |
| 15 | Channel | 18675 | 18900 | 19125 |
| | Frequency | 1857.5 | 1880 | 1902.5 |
| 10 | Channel | 18650 | 18900 | 19150 |
| | Frequency | 1855 | 1880 | 1905 |
| 5 | Channel | 18625 | 18900 | 19175 |
| | Frequency | 1852.5 | 1880 | 1907.5 |
| 3 | Channel | 18615 | 18900 | 19185 |
| | Frequency | 1851.5 | 1880 | 1908.5 |
| 1.4 | Channel | 18607 | 18900 | 19193 |
| | Frequency | 1850.7 | 1880 | 1909.3 |

| LTE Band 4 Channel and Frequency List | | | | |
|---------------------------------------|------------------------|--------|--------|---------|
| BW [MHz] | Channel/Frequency(MHz) | Lowest | Middle | Highest |
| 20 | Channel | 20050 | 20175 | 20300 |
| | Frequency | 1720 | 1732.5 | 1745 |
| 15 | Channel | 20025 | 20175 | 20325 |
| | Frequency | 1717.5 | 1732.5 | 1747.5 |
| 10 | Channel | 20000 | 20175 | 20350 |
| | Frequency | 1715 | 1732.5 | 1750 |
| 5 | Channel | 19975 | 20175 | 20375 |
| | Frequency | 1712.5 | 1732.5 | 1752.5 |
| 3 | Channel | 19965 | 20175 | 20385 |
| | Frequency | 1711.5 | 1732.5 | 1753.5 |
| 1.4 | Channel | 19957 | 20175 | 20393 |
| | Frequency | 1710.7 | 1732.5 | 1754.3 |



| LTE Band 5 Channel and Frequency List | | | | |
|---------------------------------------|------------------------|--------|--------|---------|
| BW [MHz] | Channel/Frequency(MHz) | Lowest | Middle | Highest |
| 10 | Channel | 20450 | 20525 | 20600 |
| | Frequency | 829 | 836.5 | 844 |
| 5 | Channel | 20425 | 20525 | 20625 |
| | Frequency | 826.5 | 836.5 | 846.5 |
| 3 | Channel | 20415 | 20525 | 20635 |
| | Frequency | 825.5 | 836.5 | 847.5 |
| 1.4 | Channel | 20407 | 20525 | 20643 |
| | Frequency | 824.7 | 836.5 | 848.3 |

| LTE Band 7 Channel and Frequency List | | | | |
|---------------------------------------|------------------------|--------|--------|---------|
| BW [MHz] | Channel/Frequency(MHz) | Lowest | Middle | Highest |
| 20 | Channel | 20850 | 21100 | 21350 |
| | Frequency | 2510 | 2535 | 2560 |
| 15 | Channel | 20825 | 21100 | 21375 |
| | Frequency | 2507.5 | 2535 | 2562.5 |
| 10 | Channel | 20800 | 21100 | 21400 |
| | Frequency | 2505 | 2535 | 2565 |
| 5 | Channel | 20775 | 21100 | 21425 |
| | Frequency | 2502.5 | 2535 | 2567.5 |



| LTE Band 12 Channel and Frequency List | | | | |
|--|------------------------|--------|--------|---------|
| BW [MHz] | Channel/Frequency(MHz) | Lowest | Middle | Highest |
| 10 | Channel | 23060 | 23095 | 23130 |
| | Frequency | 704 | 707.5 | 711 |
| 5 | Channel | 23035 | 23095 | 23155 |
| | Frequency | 701.5 | 707.5 | 713.5 |
| 3 | Channel | 23025 | 23095 | 23165 |
| | Frequency | 700.5 | 707.5 | 714.5 |
| 1.4 | Channel | 23017 | 23095 | 23173 |
| | Frequency | 699.7 | 707.5 | 715.3 |

| LTE Band 13 Channel and Frequency List | | | | |
|--|------------------------|--------|--------|---------|
| BW [MHz] | Channel/Frequency(MHz) | Lowest | Middle | Highest |
| 10 | Channel | - | 23230 | - |
| | Frequency | - | 782 | - |
| 5 | Channel | 23205 | 23230 | 23255 |
| | Frequency | 779.5 | 782 | 784.5 |

| LTE Band 66 Channel and Frequency List | | | | |
|--|------------------------|--------|--------|---------|
| BW [MHz] | Channel/Frequency(MHz) | Lowest | Middle | Highest |
| 20 | Channel | 132072 | 132322 | 132572 |
| | Frequency | 1720 | 1745 | 1770 |
| 15 | Channel | 132047 | 132322 | 132597 |
| | Frequency | 1717.5 | 1745 | 1772.5 |
| 10 | Channel | 132022 | 132322 | 132622 |
| | Frequency | 1715 | 1745 | 1775 |
| 5 | Channel | 131997 | 132322 | 132647 |
| | Frequency | 1712.5 | 1745 | 1777.5 |
| 3 | Channel | 131987 | 132322 | 132657 |
| | Frequency | 1711.5 | 1745 | 1778.5 |
| 1.4 | Channel | 131979 | 132322 | 132665 |
| | Frequency | 1710.7 | 1745 | 1779.3 |

3 Conducted Test Items

3.1 Measuring Instruments

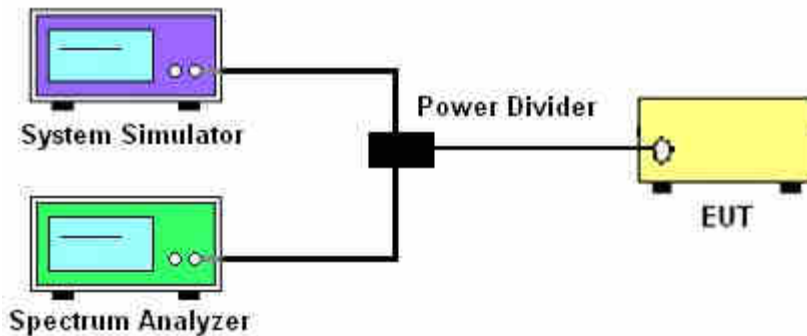
See list of measuring instruments of this test report.

3.2 Test Setup

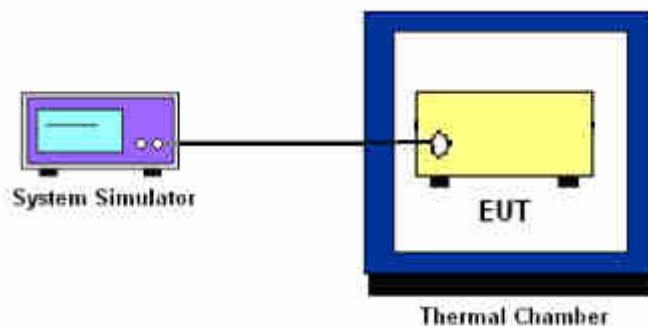
3.2.1 Conducted Output Power



3.2.2 Peak-to-Average Ratio, Occupied Bandwidth ,Conducted Band-Edge and Conducted Spurious Emission



3.2.3 Frequency Stability



3.3 Test Result of Conducted Test

Please refer to Appendix A.



3.4 Conducted Output Power and ERP/EIRP

3.4.1 Description of the Conducted Output Power Measurement and ERP/EIRP Measurement

A system simulator was used to establish communication with the EUT. Its parameters were set to force the EUT transmitting at maximum output power. The measured power in the radio frequency on the transmitter output terminals shall be reported.

The ERP of mobile transmitters must not exceed 7 Watts for LTE Band 5

The ERP of mobile transmitters must not exceed 3 Watts for LTE Band 12 and Band 13

The EIRP of mobile transmitters must not exceed 2 Watts for LTE Band 2

The EIRP of mobile transmitters must not exceed 1 Watts for LTE Band 4 and Band 66.

According to KDB 412172 D01 Power Approach,

$EIRP = P_T + G_T - L_C$, $ERP = EIRP - 2.15$, where

P_T = transmitter output power in dBm

G_T = gain of the transmitting antenna in dBi

L_C = signal attenuation in the connecting cable between the transmitter and antenna in dB

3.4.2 Test Procedures

1. The testing follows ANSI C63.26 Section 5.2
2. The transmitter output port was connected to the system simulator.
3. Set EUT at maximum power through the system simulator.
4. Select lowest, middle, and highest channels for each band and different modulation.
5. Measure and record the power level from the system simulator.



3.5 Peak-to-Average Ratio

3.5.1 Description of the PAR Measurement

Power Complementary Cumulative Distribution Function (CCDF) curves provide a means for characterizing the power peaks of a digitally modulated signal on a statistical basis. A CCDF curve depicts the probability of the peak signal amplitude exceeding the average power level. Most contemporary measurement instrumentation include the capability to produce CCDF curves for an input signal provided that the instrument's resolution bandwidth can be set wide enough to accommodate the entire input signal bandwidth. In measuring transmissions in this band using an average power technique, the peak-to-average ratio (PAR) of the transmission may not exceed 13 dB.

3.5.2 Test Procedures

1. The testing follows ANSI C63.26 Section 5.2.3.4 (CCDF).
2. The EUT was connected to spectrum and system simulator via a power divider.
3. Set the CCDF (Complementary Cumulative Distribution Function) option in spectrum analyzer.
4. The highest RF powers were measured and recorded the maximum PAPR level associated with a probability of 0.1 %.
5. Record the deviation as Peak to Average Ratio.



3.6 Occupied Bandwidth

3.6.1 Description of Occupied Bandwidth Measurement

The occupied bandwidth is the width of a frequency band such that, below the lower and above the upper frequency limits, the mean powers emitted are each equal to a specified percentage 0.5% of the total mean transmitted power.

The 26 dB emission bandwidth is defined as the frequency range between two points, one above and one below the carrier frequency, at which the spectral density of the emission is attenuated 26 dB below the maximum in-band spectral density of the modulated signal. Spectral density (power per unit bandwidth) is to be measured with a detector of resolution bandwidth equal to approximately 1.0% of the emission bandwidth.

3.6.2 Test Procedures

1. The testing follows ANSI C63.26 Section 5.4
2. The EUT was connected to spectrum analyzer and system simulator via a power divider.
3. The spectrum analyzer center frequency is set to the nominal EUT channel center frequency. The span range for the spectrum analyzer shall be between two and five times the anticipated OBW.
4. The nominal resolution bandwidth (RBW) shall be in the range of 1 to 5 % of the anticipated OBW, and the VBW shall be at least 3 times the RBW.
5. Set the detection mode to peak, and the trace mode to max hold.
6. Determine the reference value: Set the EUT to transmit a modulated signal. Allow the trace to stabilize. Set the spectrum analyzer marker to the highest level of the displayed trace.
(this is the reference value)
7. Determine the “-26 dB down amplitude” as equal to (Reference Value – X).
8. Place two markers, one at the lowest and the other at the highest frequency of the envelope of the spectral display such that each marker is at or slightly below the “-X dB down amplitude” determined in step 6. If a marker is below this “-X dB down amplitude” value it shall be placed as close as possible to this value. The OBW is the positive frequency difference between the two markers.
9. Use the 99 % power bandwidth function of the spectrum analyzer and report the measured bandwidth.



3.7 Conducted Band Edge

3.7.1 Description of Conducted Band Edge Measurement

22.917(a)

For operations in the 824 – 849 MHz band, the FCC limit is $43 + 10\log_{10}(P[\text{Watts}])$ dB below the transmitter power $P(\text{Watts})$ in a 100kHz bandwidth. However, in the 1MHz bands immediately outside and adjacent to the licensee's frequency block, a resolution bandwidth of at least one percent of the emission bandwidth of the fundamental emission of the transmitter may be employed.

24.238 (a)

For operations in the 1850-1910 and 1930-1990 MHz band, the FCC limit is $43 + 10\log_{10}(P[\text{Watts}])$ dB below the transmitter power $P(\text{Watts})$ in a 1MHz bandwidth. However, in the 1 MHz bands immediately outside and adjacent to the frequency block a resolution bandwidth of at least one percent of the emission bandwidth of the fundamental emission of the transmitter may be employed.

27.53 (c)

For operations in the 776-788 MHz band, the FCC limit is $43 + 10\log_{10}(P[\text{Watts}])$ dB below the transmitter power $P(\text{Watts})$ in a 100 kHz bandwidth. However, in the 100 kHz bands immediately outside and adjacent to the frequency block, a resolution bandwidth of at least 30 kHz may be employed. In addition, the power of any unwanted emissions in any 6.25 kHz bandwidth for all frequencies between 763-775 MHz and 793-806 MHz shall be attenuated below the transmitter power, P (dBW), by at least $65 + 10 \log_{10} p(\text{watts})$, dB, for mobile and portable equipment.

27.53 (g)

For operations in the 600MHz band and 698 -746 MHz band, the FCC limit is $43 + 10\log_{10}(P[\text{Watts}])$ dB below the transmitter power $P(\text{Watts})$ in a 100 kHz bandwidth. However, in the 100 kilohertz bands immediately outside and adjacent to a licensee's frequency block, a resolution bandwidth of at least 30 kHz may be employed.

27.53 (h)

For operations in the 1710 – 1755 MHz band, the FCC limit is $43 + 10\log_{10}(P[\text{Watts}])$ dB below the transmitter power $P(\text{Watts})$ in a 1 MHz bandwidth. However, in the 1MHz bands immediately outside and adjacent to the licensee's frequency block, a resolution bandwidth of at least one percent of the emission bandwidth of the fundamental emission of the transmitter may be employed.



27.53(m)(4)

For mobile digital stations, the attenuation factor shall be not less than $40 + 10 \log (P)$ dB on all frequencies between the channel edge and 5 megahertz from the channel edge, $43 + 10 \log (P)$ dB on all frequencies between 5 megahertz and X megahertz from the channel edge, and $55 + 10 \log (P)$ dB on all frequencies more than X megahertz from the channel edge, where X is the greater of 6 megahertz or the actual emission bandwidth as defined in paragraph (m)(6) of this section. In addition, the attenuation factor shall not be less that $43 + 10 \log (P)$ dB on all frequencies between 2490.5 MHz and 2496 MHz and $55 + 10 \log (P)$ dB at or below 2490.5 MHz. Mobile Satellite Service licensees operating on frequencies below 2495 MHz may also submit a documented interference complaint against BRS licensees operating on channel BRS Channel 1 on the same terms and conditions as adjacent channel BRS or EBS licensees.

3.7.2 Test Procedures

1. The testing follows ANSI C63.26 section 5.7
2. The EUT was connected to spectrum analyzer and system simulator via a power divider.
3. The band edges of low and high channels for the highest RF powers were measured.
4. Set RBW \geq 1% EBW in the 1MHz band immediately outside and adjacent to the band edge.
5. Beyond the 1 MHz band from the band edge, RBW=1MHz was used Set spectrum analyzer with RMS detector.
6. The RF fundamental frequency should be excluded against the limit line in the operating frequency band.
7. Checked that all the results comply with the emission limit line.

Example:

$$\begin{aligned} &\text{The limit line is derived from } 43 + 10\log(P)\text{dB below the transmitter power } P(\text{Watts}) \\ &= P(\text{W}) - [43 + 10\log(P)] \text{ (dB)} \\ &= [30 + 10\log(P)] \text{ (dBm)} - [43 + 10\log(P)] \text{ (dB)} = -13\text{dBm}. \end{aligned}$$

8. For LTE Band 7, the other 40 dB, and 55 dB have additionally applied same calculation above.



3.8 Conducted Spurious Emission

3.8.1 Description of Conducted Spurious Emission Measurement

The power of any emission outside of the authorized operating frequency ranges must be lower than the transmitter power (P) by a factor of at least $43 + 10 \log (P)$ dB.

For Band 7:

The power of any emission outside of the authorized operating frequency ranges must be lower than the transmitter power (P) by a factor of at least $55 + 10 \log (P)$ dB.

It is measured by means of a calibrated spectrum analyzer and scanned from 30 MHz up to a frequency including its 10th harmonic.

3.8.2 Test Procedures

1. The testing follows ANSI C63.26 section 5.7
2. The EUT was connected to spectrum analyzer and system simulator via a power divider.
3. The RF output of EUT was connected to the spectrum analyzer by RF cable and attenuator. The path loss was compensated to the results for each measurement.
4. The middle channel for the highest RF power within the transmitting frequency was measured.
5. The conducted spurious emission for the whole frequency range was taken.
6. Make the measurement with the spectrum analyzer's RBW = 1MHz, VBW = 3MHz.
7. Set spectrum analyzer with RMS detector.
8. Taking the record of maximum spurious emission.
9. The RF fundamental frequency should be excluded against the limit line in the operating frequency band.
10. The limit line is derived from $43 + 10\log(P)$ dB below the transmitter power P(Watts)
= $P(W) - [43 + 10\log(P)]$ (dB)
= $[30 + 10\log(P)]$ (dBm) - $[43 + 10\log(P)]$ (dB)
= -13dBm.
11. For Band 7
The limit line is derived from $55 + 10\log(P)$ dB below the transmitter power P(Watts)
= $P(W) - [55 + 10\log(P)]$ (dB)
= $[30 + 10\log(P)]$ (dBm) - $[55 + 10\log(P)]$ (dB)
= -25dBm.



3.9 Frequency Stability

3.9.1 Description of Frequency Stability Measurement

The frequency stability shall be measured by variation of ambient temperature and variation of primary supply voltage to ensure that the fundamental emission stays within the authorized frequency block. The frequency stability of the transmitter shall be maintained within $\pm 0.00025\%$ ($\pm 2.5\text{ppm}$) of the center frequency.

3.9.2 Test Procedures for Temperature Variation

1. The testing follows ANSI C63.26 section 5.6.4
2. The EUT was set up in the thermal chamber and connected with the system simulator.
3. With power OFF, the temperature was decreased to -30°C and the EUT was stabilized before testing. Power was applied and the maximum change in frequency was recorded within one minute.
4. With power OFF, the temperature was raised in 10°C step up to 50°C . The EUT was stabilized at each step for at least half an hour. Power was applied and the maximum frequency change was recorded within one minute.

3.9.3 Test Procedures for Voltage Variation

1. The testing follows ANSI C63.26 section 5.6.5
2. The EUT was placed in a temperature chamber at $20\pm 5^{\circ}\text{C}$ and connected with the system simulator.
3. The power supply voltage to the EUT was varied from 85% to 115% of the nominal value for other than hand carried battery equipment.
4. For hand carried, battery powered equipment, reduce the primary ac or dc supply voltage to the battery operating end point, which shall be specified by the manufacturer.
5. The variation in frequency was measured for the worst case.

4 Radiated Test Items

4.1 Measuring Instruments

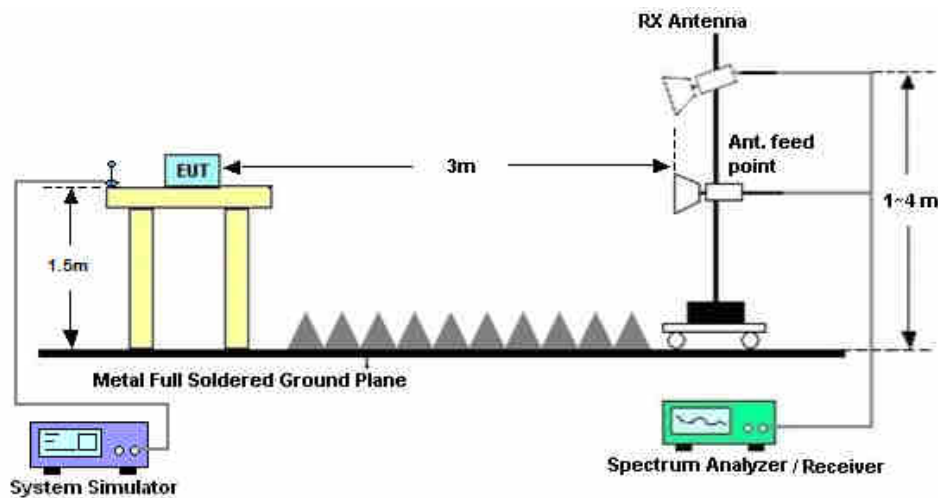
See list of measuring instruments of this test report.

4.2 Test Setup

4.2.1 For radiated test from 30MHz to 1GHz



4.2.2 For radiated test above 1GHz



4.3 Test Result of Radiated Test

Please refer to Appendix B.



4.4 Radiated Spurious Emission

4.4.1 Description of Radiated Spurious Emission

The radiated spurious emission was measured by substitution method according to ANSI C63.26. The power of any emission outside of the authorized operating frequency ranges must be attenuated below the transmitter power (P) by a factor of at least $43 + 10 \log (P)$ dB.

For Band 7

The power of any emission outside of the authorized operating frequency ranges must be attenuated below the transmitter power (P) by a factor of at least $55 + 10 \log (P)$ dB.

For LTE Band 13

For operations in the 746-758 MHz, 775-788 MHz, and 805-806 MHz bands, emissions in the band 1559-1610 MHz shall be limited to -70 dBW/MHz equivalent isotropically radiated power (EIRP) for wideband signals, and -80 dBW EIRP for discrete emissions of less than 700 Hz bandwidth.

The spectrum is scanned from 30 MHz up to a frequency including its 10th harmonic.

4.4.2 Test Procedures

1. The testing follows ANSI C63.26 Section 5.5
2. The EUT was placed on a turntable with 0.8 meter height for frequency below 1GHz and 1.5 meter height for frequency above 1GHz respectively above ground.
3. The EUT was set 3 meters from the receiving antenna mounted on the antenna tower.
4. The table was rotated 360 degrees to determine the position of the highest spurious emission.
5. The height of the receiving antenna is varied between 1m to 4m to search the maximum spurious emission for both horizontal and vertical polarizations.
6. During the measurement, the system simulator parameters were set to force the EUT transmitting at maximum output power.
7. Make the measurement with the spectrum analyzer's RBW = 1MHz, VBW = 3MHz, taking the record of maximum spurious emission.
8. A horn antenna was substituted in place of the EUT and was driven by a signal generator.
9. Tune the output power of signal generator to the same emission level with EUT maximum spurious emission.
10. $EIRP (dBm) = S.G. Power - Tx Cable Loss + Tx Antenna Gain$
11. $ERP (dBm) = EIRP - 2.15$
12. The RF fundamental frequency should be excluded against the limit line in the operating frequency band.
The limit line is derived from $43 + 10\log(P)$ dB below the transmitter power P(Watts)
 $= P(W) - [43 + 10\log(P)] (dB)$
 $= [30 + 10\log(P)] (dBm) - [43 + 10\log(P)] (dB)$
 $= -13dBm.$
13. For Band 7:
The limit line is derived from $55 + 10\log(P)$ dB below the transmitter power P(Watts)



5 List of Measuring Equipment

| Instrument | Manufacturer | Model No. | Serial No. | Characteristics | Calibration Date | Test Date | Due Date | Remark |
|--------------------------------|--------------|--------------------------------|-------------|-------------------------|------------------|---------------------------------|---------------|--------------------------|
| Spectrum Analyzer | R&S | FSV40 | 100319 | 10Hz~40GHz | Oct. 11, 2018 | Apr. 25, 2019~ May. 03, 2019 | Oct. 10, 2019 | Conducted (TH01-KS) |
| Temperature & humidity chamber | Hongzhan | LP-150U | H2014011440 | -40~+150°C 20%~95%RH | Jun. 27, 2018 | Apr. 25, 2019~ May. 03, 2019 | Jun. 26, 2019 | Conducted (TH01-KS) |
| EXA Spectrum Analyzer | Keysight | N9010A | MY55370528 | 10Hz~44GHz | Oct. 09, 2018 | Apr. 29, 2019~ Apr. 30, 2019 | Oct. 08, 2019 | Radiation (03CH05-KS) |
| Bilog Antenna | TeseQ | CBL6111D | 49922 | 30MHz~1GHz | Jun. 12, 2018 | Apr. 29, 2019~ Apr. 30, 2019 | Jun. 11, 2019 | Radiation (03CH05-KS) |
| Double Ridge Horn Antenna | ETS-Lindgren | 3117 | 75959 | 1GHz~18GHz | Jan. 27, 2019 | Apr. 29, 2019~ Apr. 30, 2019 | Jan. 26, 2020 | Radiation (03CH05-KS) |
| SHF-EHF Horn | Com-power | AH-840 | 101070 | 18GHz~40GHz | Jan. 05, 2019 | Apr. 29, 2019~ Apr. 30, 2019 | Jan. 04, 2020 | Radiation (03CH05-KS) |
| Amplifier | SONOMA | 310N | 187289 | 9KHz~1GHz | Aug. 06, 2018 | Apr. 29, 2019~ Apr. 30, 2019 | Aug. 05, 2019 | Radiation (03CH05-KS) |
| Amplifier | MITEQ | TTA1840-35 -HG | 2014749 | 18~40GHz | Jan. 14, 2019 | Apr. 29, 2019~ Apr. 30, 2019 | Jan. 13, 2020 | Radiation (03CH05-KS) |
| high gain Amplifier | MITEQ | AMF-7D-00 101800-30-1 OP | 2025788 | 1Ghz~18Ghz | Aug. 17, 2018 | Apr. 29, 2019~ Apr. 30, 2019 | Aug. 16, 2019 | Radiation (03CH05-KS) |
| Amplifier | Keysight | 83017A | MY53270316 | 500MHz~26.5GHz | Dec. 22, 2018 | Apr. 29, 2019~ Apr. 30, 2019 | Dec. 21, 2019 | Radiation (03CH05-KS) |
| AC Power Source | Chroma | 61601 | F104090004 | N/A | NCR | Apr. 29, 2019~ Apr. 30, 2019 | NCR | Radiation (03CH05-KS) |
| Turn Table | ChamPro | EM 1000-T | 060762-T | 0~360 degree | NCR | Apr. 29, 2019~ Apr. 30, 2019 | NCR | Radiation (03CH05-KS) |
| Antenna Mast | ChamPro | EM 1000-A | 060762-A | 1 m~4 m | NCR | Apr. 29, 2019~ Apr. 30, 2019 | NCR | Radiation (03CH05-KS) |



6 Uncertainty of Evaluation

The measurement uncertainties shown below were calculated in accordance with the requirements of ANSI 63.26-2015. All the measurement uncertainty value were shown with a coverage K=2 to indicate 95% level of confidence. The measurement data show herein meets or exceeds the CISPR measurement uncertainty values specified in CISPR 16-4-2 and can be compared directly to specified limit to determine compliance.

Uncertainty of Radiated Emission Measurement (30 MHz ~ 1000 MHz)

| | |
|---|--------|
| Measuring Uncertainty for a Level of Confidence of 95% (U = 2Uc(y)) | 2.5 dB |
|---|--------|

Uncertainty of Radiated Emission Measurement (1 GHz ~ 40 GHz)

| | |
|---|--------|
| Measuring Uncertainty for a Level of Confidence of 95% (U = 2Uc(y)) | 2.1 dB |
|---|--------|



Appendix A. Test Results of Conducted Test

Conducted Output Power(Average power)

| LTE Band 2 Maximum Average Power [dBm] | | | | | | |
|--|---------|-----------|--------|--------|--------|---------|
| BW [MHz] | RB Size | RB Offset | Mod | Lowest | Middle | Highest |
| 20 | 1 | 0 | QPSK | 23.99 | 23.60 | 23.58 |
| 20 | 1 | 49 | | 23.74 | 23.65 | 23.94 |
| 20 | 1 | 99 | | 23.65 | 23.85 | 23.67 |
| 20 | 50 | 0 | | 22.90 | 22.71 | 22.72 |
| 20 | 50 | 24 | | 22.70 | 22.65 | 22.71 |
| 20 | 50 | 50 | | 22.75 | 22.63 | 22.73 |
| 20 | 100 | 0 | | 22.78 | 22.72 | 22.75 |
| 20 | 1 | 0 | 16-QAM | 22.71 | 22.65 | 22.60 |
| 20 | 1 | 49 | | 23.06 | 23.08 | 23.09 |
| 20 | 1 | 99 | | 22.67 | 22.64 | 22.62 |
| 20 | 50 | 0 | | 21.90 | 21.91 | 21.82 |
| 20 | 50 | 24 | | 21.80 | 21.87 | 21.82 |
| 20 | 50 | 50 | | 21.74 | 21.74 | 21.86 |
| 20 | 100 | 0 | | 21.76 | 21.74 | 21.86 |
| 15 | 1 | 0 | QPSK | 23.64 | 23.81 | 23.68 |
| 15 | 1 | 37 | | 23.81 | 23.98 | 23.90 |
| 15 | 1 | 74 | | 23.59 | 23.52 | 23.64 |
| 15 | 36 | 0 | | 22.88 | 22.74 | 22.76 |
| 15 | 36 | 20 | | 22.83 | 22.69 | 22.85 |
| 15 | 36 | 39 | | 22.66 | 22.58 | 22.72 |
| 15 | 75 | 0 | | 22.79 | 22.68 | 22.75 |
| 15 | 1 | 0 | 16-QAM | 22.77 | 22.66 | 22.55 |
| 15 | 1 | 37 | | 23.00 | 23.00 | 22.67 |
| 15 | 1 | 74 | | 22.65 | 22.68 | 22.67 |
| 15 | 36 | 0 | | 21.89 | 21.77 | 21.84 |
| 15 | 36 | 20 | | 21.94 | 21.80 | 21.82 |
| 15 | 36 | 39 | | 21.78 | 21.70 | 21.85 |
| 15 | 75 | 0 | | 21.90 | 21.70 | 21.86 |



| LTE Band 2 Maximum Average Power [dBm] | | | | | | |
|--|---------|-----------|--------|--------|--------|---------|
| BW [MHz] | RB Size | RB Offset | Mod | Lowest | Middle | Highest |
| 10 | 1 | 0 | QPSK | 23.90 | 23.69 | 23.71 |
| 10 | 1 | 25 | | 23.89 | 23.65 | 23.86 |
| 10 | 1 | 49 | | 23.67 | 23.49 | 23.91 |
| 10 | 25 | 0 | | 22.88 | 22.67 | 22.85 |
| 10 | 25 | 12 | | 22.85 | 22.63 | 22.66 |
| 10 | 25 | 25 | | 22.69 | 22.56 | 22.68 |
| 10 | 50 | 0 | | 22.83 | 22.62 | 22.69 |
| 10 | 1 | 0 | 16-QAM | 22.30 | 22.30 | 22.65 |
| 10 | 1 | 25 | | 22.52 | 22.34 | 22.60 |
| 10 | 1 | 49 | | 22.28 | 22.24 | 22.18 |
| 10 | 25 | 0 | | 21.97 | 21.87 | 21.77 |
| 10 | 25 | 12 | | 21.94 | 22.05 | 21.79 |
| 10 | 25 | 25 | | 21.80 | 21.85 | 21.89 |
| 10 | 50 | 0 | | 21.84 | 21.63 | 21.82 |
| 5 | 1 | 0 | QPSK | 23.79 | 23.65 | 23.73 |
| 5 | 1 | 12 | | 23.97 | 23.72 | 23.85 |
| 5 | 1 | 24 | | 23.54 | 23.61 | 23.49 |
| 5 | 12 | 0 | | 22.70 | 22.71 | 22.71 |
| 5 | 12 | 7 | | 22.71 | 22.74 | 22.81 |
| 5 | 12 | 13 | | 22.67 | 22.67 | 22.71 |
| 5 | 25 | 0 | | 22.77 | 22.68 | 22.76 |
| 5 | 1 | 0 | 16-QAM | 22.45 | 22.32 | 22.51 |
| 5 | 1 | 12 | | 22.76 | 22.75 | 22.77 |
| 5 | 1 | 24 | | 22.28 | 22.71 | 22.56 |
| 5 | 12 | 0 | | 21.75 | 21.83 | 21.69 |
| 5 | 12 | 7 | | 21.81 | 21.77 | 21.67 |
| 5 | 12 | 13 | | 21.79 | 21.71 | 21.84 |
| 5 | 25 | 0 | | 21.77 | 21.72 | 21.88 |



| LTE Band 2 Maximum Average Power [dBm] | | | | | | |
|--|---------|-----------|--------|--------|--------|---------|
| BW [MHz] | RB Size | RB Offset | Mod | Lowest | Middle | Highest |
| 3 | 1 | 0 | QPSK | 23.80 | 23.65 | 23.76 |
| 3 | 1 | 8 | | 23.65 | 23.53 | 23.86 |
| 3 | 1 | 14 | | 23.71 | 23.49 | 23.77 |
| 3 | 8 | 0 | | 22.79 | 22.82 | 22.84 |
| 3 | 8 | 4 | | 22.91 | 22.84 | 22.84 |
| 3 | 8 | 7 | | 22.87 | 22.80 | 22.78 |
| 3 | 15 | 0 | | 22.82 | 22.71 | 22.78 |
| 3 | 1 | 0 | 16-QAM | 22.75 | 22.56 | 22.55 |
| 3 | 1 | 8 | | 22.59 | 22.33 | 22.36 |
| 3 | 1 | 14 | | 22.77 | 22.39 | 22.69 |
| 3 | 8 | 0 | | 21.67 | 21.76 | 21.60 |
| 3 | 8 | 4 | | 21.69 | 21.80 | 21.82 |
| 3 | 8 | 7 | | 21.67 | 21.86 | 21.91 |
| 3 | 15 | 0 | | 21.82 | 21.90 | 21.90 |
| 1.4 | 1 | 0 | QPSK | 23.57 | 23.62 | 23.67 |
| 1.4 | 1 | 3 | | 23.62 | 23.56 | 23.70 |
| 1.4 | 1 | 5 | | 23.72 | 23.62 | 23.70 |
| 1.4 | 3 | 0 | | 23.79 | 23.62 | 23.81 |
| 1.4 | 3 | 1 | | 23.91 | 23.65 | 23.88 |
| 1.4 | 3 | 3 | | 23.90 | 23.61 | 23.80 |
| 1.4 | 6 | 0 | | 22.69 | 22.64 | 22.61 |
| 1.4 | 1 | 0 | 16-QAM | 22.38 | 22.41 | 22.70 |
| 1.4 | 1 | 3 | | 22.64 | 22.60 | 22.65 |
| 1.4 | 1 | 5 | | 22.84 | 22.45 | 22.70 |
| 1.4 | 3 | 0 | | 22.92 | 22.82 | 22.82 |
| 1.4 | 3 | 1 | | 22.96 | 22.77 | 22.94 |
| 1.4 | 3 | 3 | | 22.89 | 22.62 | 22.99 |
| 1.4 | 6 | 0 | | 21.74 | 21.58 | 21.77 |



| LTE Band 4 Maximum Average Power [dBm] | | | | | | |
|--|---------|-----------|--------|--------|--------|---------|
| BW [MHz] | RB Size | RB Offset | Mod | Lowest | Middle | Highest |
| 20 | 1 | 0 | QPSK | 23.77 | 23.84 | 23.89 |
| 20 | 1 | 49 | | 23.79 | 23.86 | 23.90 |
| 20 | 1 | 99 | | 23.59 | 23.85 | 23.59 |
| 20 | 50 | 0 | | 22.80 | 22.79 | 22.97 |
| 20 | 50 | 24 | | 22.81 | 22.79 | 22.74 |
| 20 | 50 | 50 | | 22.74 | 22.73 | 22.68 |
| 20 | 100 | 0 | | 22.71 | 22.71 | 22.79 |
| 20 | 1 | 0 | 16-QAM | 22.44 | 22.55 | 22.62 |
| 20 | 1 | 49 | | 22.31 | 22.37 | 22.54 |
| 20 | 1 | 99 | | 22.20 | 22.21 | 22.19 |
| 20 | 50 | 0 | | 21.95 | 21.97 | 22.05 |
| 20 | 50 | 24 | | 21.93 | 21.96 | 21.92 |
| 20 | 50 | 50 | | 21.82 | 22.02 | 21.88 |
| 20 | 100 | 0 | | 21.84 | 21.89 | 21.86 |
| 15 | 1 | 0 | QPSK | 23.71 | 23.84 | 23.70 |
| 15 | 1 | 37 | | 23.86 | 23.70 | 23.72 |
| 15 | 1 | 74 | | 23.80 | 23.77 | 23.76 |
| 15 | 36 | 0 | | 22.85 | 22.83 | 22.82 |
| 15 | 36 | 20 | | 22.78 | 22.79 | 22.69 |
| 15 | 36 | 39 | | 22.68 | 22.81 | 22.68 |
| 15 | 75 | 0 | | 22.73 | 22.85 | 22.68 |
| 15 | 1 | 0 | 16-QAM | 22.40 | 22.38 | 22.47 |
| 15 | 1 | 37 | | 22.65 | 22.50 | 22.58 |
| 15 | 1 | 74 | | 22.46 | 22.18 | 22.25 |
| 15 | 36 | 0 | | 21.80 | 21.93 | 22.03 |
| 15 | 36 | 20 | | 21.88 | 21.97 | 21.79 |
| 15 | 36 | 39 | | 21.78 | 21.90 | 21.68 |
| 15 | 75 | 0 | | 21.92 | 21.93 | 21.78 |



| LTE Band 4 Maximum Average Power [dBm] | | | | | | |
|--|---------|-----------|--------|--------|--------|---------|
| BW [MHz] | RB Size | RB Offset | Mod | Lowest | Middle | Highest |
| 10 | 1 | 0 | QPSK | 23.63 | 23.78 | 23.80 |
| 10 | 1 | 25 | | 23.66 | 23.89 | 23.81 |
| 10 | 1 | 49 | | 23.65 | 23.77 | 23.67 |
| 10 | 25 | 0 | | 22.76 | 22.80 | 22.68 |
| 10 | 25 | 12 | | 22.60 | 22.76 | 22.75 |
| 10 | 25 | 25 | | 22.62 | 22.75 | 22.65 |
| 10 | 50 | 0 | | 22.74 | 22.73 | 22.69 |
| 10 | 1 | 0 | 16-QAM | 22.57 | 22.60 | 22.46 |
| 10 | 1 | 25 | | 22.40 | 22.65 | 22.48 |
| 10 | 1 | 49 | | 22.18 | 22.49 | 22.43 |
| 10 | 25 | 0 | | 21.94 | 21.90 | 21.89 |
| 10 | 25 | 12 | | 21.90 | 21.85 | 21.86 |
| 10 | 25 | 25 | | 21.70 | 21.85 | 21.75 |
| 10 | 50 | 0 | | 21.83 | 21.92 | 21.78 |
| 5 | 1 | 0 | QPSK | 23.66 | 23.54 | 23.67 |
| 5 | 1 | 12 | | 23.70 | 23.74 | 23.65 |
| 5 | 1 | 24 | | 23.48 | 23.88 | 23.77 |
| 5 | 12 | 0 | | 22.78 | 22.76 | 22.79 |
| 5 | 12 | 7 | | 22.66 | 22.89 | 22.78 |
| 5 | 12 | 13 | | 22.66 | 22.72 | 22.66 |
| 5 | 25 | 0 | | 22.71 | 22.78 | 22.73 |
| 5 | 1 | 0 | 16-QAM | 22.88 | 22.50 | 22.50 |
| 5 | 1 | 12 | | 22.96 | 22.55 | 22.59 |
| 5 | 1 | 24 | | 22.46 | 22.55 | 22.61 |
| 5 | 12 | 0 | | 21.76 | 21.66 | 21.86 |
| 5 | 12 | 7 | | 21.73 | 21.92 | 21.79 |
| 5 | 12 | 13 | | 21.64 | 21.82 | 21.75 |
| 5 | 25 | 0 | | 21.90 | 21.93 | 21.85 |



| LTE Band 4 Maximum Average Power [dBm] | | | | | | |
|--|---------|-----------|--------|--------|--------|---------|
| BW [MHz] | RB Size | RB Offset | Mod | Lowest | Middle | Highest |
| 3 | 1 | 0 | QPSK | 23.82 | 23.60 | 23.36 |
| 3 | 1 | 8 | | 23.72 | 23.57 | 23.45 |
| 3 | 1 | 14 | | 23.66 | 23.85 | 23.45 |
| 3 | 8 | 0 | | 22.95 | 22.83 | 22.72 |
| 3 | 8 | 4 | | 22.90 | 22.85 | 22.70 |
| 3 | 8 | 7 | | 22.90 | 22.86 | 22.63 |
| 3 | 15 | 0 | | 22.96 | 22.81 | 22.65 |
| 3 | 1 | 0 | 16-QAM | 22.94 | 22.79 | 22.77 |
| 3 | 1 | 8 | | 22.85 | 22.93 | 22.80 |
| 3 | 1 | 14 | | 22.66 | 22.68 | 22.83 |
| 3 | 8 | 0 | | 21.61 | 21.66 | 21.57 |
| 3 | 8 | 4 | | 21.70 | 21.82 | 21.54 |
| 3 | 8 | 7 | | 21.91 | 21.96 | 21.57 |
| 3 | 15 | 0 | | 21.84 | 21.61 | 21.68 |
| 1.4 | 1 | 0 | QPSK | 23.74 | 23.69 | 23.56 |
| 1.4 | 1 | 3 | | 23.81 | 23.85 | 23.66 |
| 1.4 | 1 | 5 | | 23.87 | 23.80 | 23.59 |
| 1.4 | 3 | 0 | | 23.82 | 23.84 | 23.80 |
| 1.4 | 3 | 1 | | 23.80 | 23.79 | 23.76 |
| 1.4 | 3 | 3 | | 23.84 | 23.88 | 23.77 |
| 1.4 | 6 | 0 | | 22.84 | 22.85 | 22.62 |
| 1.4 | 1 | 0 | 16-QAM | 23.00 | 22.86 | 22.58 |
| 1.4 | 1 | 3 | | 22.96 | 22.94 | 22.64 |
| 1.4 | 1 | 5 | | 22.65 | 22.88 | 22.68 |
| 1.4 | 3 | 0 | | 22.64 | 22.67 | 22.57 |
| 1.4 | 3 | 1 | | 22.62 | 22.64 | 22.63 |
| 1.4 | 3 | 3 | | 22.61 | 22.57 | 22.53 |
| 1.4 | 6 | 0 | | 21.67 | 21.30 | 21.62 |



| LTE Band 5 Maximum Average Power [dBm] | | | | | | |
|--|---------|-----------|--------|--------|--------|---------|
| BW [MHz] | RB Size | RB Offset | Mod | Lowest | Middle | Highest |
| 10 | 1 | 0 | QPSK | 24.08 | 23.77 | 23.71 |
| 10 | 1 | 25 | | 24.10 | 24.13 | 24.21 |
| 10 | 1 | 49 | | 23.77 | 23.75 | 23.74 |
| 10 | 25 | 0 | | 23.08 | 23.03 | 22.95 |
| 10 | 25 | 12 | | 22.98 | 22.98 | 22.98 |
| 10 | 25 | 25 | | 22.92 | 22.96 | 22.85 |
| 10 | 50 | 0 | | 22.97 | 23.00 | 22.98 |
| 10 | 1 | 0 | 16-QAM | 22.33 | 22.40 | 22.69 |
| 10 | 1 | 25 | | 22.32 | 22.33 | 22.72 |
| 10 | 1 | 49 | | 22.58 | 22.36 | 22.34 |
| 10 | 25 | 0 | | 22.06 | 21.96 | 21.82 |
| 10 | 25 | 12 | | 22.09 | 22.02 | 22.07 |
| 10 | 25 | 25 | | 21.83 | 21.99 | 21.93 |
| 10 | 50 | 0 | | 22.05 | 22.03 | 21.98 |
| 5 | 1 | 0 | QPSK | 23.67 | 23.61 | 23.75 |
| 5 | 1 | 12 | | 24.03 | 23.99 | 24.01 |
| 5 | 1 | 24 | | 23.81 | 23.77 | 23.69 |
| 5 | 12 | 0 | | 22.80 | 22.91 | 22.92 |
| 5 | 12 | 7 | | 22.96 | 22.97 | 22.94 |
| 5 | 12 | 13 | | 22.90 | 22.95 | 22.82 |
| 5 | 25 | 0 | | 22.89 | 22.90 | 22.92 |
| 5 | 1 | 0 | 16-QAM | 22.90 | 22.84 | 22.61 |
| 5 | 1 | 12 | | 23.00 | 23.06 | 22.80 |
| 5 | 1 | 24 | | 22.83 | 22.65 | 22.68 |
| 5 | 12 | 0 | | 21.80 | 21.89 | 21.74 |
| 5 | 12 | 7 | | 22.05 | 21.93 | 21.84 |
| 5 | 12 | 13 | | 21.98 | 22.02 | 21.92 |
| 5 | 25 | 0 | | 21.90 | 22.01 | 21.94 |



| LTE Band 5 Maximum Average Power [dBm] | | | | | | |
|--|---------|-----------|--------|--------|--------|---------|
| BW [MHz] | RB Size | RB Offset | Mod | Lowest | Middle | Highest |
| 3 | 1 | 0 | QPSK | 23.90 | 24.01 | 24.02 |
| 3 | 1 | 8 | | 23.83 | 23.91 | 24.06 |
| 3 | 1 | 14 | | 23.93 | 23.92 | 23.95 |
| 3 | 8 | 0 | | 22.96 | 22.91 | 23.09 |
| 3 | 8 | 4 | | 22.95 | 23.04 | 22.95 |
| 3 | 8 | 7 | | 22.98 | 22.99 | 22.95 |
| 3 | 15 | 0 | | 22.93 | 22.99 | 22.90 |
| 3 | 1 | 0 | 16-QAM | 22.17 | 22.28 | 22.30 |
| 3 | 1 | 8 | | 22.41 | 22.65 | 22.19 |
| 3 | 1 | 14 | | 22.61 | 22.56 | 22.49 |
| 3 | 8 | 0 | | 21.90 | 21.78 | 21.90 |
| 3 | 8 | 4 | | 21.99 | 21.84 | 22.00 |
| 3 | 8 | 7 | | 22.10 | 21.74 | 22.09 |
| 3 | 15 | 0 | | 21.95 | 21.91 | 22.00 |
| 1.4 | 1 | 0 | QPSK | 23.87 | 23.81 | 24.02 |
| 1.4 | 1 | 3 | | 24.01 | 23.81 | 23.94 |
| 1.4 | 1 | 5 | | 23.94 | 23.95 | 23.94 |
| 1.4 | 3 | 0 | | 23.84 | 23.88 | 24.03 |
| 1.4 | 3 | 1 | | 23.88 | 23.92 | 24.05 |
| 1.4 | 3 | 3 | | 24.04 | 23.88 | 24.05 |
| 1.4 | 6 | 0 | | 22.80 | 22.91 | 23.01 |
| 1.4 | 1 | 0 | 16-QAM | 22.87 | 22.86 | 23.06 |
| 1.4 | 1 | 3 | | 22.86 | 22.80 | 23.15 |
| 1.4 | 1 | 5 | | 22.74 | 22.78 | 23.09 |
| 1.4 | 3 | 0 | | 22.81 | 23.13 | 22.99 |
| 1.4 | 3 | 1 | | 22.91 | 23.12 | 22.81 |
| 1.4 | 3 | 3 | | 22.96 | 22.85 | 22.87 |
| 1.4 | 6 | 0 | | 21.77 | 21.88 | 22.01 |



| LTE Band 7 Maximum Average Power [dBm] | | | | | | |
|--|---------|-----------|--------|--------|--------|---------|
| BW [MHz] | RB Size | RB Offset | Mod | Lowest | Middle | Highest |
| 20 | 1 | 0 | QPSK | 24.80 | 24.80 | 24.68 |
| 20 | 1 | 49 | | 24.84 | 24.89 | 24.99 |
| 20 | 1 | 99 | | 24.63 | 24.58 | 24.77 |
| 20 | 50 | 0 | | 23.77 | 23.83 | 23.85 |
| 20 | 50 | 24 | | 23.84 | 23.80 | 23.93 |
| 20 | 50 | 50 | | 23.79 | 23.75 | 23.94 |
| 20 | 100 | 0 | | 23.87 | 23.80 | 23.95 |
| 20 | 1 | 0 | 16-QAM | 23.31 | 23.62 | 23.49 |
| 20 | 1 | 49 | | 23.63 | 23.65 | 23.45 |
| 20 | 1 | 99 | | 23.35 | 23.50 | 23.72 |
| 20 | 50 | 0 | | 22.69 | 22.79 | 22.79 |
| 20 | 50 | 24 | | 22.92 | 22.74 | 22.89 |
| 20 | 50 | 50 | | 22.64 | 22.79 | 22.97 |
| 20 | 100 | 0 | | 22.90 | 22.76 | 22.89 |
| 15 | 1 | 0 | QPSK | 24.89 | 24.70 | 24.94 |
| 15 | 1 | 37 | | 24.91 | 24.90 | 24.98 |
| 15 | 1 | 74 | | 24.84 | 24.87 | 24.90 |
| 15 | 36 | 0 | | 23.93 | 23.74 | 23.83 |
| 15 | 36 | 20 | | 23.80 | 23.69 | 23.94 |
| 15 | 36 | 39 | | 23.81 | 23.73 | 23.86 |
| 15 | 75 | 0 | | 23.74 | 23.70 | 23.91 |
| 15 | 1 | 0 | 16-QAM | 23.55 | 23.69 | 23.43 |
| 15 | 1 | 37 | | 23.45 | 23.90 | 23.70 |
| 15 | 1 | 74 | | 23.54 | 23.63 | 23.59 |
| 15 | 36 | 0 | | 22.77 | 22.65 | 22.98 |
| 15 | 36 | 20 | | 22.79 | 22.84 | 22.97 |
| 15 | 36 | 39 | | 22.87 | 22.81 | 22.91 |
| 15 | 75 | 0 | | 22.78 | 22.85 | 22.97 |



| LTE Band 7 Maximum Average Power [dBm] | | | | | | |
|--|---------|-----------|--------|--------|--------|---------|
| BW [MHz] | RB Size | RB Offset | Mod | Lowest | Middle | Highest |
| 10 | 1 | 0 | QPSK | 24.47 | 24.66 | 24.70 |
| 10 | 1 | 25 | | 24.70 | 24.80 | 24.80 |
| 10 | 1 | 49 | | 24.51 | 24.67 | 24.92 |
| 10 | 25 | 0 | | 23.84 | 23.70 | 23.88 |
| 10 | 25 | 12 | | 23.80 | 23.73 | 23.94 |
| 10 | 25 | 25 | | 23.80 | 23.68 | 23.91 |
| 10 | 50 | 0 | | 23.82 | 23.70 | 23.88 |
| 10 | 1 | 0 | 16-QAM | 23.63 | 23.49 | 23.62 |
| 10 | 1 | 25 | | 23.91 | 23.64 | 23.71 |
| 10 | 1 | 49 | | 23.55 | 23.50 | 23.48 |
| 10 | 25 | 0 | | 22.84 | 22.77 | 22.91 |
| 10 | 25 | 12 | | 22.87 | 22.77 | 22.99 |
| 10 | 25 | 25 | | 22.83 | 22.74 | 22.90 |
| 10 | 50 | 0 | | 22.78 | 22.77 | 22.89 |
| 5 | 1 | 0 | QPSK | 24.70 | 24.68 | 24.64 |
| 5 | 1 | 12 | | 24.94 | 24.78 | 24.96 |
| 5 | 1 | 24 | | 24.64 | 24.59 | 24.74 |
| 5 | 12 | 0 | | 23.91 | 23.81 | 23.84 |
| 5 | 12 | 7 | | 23.88 | 23.78 | 23.87 |
| 5 | 12 | 13 | | 23.86 | 23.71 | 23.82 |
| 5 | 25 | 0 | | 23.96 | 23.81 | 23.88 |
| 5 | 1 | 0 | 16-QAM | 23.56 | 23.84 | 23.50 |
| 5 | 1 | 12 | | 23.98 | 23.96 | 23.88 |
| 5 | 1 | 24 | | 23.96 | 23.60 | 23.55 |
| 5 | 12 | 0 | | 22.82 | 22.79 | 23.00 |
| 5 | 12 | 7 | | 22.80 | 22.72 | 22.95 |
| 5 | 12 | 13 | | 22.84 | 22.86 | 22.99 |
| 5 | 25 | 0 | | 22.81 | 22.97 | 23.00 |



| LTE Band 12 Maximum Average Power [dBm] | | | | | | |
|---|---------|-----------|--------|--------|--------|---------|
| BW [MHz] | RB Size | RB Offset | Mod | Lowest | Middle | Highest |
| 10 | 1 | 0 | QPSK | 23.73 | 23.71 | 23.70 |
| 10 | 1 | 25 | | 23.91 | 24.18 | 23.93 |
| 10 | 1 | 49 | | 23.69 | 23.70 | 23.77 |
| 10 | 25 | 0 | | 22.78 | 22.90 | 22.89 |
| 10 | 25 | 12 | | 22.83 | 22.91 | 22.85 |
| 10 | 25 | 25 | | 22.93 | 22.75 | 22.84 |
| 10 | 50 | 0 | | 22.87 | 22.80 | 22.89 |
| 10 | 1 | 0 | 16-QAM | 22.47 | 22.50 | 22.61 |
| 10 | 1 | 25 | | 22.87 | 22.88 | 22.87 |
| 10 | 1 | 49 | | 22.50 | 22.50 | 22.49 |
| 10 | 25 | 0 | | 21.75 | 21.93 | 21.92 |
| 10 | 25 | 12 | | 21.83 | 21.91 | 21.80 |
| 10 | 25 | 25 | | 22.09 | 21.73 | 21.69 |
| 10 | 50 | 0 | | 21.96 | 21.69 | 21.91 |
| 5 | 1 | 0 | QPSK | 23.96 | 23.87 | 23.70 |
| 5 | 1 | 12 | | 24.03 | 24.00 | 23.93 |
| 5 | 1 | 24 | | 23.81 | 23.70 | 23.78 |
| 5 | 12 | 0 | | 22.88 | 22.90 | 22.72 |
| 5 | 12 | 7 | | 22.95 | 22.91 | 22.96 |
| 5 | 12 | 13 | | 22.87 | 22.79 | 22.67 |
| 5 | 25 | 0 | | 22.79 | 22.89 | 22.66 |
| 5 | 1 | 0 | 16-QAM | 22.35 | 22.24 | 22.65 |
| 5 | 1 | 12 | | 22.65 | 22.65 | 22.62 |
| 5 | 1 | 24 | | 22.22 | 22.68 | 22.22 |
| 5 | 12 | 0 | | 21.68 | 22.09 | 21.80 |
| 5 | 12 | 7 | | 22.02 | 22.01 | 21.98 |
| 5 | 12 | 13 | | 21.85 | 21.77 | 21.80 |
| 5 | 25 | 0 | | 21.78 | 22.01 | 21.77 |



| LTE Band 12 Maximum Average Power [dBm] | | | | | | |
|---|---------|-----------|--------|--------|--------|---------|
| BW [MHz] | RB Size | RB Offset | Mod | Lowest | Middle | Highest |
| 3 | 1 | 0 | QPSK | 24.05 | 23.70 | 23.89 |
| 3 | 1 | 8 | | 23.93 | 23.83 | 23.61 |
| 3 | 1 | 14 | | 23.97 | 23.82 | 23.93 |
| 3 | 8 | 0 | | 22.91 | 22.92 | 22.96 |
| 3 | 8 | 4 | | 22.90 | 22.93 | 22.77 |
| 3 | 8 | 7 | | 22.94 | 22.90 | 22.73 |
| 3 | 15 | 0 | | 22.93 | 23.00 | 22.83 |
| 3 | 1 | 0 | 16-QAM | 22.49 | 22.38 | 22.65 |
| 3 | 1 | 8 | | 22.24 | 22.36 | 22.48 |
| 3 | 1 | 14 | | 22.28 | 22.22 | 22.70 |
| 3 | 8 | 0 | | 21.75 | 21.89 | 21.94 |
| 3 | 8 | 4 | | 21.90 | 21.98 | 21.76 |
| 3 | 8 | 7 | | 21.96 | 22.04 | 21.82 |
| 3 | 15 | 0 | | 22.00 | 22.01 | 21.83 |
| 1.4 | 1 | 0 | QPSK | 24.00 | 23.90 | 23.55 |
| 1.4 | 1 | 3 | | 24.02 | 23.92 | 23.68 |
| 1.4 | 1 | 5 | | 23.83 | 24.03 | 23.66 |
| 1.4 | 3 | 0 | | 24.05 | 24.14 | 23.71 |
| 1.4 | 3 | 1 | | 23.95 | 24.08 | 23.79 |
| 1.4 | 3 | 3 | | 23.83 | 24.03 | 23.86 |
| 1.4 | 6 | 0 | | 22.79 | 22.98 | 22.72 |
| 1.4 | 1 | 0 | 16-QAM | 22.77 | 22.45 | 22.54 |
| 1.4 | 1 | 3 | | 22.60 | 22.58 | 22.65 |
| 1.4 | 1 | 5 | | 22.71 | 22.45 | 22.43 |
| 1.4 | 3 | 0 | | 22.99 | 22.61 | 22.82 |
| 1.4 | 3 | 1 | | 22.79 | 22.56 | 22.88 |
| 1.4 | 3 | 3 | | 22.82 | 22.83 | 22.82 |
| 1.4 | 6 | 0 | | 21.76 | 21.99 | 21.68 |



| LTE Band 13 Maximum Average Power [dBm] | | | | | | |
|---|---------|-----------|--------|--------|--------|---------|
| BW [MHz] | RB Size | RB Offset | Mod | Lowest | Middle | Highest |
| 10 | 1 | 0 | QPSK | | 23.97 | |
| 10 | 1 | 25 | | | 24.32 | |
| 10 | 1 | 49 | | | 24.22 | |
| 10 | 25 | 0 | | | 23.06 | |
| 10 | 25 | 12 | | | 23.09 | |
| 10 | 25 | 25 | | | 23.13 | |
| 10 | 50 | 0 | | | 23.05 | |
| 10 | 1 | 0 | 16-QAM | | 22.69 | |
| 10 | 1 | 25 | | | 22.71 | |
| 10 | 1 | 49 | | | 22.66 | |
| 10 | 25 | 0 | | | 22.02 | |
| 10 | 25 | 12 | | | 22.33 | |
| 10 | 25 | 25 | | | 22.17 | |
| 10 | 50 | 0 | | | 22.05 | |
| 5 | 1 | 0 | QPSK | 23.89 | 23.78 | 23.93 |
| 5 | 1 | 12 | | 24.13 | 24.13 | 24.24 |
| 5 | 1 | 24 | | 23.99 | 24.13 | 24.04 |
| 5 | 12 | 0 | | 23.10 | 23.03 | 23.05 |
| 5 | 12 | 7 | | 23.05 | 23.07 | 23.05 |
| 5 | 12 | 13 | | 23.02 | 23.05 | 23.08 |
| 5 | 25 | 0 | | 23.06 | 23.00 | 23.03 |
| 5 | 1 | 0 | 16-QAM | 23.17 | 23.13 | 23.03 |
| 5 | 1 | 12 | | 23.25 | 23.35 | 23.39 |
| 5 | 1 | 24 | | 23.12 | 23.08 | 23.25 |
| 5 | 12 | 0 | | 22.19 | 21.92 | 22.14 |
| 5 | 12 | 7 | | 22.23 | 21.99 | 22.22 |
| 5 | 12 | 13 | | 22.19 | 21.97 | 22.16 |
| 5 | 25 | 0 | | 22.15 | 22.09 | 22.12 |



| LTE Band 66 Maximum Average Power [dBm] | | | | | | |
|---|---------|-----------|--------|--------|--------|---------|
| BW [MHz] | RB Size | RB Offset | Mod | Lowest | Middle | Highest |
| 20 | 1 | 0 | QPSK | 23.79 | 23.72 | 23.71 |
| 20 | 1 | 49 | | 24.19 | 23.93 | 23.99 |
| 20 | 1 | 99 | | 23.77 | 23.70 | 23.90 |
| 20 | 50 | 0 | | 22.88 | 22.72 | 22.84 |
| 20 | 50 | 24 | | 22.97 | 22.72 | 22.76 |
| 20 | 50 | 50 | | 22.80 | 22.74 | 22.75 |
| 20 | 100 | 0 | | 22.81 | 22.74 | 22.79 |
| 20 | 1 | 0 | 16-QAM | 22.59 | 22.24 | 22.45 |
| 20 | 1 | 49 | | 22.65 | 22.33 | 22.45 |
| 20 | 1 | 99 | | 22.57 | 22.40 | 22.46 |
| 20 | 50 | 0 | | 21.91 | 21.86 | 22.04 |
| 20 | 50 | 24 | | 22.00 | 21.85 | 21.97 |
| 20 | 50 | 50 | | 21.94 | 21.77 | 21.97 |
| 20 | 100 | 0 | | 21.83 | 21.77 | 21.88 |
| 15 | 1 | 0 | QPSK | 23.49 | 23.89 | 23.87 |
| 15 | 1 | 37 | | 23.75 | 23.93 | 23.95 |
| 15 | 1 | 74 | | 23.70 | 23.78 | 23.77 |
| 15 | 36 | 0 | | 22.70 | 22.82 | 22.85 |
| 15 | 36 | 20 | | 22.78 | 22.96 | 22.92 |
| 15 | 36 | 39 | | 22.65 | 22.85 | 22.94 |
| 15 | 75 | 0 | | 22.68 | 22.87 | 22.77 |
| 15 | 1 | 0 | 16-QAM | 22.32 | 22.42 | 22.20 |
| 15 | 1 | 37 | | 22.70 | 22.54 | 22.67 |
| 15 | 1 | 74 | | 22.24 | 22.33 | 22.27 |
| 15 | 36 | 0 | | 21.77 | 21.83 | 21.86 |
| 15 | 36 | 20 | | 21.85 | 21.88 | 21.92 |
| 15 | 36 | 39 | | 21.65 | 21.89 | 21.88 |
| 15 | 75 | 0 | | 21.79 | 21.87 | 21.93 |



| LTE Band 66 Maximum Average Power [dBm] | | | | | | |
|---|---------|-----------|--------|--------|--------|---------|
| BW [MHz] | RB Size | RB Offset | Mod | Lowest | Middle | Highest |
| 10 | 1 | 0 | QPSK | 23.67 | 23.70 | 23.79 |
| 10 | 1 | 25 | | 24.02 | 23.90 | 24.03 |
| 10 | 1 | 49 | | 23.65 | 23.66 | 23.62 |
| 10 | 25 | 0 | | 22.70 | 22.79 | 22.85 |
| 10 | 25 | 12 | | 22.79 | 22.96 | 22.91 |
| 10 | 25 | 25 | | 22.60 | 22.83 | 22.84 |
| 10 | 50 | 0 | | 22.68 | 22.82 | 22.89 |
| 10 | 1 | 0 | 16-QAM | 22.45 | 22.42 | 22.65 |
| 10 | 1 | 25 | | 22.41 | 22.80 | 22.54 |
| 10 | 1 | 49 | | 22.45 | 22.43 | 22.44 |
| 10 | 25 | 0 | | 21.80 | 21.92 | 21.98 |
| 10 | 25 | 12 | | 21.97 | 22.11 | 22.18 |
| 10 | 25 | 25 | | 21.70 | 21.87 | 21.97 |
| 10 | 50 | 0 | | 21.81 | 21.93 | 22.12 |
| 5 | 1 | 0 | QPSK | 23.46 | 23.89 | 23.72 |
| 5 | 1 | 12 | | 23.93 | 23.96 | 23.84 |
| 5 | 1 | 24 | | 23.56 | 23.90 | 23.70 |
| 5 | 12 | 0 | | 22.73 | 22.91 | 22.87 |
| 5 | 12 | 7 | | 22.78 | 22.92 | 22.85 |
| 5 | 12 | 13 | | 22.74 | 22.82 | 22.82 |
| 5 | 25 | 0 | | 22.64 | 22.83 | 22.78 |
| 5 | 1 | 0 | 16-QAM | 22.87 | 22.74 | 22.83 |
| 5 | 1 | 12 | | 22.96 | 22.82 | 22.78 |
| 5 | 1 | 24 | | 22.68 | 22.65 | 22.89 |
| 5 | 12 | 0 | | 21.82 | 21.84 | 21.76 |
| 5 | 12 | 7 | | 21.90 | 22.00 | 21.76 |
| 5 | 12 | 13 | | 21.89 | 21.86 | 21.98 |
| 5 | 25 | 0 | | 21.85 | 22.05 | 21.81 |



| LTE Band 66 Maximum Average Power [dBm] | | | | | | |
|---|---------|-----------|--------|--------|--------|---------|
| BW [MHz] | RB Size | RB Offset | Mod | Lowest | Middle | Highest |
| 3 | 1 | 0 | QPSK | 23.52 | 23.77 | 23.62 |
| 3 | 1 | 8 | | 23.63 | 23.66 | 23.97 |
| 3 | 1 | 14 | | 23.60 | 23.69 | 23.93 |
| 3 | 8 | 0 | | 22.59 | 22.82 | 22.68 |
| 3 | 8 | 4 | | 22.65 | 22.84 | 22.79 |
| 3 | 8 | 7 | | 22.64 | 22.79 | 22.73 |
| 3 | 15 | 0 | | 22.62 | 22.88 | 22.77 |
| 3 | 1 | 0 | 16-QAM | 22.45 | 22.45 | 22.40 |
| 3 | 1 | 8 | | 22.65 | 22.86 | 22.44 |
| 3 | 1 | 14 | | 22.84 | 22.84 | 22.78 |
| 3 | 8 | 0 | | 21.75 | 22.05 | 21.90 |
| 3 | 8 | 4 | | 21.70 | 21.89 | 21.90 |
| 3 | 8 | 7 | | 21.80 | 21.92 | 21.82 |
| 3 | 15 | 0 | | 21.56 | 21.80 | 21.68 |
| 1.4 | 1 | 0 | QPSK | 23.40 | 23.65 | 23.80 |
| 1.4 | 1 | 3 | | 23.46 | 23.73 | 23.87 |
| 1.4 | 1 | 5 | | 23.38 | 23.82 | 23.80 |
| 1.4 | 3 | 0 | | 23.62 | 23.90 | 24.02 |
| 1.4 | 3 | 1 | | 23.75 | 23.89 | 24.06 |
| 1.4 | 3 | 3 | | 23.81 | 23.82 | 24.00 |
| 1.4 | 6 | 0 | | 22.61 | 22.68 | 22.76 |
| 1.4 | 1 | 0 | 16-QAM | 22.74 | 22.99 | 22.79 |
| 1.4 | 1 | 3 | | 22.78 | 22.87 | 22.53 |
| 1.4 | 1 | 5 | | 22.76 | 22.94 | 22.65 |
| 1.4 | 3 | 0 | | 22.79 | 22.89 | 22.59 |
| 1.4 | 3 | 1 | | 22.85 | 22.90 | 22.76 |
| 1.4 | 3 | 3 | | 22.84 | 22.91 | 23.00 |
| 1.4 | 6 | 0 | | 21.68 | 21.89 | 21.83 |



ERP/EIRP

| LTE Band 2 (GT - LC = -4.50 dB) QPSK | | | | | | | | | |
|--------------------------------------|--------|--------|--------|--------|--------|--------|--------|--------|--------|
| Bandwidth | 1.4M | | | 3M | | | 5M | | |
| Channel | 18607 | 18900 | 19193 | 18615 | 18900 | 19185 | 18625 | 18900 | 19175 |
| | (Low) | (Mid) | (High) | (Low) | (Mid) | (High) | (Low) | (Mid) | (High) |
| Frequency | 1850.7 | 1880 | 1909.3 | 1851.5 | 1880 | 1908.5 | 1852.5 | 1880 | 1907.5 |
| (MHz) | | | | | | | | | |
| Conducted Power (dBm) | 23.91 | 23.65 | 23.88 | 23.65 | 23.53 | 23.86 | 23.97 | 23.72 | 23.85 |
| Conducted Power (Watts) | 0.2460 | 0.2317 | 0.2443 | 0.2317 | 0.2254 | 0.2432 | 0.2495 | 0.2355 | 0.2427 |
| EIRP(dBm) | 19.41 | 19.15 | 19.38 | 19.15 | 19.03 | 19.36 | 19.47 | 19.22 | 19.35 |
| EIRP(Watts) | 0.0873 | 0.0822 | 0.0867 | 0.0822 | 0.0800 | 0.0863 | 0.0885 | 0.0836 | 0.0861 |

| LTE Band 2 (GT - LC = -4.50 dB) QPSK | | | | | | | | | |
|--------------------------------------|--------|--------|--------|--------|--------|--------|--------|--------|--------|
| Bandwidth | 10M | | | 15M | | | 20M | | |
| Channel | 18650 | 18900 | 19150 | 18675 | 18900 | 19125 | 18650 | 18900 | 19100 |
| | (Low) | (Mid) | (High) | (Low) | (Mid) | (High) | (Low) | (Mid) | (High) |
| Frequency | 1855 | 1880 | 1905 | 1857.5 | 1880 | 1902.5 | 1860 | 1880 | 1900 |
| (MHz) | | | | | | | | | |
| Conducted Power (dBm) | 23.67 | 23.49 | 23.91 | 23.81 | 23.98 | 23.90 | 23.99 | 23.60 | 23.58 |
| Conducted Power (Watts) | 0.2328 | 0.2234 | 0.2460 | 0.2404 | 0.2500 | 0.2455 | 0.2506 | 0.2291 | 0.2280 |
| EIRP(dBm) | 19.17 | 18.99 | 19.41 | 19.31 | 19.48 | 19.40 | 19.49 | 19.10 | 19.08 |
| EIRP(Watts) | 0.0826 | 0.0793 | 0.0873 | 0.0853 | 0.0887 | 0.0871 | 0.0889 | 0.0813 | 0.0809 |



| LTE Band 2 (GT - LC = -4.50 dB) 16QAM | | | | | | | | | |
|---------------------------------------|--------|--------|--------|--------|--------|--------|--------|--------|--------|
| Bandwidth | 1.4M | | | 3M | | | 5M | | |
| Channel | 18607 | 18900 | 19193 | 18615 | 18900 | 19185 | 18625 | 18900 | 19175 |
| | (Low) | (Mid) | (High) | (Low) | (Mid) | (High) | (Low) | (Mid) | (High) |
| Frequency (MHz) | 1850.7 | 1880 | 1909.3 | 1851.5 | 1880 | 1908.5 | 1852.5 | 1880 | 1907.5 |
| Conducted Power (dBm) | 22.89 | 22.62 | 22.99 | 22.77 | 22.39 | 22.69 | 22.76 | 22.75 | 22.77 |
| Conducted Power (Watts) | 0.1945 | 0.1828 | 0.1991 | 0.1892 | 0.1734 | 0.1858 | 0.1888 | 0.1884 | 0.1892 |
| EIRP(dBm) | 18.39 | 18.12 | 18.49 | 18.27 | 17.89 | 18.19 | 18.26 | 18.25 | 18.27 |
| EIRP(Watts) | 0.0690 | 0.0649 | 0.0706 | 0.0671 | 0.0615 | 0.0659 | 0.0670 | 0.0668 | 0.0671 |

| LTE Band 2 (GT - LC = -4.50 dB) 16QAM | | | | | | | | | |
|---------------------------------------|--------|--------|--------|--------|--------|--------|--------|--------|--------|
| Bandwidth | 10M | | | 15M | | | 20M | | |
| Channel | 18650 | 18900 | 19150 | 18675 | 18900 | 19125 | 18650 | 18900 | 19100 |
| | (Low) | (Mid) | (High) | (Low) | (Mid) | (High) | (Low) | (Mid) | (High) |
| Frequency (MHz) | 1855 | 1880 | 1905 | 1857.5 | 1880 | 1902.5 | 1860 | 1880 | 1900 |
| Conducted Power (dBm) | 22.30 | 22.30 | 22.65 | 23.00 | 23.00 | 22.67 | 23.06 | 23.08 | 23.09 |
| Conducted Power (Watts) | 0.1698 | 0.1698 | 0.1841 | 0.1995 | 0.1995 | 0.1849 | 0.2023 | 0.2032 | 0.2037 |
| EIRP(dBm) | 17.80 | 17.80 | 18.15 | 18.50 | 18.50 | 18.17 | 18.56 | 18.58 | 18.59 |
| EIRP(Watts) | 0.0603 | 0.0603 | 0.0653 | 0.0708 | 0.0708 | 0.0656 | 0.0718 | 0.0721 | 0.0723 |



| LTE Band 5 (GT - LC = -5.50 dB) QPSK | | | | | | | | | |
|--------------------------------------|--------|--------|--------|--------|--------|--------|--------|--------|--------|
| Bandwidth | 1.4M | | | 3M | | | 5M | | |
| Channel | 20407 | 20525 | 20643 | 20415 | 20525 | 20635 | 20425 | 20525 | 20625 |
| | (Low) | (Mid) | (High) | (Low) | (Mid) | (High) | (Low) | (Mid) | (High) |
| Frequency (MHz) | 824.7 | 836.5 | 848.3 | 825.5 | 836.5 | 847.5 | 826.5 | 836.5 | 846.5 |
| Conducted Power (dBm) | 23.88 | 23.92 | 24.05 | 23.83 | 23.91 | 24.06 | 24.03 | 23.99 | 24.01 |
| Conducted Power (Watts) | 0.2443 | 0.2466 | 0.2541 | 0.2415 | 0.2460 | 0.2547 | 0.2529 | 0.2506 | 0.2518 |
| ERP(dBm) | 16.23 | 16.27 | 16.40 | 16.18 | 16.26 | 16.41 | 16.38 | 16.34 | 16.36 |
| ERP(Watts) | 0.0420 | 0.0424 | 0.0437 | 0.0415 | 0.0423 | 0.0438 | 0.0435 | 0.0431 | 0.0433 |

| LTE Band 5 (GT - LC = -5.50 dB) QPSK | | | |
|--------------------------------------|--------|--------|--------|
| Bandwidth | 10M | | |
| Channel | 20450 | 20525 | 20600 |
| | (Low) | (Mid) | (High) |
| Frequency (MHz) | 829 | 836.5 | 844 |
| Conducted Power (dBm) | 24.10 | 24.13 | 24.21 |
| Conducted Power (Watts) | 0.2570 | 0.2588 | 0.2636 |
| ERP(dBm) | 16.45 | 16.48 | 16.56 |
| ERP(Watts) | 0.0442 | 0.0445 | 0.0453 |



| LTE Band 5 (GT - LC = -5.50 dB) 16QAM | | | | | | | | | |
|---------------------------------------|--------|--------|--------|--------|--------|--------|--------|--------|--------|
| Bandwidth | 1.4M | | | 3M | | | 5M | | |
| Channel | 20407 | 20525 | 20643 | 20415 | 20525 | 20635 | 20425 | 20525 | 20625 |
| | (Low) | (Mid) | (High) | (Low) | (Mid) | (High) | (Low) | (Mid) | (High) |
| Frequency (MHz) | 824.7 | 836.5 | 848.3 | 825.5 | 836.5 | 847.5 | 826.5 | 836.5 | 846.5 |
| Conducted Power (dBm) | 22.86 | 22.80 | 23.15 | 22.41 | 22.65 | 22.19 | 23.00 | 23.06 | 22.80 |
| Conducted Power (Watts) | 0.1932 | 0.1905 | 0.2065 | 0.1742 | 0.1841 | 0.1656 | 0.1995 | 0.2023 | 0.1905 |
| ERP(dBm) | 15.21 | 15.15 | 15.50 | 14.76 | 15.00 | 14.54 | 15.35 | 15.41 | 15.15 |
| ERP(Watts) | 0.0332 | 0.0327 | 0.0355 | 0.0299 | 0.0316 | 0.0284 | 0.0343 | 0.0348 | 0.0327 |

| LTE Band 5 (GT - LC = -5.50 dB) 16QAM | | | |
|---------------------------------------|--------|--------|--------|
| Bandwidth | 10M | | |
| Channel | 20450 | 20525 | 20600 |
| | (Low) | (Mid) | (High) |
| Frequency (MHz) | 829 | 836.5 | 844 |
| Conducted Power (dBm) | 22.32 | 22.33 | 22.72 |
| Conducted Power (Watts) | 0.1706 | 0.1710 | 0.1871 |
| ERP(dBm) | 14.67 | 14.68 | 15.07 |
| ERP(Watts) | 0.0293 | 0.0294 | 0.0321 |



| LTE Band 7 (GT - LC = -4.00 dB) QPSK | | | |
|--------------------------------------|--------|--------|--------|
| Bandwidth | 5M | | |
| Channel | 20775 | 21100 | 21425 |
| | (Low) | (Mid) | (High) |
| Frequency | 2502.5 | 2535 | 2567.5 |
| (MHz) | | | |
| Conducted Power (dBm) | 24.94 | 24.78 | 24.96 |
| Conducted Power (Watts) | 0.3119 | 0.3006 | 0.3133 |
| EIRP(dBm) | 20.94 | 20.78 | 20.96 |
| EIRP(Watts) | 0.1242 | 0.1197 | 0.1247 |

| LTE Band 7 (GT - LC = -4.00 dB) QPSK | | | | | | | | | |
|--------------------------------------|--------|--------|--------|--------|--------|--------|--------|--------|--------|
| Bandwidth | 10M | | | 15M | | | 20M | | |
| Channel | 20800 | 21100 | 21400 | 20825 | 21100 | 21375 | 20850 | 21100 | 21350 |
| | (Low) | (Mid) | (High) | (Low) | (Mid) | (High) | (Low) | (Mid) | (High) |
| Frequency | 2505 | 2535 | 2565 | 2507.5 | 2535 | 2562.5 | 2510 | 2535 | 2560 |
| (MHz) | | | | | | | | | |
| Conducted Power (dBm) | 24.51 | 24.67 | 24.92 | 24.91 | 24.90 | 24.98 | 24.84 | 24.89 | 24.99 |
| Conducted Power (Watts) | 0.2825 | 0.2931 | 0.3105 | 0.3097 | 0.3090 | 0.3148 | 0.3048 | 0.3083 | 0.3155 |
| EIRP(dBm) | 20.51 | 20.67 | 20.92 | 20.91 | 20.90 | 20.98 | 20.84 | 20.89 | 20.99 |
| EIRP(Watts) | 0.1125 | 0.1167 | 0.1236 | 0.1233 | 0.1230 | 0.1253 | 0.1213 | 0.1227 | 0.1256 |



| LTE Band 7 (GT - LC = -4.00 dB) 16QAM | | | |
|---------------------------------------|-----------------------|--------|--------|
| Bandwidth | 5M | | |
| Channel | 20775 | 21100 | 21425 |
| | (Low) | (Mid) | (High) |
| Frequency (MHz) | 2502.5 | 2535 | 2567.5 |
| | Conducted Power (dBm) | 23.98 | 23.96 |
| Conducted Power (Watts) | 0.2500 | 0.2489 | 0.2443 |
| EIRP(dBm) | 19.98 | 19.96 | 19.88 |
| EIRP(Watts) | 0.0995 | 0.0991 | 0.0973 |

| LTE Band 7 (GT - LC = -4.00 dB) 16QAM | | | | | | | | | |
|---------------------------------------|-----------------------|--------|--------|--------|--------|--------|--------|--------|--------|
| Bandwidth | 10M | | | 15M | | | 20M | | |
| Channel | 20800 | 21100 | 21400 | 20825 | 21100 | 21375 | 20850 | 21100 | 21350 |
| | (Low) | (Mid) | (High) | (Low) | (Mid) | (High) | (Low) | (Mid) | (High) |
| Frequency (MHz) | 2505 | 2535 | 2565 | 2507.5 | 2535 | 2562.5 | 2510 | 2535 | 2560 |
| | Conducted Power (dBm) | 23.91 | 23.64 | 23.71 | 23.45 | 23.90 | 23.70 | 23.35 | 23.50 |
| Conducted Power (Watts) | 0.2460 | 0.2312 | 0.2350 | 0.2213 | 0.2455 | 0.2344 | 0.2163 | 0.2239 | 0.2355 |
| EIRP(dBm) | 19.91 | 19.64 | 19.71 | 19.45 | 19.90 | 19.70 | 19.35 | 19.50 | 19.72 |
| EIRP(Watts) | 0.0979 | 0.0920 | 0.0935 | 0.0881 | 0.0977 | 0.0933 | 0.0861 | 0.0891 | 0.0938 |



| LTE Band 12 (GT - LC = -7.00 dB) QPSK | | | | | | | | | |
|---------------------------------------|--------|--------|--------|--------|--------|--------|--------|--------|--------|
| Bandwidth | 1.4M | | | 3M | | | 5M | | |
| Channel | 23017 | 23095 | 23173 | 23025 | 23095 | 23165 | 23035 | 23095 | 23155 |
| | (Low) | (Mid) | (High) | (Low) | (Mid) | (High) | (Low) | (Mid) | (High) |
| Frequency (MHz) | 699.7 | 707.5 | 715.3 | 700.5 | 707.5 | 714.5 | 701.5 | 707.5 | 713.5 |
| Conducted Power (dBm) | 24.05 | 24.14 | 23.71 | 24.05 | 23.70 | 23.89 | 24.03 | 24.00 | 23.93 |
| Conducted Power (Watts) | 0.2541 | 0.2594 | 0.2350 | 0.2541 | 0.2344 | 0.2449 | 0.2529 | 0.2512 | 0.2472 |
| ERP(dBm) | 14.90 | 14.99 | 14.56 | 14.90 | 14.55 | 14.74 | 14.88 | 14.85 | 14.78 |
| ERP(Watts) | 0.0309 | 0.0316 | 0.0286 | 0.0309 | 0.0285 | 0.0298 | 0.0308 | 0.0305 | 0.0301 |

| LTE Band 12 (GT - LC = -7.00 dB) QPSK | | | |
|---------------------------------------|--------|--------|--------|
| Bandwidth | 10M | | |
| Channel | 23060 | 23095 | 23130 |
| | (Low) | (Mid) | (High) |
| Frequency (MHz) | 704 | 707.5 | 711 |
| Conducted Power (dBm) | 23.91 | 24.18 | 23.93 |
| Conducted Power (Watts) | 0.2460 | 0.2618 | 0.2472 |
| ERP(dBm) | 14.76 | 15.03 | 14.78 |
| ERP(Watts) | 0.0299 | 0.0318 | 0.0301 |



| LTE Band 12 (GT - LC = -7.00 dB) 16QAM | | | | | | | | | |
|--|--------|--------|--------|--------|--------|--------|--------|--------|--------|
| Bandwidth | 1.4M | | | 3M | | | 5M | | |
| Channel | 23017 | 23095 | 23173 | 23025 | 23095 | 23165 | 23035 | 23095 | 23155 |
| | (Low) | (Mid) | (High) | (Low) | (Mid) | (High) | (Low) | (Mid) | (High) |
| Frequency (MHz) | 699.7 | 707.5 | 715.3 | 700.5 | 707.5 | 714.5 | 701.5 | 707.5 | 713.5 |
| Conducted Power (dBm) | 22.99 | 22.61 | 22.82 | 22.28 | 22.22 | 22.70 | 22.22 | 22.68 | 22.22 |
| Conducted Power (Watts) | 0.1991 | 0.1824 | 0.1914 | 0.1690 | 0.1667 | 0.1862 | 0.1667 | 0.1854 | 0.1667 |
| ERP(dBm) | 13.84 | 13.46 | 13.67 | 13.13 | 13.07 | 13.55 | 13.07 | 13.53 | 13.07 |
| ERP(Watts) | 0.0242 | 0.0222 | 0.0233 | 0.0206 | 0.0203 | 0.0226 | 0.0203 | 0.0225 | 0.0203 |

| LTE Band 12 (GT - LC = -7.00 dB) 16QAM | | | |
|--|--------|--------|--------|
| Bandwidth | 10M | | |
| Channel | 23060 | 23095 | 23130 |
| | (Low) | (Mid) | (High) |
| Frequency (MHz) | 704 | 707.5 | 711 |
| Conducted Power (dBm) | 22.87 | 22.88 | 22.87 |
| Conducted Power (Watts) | 0.1936 | 0.1941 | 0.1936 |
| ERP(dBm) | 13.72 | 13.73 | 13.72 |
| ERP(Watts) | 0.0236 | 0.0236 | 0.0236 |



| LTE Band 13 (GT - LC = -6.00 dB) QPSK | | | | | | |
|---------------------------------------|--------|--------|--------|-------|--------|---|
| Bandwidth | 5M | | | 10M | | |
| Channel | 23205 | 23230 | 23255 | 23230 | | |
| | (Low) | (Mid) | (High) | - | (Mid) | - |
| Frequency | 779.5 | 782 | 784.5 | - | 782 | - |
| (MHz) | | | | | | |
| Conducted Power (dBm) | 24.13 | 24.13 | 24.24 | | 22.71 | - |
| Conducted Power (Watts) | 0.2588 | 0.2588 | 0.2655 | | 0.1866 | - |
| ERP(dBm) | 15.98 | 15.98 | 16.09 | | 14.56 | - |
| ERP(Watts) | 0.0396 | 0.0396 | 0.0406 | | 0.0286 | - |

| LTE Band 13 (GT - LC = -6.00 dB) 16QAM | | | | | | |
|--|--------|--------|--------|-------|--------|---|
| Bandwidth | 5M | | | 10M | | |
| Channel | 23205 | 23230 | 23255 | 23230 | | |
| | (Low) | (Mid) | (High) | - | (Mid) | - |
| Frequency | 779.5 | 782 | 784.5 | - | 782 | - |
| (MHz) | | | | | | |
| Conducted Power (dBm) | 23.25 | 23.35 | 23.39 | | 24.32 | - |
| Conducted Power (Watts) | 0.2113 | 0.2163 | 0.2183 | | 0.2704 | - |
| ERP(dBm) | 15.10 | 15.20 | 15.24 | | 16.17 | - |
| ERP(Watts) | 0.0324 | 0.0331 | 0.0334 | | 0.0414 | - |



| LTE Band 66 (GT - LC = -4.50 dB) QPSK | | | | | | | | | |
|---------------------------------------|--------|--------|--------|--------|--------|--------|--------|--------|--------|
| Bandwidth | 1.4M | | | 3M | | | 5M | | |
| Channel | 131979 | 132322 | 132665 | 131987 | 132322 | 132657 | 131997 | 132322 | 132647 |
| | (Low) | (Mid) | (High) | (Low) | (Mid) | (High) | (Low) | (Mid) | (High) |
| Frequency (MHz) | 1710.7 | 1745 | 1779.3 | 1711.5 | 1745 | 1778.5 | 1712.5 | 1745 | 1777.5 |
| Conducted Power (dBm) | 23.75 | 23.89 | 24.06 | 23.63 | 23.66 | 23.97 | 23.93 | 23.96 | 23.84 |
| Conducted Power (Watts) | 0.2371 | 0.2449 | 0.2547 | 0.2307 | 0.2323 | 0.2495 | 0.2472 | 0.2489 | 0.2421 |
| EIRP(dBm) | 19.25 | 19.39 | 19.56 | 19.13 | 19.16 | 19.47 | 19.43 | 19.46 | 19.34 |
| EIRP(Watts) | 0.0841 | 0.0869 | 0.0904 | 0.0818 | 0.0824 | 0.0885 | 0.0877 | 0.0883 | 0.0859 |

| LTE Band 66 (GT - LC = -4.50 dB) QPSK | | | | | | | | | |
|---------------------------------------|--------|--------|--------|--------|--------|--------|--------|--------|--------|
| Bandwidth | 10M | | | 15M | | | 20M | | |
| Channel | 132022 | 132322 | 132622 | 132047 | 132322 | 132597 | 132072 | 132322 | 132572 |
| | (Low) | (Mid) | (High) | (Low) | (Mid) | (High) | (Low) | (Mid) | (Mid) |
| Frequency (MHz) | 1715 | 1745 | 1775 | 1717.5 | 1745 | 1772.5 | 1720 | 1745 | 1770 |
| Conducted Power (dBm) | 24.02 | 23.90 | 24.03 | 23.75 | 23.93 | 23.95 | 24.19 | 23.93 | 23.99 |
| Conducted Power (Watts) | 0.2523 | 0.2455 | 0.2529 | 0.2371 | 0.2472 | 0.2483 | 0.2624 | 0.2472 | 0.2506 |
| EIRP(dBm) | 19.52 | 19.40 | 19.53 | 19.25 | 19.43 | 19.45 | 19.69 | 19.43 | 19.49 |
| EIRP(Watts) | 0.0895 | 0.0871 | 0.0897 | 0.0841 | 0.0877 | 0.0881 | 0.0931 | 0.0877 | 0.0889 |



| LTE Band 66 (GT - LC = -4.50 dB) 16QAM | | | | | | | | | |
|--|--------|--------|--------|--------|--------|--------|--------|--------|--------|
| Bandwidth | 1.4M | | | 3M | | | 5M | | |
| Channel | 131979 | 132322 | 132665 | 131987 | 132322 | 132657 | 131997 | 132322 | 132647 |
| | (Low) | (Mid) | (High) | (Low) | (Mid) | (High) | (Low) | (Mid) | (High) |
| Frequency (MHz) | 1710.7 | 1745 | 1779.3 | 1711.5 | 1745 | 1778.5 | 1712.5 | 1745 | 1777.5 |
| Conducted Power (dBm) | 22.84 | 22.91 | 23.00 | 22.65 | 22.86 | 22.44 | 22.96 | 22.82 | 22.78 |
| Conducted Power (Watts) | 0.1923 | 0.1954 | 0.1995 | 0.1841 | 0.1932 | 0.1754 | 0.1977 | 0.1914 | 0.1897 |
| EIRP(dBm) | 18.34 | 18.41 | 18.50 | 18.15 | 18.36 | 17.94 | 18.46 | 18.32 | 18.28 |
| EIRP(Watts) | 0.0682 | 0.0693 | 0.0708 | 0.0653 | 0.0685 | 0.0622 | 0.0701 | 0.0679 | 0.0673 |

| LTE Band 66 (GT - LC = -4.50 dB) 16QAM | | | | | | | | | |
|--|--------|--------|--------|--------|--------|--------|--------|--------|--------|
| Bandwidth | 10M | | | 15M | | | 20M | | |
| Channel | 132022 | 132322 | 132622 | 132047 | 132322 | 132597 | 132072 | 132322 | 132572 |
| | (Low) | (Mid) | (High) | (Low) | (Mid) | (High) | (Low) | (Mid) | (Mid) |
| Frequency (MHz) | 1715 | 1745 | 1775 | 1717.5 | 1745 | 1772.5 | 1720 | 1745 | 1770 |
| Conducted Power (dBm) | 22.41 | 22.80 | 22.54 | 22.70 | 22.54 | 22.67 | 22.65 | 22.33 | 22.45 |
| Conducted Power (Watts) | 0.1742 | 0.1905 | 0.1795 | 0.1862 | 0.1795 | 0.1849 | 0.1841 | 0.1710 | 0.1758 |
| EIRP(dBm) | 17.91 | 18.30 | 18.04 | 18.20 | 18.04 | 18.17 | 18.15 | 17.83 | 17.95 |
| EIRP(Watts) | 0.0618 | 0.0676 | 0.0637 | 0.0661 | 0.0637 | 0.0656 | 0.0653 | 0.0607 | 0.0624 |



Peak-to-Average Ratio

| Mode | LTE Band 2 / 20MHz | | | | |
|------------|--------------------|---------|-------|---------|-------------|
| Mod. | QPSK | | 16QAM | | Limit: 13dB |
| RB Size | 1RB | Full RB | 1RB | Full RB | Result |
| Lowest CH | 2.93 | 3.94 | 3.62 | 4.93 | PASS |
| Middle CH | 3.94 | 3.77 | 3.51 | 4.87 | |
| Highest CH | 2.87 | 3.83 | 3.54 | 4.87 | |

| Mode | LTE Band 5 / 10MHz | | | | |
|------------|--------------------|---------|-------|---------|-------------|
| Mod. | QPSK | | 16QAM | | Limit: 13dB |
| RB Size | 1RB | Full RB | 1RB | Full RB | Result |
| Lowest CH | 3.91 | 4.46 | 4.99 | 5.30 | PASS |
| Middle CH | 4.03 | 4.58 | 4.96 | 5.48 | |
| Highest CH | 3.77 | 4.52 | 4.70 | 5.36 | |

| Mode | LTE Band 7 / 20MHz | | | | |
|------------|--------------------|---------|-------|---------|-------------|
| Mod. | QPSK | | 16QAM | | Limit: 13dB |
| RB Size | 1RB | Full RB | 1RB | Full RB | Result |
| Lowest CH | 3.13 | 4.58 | 3.80 | 5.51 | PASS |
| Middle CH | 3.36 | 4.46 | 4.14 | 5.39 | |
| Highest CH | 3.48 | 4.58 | 4.20 | 5.59 | |

| Mode | LTE Band 12 / 10MHz | | | | |
|------------|---------------------|---------|-------|---------|-------------|
| Mod. | QPSK | | 16QAM | | Limit: 13dB |
| RB Size | 1RB | Full RB | 1RB | Full RB | Result |
| Lowest CH | 3.45 | 4.58 | 4.12 | 5.57 | PASS |
| Middle CH | 3.39 | 4.55 | 4.14 | 5.45 | |
| Highest CH | 3.25 | 4.52 | 4.26 | 5.42 | |



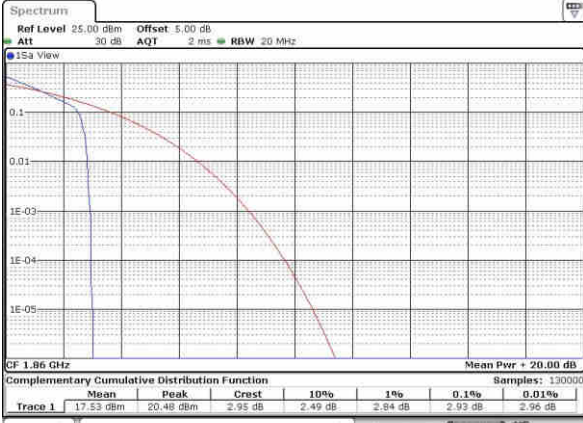
| Mode | LTE Band 13 / 10MHz | | | | |
|------------|---------------------|---------|-------|---------|-------------|
| Mod. | QPSK | | 16QAM | | Limit: 13dB |
| RB Size | 1RB | Full RB | 1RB | Full RB | Result |
| Lowest CH | | | | | PASS |
| Middle CH | 3.04 | 4.32 | 4.09 | 5.28 | |
| Highest CH | | | | | |

| Mode | LTE Band 66 / 20MHz | | | | |
|------------|---------------------|---------|-------|---------|-------------|
| Mod. | QPSK | | 16QAM | | Limit: 13dB |
| RB Size | 1RB | Full RB | 1RB | Full RB | Result |
| Lowest CH | 4.87 | 5.13 | 5.54 | 6.17 | PASS |
| Middle CH | 4.64 | 4.75 | 5.42 | 5.83 | |
| Highest CH | 4.67 | 4.84 | 5.39 | 5.97 | |



LTE Band 2 / 20MHz / QPSK

Lowest Channel / 1RB



Date: 25 APR 2019 19:05:58

Lowest Channel / Full RB



Date: 25 APR 2019 19:06:50

Middle Channel / 1RB



Date: 25 APR 2019 19:06:12

Middle Channel / Full RB



Date: 25 APR 2019 19:07:04

Highest Channel / 1RB



Date: 25 APR 2019 19:06:31

Highest Channel / Full RB



Date: 25 APR 2019 19:07:22



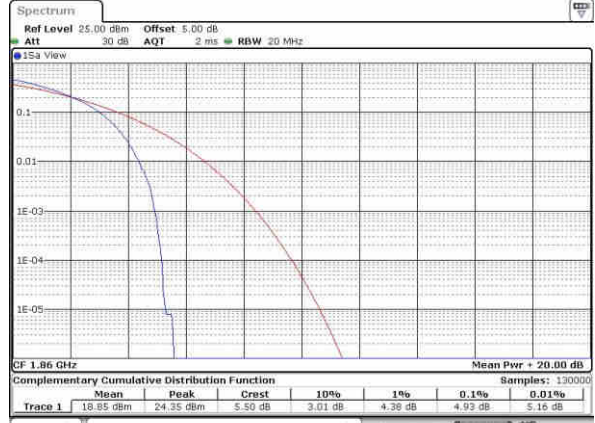
LTE Band 2 / 20MHz / 16QAM

Lowest Channel / 1RB



Date: 25 APR 2019 18:27:57

Lowest Channel / Full RB



Date: 25 APR 2019 18:28:14

Middle Channel / 1RB



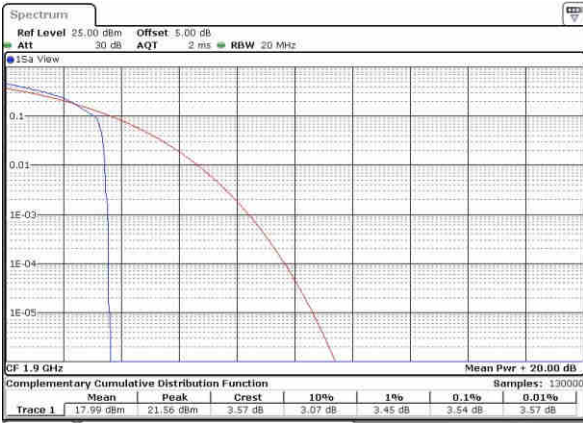
Date: 25 APR 2019 18:28:27

Middle Channel / Full RB



Date: 25 APR 2019 18:28:38

Highest Channel / 1RB



Date: 25 APR 2019 18:28:52

Highest Channel / Full RB



Date: 25 APR 2019 18:29:03



LTE Band 5 / 10MHz / QPSK

Lowest Channel / 1RB



Date: 26 APR 2019 11:54:17

Lowest Channel / Full RB



Date: 26 APR 2019 11:56:30

Middle Channel / 1RB



Date: 26 APR 2019 11:54:36

Middle Channel / Full RB



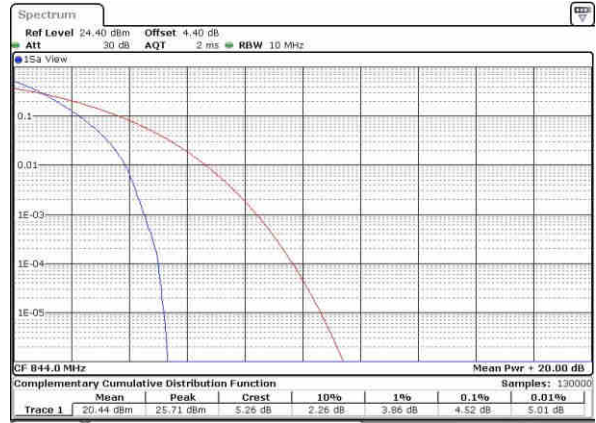
Date: 26 APR 2019 11:56:47

Highest Channel / 1RB



Date: 26 APR 2019 11:54:53

Highest Channel / Full RB

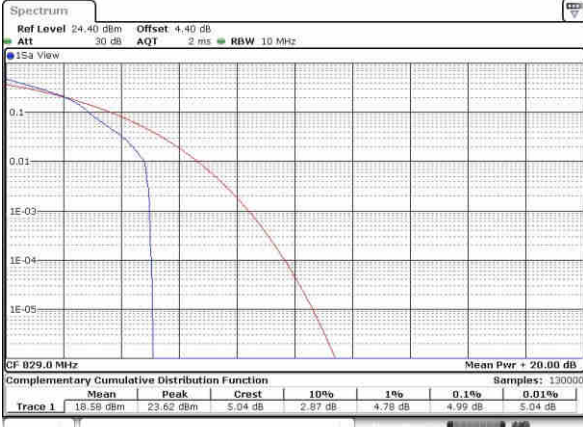


Date: 26 APR 2019 11:57:02



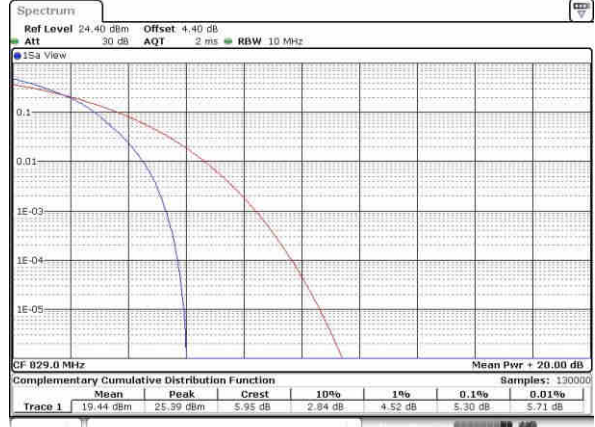
LTE Band 5 / 10MHz / 16QAM

Lowest Channel / 1RB



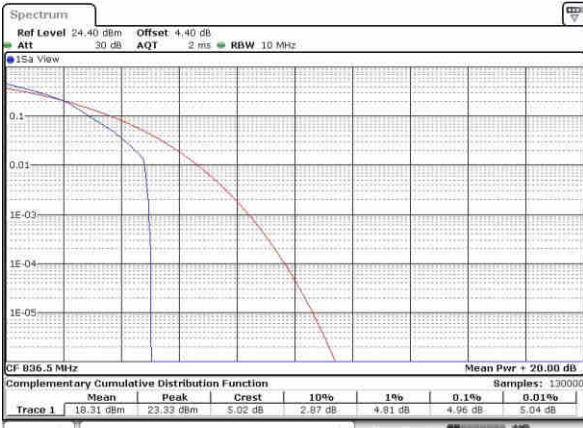
Date: 26 APR 2019 11:55:16

Lowest Channel / Full RB



Date: 26 APR 2019 11:57:20

Middle Channel / 1RB



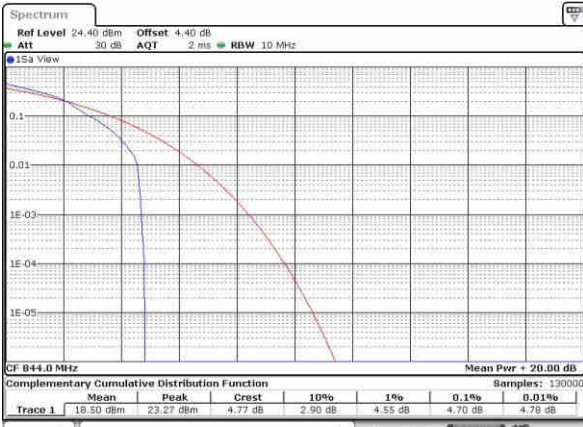
Date: 26 APR 2019 11:55:33

Middle Channel / Full RB



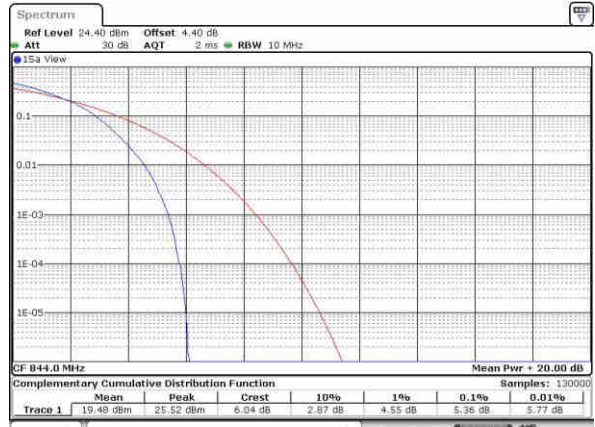
Date: 26 APR 2019 11:57:34

Highest Channel / 1RB



Date: 26 APR 2019 11:55:50

Highest Channel / Full RB

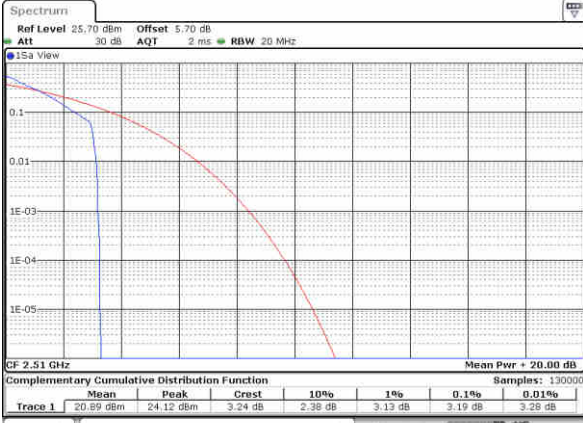


Date: 26 APR 2019 11:57:45



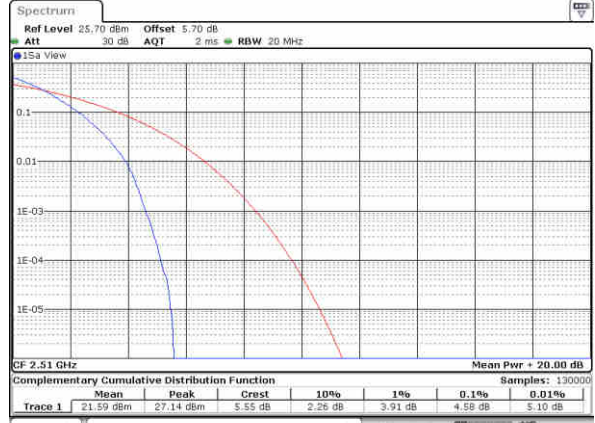
LTE Band 7 / 20MHz / QPSK

Lowest Channel / 1RB



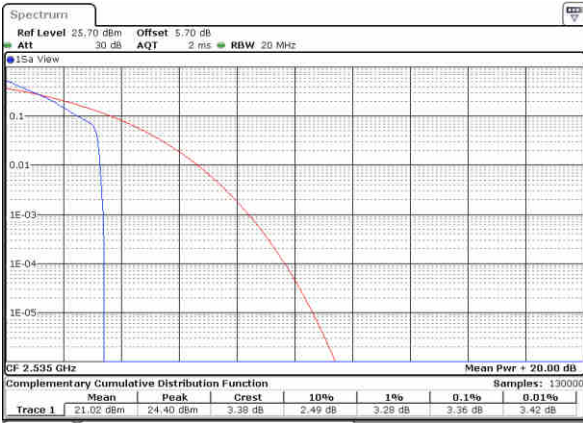
Date: 30 APR 2019 11:04:36

Lowest Channel / Full RB



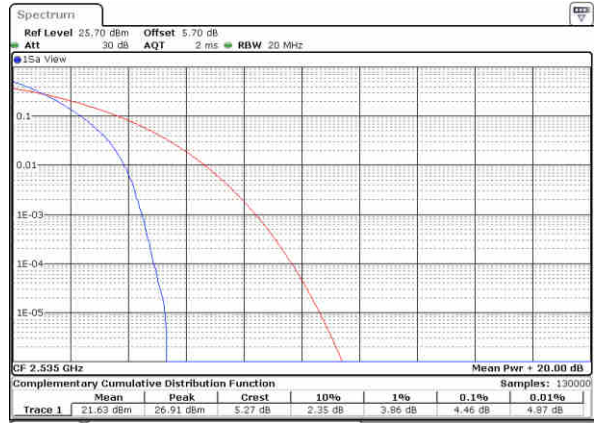
Date: 30 APR 2019 11:09:27

Middle Channel / 1RB



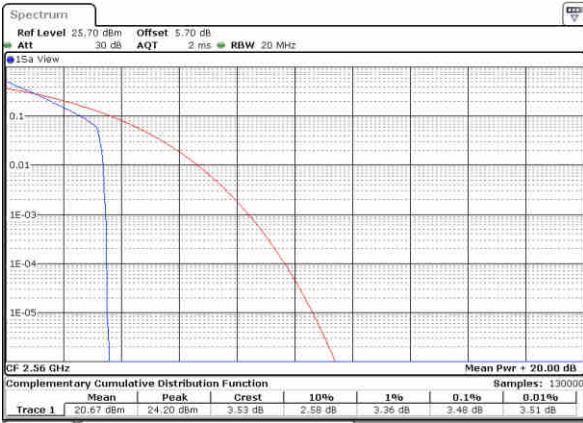
Date: 30 APR 2019 11:05:22

Middle Channel / Full RB



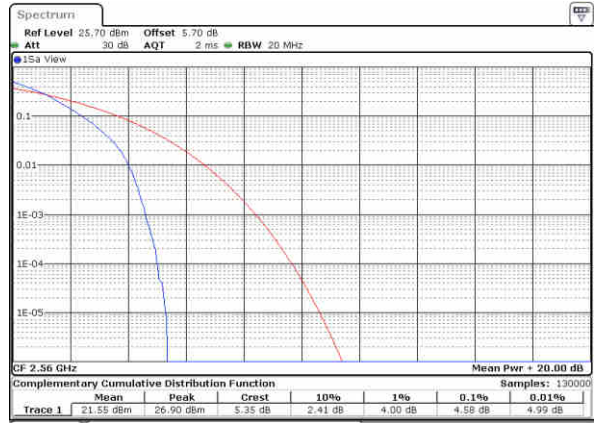
Date: 30 APR 2019 11:10:06

Highest Channel / 1RB



Date: 30 APR 2019 11:06:53

Highest Channel / Full RB



Date: 30 APR 2019 11:11:01



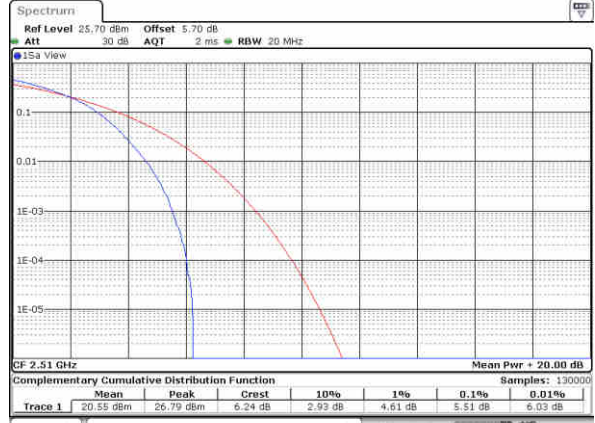
LTE Band 7 / 20MHz / 16QAM

Lowest Channel / 1RB



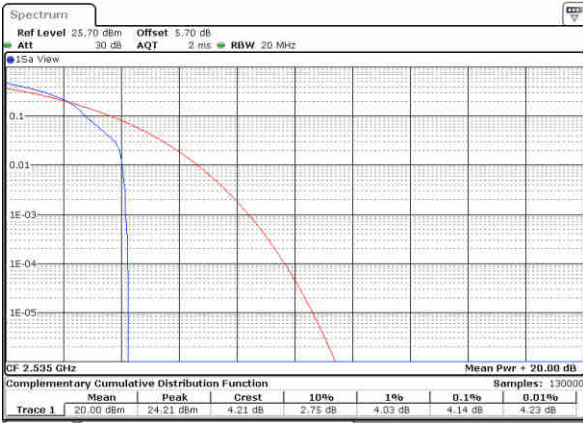
Date: 30 APR 2019 11:04:50

Lowest Channel / Full RB



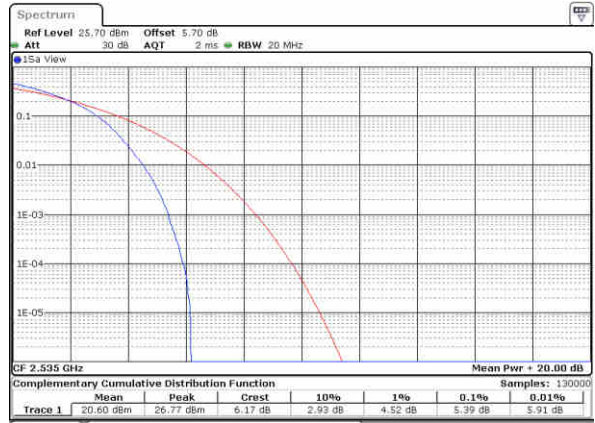
Date: 30 APR 2019 11:09:11

Middle Channel / 1RB



Date: 30 APR 2019 11:05:39

Middle Channel / Full RB



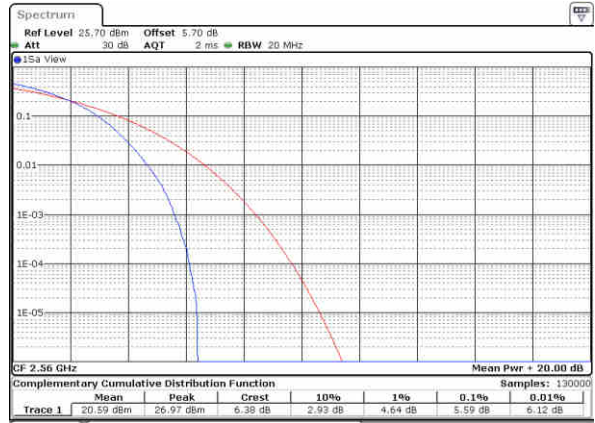
Date: 30 APR 2019 11:10:23

Highest Channel / 1RB



Date: 30 APR 2019 11:07:07

Highest Channel / Full RB

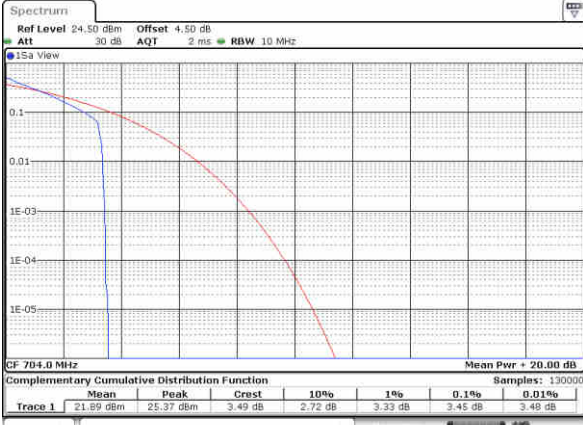


Date: 30 APR 2019 11:11:15



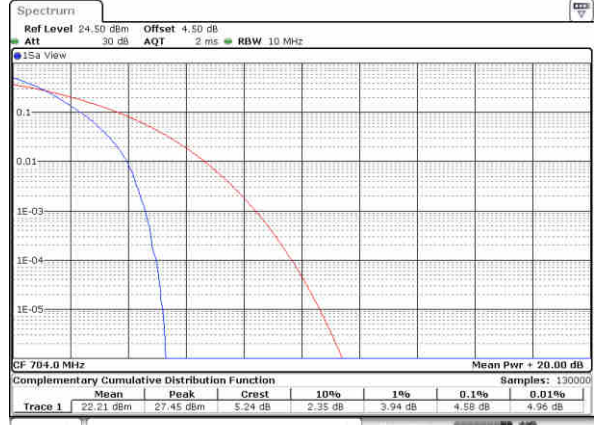
LTE Band 12 / 10MHz / QPSK

Lowest Channel / 1RB



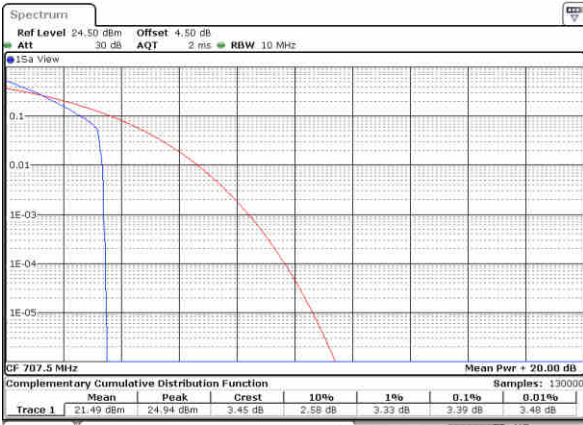
Date: 30 APR 2019 14:28:15

Lowest Channel / Full RB



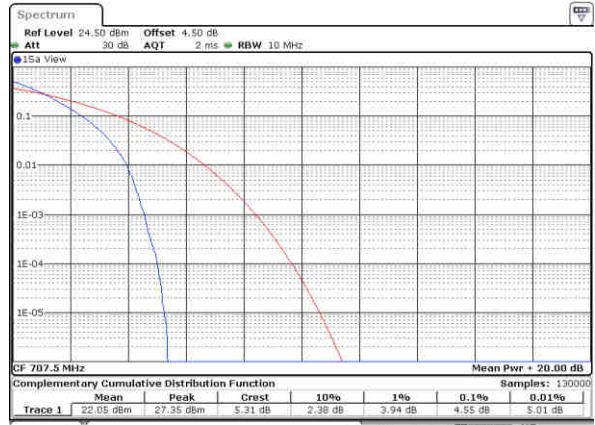
Date: 30 APR 2019 14:30:33

Middle Channel / 1RB



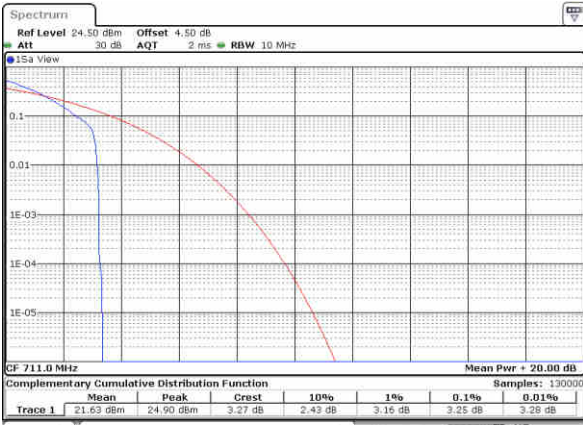
Date: 30 APR 2019 14:28:58

Middle Channel / Full RB



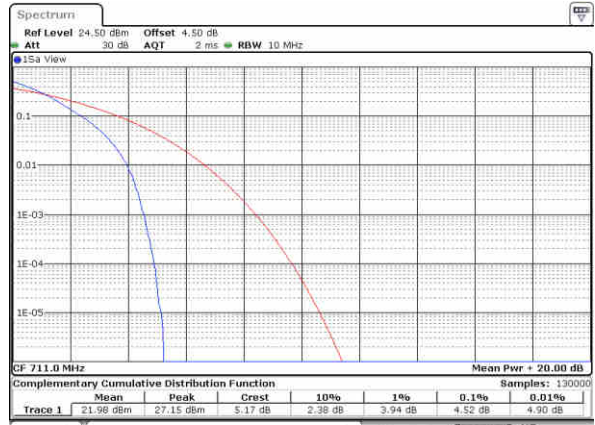
Date: 30 APR 2019 14:31:27

Highest Channel / 1RB



Date: 30 APR 2019 14:29:43

Highest Channel / Full RB

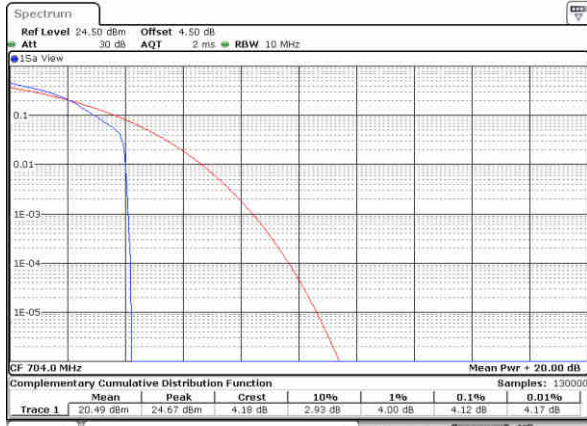


Date: 30 APR 2019 14:32:17



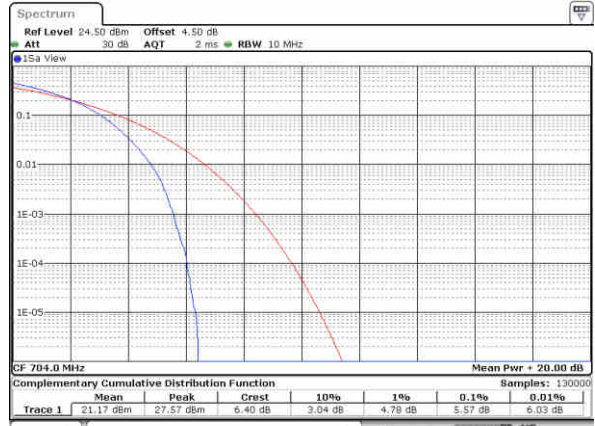
LTE Band 12 / 10MHz / 16QAM

Lowest Channel / 1RB



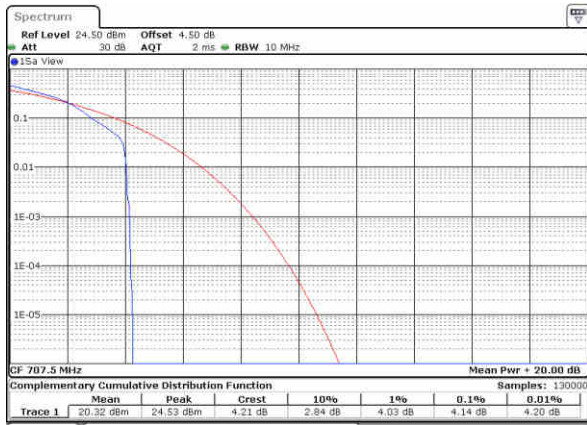
Date: 30 APR 2019 14:28:28

Lowest Channel / Full RB



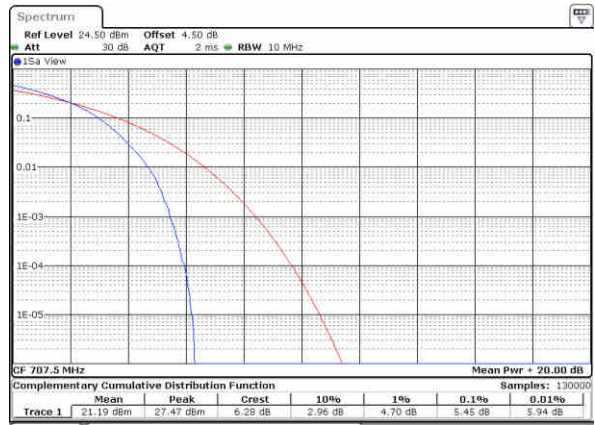
Date: 30 APR 2019 14:30:47

Middle Channel / 1RB



Date: 30 APR 2019 14:29:12

Middle Channel / Full RB



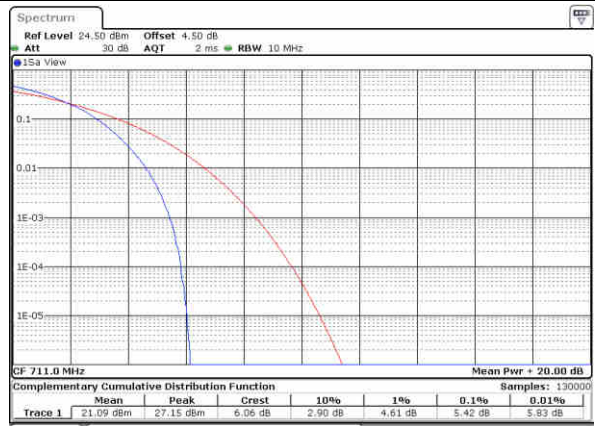
Date: 30 APR 2019 14:31:42

Highest Channel / 1RB



Date: 30 APR 2019 14:29:57

Highest Channel / Full RB



Date: 30 APR 2019 14:32:36



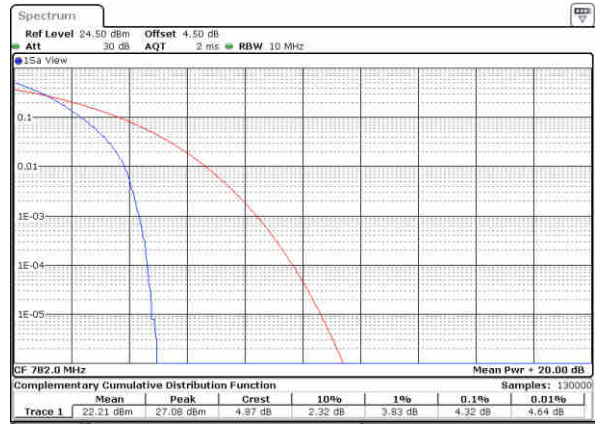
LTE Band 13 / 10MHz / QPSK

Middle Channel / 1RB



Date: 30 APR 2019 15:28:52

Middle Channel / Full RB



Date: 30 APR 2019 15:29:38

LTE Band 13 / 10MHz / 16QAM

Middle Channel / 1RB



Date: 30 APR 2019 15:29:04

Middle Channel / Full RB



Date: 30 APR 2019 15:29:51



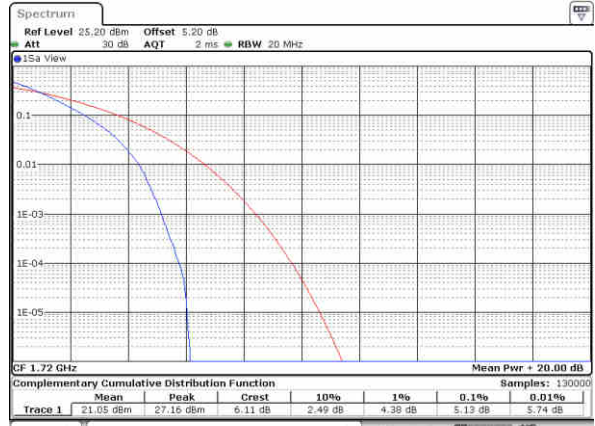
LTE Band 66 / 20MHz / QPSK

Lowest Channel / 1RB



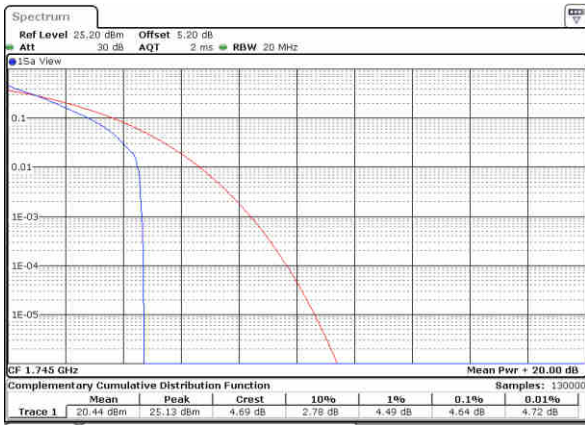
Date: 3 MAY 2019 09:41:54

Lowest Channel / Full RB



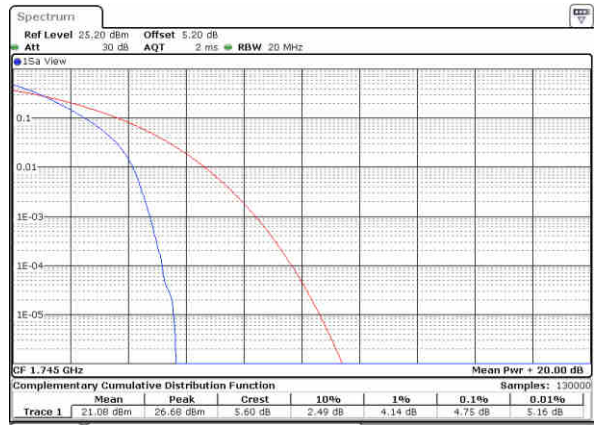
Date: 3 MAY 2019 09:46:00

Middle Channel / 1RB



Date: 3 MAY 2019 09:47:53

Middle Channel / Full RB



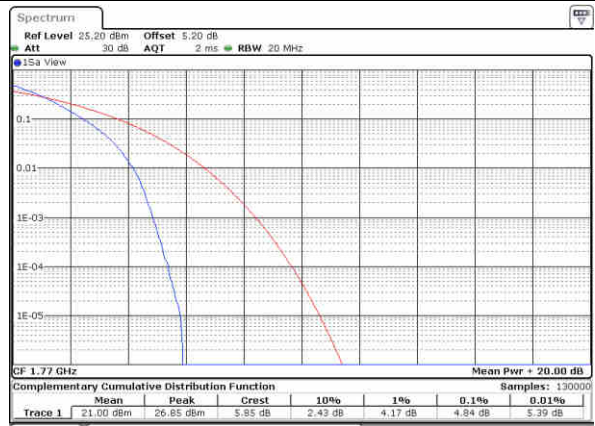
Date: 3 MAY 2019 09:52:01

Highest Channel / 1RB



Date: 3 MAY 2019 09:53:24

Highest Channel / Full RB

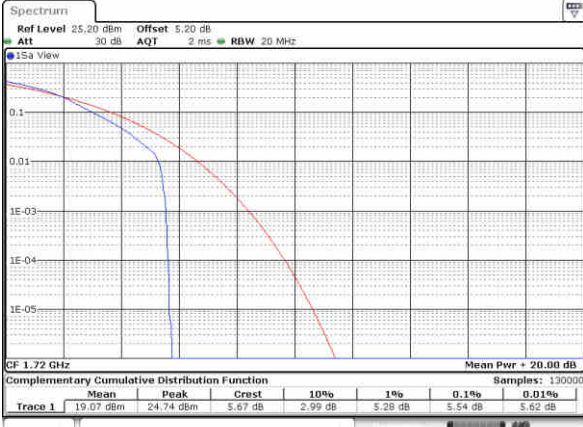


Date: 3 MAY 2019 09:58:19



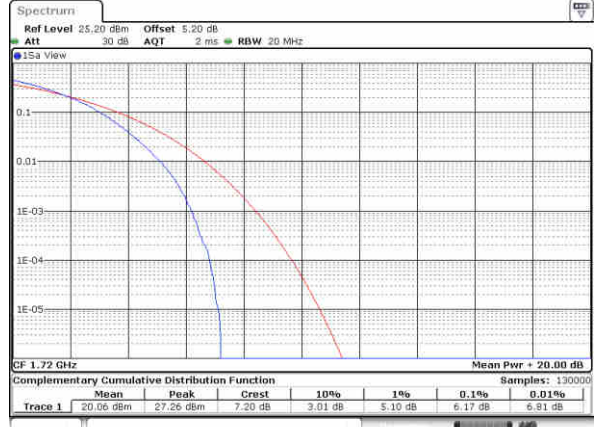
LTE Band 66 / 20MHz / 16QAM

Lowest Channel / 1RB



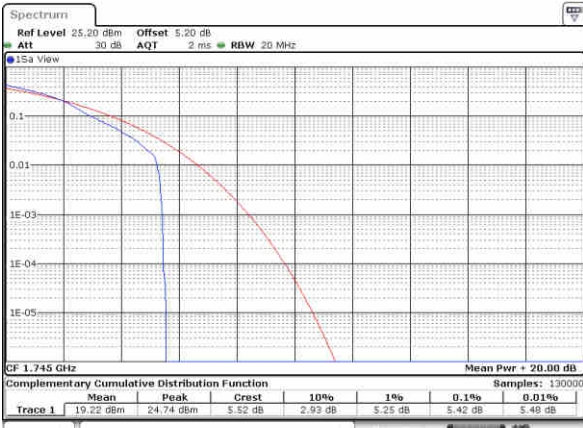
Date: 3 MAY 2019 09:42:16

Lowest Channel / Full RB



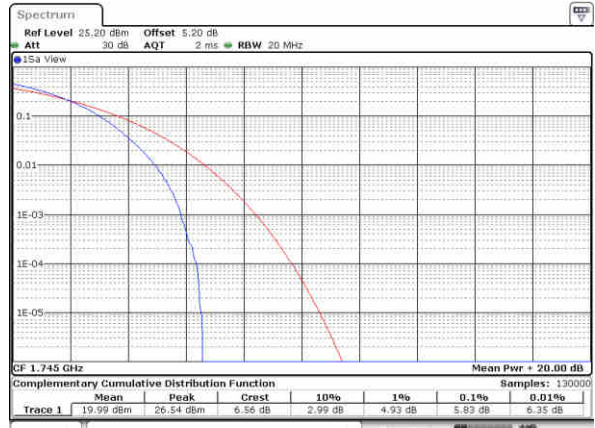
Date: 3 MAY 2019 09:46:16

Middle Channel / 1RB



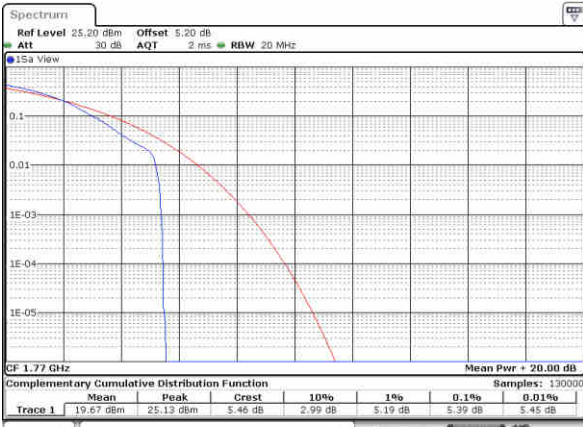
Date: 3 MAY 2019 09:48:44

Middle Channel / Full RB



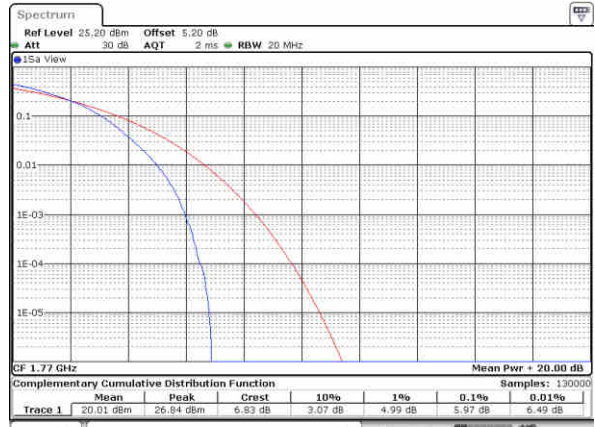
Date: 3 MAY 2019 09:52:17

Highest Channel / 1RB



Date: 3 MAY 2019 09:54:16

Highest Channel / Full RB



Date: 3 MAY 2019 09:56:35



26dB Bandwidth

| Mode | LTE Band 2 : 26dB BW(MHz) | | | | | | | | | | | |
|------------|---------------------------|-------|-------|-------|-------|-------|-------|-------|--------|--------|-------|-------|
| BW | 1.4MHz | | 3MHz | | 5MHz | | 10MHz | | 15MHz | | 20MHz | |
| Mod. | QPSK | 16QAM | QPSK | 16QAM | QPSK | 16QAM | QPSK | 16QAM | QPSK | 16QAM | QPSK | 16QAM |
| Lowest CH | 1.306 | 1.312 | 3.045 | 3.015 | 4.945 | 4.995 | 9.93 | 9.79 | 14.386 | 14.356 | 20.14 | 20.14 |
| Middle CH | 1.323 | 1.315 | 3.009 | 2.997 | 4.835 | 4.905 | 9.93 | 9.77 | 14.715 | 14.505 | 20.5 | 20.26 |
| Highest CH | 1.301 | 1.334 | 2.985 | 3.003 | 4.985 | 4.995 | 9.85 | 10.01 | 14.296 | 14.746 | 20.1 | 20.26 |

| Mode | LTE Band 5 : 26dB BW(MHz) | | | | | | | | | | | |
|------------|---------------------------|-------|-------|-------|-------|-------|-------|-------|-------|-------|-------|-------|
| BW | 1.4MHz | | 3MHz | | 5MHz | | 10MHz | | 15MHz | | 20MHz | |
| Mod. | QPSK | 16QAM | QPSK | 16QAM | QPSK | 16QAM | QPSK | 16QAM | QPSK | 16QAM | QPSK | 16QAM |
| Lowest CH | 1.264 | 1.262 | 2.997 | 3.039 | 4.935 | 4.975 | 9.97 | 9.89 | | | | |
| Middle CH | 1.278 | 1.306 | 3.003 | 3.003 | 4.965 | 4.895 | 9.87 | 9.81 | | | | |
| Highest CH | 1.281 | 1.290 | 3.021 | 3.027 | 4.925 | 4.895 | 9.79 | 9.83 | | | | |

| Mode | LTE Band 7 : 26dB BW(MHz) | | | | | | | | | | | |
|------------|---------------------------|-------|------|-------|-------|-------|-------|-------|--------|--------|-------|-------|
| BW | 1.4MHz | | 3MHz | | 5MHz | | 10MHz | | 15MHz | | 20MHz | |
| Mod. | QPSK | 16QAM | QPSK | 16QAM | QPSK | 16QAM | QPSK | 16QAM | QPSK | 16QAM | QPSK | 16QAM |
| Lowest CH | | | | | 4.925 | 4.975 | 9.75 | 9.83 | 14.326 | 14.446 | 20.26 | 20.28 |
| Middle CH | | | | | 5.035 | 4.955 | 9.81 | 9.81 | 14.685 | 14.266 | 20.14 | 20.10 |
| Highest CH | | | | | 4.905 | 4.955 | 9.89 | 9.79 | 14.386 | 14.356 | 20.18 | 20.22 |

| Mode | LTE Band 12 : 26dB BW(MHz) | | | | | | | | | | | |
|------------|----------------------------|-------|-------|-------|-------|-------|-------|-------|-------|-------|-------|-------|
| BW | 1.4MHz | | 3MHz | | 5MHz | | 10MHz | | 15MHz | | 20MHz | |
| Mod. | QPSK | 16QAM | QPSK | 16QAM | QPSK | 16QAM | QPSK | 16QAM | QPSK | 16QAM | QPSK | 16QAM |
| Lowest CH | 1.287 | 1.267 | 3.003 | 3.051 | 4.975 | 4.805 | 9.77 | 9.59 | | | | |
| Middle CH | 1.267 | 1.295 | 3.027 | 2.991 | 4.955 | 5.015 | 9.77 | 9.67 | | | | |
| Highest CH | 1.256 | 1.281 | 3.033 | 3.039 | 4.945 | 4.885 | 9.81 | 9.95 | | | | |



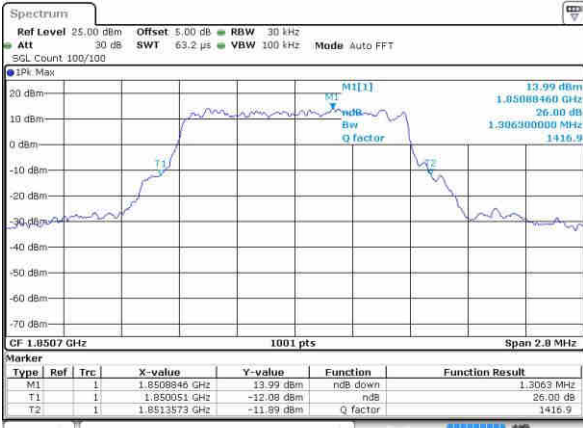
| Mode | LTE Band 13 : 26dB BW(MHz) | | | | | | | | | | | |
|------------|----------------------------|-------|------|-------|-------|-------|-------|-------|-------|-------|-------|-------|
| | 1.4MHz | | 3MHz | | 5MHz | | 10MHz | | 15MHz | | 20MHz | |
| BW | QPSK | 16QAM | QPSK | 16QAM | QPSK | 16QAM | QPSK | 16QAM | QPSK | 16QAM | QPSK | 16QAM |
| Mod. | | | | | | | | | | | | |
| Lowest CH | | | | | 5.005 | 4.945 | | | | | | |
| Middle CH | | | | | 4.915 | 4.945 | 9.65 | 9.85 | | | | |
| Highest CH | | | | | 5.055 | 4.925 | | | | | | |

| Mode | LTE Band 66 : 26dB BW(MHz) | | | | | | | | | | | |
|------------|----------------------------|-------|-------|-------|-------|-------|-------|-------|--------|--------|-------|-------|
| | 1.4MHz | | 3MHz | | 5MHz | | 10MHz | | 15MHz | | 20MHz | |
| BW | QPSK | 16QAM | QPSK | 16QAM | QPSK | 16QAM | QPSK | 16QAM | QPSK | 16QAM | QPSK | 16QAM |
| Mod. | | | | | | | | | | | | |
| Lowest CH | 1.267 | 1.270 | 3.009 | 3.009 | 4.895 | 4.905 | 9.87 | 9.83 | 14.236 | 14.386 | 20.14 | 20.18 |
| Middle CH | 1.259 | 1.306 | 3.015 | 3.015 | 4.925 | 4.935 | 9.83 | 9.73 | 14.595 | 14.446 | 20.14 | 20.34 |
| Highest CH | 1.287 | 1.309 | 3.039 | 3.039 | 4.865 | 4.985 | 9.69 | 9.85 | 14.356 | 14.505 | 20.1 | 20.1 |



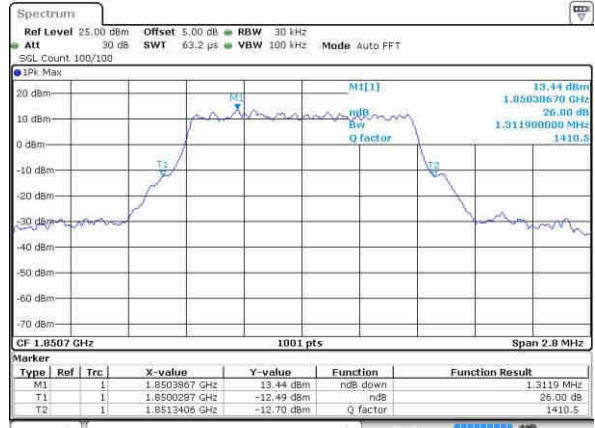
LTE Band 2

Lowest Channel / 1.4MHz / QPSK



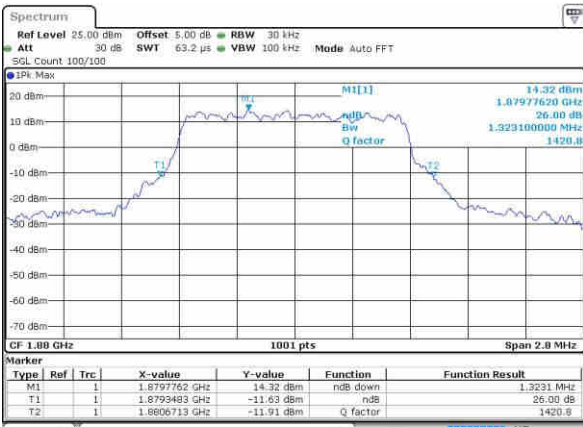
Date: 25 APR 2019 17:10:33

Lowest Channel / 1.4MHz / 16QAM



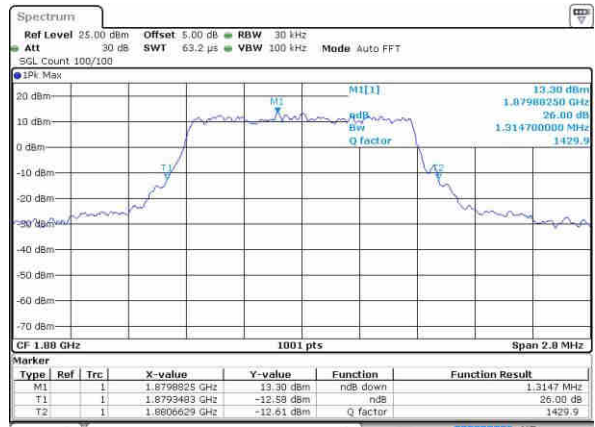
Date: 25 APR 2019 17:10:57

Middle Channel / 1.4MHz / QPSK



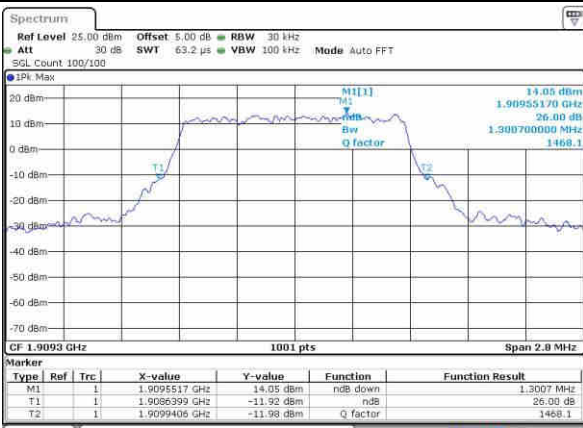
Date: 25 APR 2019 17:12:14

Middle Channel / 1.4MHz / 16QAM



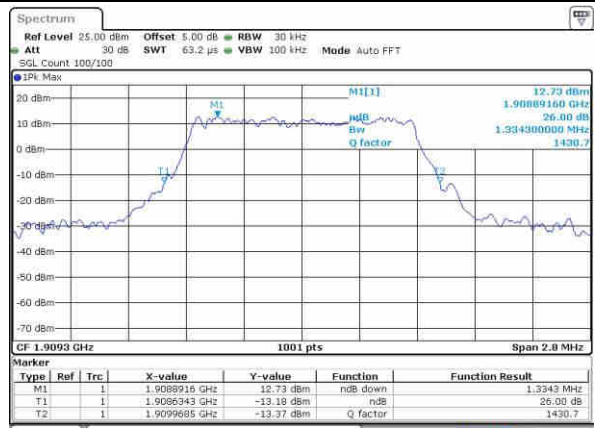
Date: 25 APR 2019 17:12:38

Highest Channel / 1.4MHz / QPSK



Date: 25 APR 2019 17:13:38

Highest Channel / 1.4MHz / 16QAM

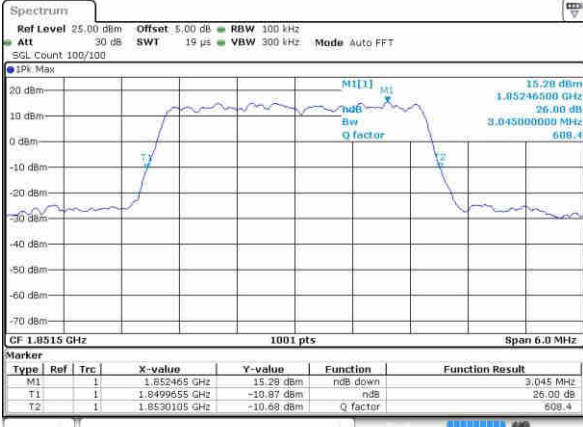


Date: 25 APR 2019 17:14:04



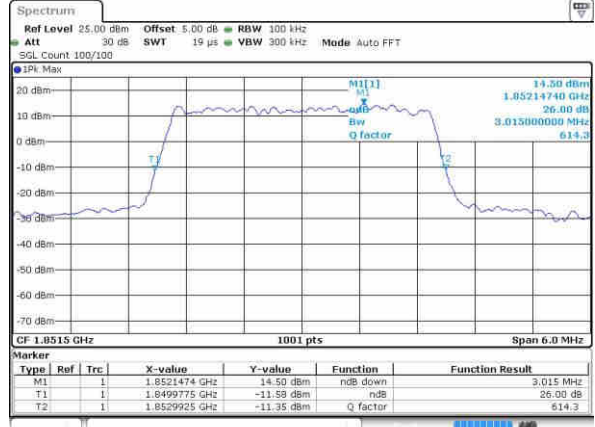
LTE Band 2

Lowest Channel / 3MHz / QPSK



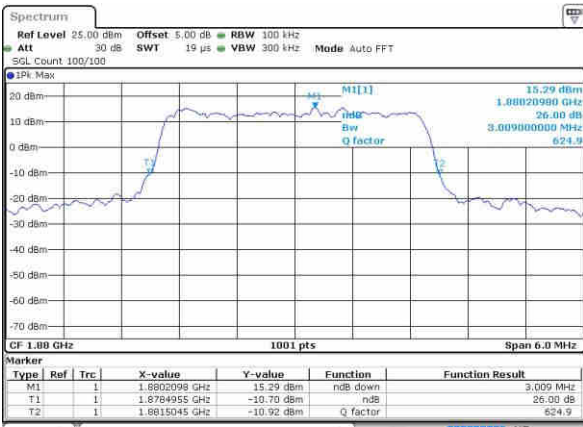
Date: 25 APR 2019 17:24:36

Lowest Channel / 3MHz / 16QAM



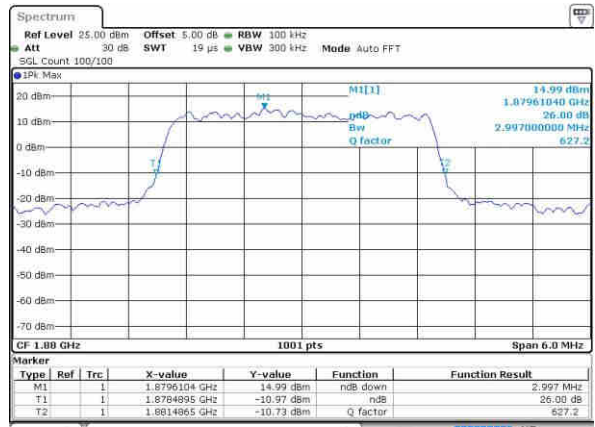
Date: 25 APR 2019 17:24:47

Middle Channel / 3MHz / QPSK



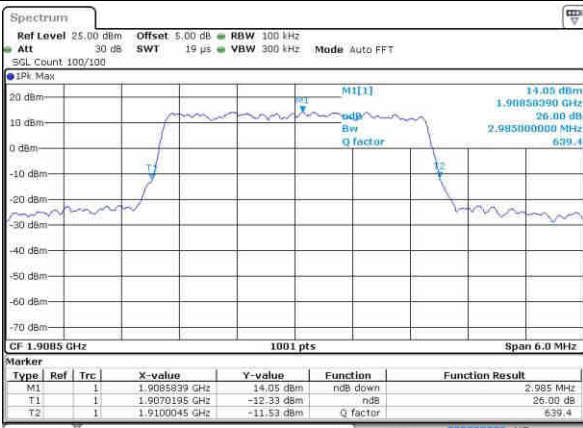
Date: 25 APR 2019 17:29:16

Middle Channel / 3MHz / 16QAM



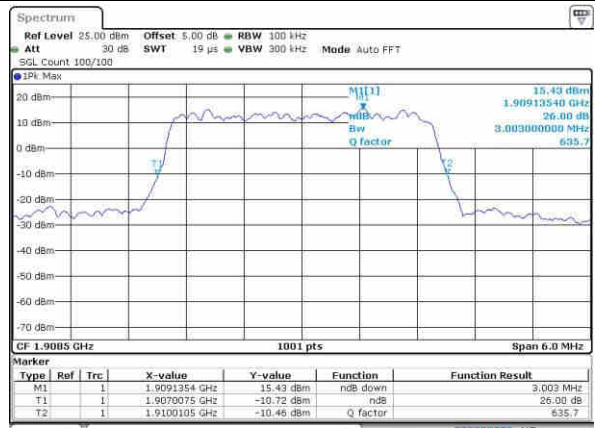
Date: 25 APR 2019 17:29:27

Highest Channel / 3MHz / QPSK



Date: 25 APR 2019 17:30:01

Highest Channel / 3MHz / 16QAM

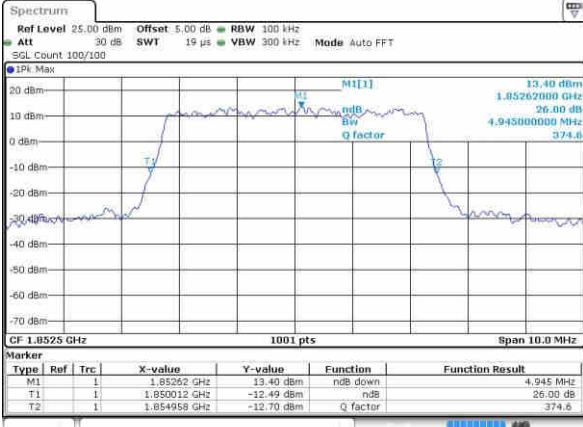


Date: 25 APR 2019 17:30:12



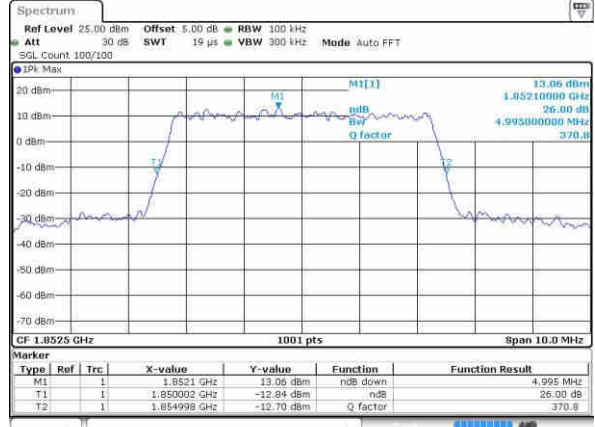
LTE Band 2

Lowest Channel / 5MHz / QPSK



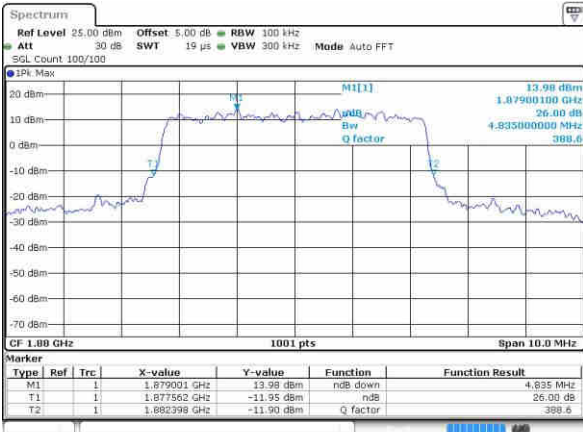
Date: 25 APR 2019 17:34:41

Lowest Channel / 5MHz / 16QAM



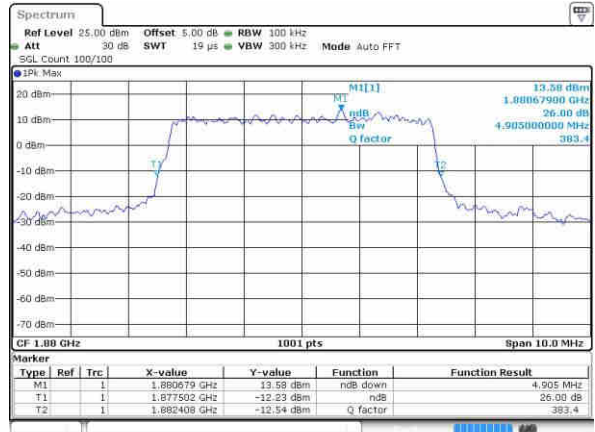
Date: 25 APR 2019 17:34:52

Middle Channel / 5MHz / QPSK



Date: 25 APR 2019 17:38:21

Middle Channel / 5MHz / 16QAM



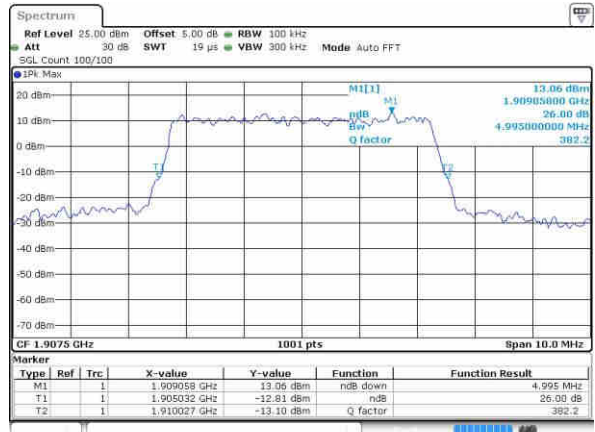
Date: 25 APR 2019 17:38:32

Highest Channel / 5MHz / QPSK



Date: 25 APR 2019 17:40:06

Highest Channel / 5MHz / 16QAM

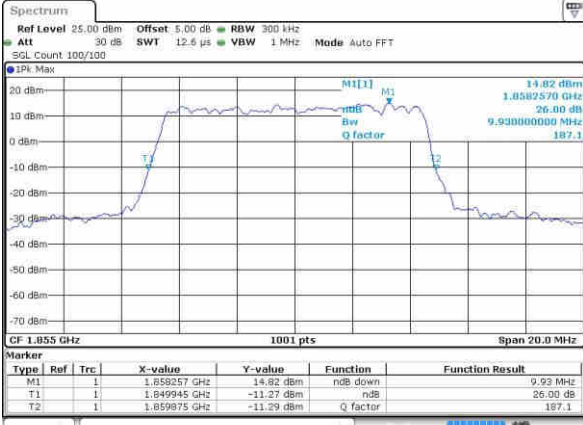


Date: 25 APR 2019 17:40:17



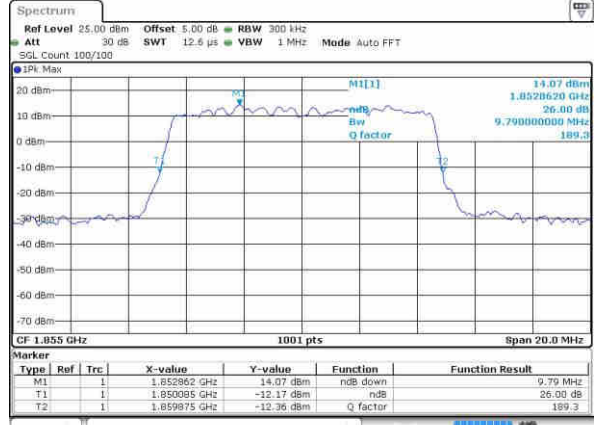
LTE Band 2

Lowest Channel / 10MHz / QPSK



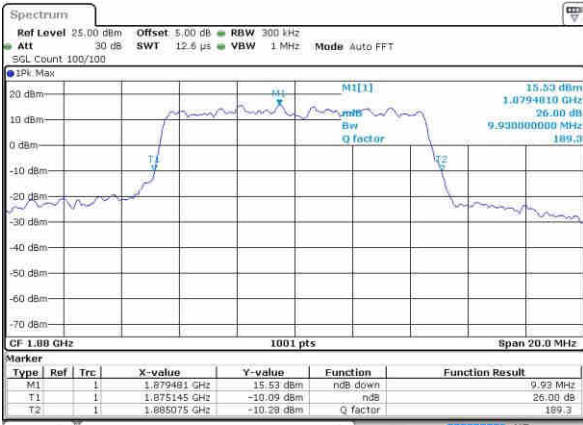
Date: 25 APR 2019 17:44:46

Lowest Channel / 10MHz / 16QAM



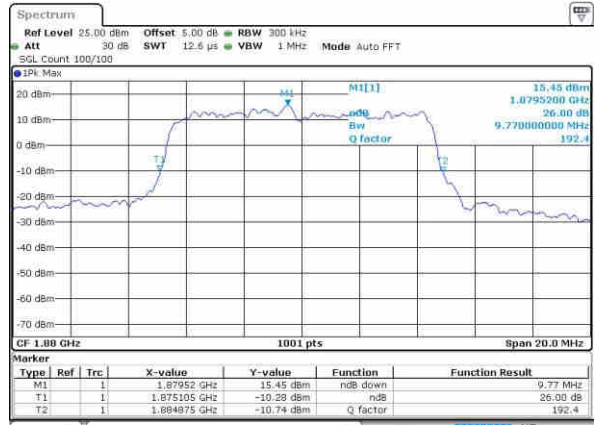
Date: 25 APR 2019 17:44:57

Middle Channel / 10MHz / QPSK



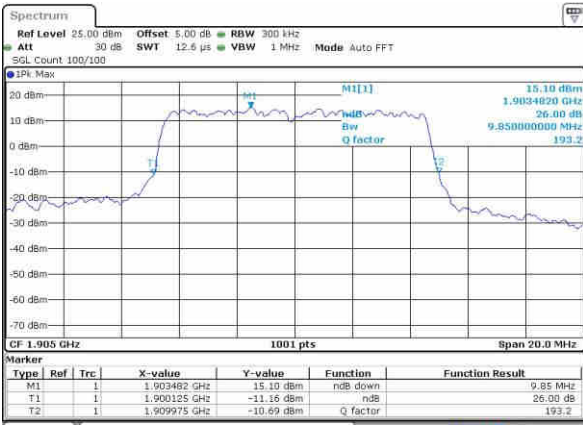
Date: 25 APR 2019 17:49:26

Middle Channel / 10MHz / 16QAM



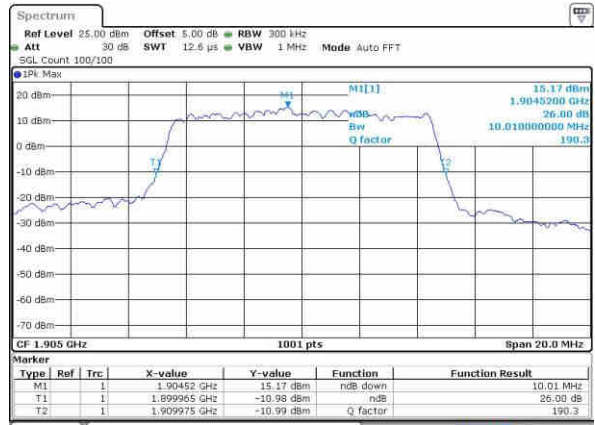
Date: 25 APR 2019 17:49:37

Highest Channel / 10MHz / QPSK



Date: 25 APR 2019 17:50:11

Highest Channel / 10MHz / 16QAM

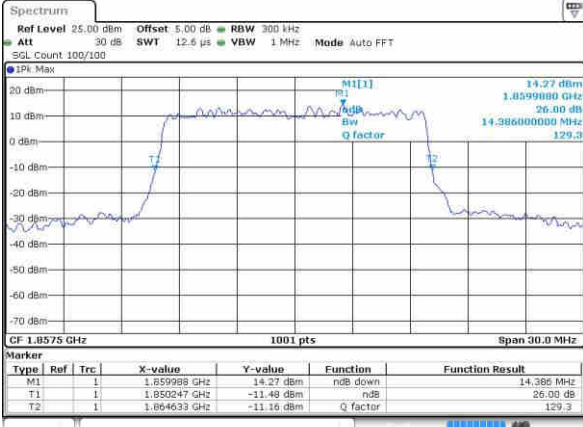


Date: 25 APR 2019 17:50:22



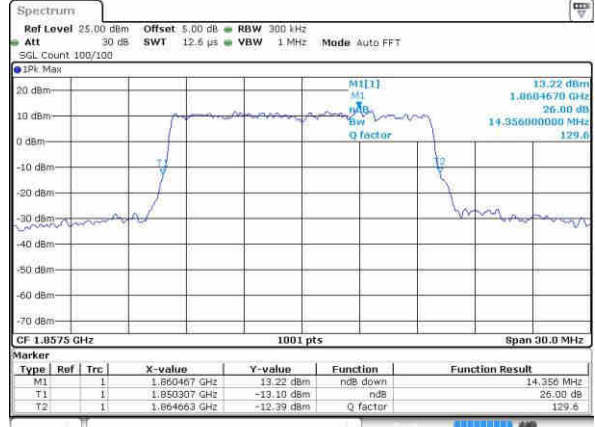
LTE Band 2

Lowest Channel / 15MHz / QPSK



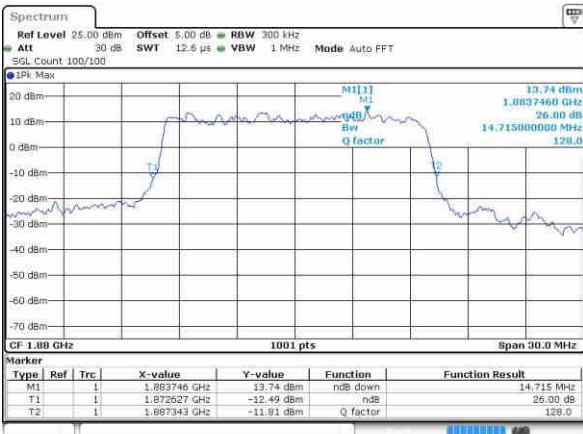
Date: 25 APR 2019 17:54:51

Lowest Channel / 15MHz / 16QAM



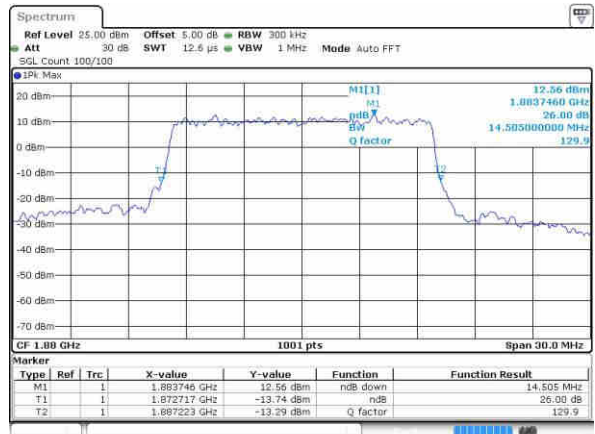
Date: 25 APR 2019 17:55:02

Middle Channel / 15MHz / QPSK



Date: 25 APR 2019 17:58:31

Middle Channel / 15MHz / 16QAM



Date: 25 APR 2019 17:58:42

Highest Channel / 15MHz / QPSK



Date: 25 APR 2019 18:00:16

Highest Channel / 15MHz / 16QAM

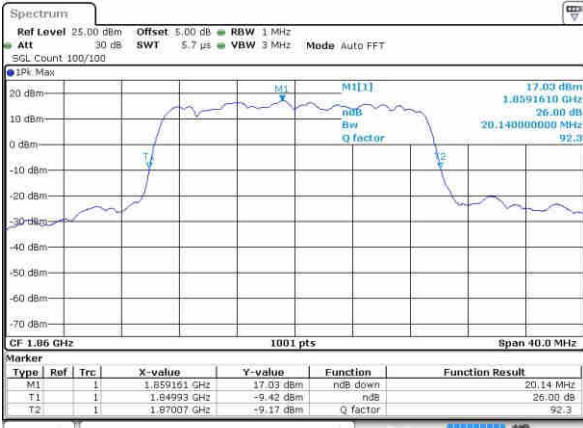


Date: 25 APR 2019 18:00:27



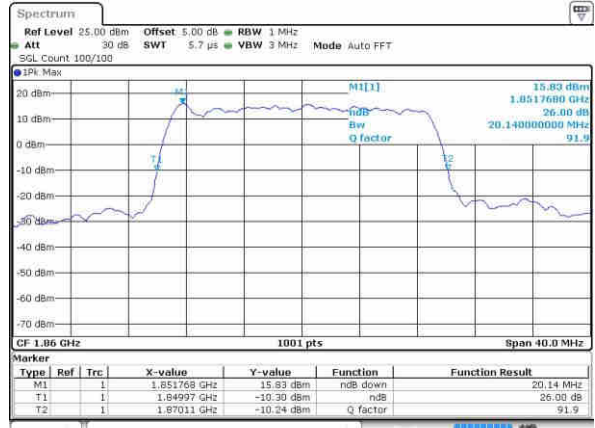
LTE Band 2

Lowest Channel / 20MHz / QPSK



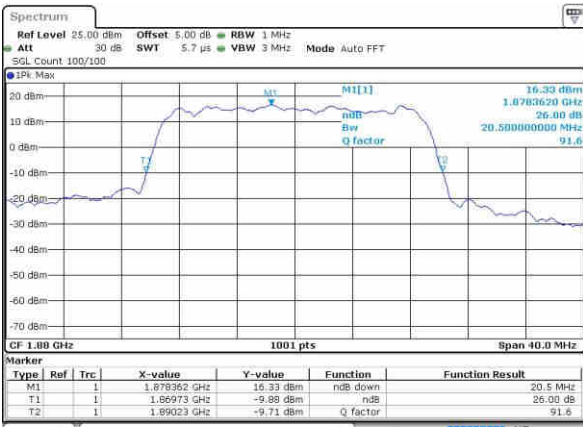
Date: 25 APR 2019 18:05:05

Lowest Channel / 20MHz / 16QAM



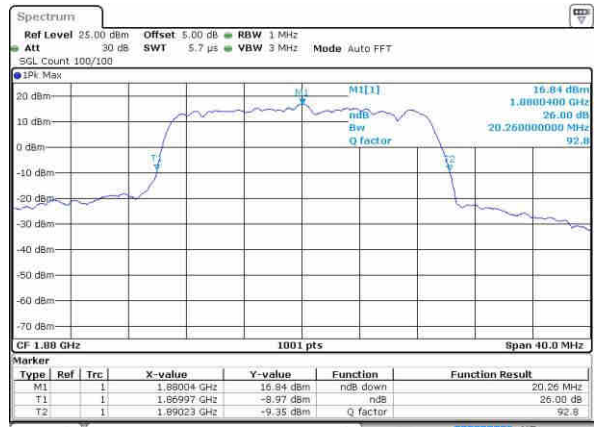
Date: 25 APR 2019 18:05:19

Middle Channel / 20MHz / QPSK



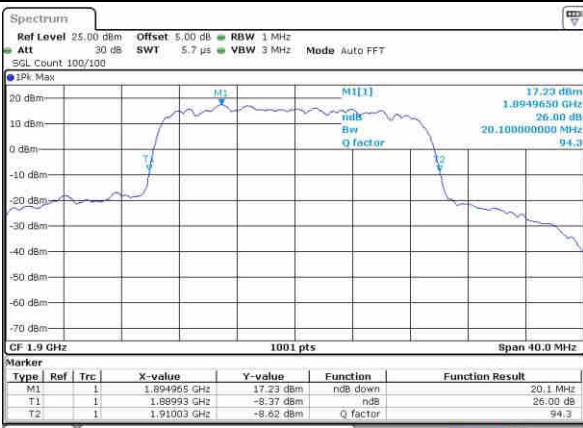
Date: 25 APR 2019 18:09:48

Middle Channel / 20MHz / 16QAM



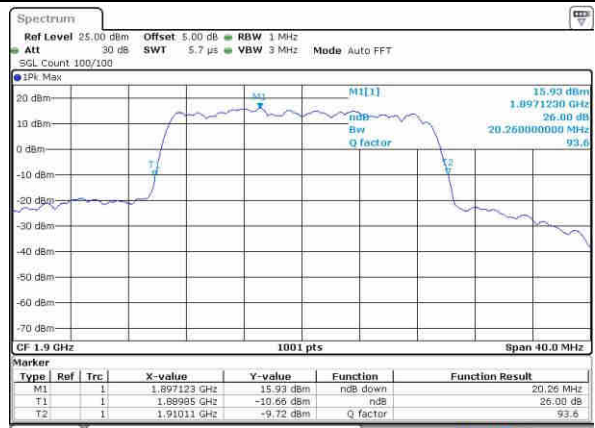
Date: 25 APR 2019 18:09:59

Highest Channel / 20MHz / QPSK



Date: 25 APR 2019 18:10:33

Highest Channel / 20MHz / 16QAM

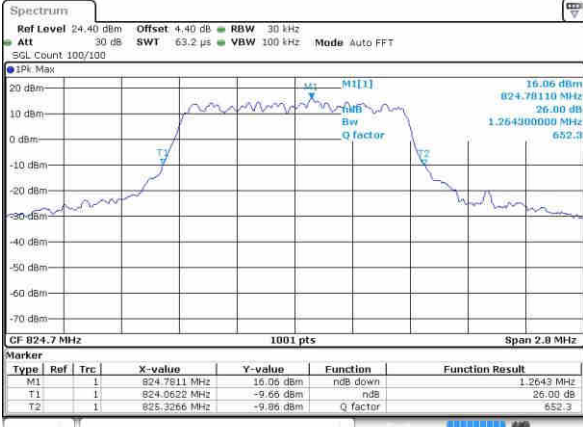


Date: 25 APR 2019 18:10:44



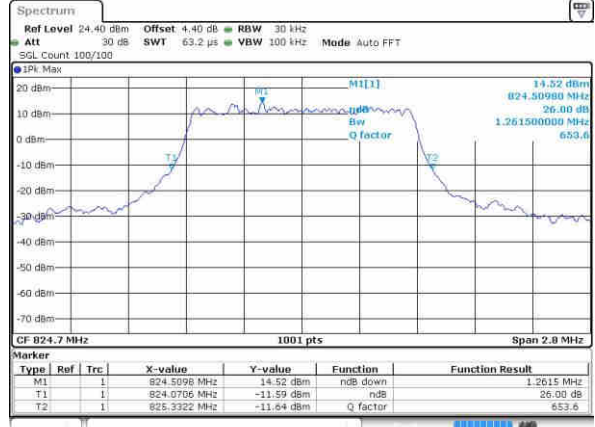
LTE Band 5

Lowest Channel / 1.4MHz / QPSK



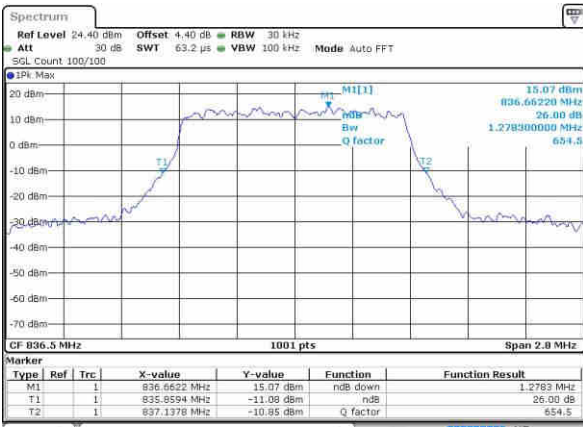
Date: 26 APR 2019 09:55:02

Lowest Channel / 1.4MHz / 16QAM



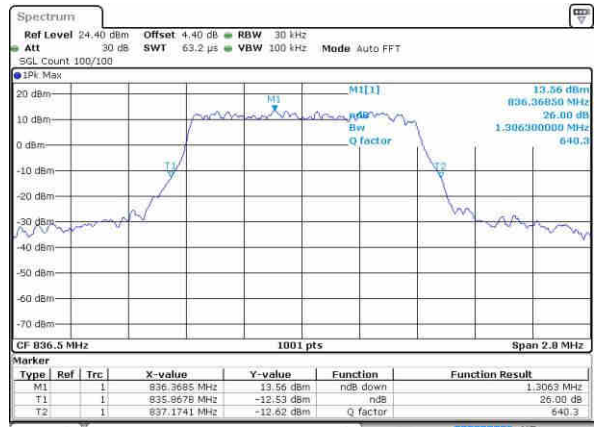
Date: 26 APR 2019 09:54:50

Middle Channel / 1.4MHz / QPSK



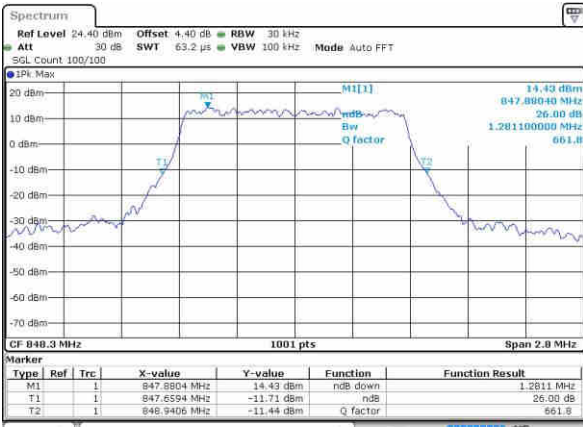
Date: 26 APR 2019 10:02:10

Middle Channel / 1.4MHz / 16QAM



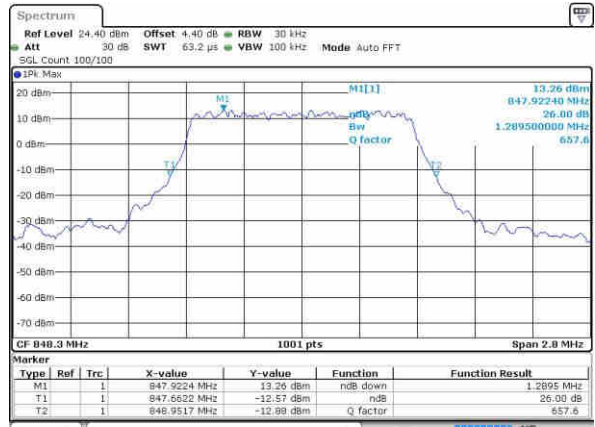
Date: 26 APR 2019 10:02:21

Highest Channel / 1.4MHz / QPSK



Date: 26 APR 2019 10:02:55

Highest Channel / 1.4MHz / 16QAM

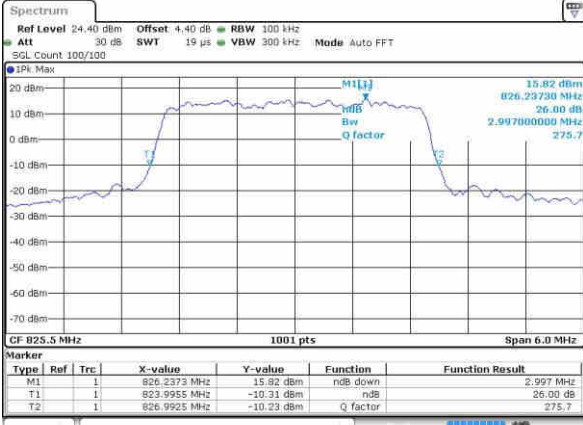


Date: 26 APR 2019 10:03:06



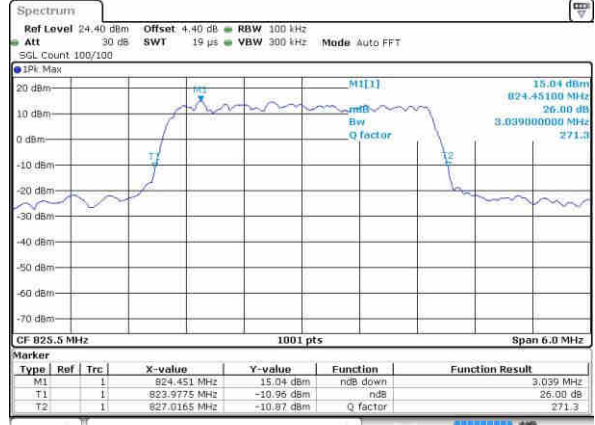
LTE Band 5

Lowest Channel / 3MHz / QPSK



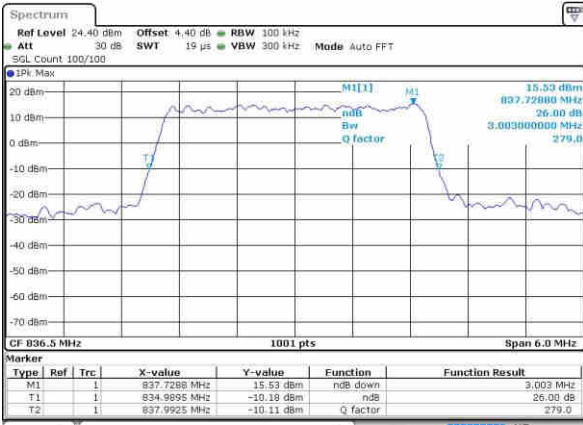
Date: 26 APR 2019 11:18:21

Lowest Channel / 3MHz / 16QAM



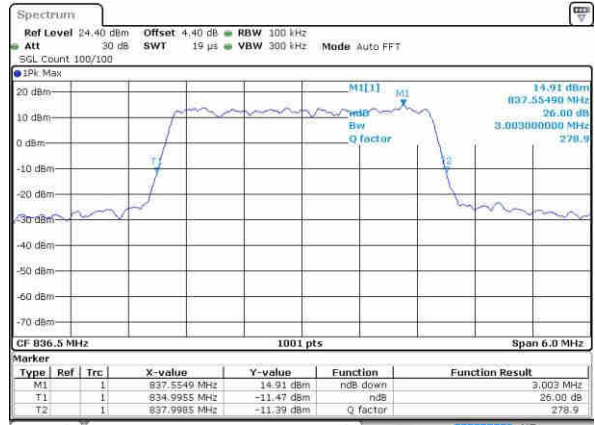
Date: 26 APR 2019 11:18:32

Middle Channel / 3MHz / QPSK



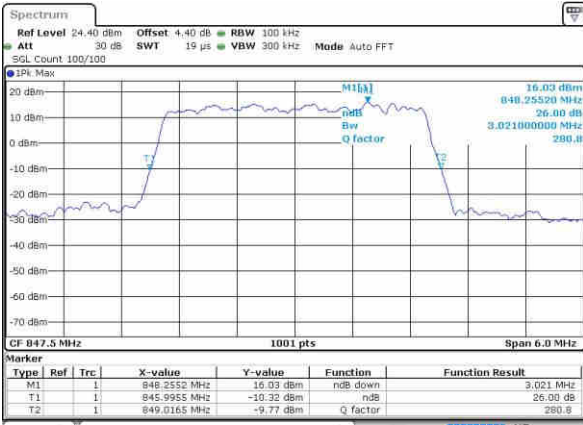
Date: 26 APR 2019 11:21:03

Middle Channel / 3MHz / 16QAM



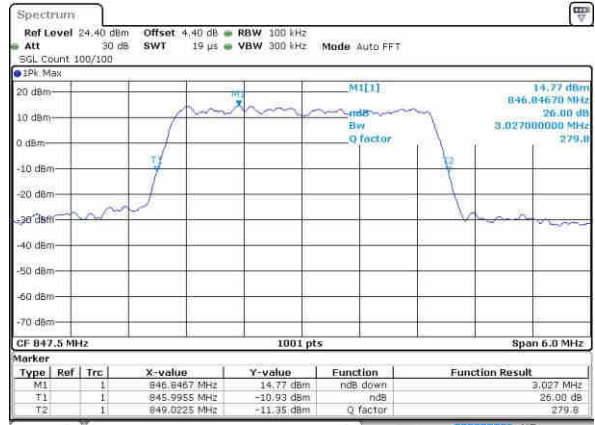
Date: 26 APR 2019 11:20:36

Highest Channel / 3MHz / QPSK



Date: 26 APR 2019 11:21:38

Highest Channel / 3MHz / 16QAM

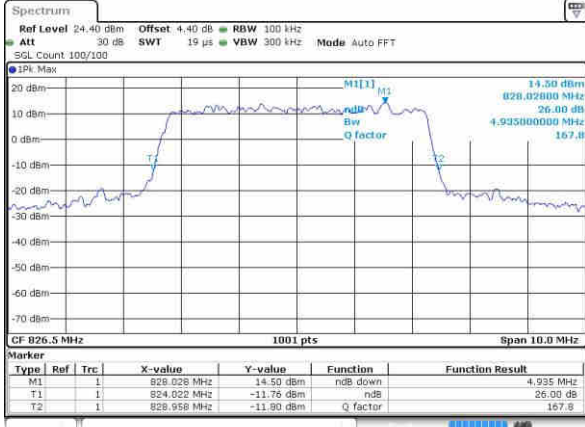


Date: 26 APR 2019 11:22:03



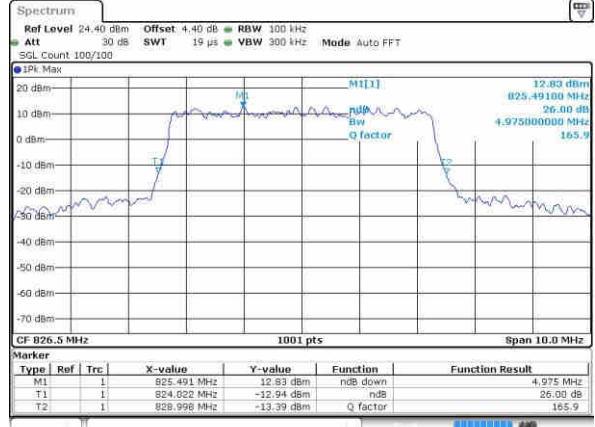
LTE Band 5

Lowest Channel / 5MHz / QPSK



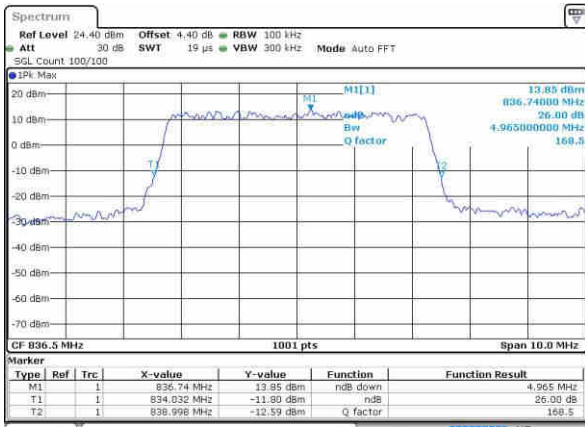
Date: 26 APR 2019 11:36:54

Lowest Channel / 5MHz / 16QAM



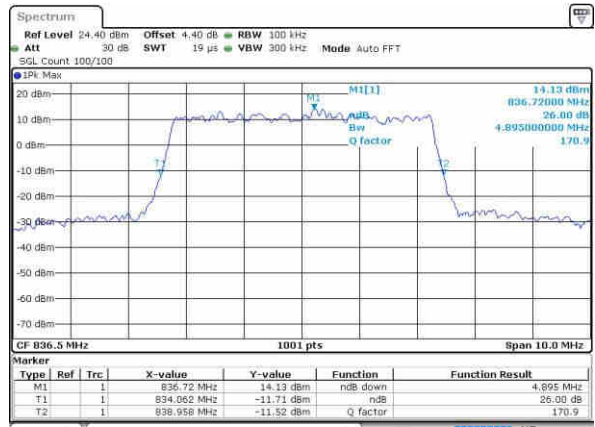
Date: 26 APR 2019 11:37:21

Middle Channel / 5MHz / QPSK



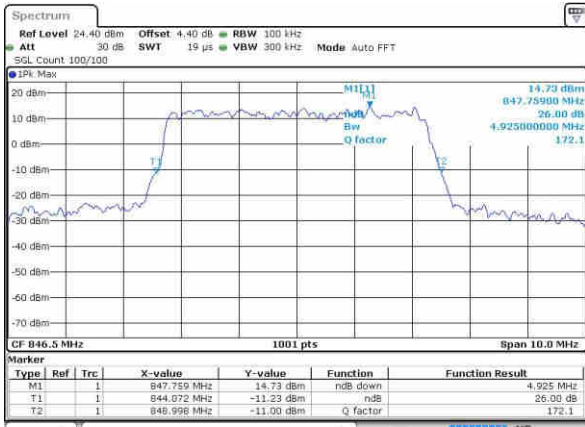
Date: 26 APR 2019 10:11:00

Middle Channel / 5MHz / 16QAM



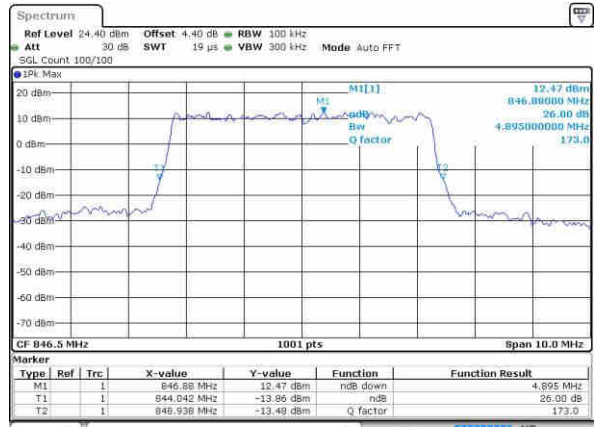
Date: 26 APR 2019 10:11:11

Highest Channel / 5MHz / QPSK



Date: 26 APR 2019 10:11:44

Highest Channel / 5MHz / 16QAM

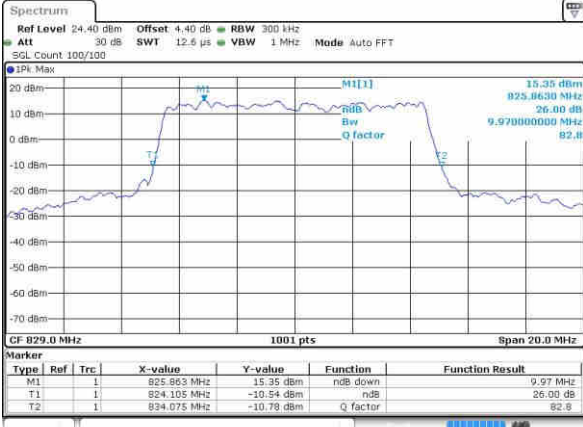


Date: 26 APR 2019 10:11:56



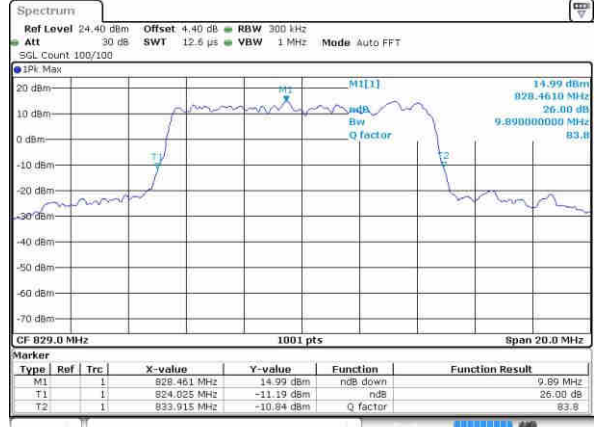
LTE Band 5

Lowest Channel / 10MHz / QPSK



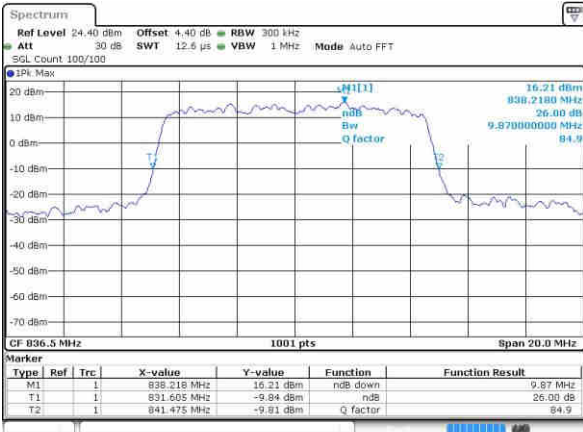
Date: 26 APR 2019 10:19:04

Lowest Channel / 10MHz / 16QAM



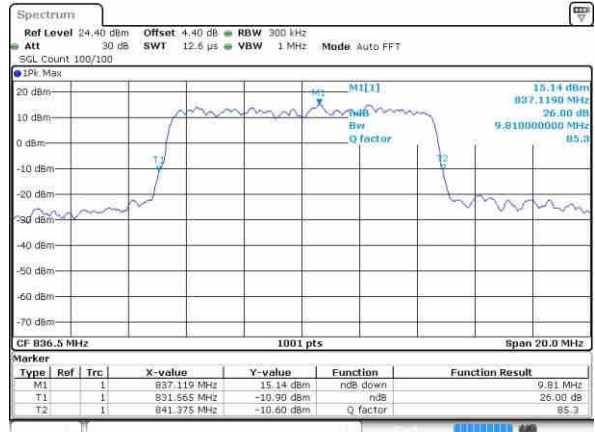
Date: 26 APR 2019 10:19:15

Middle Channel / 10MHz / QPSK



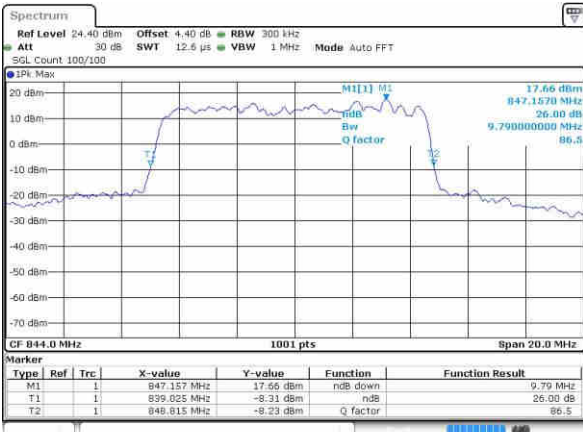
Date: 26 APR 2019 10:26:24

Middle Channel / 10MHz / 16QAM



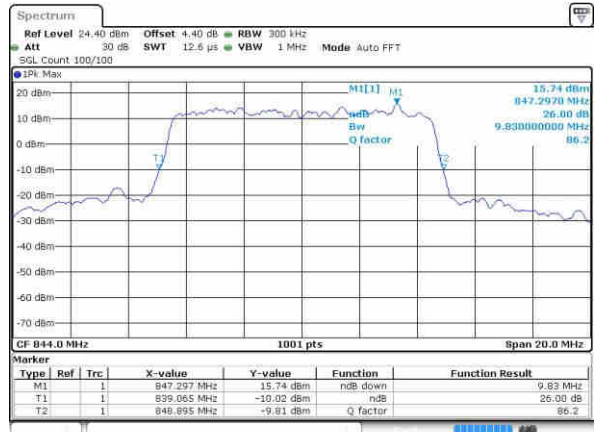
Date: 26 APR 2019 10:26:35

Highest Channel / 10MHz / QPSK



Date: 26 APR 2019 10:27:09

Highest Channel / 10MHz / 16QAM

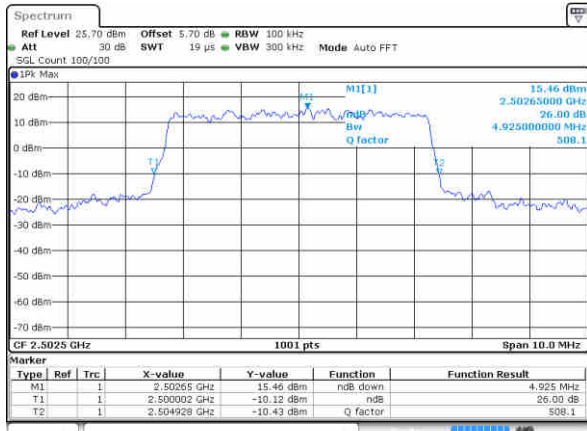


Date: 26 APR 2019 10:27:20



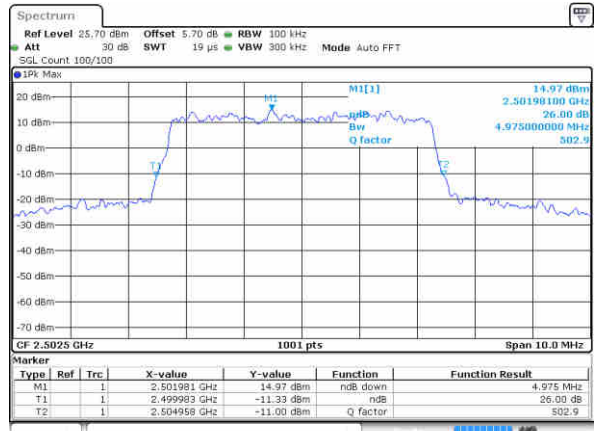
LTE Band 7

Lowest Channel / 5MHz / QPSK



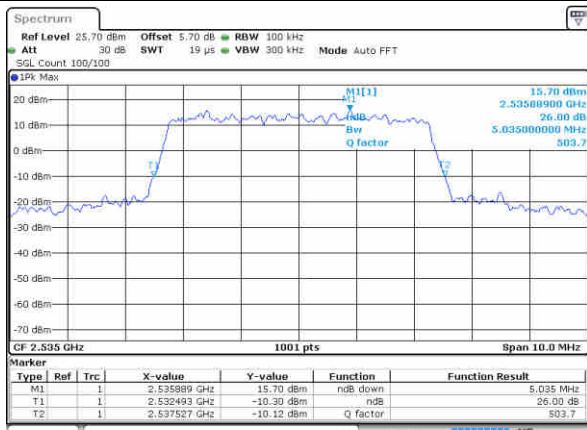
Date: 30 APR 2019 09:26:49

Lowest Channel / 5MHz / 16QAM



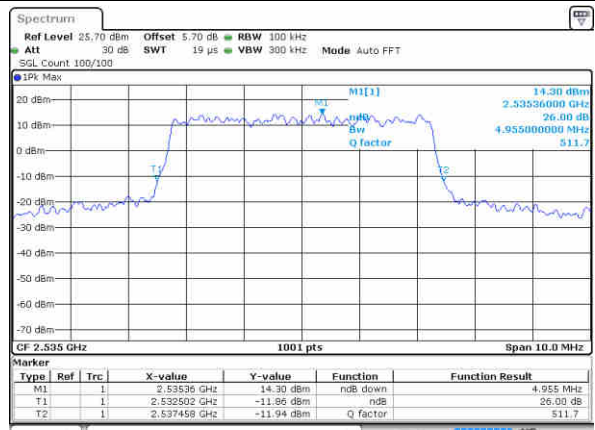
Date: 30 APR 2019 09:27:09

Middle Channel / 5MHz / QPSK



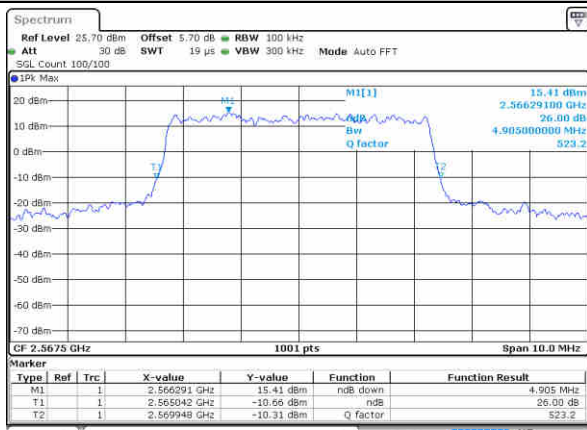
Date: 30 APR 2019 09:27:49

Middle Channel / 5MHz / 16QAM



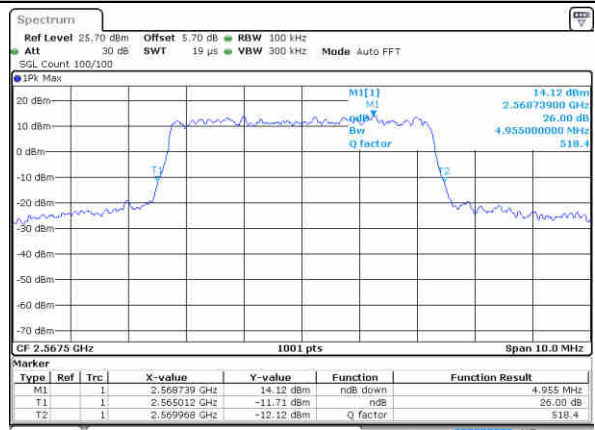
Date: 30 APR 2019 09:27:29

Highest Channel / 5MHz / QPSK



Date: 30 APR 2019 09:28:09

Highest Channel / 5MHz / 16QAM

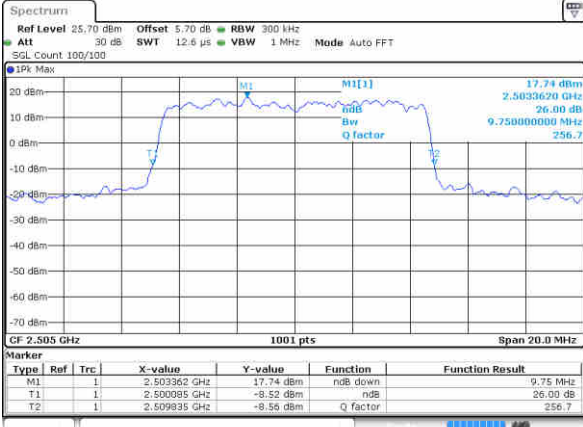


Date: 30 APR 2019 09:28:29



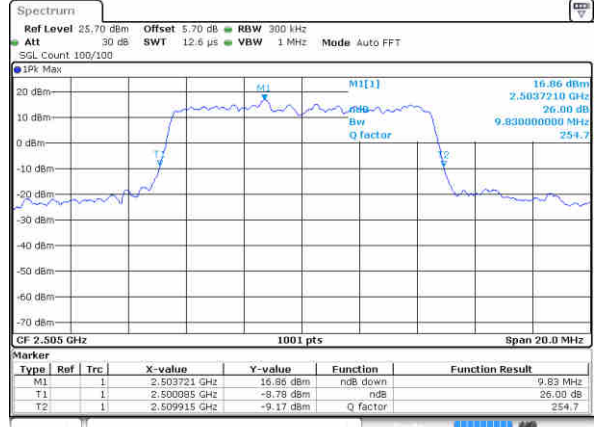
LTE Band 7

Lowest Channel / 10MHz / QPSK



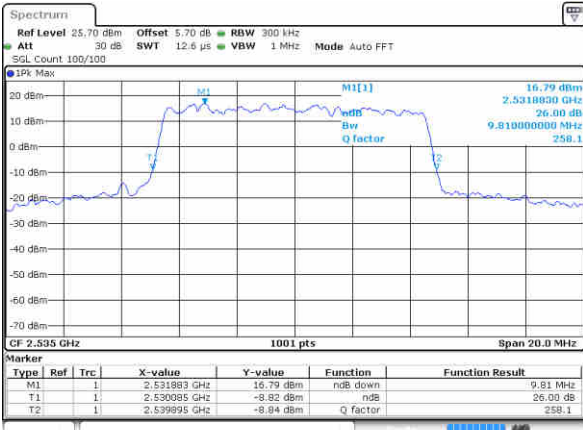
Date: 30 APR 2019 09:37:55

Lowest Channel / 10MHz / 16QAM



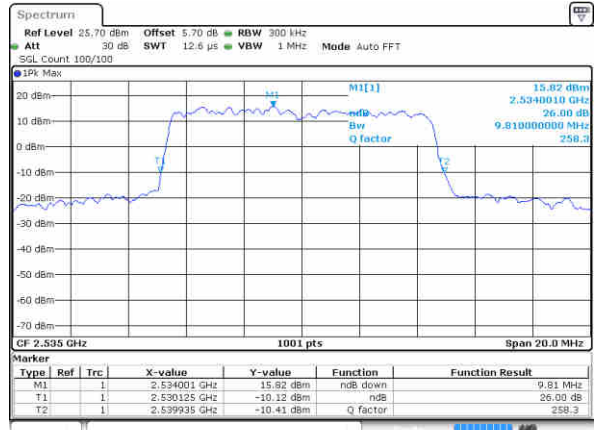
Date: 30 APR 2019 09:38:15

Middle Channel / 10MHz / QPSK



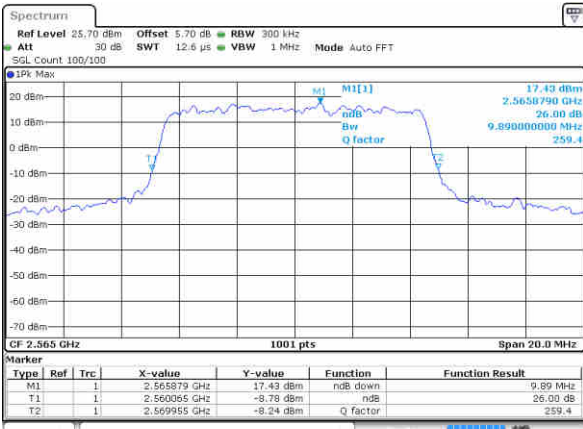
Date: 30 APR 2019 09:38:55

Middle Channel / 10MHz / 16QAM



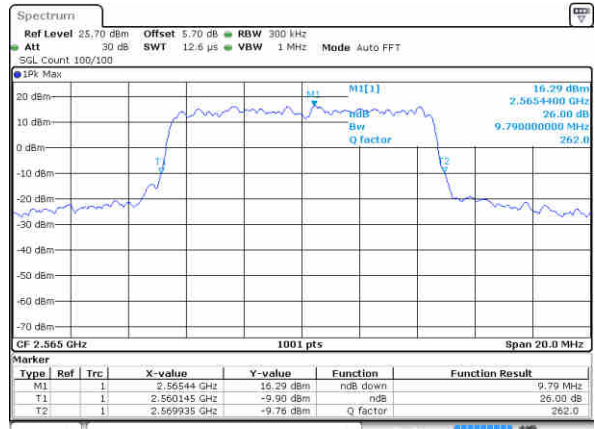
Date: 30 APR 2019 09:38:35

Highest Channel / 10MHz / QPSK



Date: 30 APR 2019 09:39:15

Highest Channel / 10MHz / 16QAM

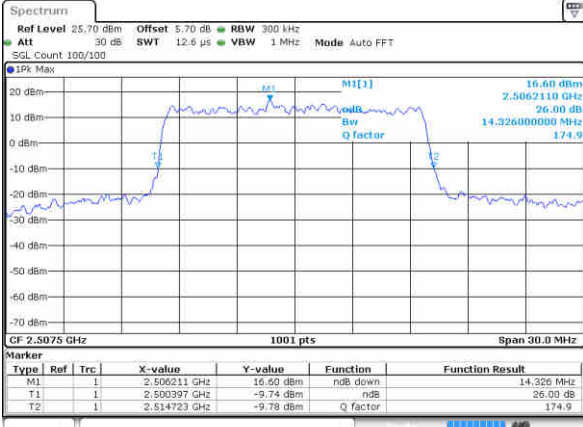


Date: 30 APR 2019 09:39:35



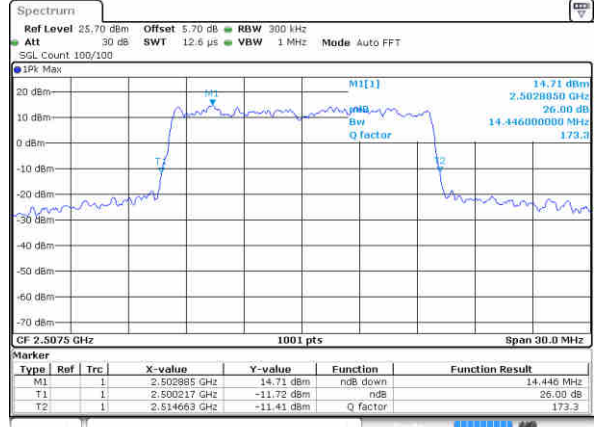
LTE Band 7

Lowest Channel / 15MHz / QPSK



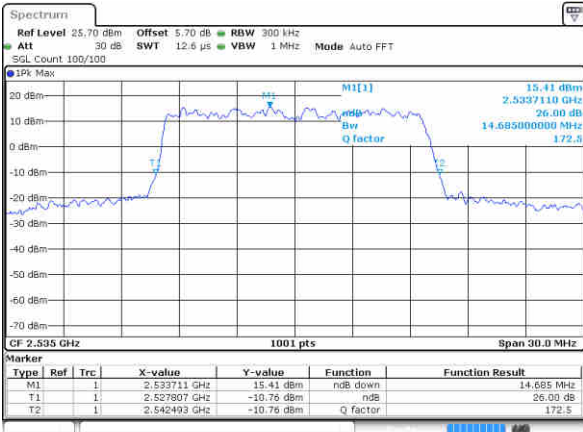
Date: 30 APR 2019 09:49:19

Lowest Channel / 15MHz / 16QAM



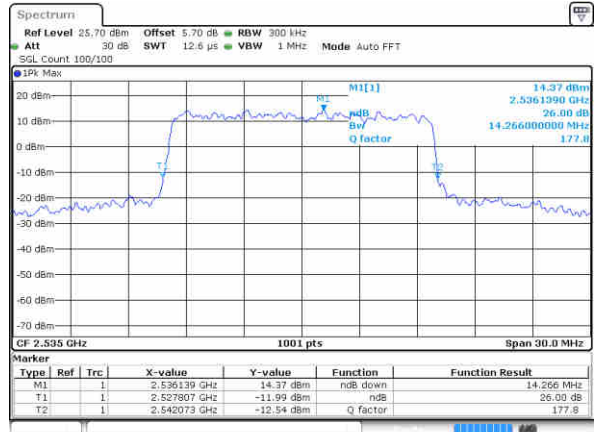
Date: 30 APR 2019 09:48:59

Middle Channel / 15MHz / QPSK



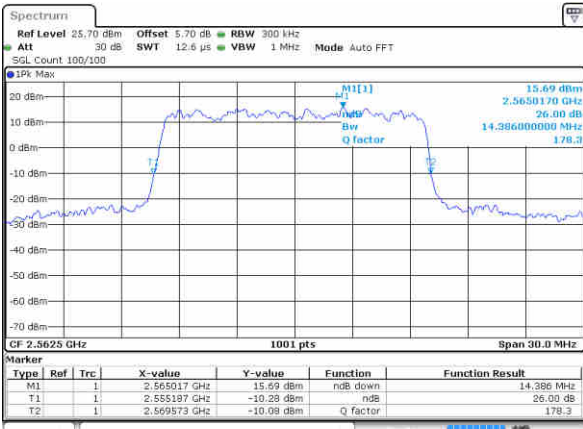
Date: 30 APR 2019 09:49:39

Middle Channel / 15MHz / 16QAM



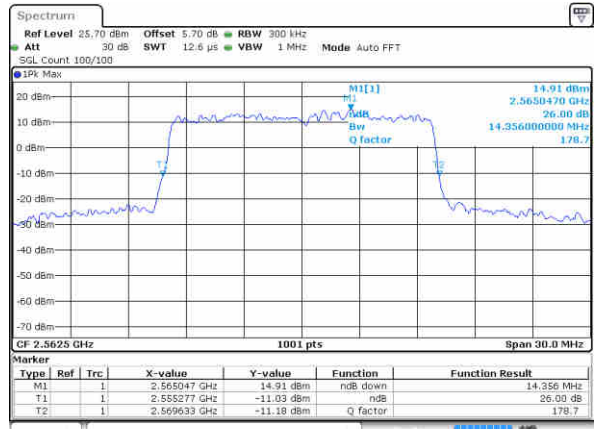
Date: 30 APR 2019 09:49:59

Highest Channel / 15MHz / QPSK



Date: 30 APR 2019 09:50:39

Highest Channel / 15MHz / 16QAM



Date: 30 APR 2019 09:50:19