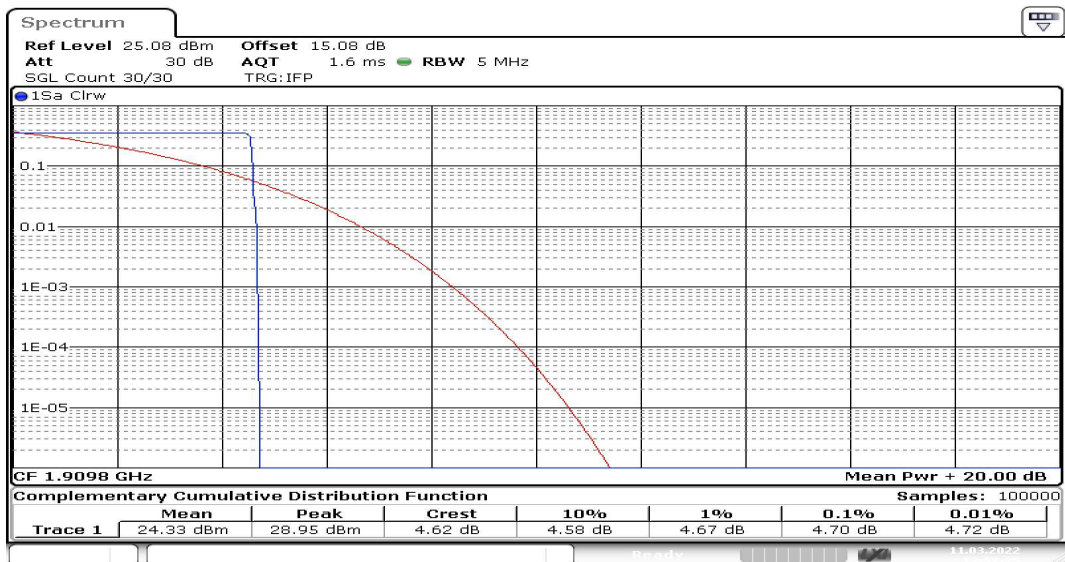
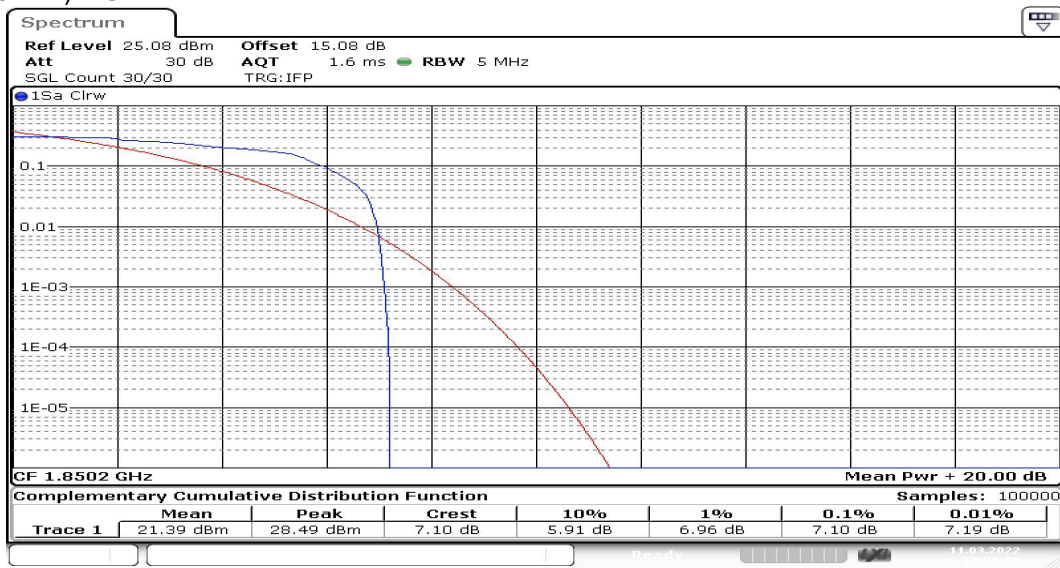


Channel 661

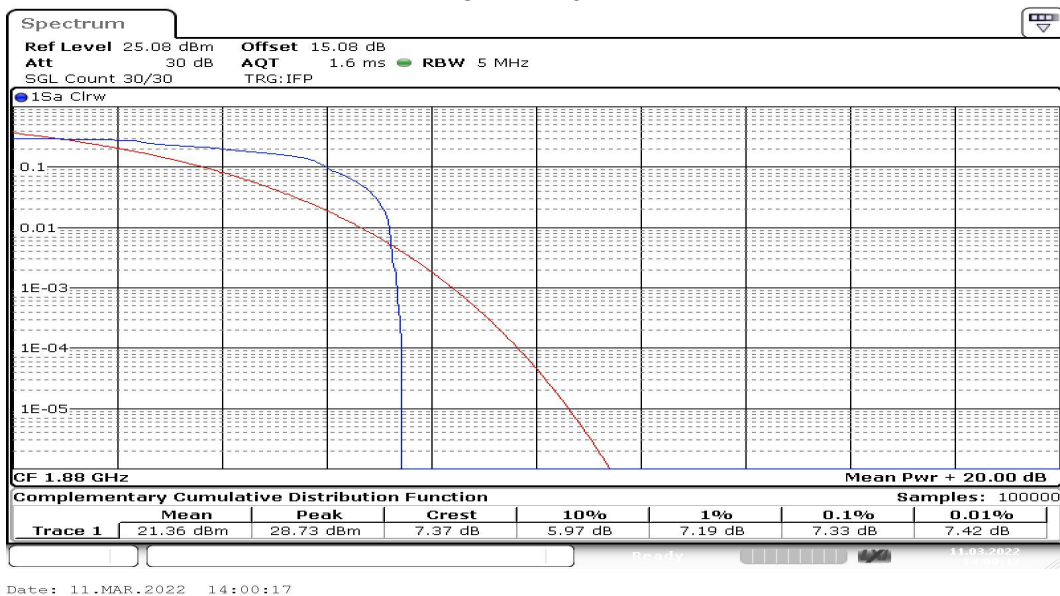


Channel 810

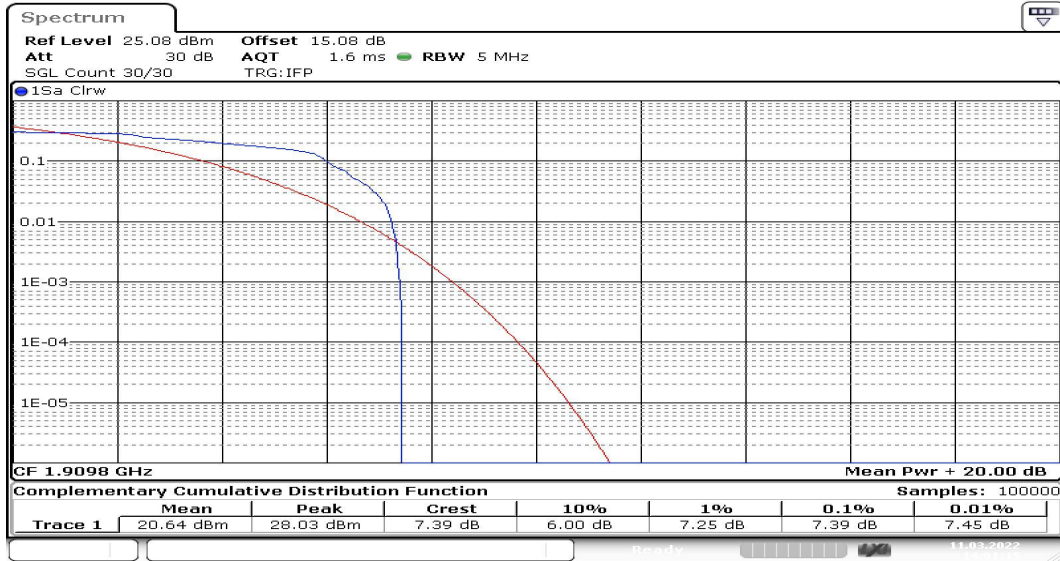
EGPRS (8PSK) MODE:



Channel 512



Channel 661



Date: 11.MAR.2022 14:01:15

Channel 810

8. Effective Radiated Power and Effective Isotropic Radiated Power

PCS1900

GSM Measured Power:

Carrier frequency (MHz)	Channel No.	Conducted Power (dBm)	ERP/EIRP (dBm)	ERP/EIRP (W)
1850.2	512	27.41	25.91	0.390
1880	661	27.27	25.77	0.378
1909.8	810	27.29	25.79	0.379

GPRS Measured Power:

Carrier frequency (MHz)	Channel No.	TX Mode	Conducted Power (dBm)	ERP/EIRP (dBm)	ERP/EIRP (W)
1850.2	512	4Down1Up	27.39	25.89	0.388
1880	661		27.26	25.76	0.377
1909.8	810		27.29	25.79	0.379
1850.2	512	3Down2Up	27.31	25.81	0.381
1880	661		27.17	25.67	0.369
1909.8	810		27.18	25.68	0.370
1850.2	512	2Down3Up	27.25	25.75	0.376
1880	661		27.09	25.59	0.362
1909.8	810		27.09	25.59	0.362
1850.2	512	1Down4Up	25.47	23.97	0.249
1880	661		25.09	23.59	0.229
1909.8	810		24.93	23.43	0.220

EGPRS (8PSK) Measured Power:

Carrier frequency (MHz)	Channel No.	TX Mode	Conducted Power (dBm)	ERP/EIRP (dBm)	ERP/EIRP (W)
1850.2	512	4Down1Up	24.21	22.71	0.187
1880	661		23.99	22.49	0.177
1909.8	810		23.61	22.11	0.163
1850.2	512	3Down2Up	23.90	22.40	0.174
1880	661		23.86	22.36	0.172
1909.8	810		23.45	21.95	0.157
1850.2	512	2Down3Up	23.47	21.97	0.157
1880	661		23.61	22.11	0.163
1909.8	810		22.41	20.91	0.123
1850.2	512	1Down4Up	20.16	18.66	0.073
1880	661		20.27	18.77	0.075
1909.8	810		20.46	18.96	0.079

APPENDIX B – TEST DATA OF RADIATED EMISSION

Radiated Spurious Emissions

Note: The worst channel results are reflected in the report.

Note: The scanned graph represents the maximum of both horizontal and vertical polarizations and is not a single horizontal or vertical polarization scan.

850 Test result

GSM/GPRS MODE Channel 189:

Frequency (MHz)	Power (dBm)	Limited (dBm)	Polarization
1600.000000	-57.32	-13.00	Vertical
1672.343750	-55.75	-13.00	Vertical
2510.156250	-53.65	-13.00	Vertical
3518.593750	-62.96	-13.00	Vertical
4182.343750	-55.00	-13.00	Vertical
4806.093750	-58.11	-13.00	Vertical

EDGE MODE Channel 189:

Frequency (MHz)	Power (dBm)	Limited (dBm)	Polarization
1592.812500	-63.87	-13.00	Vertical
2071.562500	-67.22	-13.00	Vertical
2956.562500	-64.95	-13.00	Vertical
3524.375000	-63.03	-13.00	Vertical
4358.125000	-60.16	-13.00	Vertical
4811.250000	-58.66	-13.00	Vertical

1900 Test result

GSM/GPRS MODE Channel 661:

Frequency (MHz)	Power (dBm)	Limited (dBm)	Polarization
4779.375000	-58.76	-13.00	Vertical
6457.968750	-57.26	-13.00	Vertical
7519.687500	-57.78	-13.00	Vertical
8868.281250	-55.56	-13.00	Vertical
11127.187500	-55.01	-13.00	Vertical
13475.156250	-51.31	-13.00	Vertical

EDGE MODE Channel 661:

Frequency (MHz)	Power (dBm)	Limited (dBm)	Polarization
4297.968750	-60.16	-13.00	Vertical
5870.625000	-58.88	-13.00	Vertical
7763.437500	-58.58	-13.00	Vertical
9425.156250	-56.92	-13.00	Vertical
11531.718750	-56.11	-13.00	Vertical
14552.812500	-50.24	-13.00	Vertical

---End of Test Report---