





RF Conducted Test setup (GSM/WCDMA/LTE)




RF Conducted Test setup (BT/WIFI)



9KHz~30MHz



30MHz~1GHz



>1GHz