

Fig.43

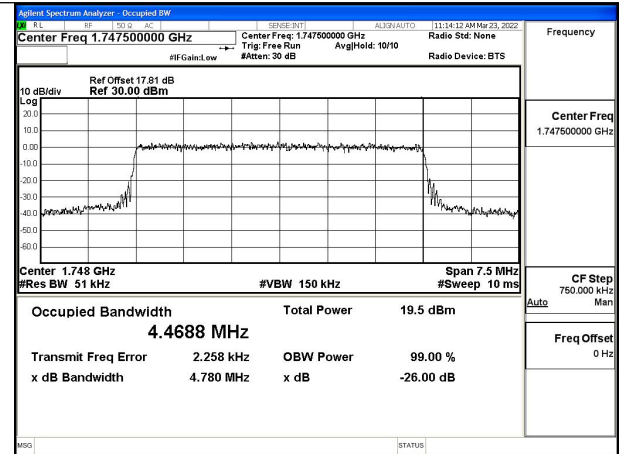


Fig.44

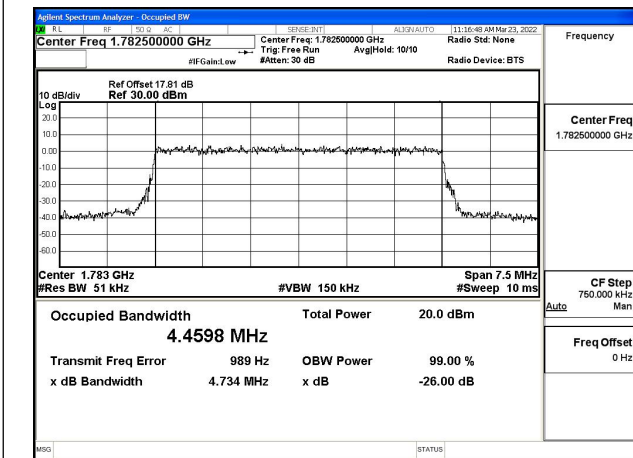


Fig.45

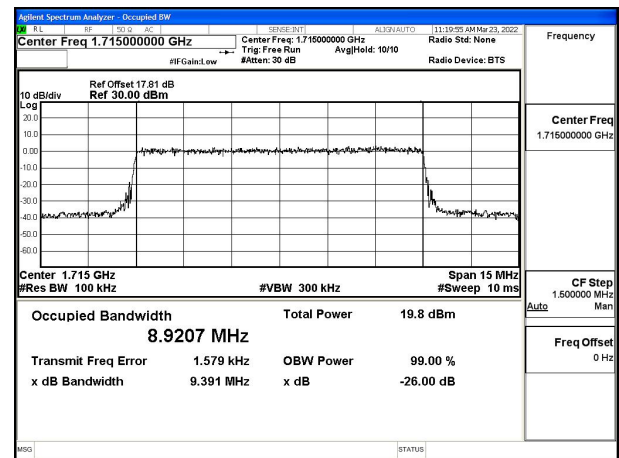


Fig.46

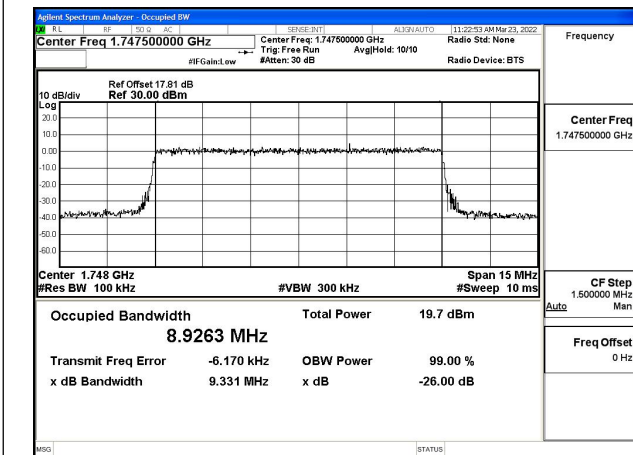


Fig.47

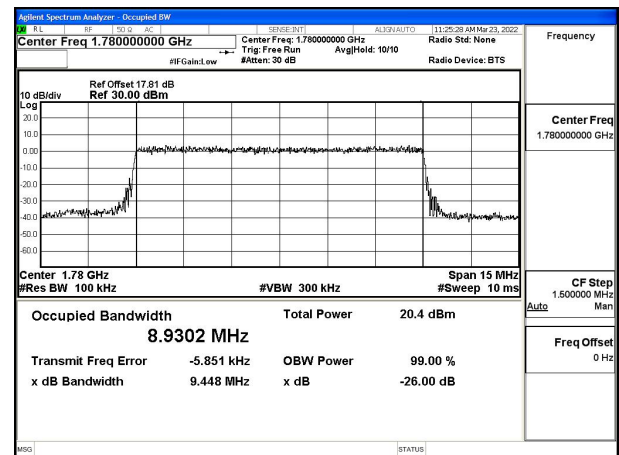


Fig.48

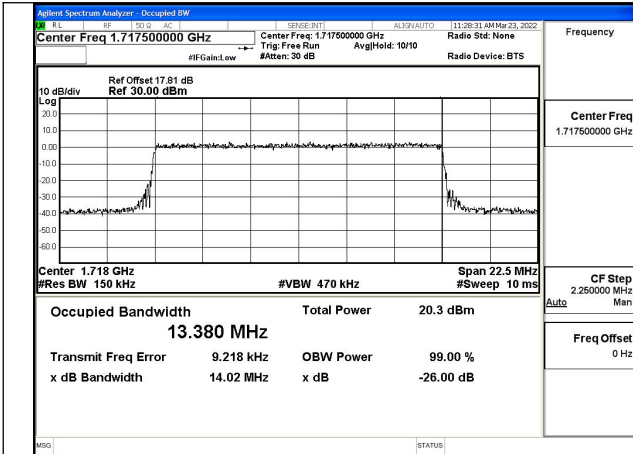


Fig.49

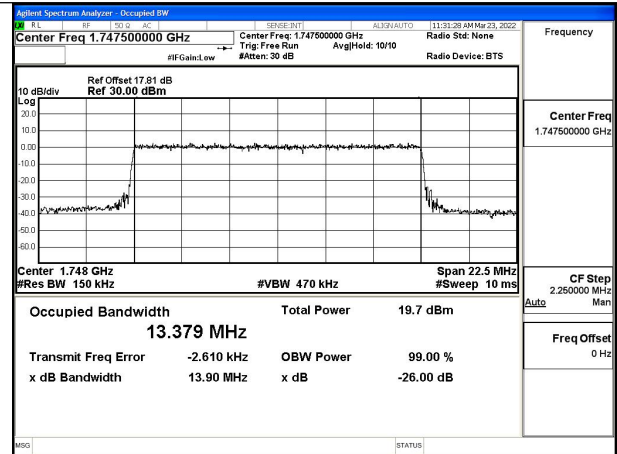


Fig.50

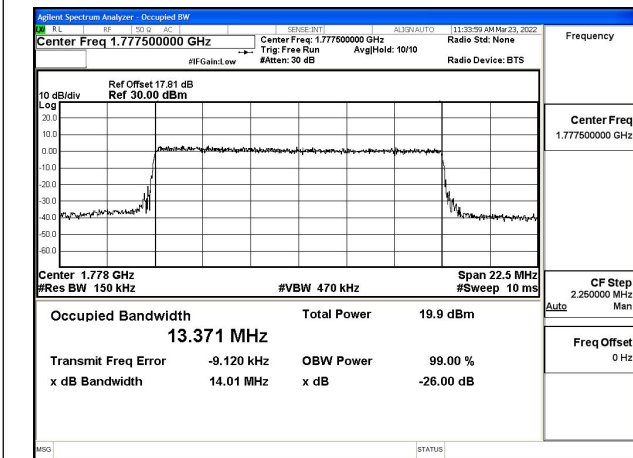


Fig.51

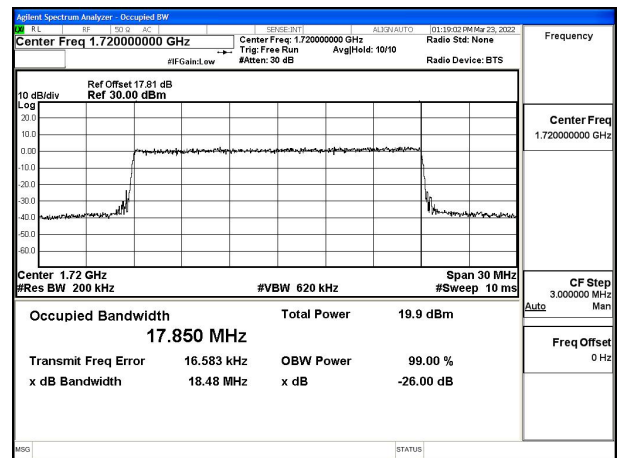


Fig.52

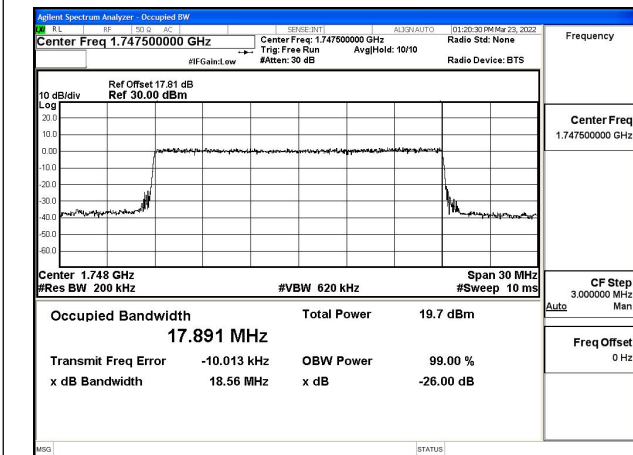


Fig.53

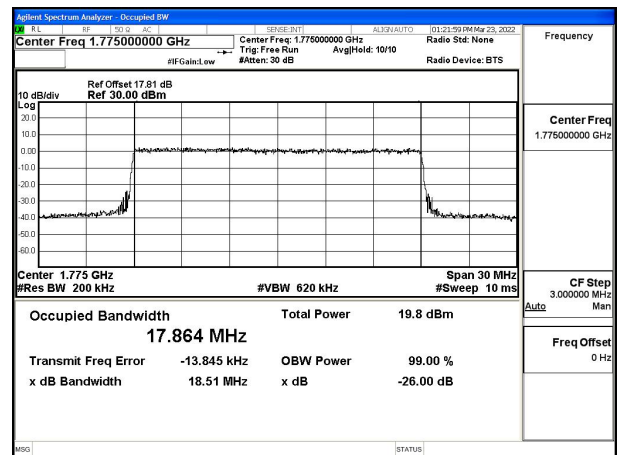


Fig.54

3 Emission Bandwidth

Band	Mode	Carrier frequency (MHz)	Channel	BW (MHz)	RB Size	RB Offset	Bandwidth of -26dB transmitter power (MHz)	
3	QPSK	1710.7	19207	1.4	6	0	1.210	Fig.1
3	QPSK	1747.5	19575	1.4	6	0	1.210	Fig.2
3	QPSK	1784.3	19943	1.4	6	0	1.210	Fig.3
3	QPSK	1711.5	19215	3	15	0	2.960	Fig.4
3	QPSK	1747.5	19575	3	15	0	2.960	Fig.5
3	QPSK	1783.5	19935	3	15	0	2.930	Fig.6
3	QPSK	1712.5	19225	5	25	0	4.740	Fig.7
3	QPSK	1747.5	19575	5	25	0	4.810	Fig.8
3	QPSK	1782.5	19925	5	25	0	4.790	Fig.9
3	QPSK	1715	19250	10	50	0	9.310	Fig.10
3	QPSK	1747.5	19575	10	50	0	9.360	Fig.11
3	QPSK	1780	19900	10	50	0	9.350	Fig.12
3	QPSK	1717.5	19275	15	75	0	13.900	Fig.13
3	QPSK	1747.5	19575	15	75	0	14.060	Fig.14
3	QPSK	1777.5	19875	15	75	0	13.930	Fig.15
3	QPSK	1720	19300	20	100	0	18.660	Fig.16
3	QPSK	1747.5	19575	20	100	0	18.510	Fig.17
3	QPSK	1775	19850	20	100	0	18.520	Fig.18

Band	Mode	Carrier frequency (MHz)	Channel	BW (MHz)	RB Size	RB Offset	Bandwidth of -26dB transmitter power (MHz)	
3	16QAM	1710.7	19207	1.4	6	0	1.200	Fig.19
3	16QAM	1747.5	19575	1.4	6	0	1.210	Fig.20
3	16QAM	1784.3	19943	1.4	6	0	1.210	Fig.21
3	16QAM	1711.5	19215	3	15	0	2.900	Fig.22
3	16QAM	1747.5	19575	3	15	0	2.930	Fig.23
3	16QAM	1783.5	19935	3	15	0	2.930	Fig.24
3	16QAM	1712.5	19225	5	25	0	4.770	Fig.25
3	16QAM	1747.5	19575	5	25	0	4.730	Fig.26
3	16QAM	1782.5	19925	5	25	0	4.730	Fig.27
3	16QAM	1715	19250	10	50	0	9.440	Fig.28
3	16QAM	1747.5	19575	10	50	0	9.450	Fig.29
3	16QAM	1780	19900	10	50	0	9.460	Fig.30
3	16QAM	1717.5	19275	15	75	0	14.040	Fig.31
3	16QAM	1747.5	19575	15	75	0	14.110	Fig.32
3	16QAM	1777.5	19875	15	75	0	13.880	Fig.33
3	16QAM	1720	19300	20	100	0	18.660	Fig.34
3	16QAM	1747.5	19575	20	100	0	18.560	Fig.35
3	16QAM	1775	19850	20	100	0	18.510	Fig.36

Band	Mode	Carrier frequency (MHz)	Channel	BW (MHz)	RB Size	RB Offset	Bandwidth of -26dB transmitter power (MHz)	
3	64QAM	1710.7	19207	1.4	6	0	1.200	Fig.37
3	64QAM	1747.5	19575	1.4	6	0	1.220	Fig.38
3	64QAM	1784.3	19943	1.4	6	0	1.200	Fig.39
3	64QAM	1711.5	19215	3	15	0	2.910	Fig.40
3	64QAM	1747.5	19575	3	15	0	2.880	Fig.41
3	64QAM	1783.5	19935	3	15	0	2.880	Fig.42
3	64QAM	1712.5	19225	5	25	0	4.730	Fig.43
3	64QAM	1747.5	19575	5	25	0	4.780	Fig.44
3	64QAM	1782.5	19925	5	25	0	4.730	Fig.45
3	64QAM	1715	19250	10	50	0	9.390	Fig.46
3	64QAM	1747.5	19575	10	50	0	9.330	Fig.47
3	64QAM	1780	19900	10	50	0	9.450	Fig.48
3	64QAM	1717.5	19275	15	75	0	14.020	Fig.49
3	64QAM	1747.5	19575	15	75	0	13.900	Fig.50
3	64QAM	1777.5	19875	15	75	0	14.010	Fig.51
3	64QAM	1720	19300	20	100	0	18.480	Fig.52
3	64QAM	1747.5	19575	20	100	0	18.560	Fig.53
3	64QAM	1775	19850	20	100	0	18.510	Fig.54

Test Mode: QPSK

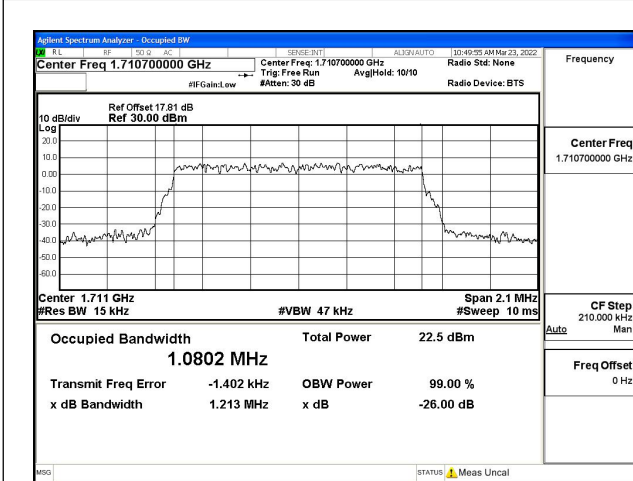


Fig.1

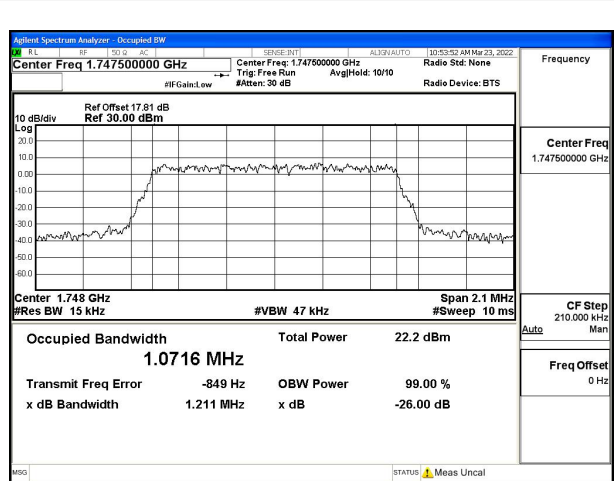


Fig.2

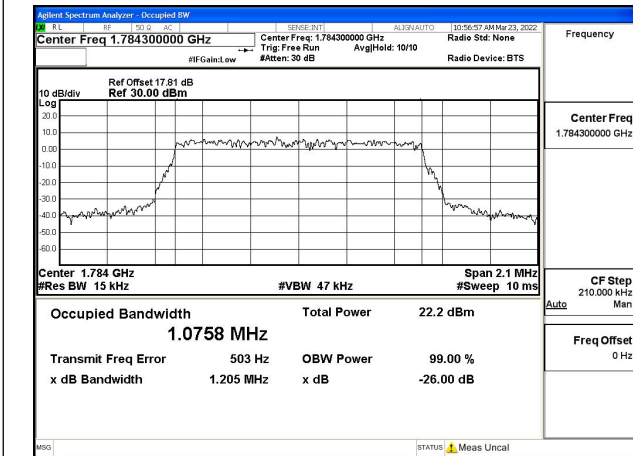


Fig.3

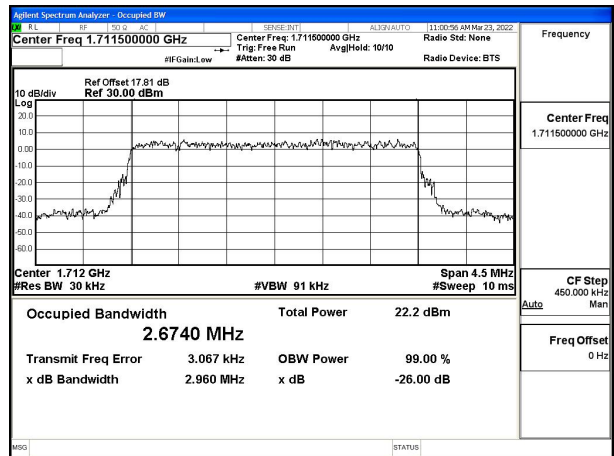


Fig.4

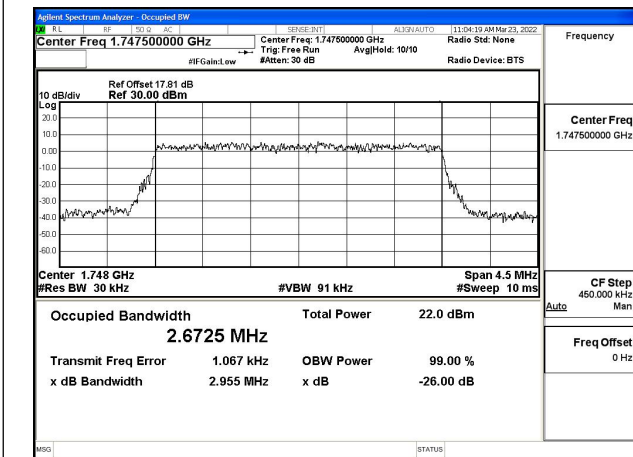


Fig.5

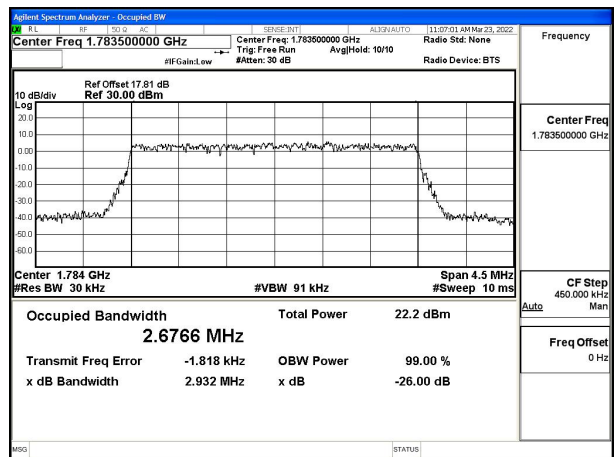


Fig.6

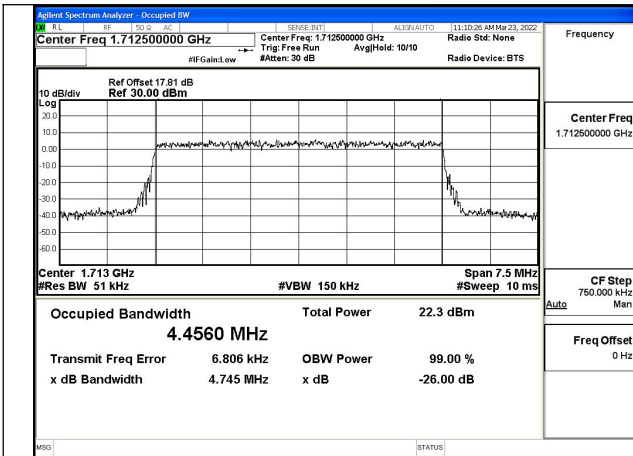


Fig.7

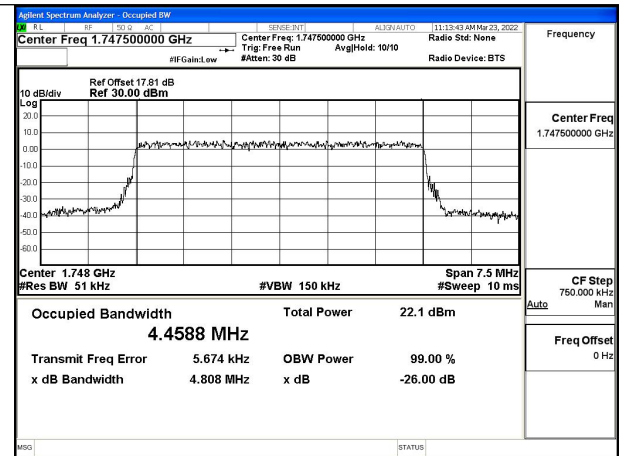


Fig.8

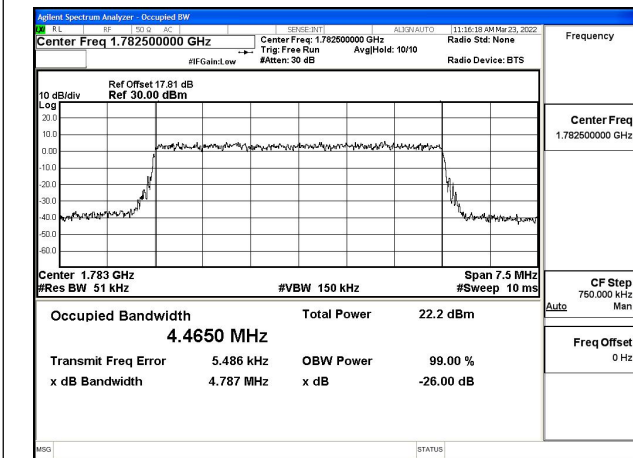


Fig.9

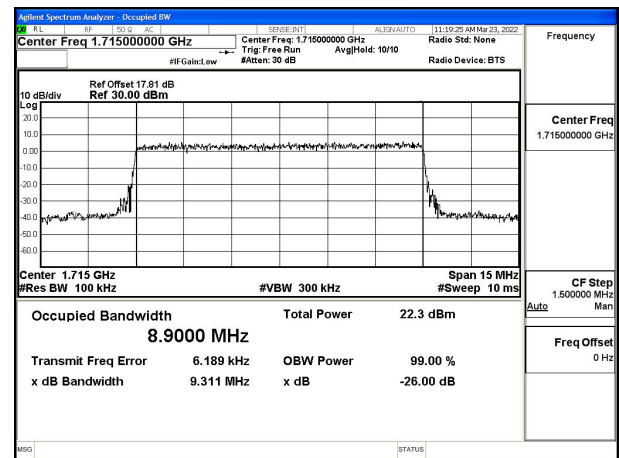


Fig.10

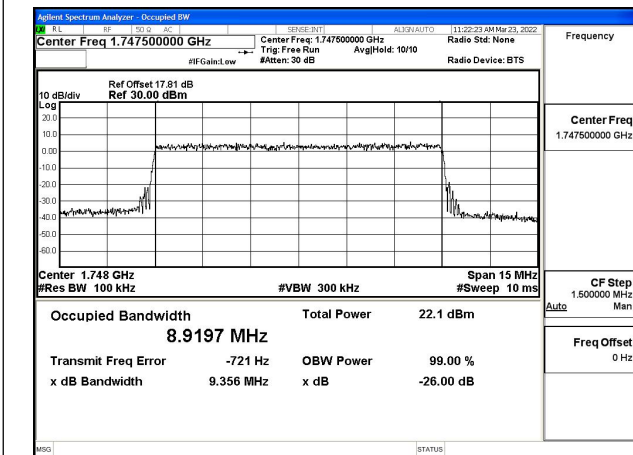


Fig.11

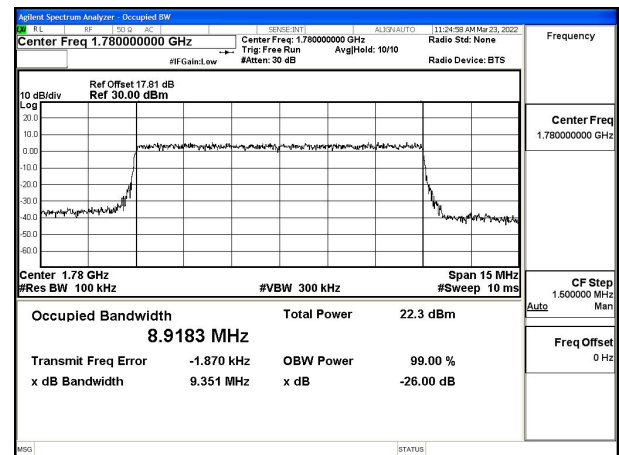


Fig.12

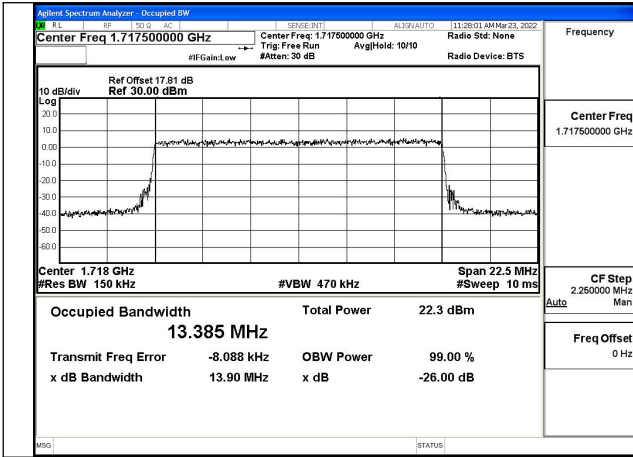


Fig.13

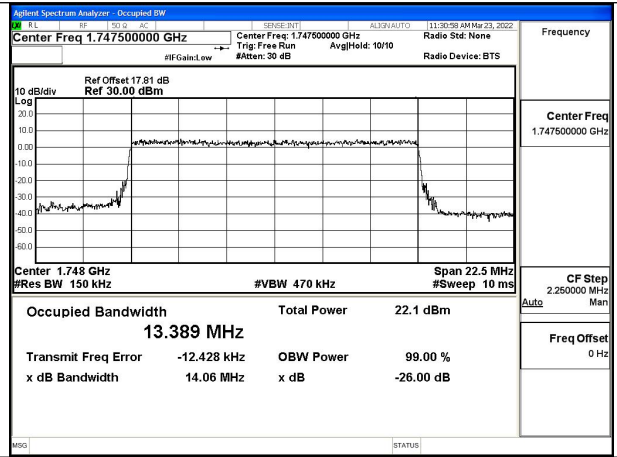


Fig.14

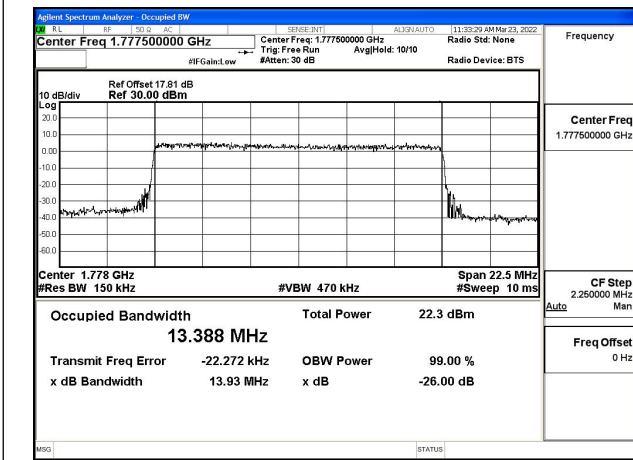


Fig.15

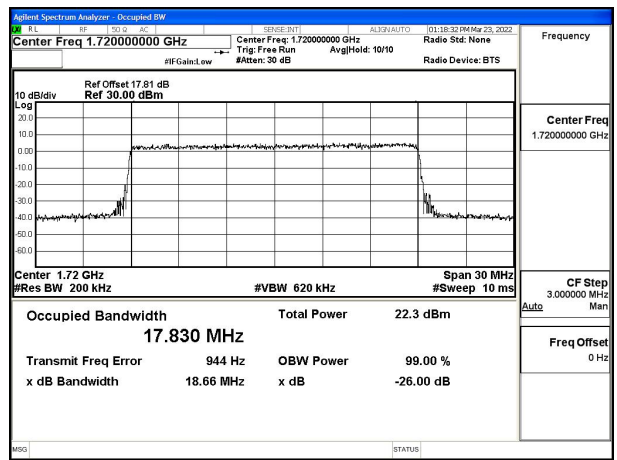


Fig.16

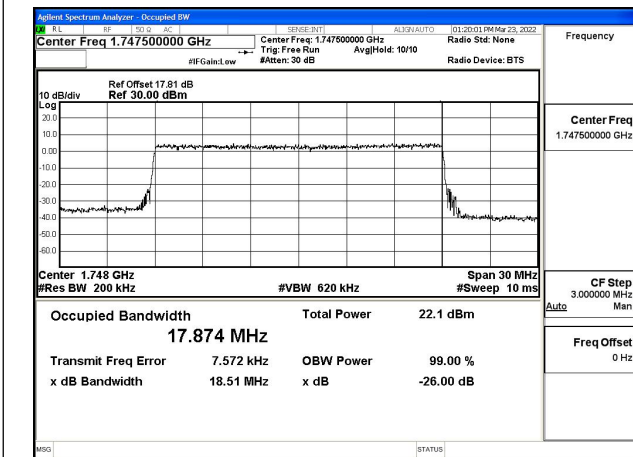


Fig.17

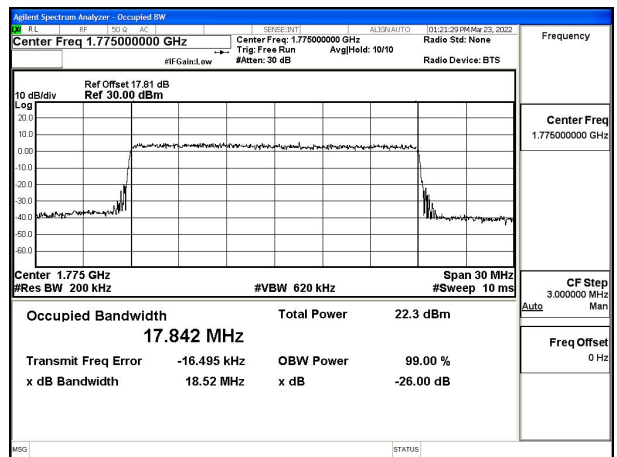


Fig.18

Test Mode: 16QAM

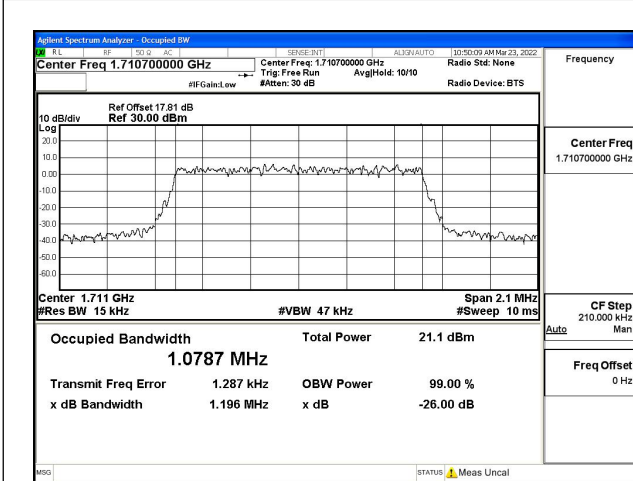


Fig.19

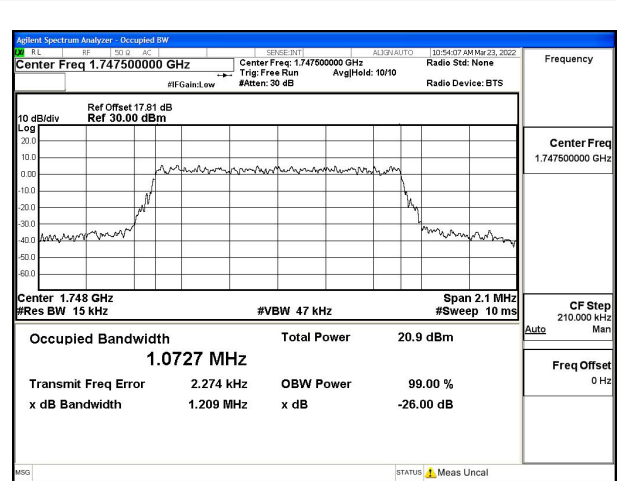


Fig.20

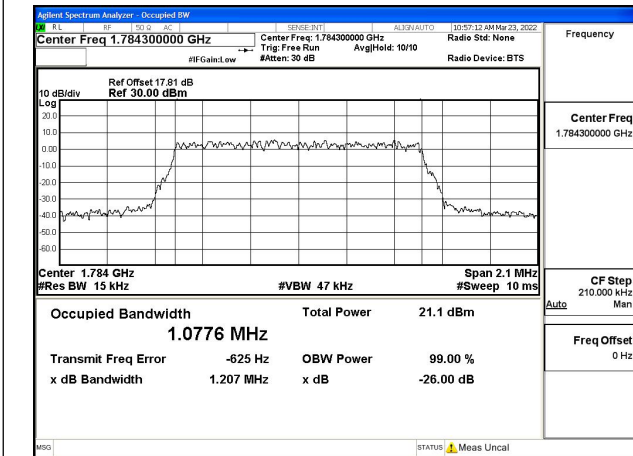


Fig.21

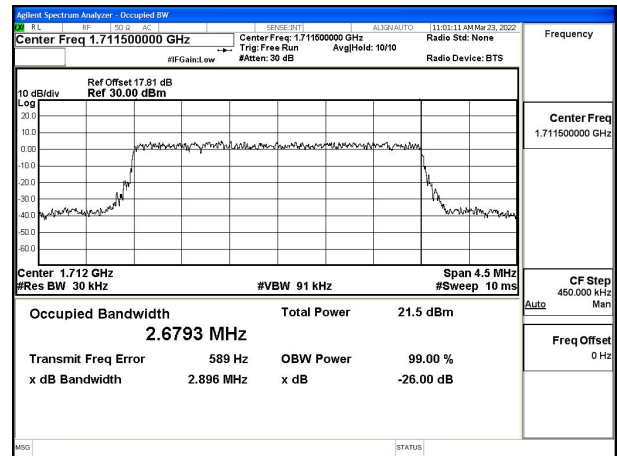


Fig.22

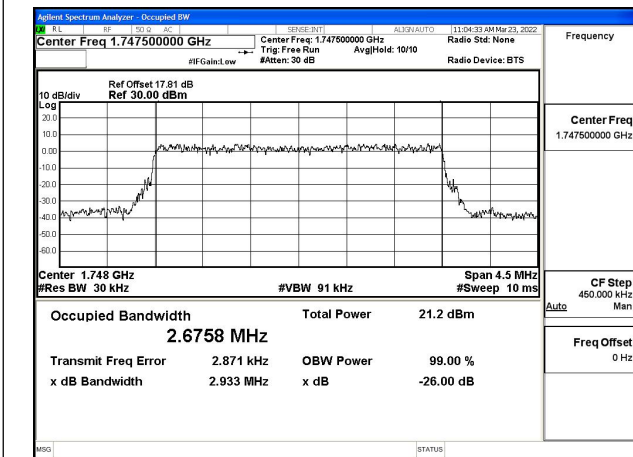


Fig.23

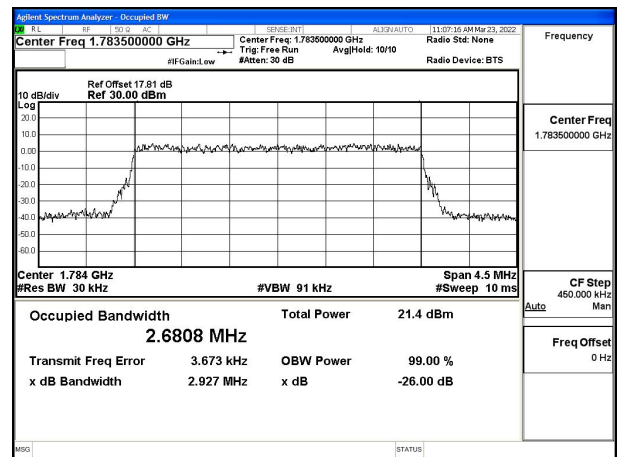


Fig.24

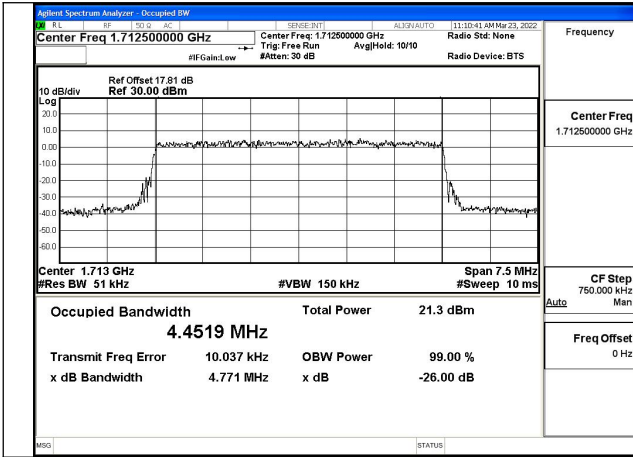


Fig.25

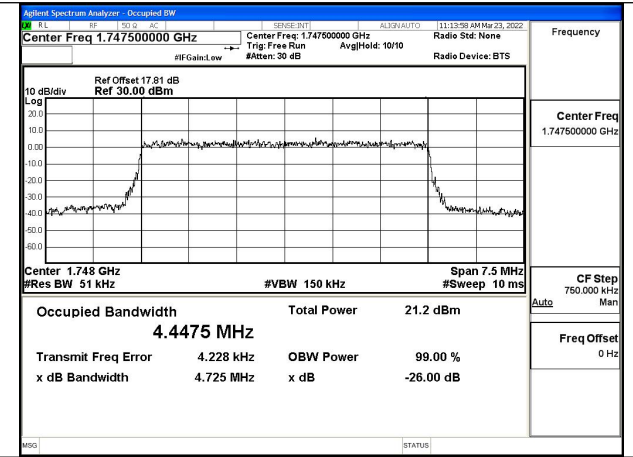


Fig.26

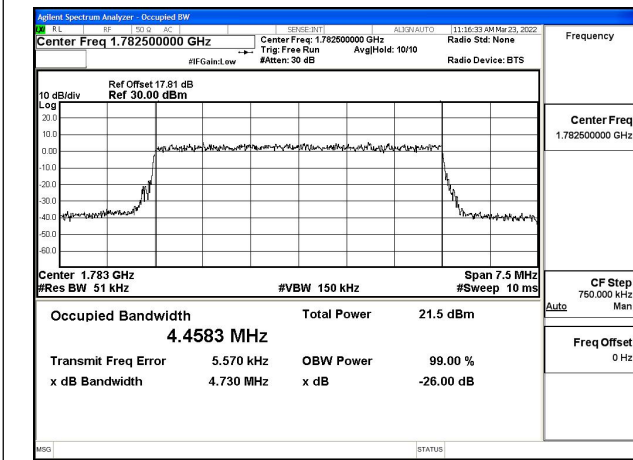


Fig.27

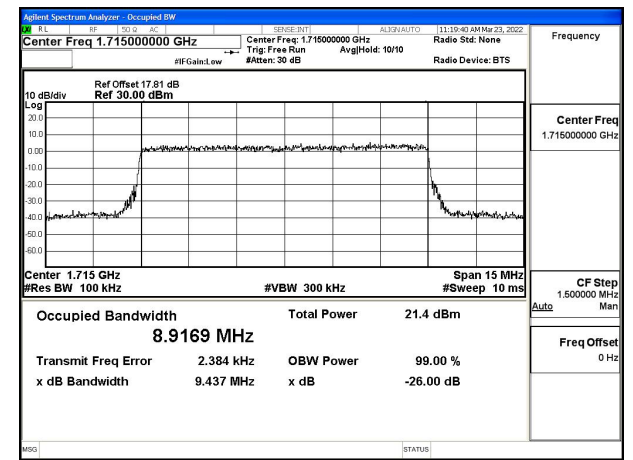


Fig.28

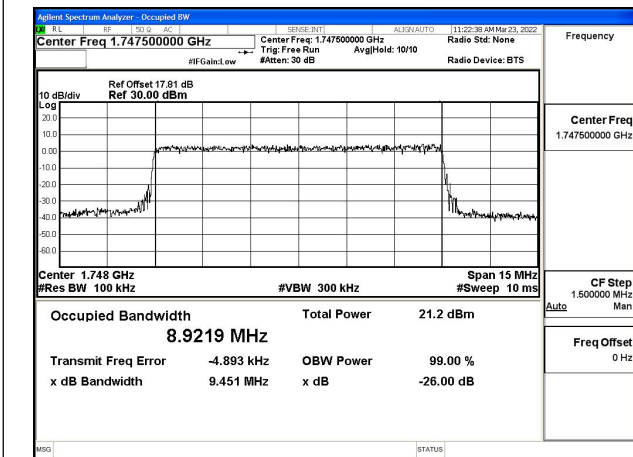


Fig.29

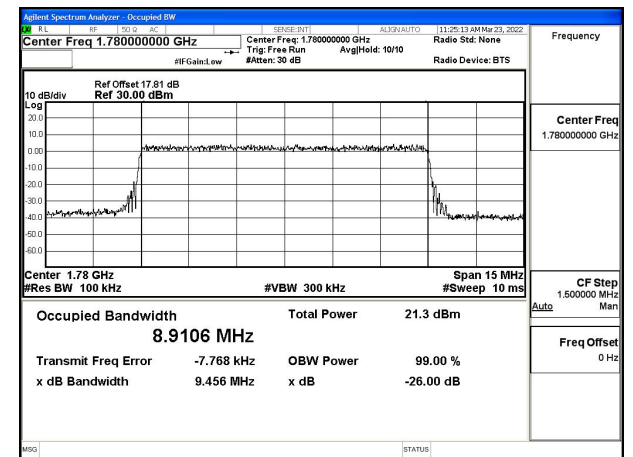


Fig.30