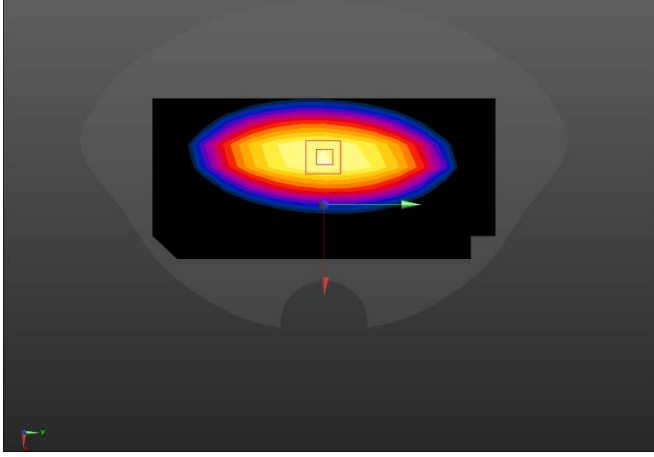
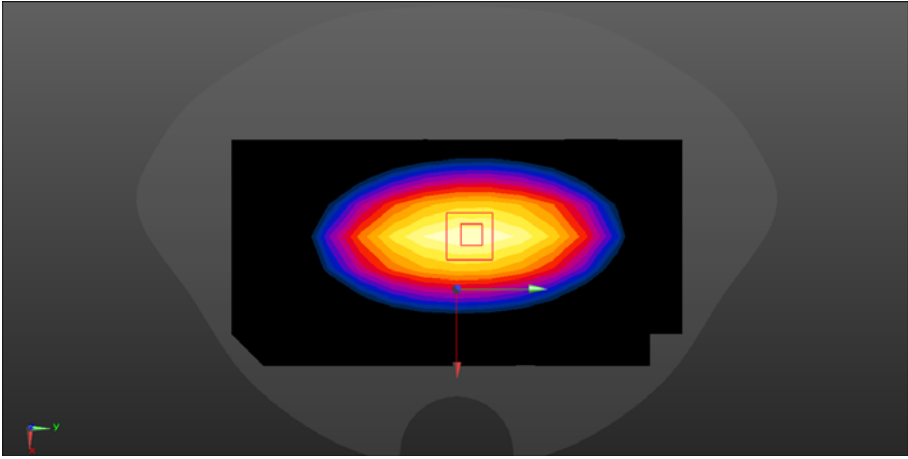


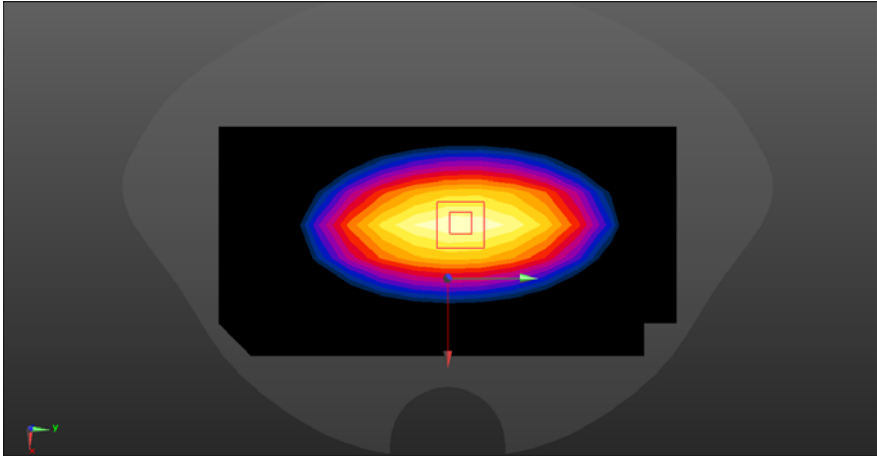
ANNEX A – TEST PLOTS

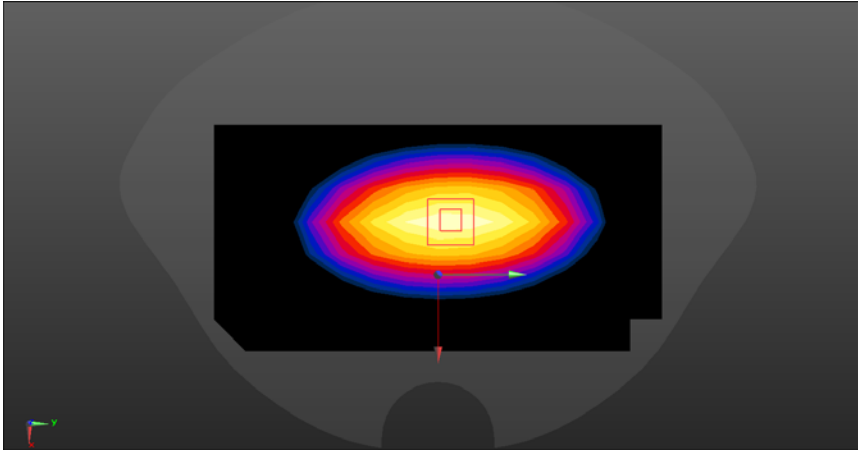
Head liquid

System check	750MHz
<p>Communication System: UID 0, CW (0); Communication System Band: D750 (750.0 MHz); Frequency: 750 MHz; Communication System PAR: 0 dB Medium parameters used: $f = 750 \text{ MHz}$; $\sigma = 0.917 \text{ S/m}$; $\epsilon_r = 42.068$; $\rho = 1000 \text{ kg/m}^3$ Phantom section: Flat Section</p>	
<p>DASY Configuration:</p>	
<ul style="list-style-type: none"> Probe: ES3DV3 - SN3127; ConvF(6.34, 6.34, 6.34); Calibrated: 2018/11/2; Sensor-Surface: 3mm (Mechanical Surface Detection), $z = -3.0, 32.0$ Electronics: DAE4 Sn546; Calibrated: 2018/10/15 Phantom: 1660; Type: QD 000 P40 CD; Serial: xxxx DASY52 52.8.8(1258); SEMCAD X 14.6.10(7373) 	
<p>System Performance Check at Frequencies 750MHz/d=15mm, Pin=250 mW, dist=3.0mm (ES-Probe)/Area Scan (8x15x1): Measurement grid: $dx=15\text{mm}$, $dy=15\text{mm}$</p>	
<p>Maximum value of SAR (measured) = 2.16 W/kg</p>	
<p>System Performance Check at Frequencies 750MHz/d=15mm, Pin=250 mW, dist=3.0mm (ES-Probe)/Zoom Scan (7x7x7) (7x7x7)/Cube 0: Measurement grid: $dx=5\text{mm}$, $dy=5\text{mm}$, $dz=5\text{mm}$</p>	
<p>Reference Value = 41.00 V/m; Power Drift = 0.13 dB</p>	
<p>Peak SAR (extrapolated) = 3.26 W/kg</p>	
<p>SAR(1 g) = 2.11 W/kg; SAR(10 g) = 1.37 W/kg</p>	
<p>Maximum value of SAR (measured) = 2.49 W/kg</p>	
	
<p>0 dB = 2.49 W/kg = 3.96 dBW/kg</p>	

System check	750MHz
<p>Communication System: UID 0, CW (0); Communication System Band: D750 (750.0 MHz); Frequency: 750 MHz; Communication System PAR: 0 dB Medium parameters used: $f = 750 \text{ MHz}$; $\sigma = 0.922 \text{ S/m}$; $\epsilon_r = 42.153$; $\rho = 1000 \text{ kg/m}^3$ Phantom section: Flat Section</p>	
<p>DASY Configuration:</p> <ul style="list-style-type: none"> Probe: ES3DV3 - SN3127; ConvF(6.34, 6.34, 6.34); Calibrated: 2018/11/2; Sensor-Surface: 3mm (Mechanical Surface Detection), $z = -3.0, 32.0$ Electronics: DAE4 Sn546; Calibrated: 2018/10/15 Phantom: 1660; Type: QD 000 P40 CD; Serial: xxxx DASY52 52.8.8(1258); SEMCAD X 14.6.10(7373) Measurement SW: DASY52, Version 52.10 (1); SEMCAD X Version 14.6.11 (7437) <p>System Performance Check at Frequencies 750MHz/d=15mm, Pin=250 mW, dist=3.0mm (ES-Probe)/Area Scan (8x15x1): Measurement grid: $dx=15\text{mm}$, $dy=15\text{mm}$ Maximum value of SAR (measured) = 2.27 W/kg</p> <p>System Performance Check at Frequencies 750MHz/d=15mm, Pin=250 mW, dist=3.0mm (ES-Probe)/Zoom Scan (7x7x7) (7x7x7)/Cube 0: Measurement grid: $dx=5\text{mm}$, $dy=5\text{mm}$, $dz=5\text{mm}$ Reference Value = 44.32 V/m; Power Drift = -0.05 dB Peak SAR (extrapolated) = 4.11 W/kg SAR(1 g) = 2.18 W/kg; SAR(10 g) = 1.43 W/kg Maximum value of SAR (measured) = 2.55 W/kg</p>	
<div style="text-align: center;">  <p>0 dB = 2.55 W/kg = 4.07 dBW/kg</p> </div>	

System check	835MHz
<p>Communication System: UID 0, CW (0); Frequency: 835 MHz Medium parameters used (interpolated): $f = 835 \text{ MHz}$; $\sigma = 0.912 \text{ S/m}$; $\epsilon_r = 42.529$; $\rho = 1000 \text{ kg/m}^3$ Phantom section: Flat Section</p> <p>DASY5 Configuration:</p> <ul style="list-style-type: none"> Probe: ES3DV3 - SN3127; ConvF(6.18, 6.18, 6.18); Calibrated: 2018/11/2; Sensor-Surface: 3mm (Mechanical Surface Detection) Electronics: DAE4 Sn546; Calibrated: 2018/10/15 Phantom: 1660; Type: QD 000 P40 CD; Serial: xxxx Measurement SW: DASY52, Version 52.8 (8); SEMCAD X Version 14.6.10 (7373) <p>Configuration 835/835/Area Scan (8x15x1): Measurement grid: $dx=15\text{mm}$, $dy=15\text{mm}$ Maximum value of SAR (measured) = 2.75 W/kg</p> <p>Configuration 835/835/Zoom Scan (7x7x7) (7x7x7)/Cube 0: Measurement grid: $dx=5\text{mm}$, $dy=5\text{mm}$, $dz=5\text{mm}$ Reference Value = 51.68 V/m; Power Drift = -0.05 dB Peak SAR (extrapolated) = 3.58 W/kg SAR(1 g) = 2.36 W/kg; SAR(10 g) = 1.53 W/kg Maximum value of SAR (measured) = 2.78 W/kg</p>  <p>The image displays a SAR measurement visualization. It features a central heatmap representing the SAR distribution within a phantom section. The heatmap shows a bright yellow/orange core, indicating the highest SAR values, surrounded by concentric rings of decreasing intensity through red, orange, and yellow to blue. A small white square highlights a specific region of interest within the core. The entire visualization is set against a dark background, with a faint outline of the phantom section visible.</p>	

System check	835MHz
<p>Communication System: UID 0, CW (0); Frequency: 835 MHz Medium parameters used (interpolated): $f = 835 \text{ MHz}$; $\sigma = 0.908 \text{ S/m}$; $\epsilon_r = 40.217$; $\rho = 1000 \text{ kg/m}^3$ Phantom section: Flat Section</p> <p>DASY5 Configuration:</p> <ul style="list-style-type: none"> Probe: ES3DV3 - SN3127; ConvF(6.18, 6.18, 6.18); Calibrated: 2018/11/2; Sensor-Surface: 3mm (Mechanical Surface Detection) Electronics: DAE4 Sn546; Calibrated: 2018/10/15 Phantom: 1660; Type: QD 000 P40 CD; Serial: xxxx Measurement SW: DASY52, Version 52.8 (8); SEMCAD X Version 14.6.10 (7373) <p>Configuration 835/835/Area Scan (8x15x1): Measurement grid: $dx=15\text{mm}$, $dy=15\text{mm}$ Maximum value of SAR (measured) = 2.72 W/kg</p> <p>Configuration 835/835/Zoom Scan (7x7x7) (7x7x7)/Cube 0: Measurement grid: $dx=5\text{mm}$, $dy=5\text{mm}$, $dz=5\text{mm}$ Reference Value = 50.67 V/m; Power Drift = 0.14 dB Peak SAR (extrapolated) = 3.58 W/kg SAR(1 g) = 2.35 W/kg; SAR(10 g) = 1.52 W/kg Maximum value of SAR (measured) = 2.74 W/kg</p> 	

System check	835MHz
<p>Communication System: UID 0, CW (0); Frequency: 835 MHz Medium parameters used (interpolated): $f = 835 \text{ MHz}$; $\sigma = 0.915 \text{ S/m}$; $\epsilon_r = 41.114$; $\rho = 1000 \text{ kg/m}^3$ Phantom section: Flat Section</p> <p>DASY5 Configuration:</p> <ul style="list-style-type: none"> Probe: ES3DV3 - SN3127; ConvF(6.18, 6.18, 6.18); Calibrated: 2018/11/2; Sensor-Surface: 3mm (Mechanical Surface Detection) Electronics: DAE4 Sn546; Calibrated: 2018/10/15 Phantom: 1660; Type: QD 000 P40 CD; Serial: xxxx Measurement SW: DASY52, Version 52.8 (8); SEMCAD X Version 14.6.10 (7373) <p>Configuration 835/835/Area Scan (8x15x1): Measurement grid: $dx=15\text{mm}$, $dy=15\text{mm}$ Maximum value of SAR (measured) = 2.87 W/kg</p> <p>Configuration 835/835/Zoom Scan (7x7x7) (7x7x7)/Cube 0: Measurement grid: $dx=5\text{mm}$, $dy=5\text{mm}$, $dz=5\text{mm}$ Reference Value = 52.13 V/m; Power Drift = 0.02 dB Peak SAR (extrapolated) = 3.66 W/kg SAR(1 g) = 2.29 W/kg; SAR(10 g) = 1.55 W/kg Maximum value of SAR (measured) = 2.67 W/kg</p> 	

System check

1800MHz

Communication System: UID 0, CW (0); Frequency: 1800 MHz

Medium parameters used: $f = 1800$ MHz; $\sigma = 1.409$ S/m; $\epsilon_r = 38.905$; $\rho = 1000$ kg/m³

Phantom section: Flat Section

DASY5 Configuration:

- Probe: ES3DV3 - SN3127; ConvF(5.07, 5.07, 5.07); Calibrated: 2018/11/2;
- Sensor-Surface: 3mm (Mechanical Surface Detection)
- Electronics: DAE4 Sn546; Calibrated: 2018/10/15
- Phantom: 1660; Type: QD 000 P40 CD; Serial: xxxx
- Measurement SW: DASY52, Version 52.8 (8); SEMCAD X Version 14.6.10 (7373)

Configuration 1800/1800/Area Scan (7x10x1): Measurement grid: dx=15mm, dy=15mm

Maximum value of SAR (measured) = 8.57 W/kg


Configuration 1800/1800/Zoom Scan (7x7x7) (7x7x7)/Cube 0: Measurement grid: dx=5mm, dy=5mm, dz=5mm

Reference Value = 80.04 V/m; Power Drift = 0.11 dB

Peak SAR (extrapolated) = 17.7 W/kg

SAR(1 g) = 9.57 W/kg; SAR(10 g) = 5.02 W/kg

Maximum value of SAR (measured) = 12.2 W/kg



System check

1800MHz

Communication System: UID 0, CW (0); Frequency: 1800 MHz

Medium parameters used: $f = 1800 \text{ MHz}$; $\sigma = 1.411 \text{ S/m}$; $\epsilon_r = 40.607$; $\rho = 1000 \text{ kg/m}^3$

Phantom section: Flat Section

DASY5 Configuration:

- Probe: ES3DV3 - SN3127; ConvF(5.07, 5.07, 5.07); Calibrated: 2018/11/2;
- Sensor-Surface: 3mm (Mechanical Surface Detection)
- Electronics: DAE4 Sn546; Calibrated: 2018/10/15
- Phantom: 1660; Type: QD 000 P40 CD; Serial: xxxx
- Measurement SW: DASY52, Version 52.8 (8); SEMCAD X Version 14.6.10 (7373)

Configuration 1800/1800/Area Scan (7x10x1): Measurement grid: $dx=15\text{mm}$, $dy=15\text{mm}$

Maximum value of SAR (measured) = 8.31 W/kg


Configuration 1800/1800/Zoom Scan (7x7x7) (7x7x7)/Cube 0: Measurement grid: $dx=5\text{mm}$, $dy=5\text{mm}$, $dz=5\text{mm}$


Reference Value = 76.60 V/m; Power Drift = 0.01 dB

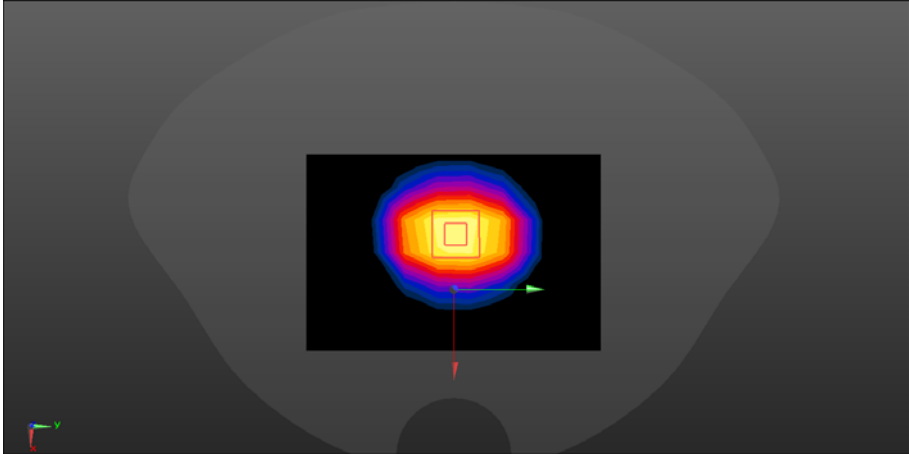
Peak SAR (extrapolated) = 17.5 W/kg

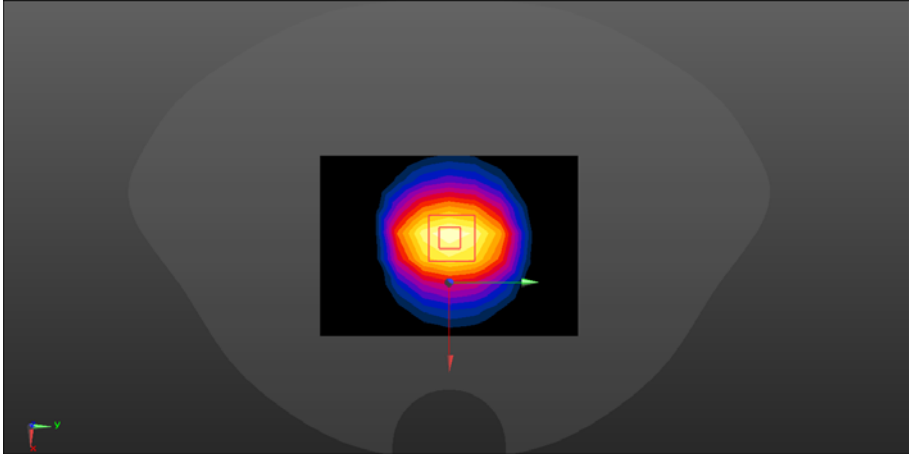
SAR(1 g) = 9.46 W/kg; SAR(10 g) = 4.96 W/kg

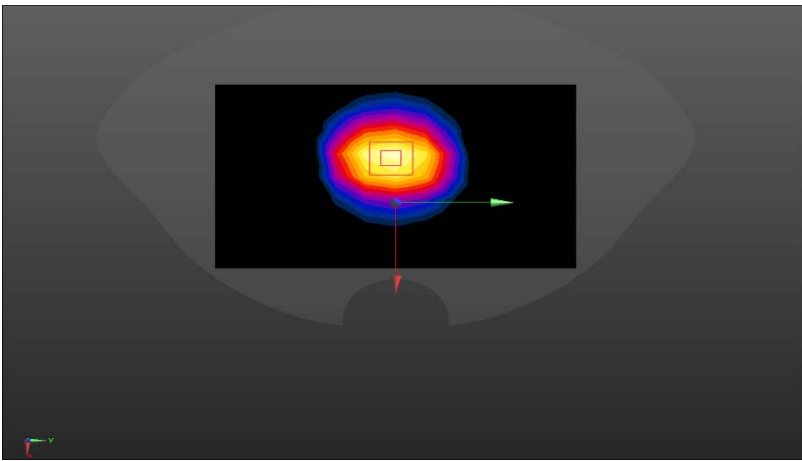
Maximum value of SAR (measured) = 12.1 W/kg





System check	2000MHz
<p>Communication System: UID 0, CW (0); Frequency: 2000 MHz Medium parameters used: $f = 2000 \text{ MHz}$; $\sigma = 1.435 \text{ S/m}$; $\epsilon_r = 39.815$; $\rho = 1000 \text{ kg/m}^3$ Phantom section: Flat Section</p> <p>DASY5 Configuration:</p> <ul style="list-style-type: none"> Probe: ES3DV3 - SN3127; ConvF(4.96, 4.96, 4.96); Calibrated: 2018/11/2; Sensor-Surface: 3mm (Mechanical Surface Detection) Electronics: DAE4 Sn546; Calibrated: 2018/10/15 Phantom: 1660; Type: QD 000 P40 CD; Serial: xxxx Measurement SW: DASY52, Version 52.8 (8); SEMCAD X Version 14.6.10 (7373) <p>Configuration 2000/2000/Area Scan (7x10x1): Measurement grid: $dx=10\text{mm}$, $dy=10\text{mm}$ Maximum value of SAR (measured) = 8.40 W/kg</p> <p>Configuration 2000/2000/Zoom Scan (7x7x7) (7x7x7)/Cube 0: Measurement grid: $dx=5\text{mm}$, $dy=5\text{mm}$, $dz=5\text{mm}$ Reference Value = 76.73 V/m; Power Drift = 0.02 dB Peak SAR (extrapolated) = 18.7 W/kg SAR(1 g) = 9.65 W/kg; SAR(10 g) = 4.86 W/kg Maximum value of SAR (measured) = 12.5 W/kg</p> 	

System check	2000MHz
<p>Communication System: UID 0, CW (0); Frequency: 2000 MHz Medium parameters used: $f = 2000 \text{ MHz}$; $\sigma = 1.384 \text{ S/m}$; $\epsilon_r = 40.245$; $\rho = 1000 \text{ kg/m}^3$ Phantom section: Flat Section</p> <p>DASY5 Configuration:</p> <ul style="list-style-type: none"> Probe: ES3DV3 - SN3127; ConvF(4.96, 4.96, 4.96); Calibrated: 2018/11/2; Sensor-Surface: 3mm (Mechanical Surface Detection) Electronics: DAE4 Sn546; Calibrated: 2018/10/15 Phantom: 1660; Type: QD 000 P40 CD; Serial: xxxx Measurement SW: DASY52, Version 52.8 (8); SEMCAD X Version 14.6.10 (7373) <p>Configuration 2000/2000/Area Scan (7x10x1): Measurement grid: $dx=10\text{mm}$, $dy=10\text{mm}$ Maximum value of SAR (measured) = 8.96 W/kg</p> <p>Configuration 2000/2000/Zoom Scan (7x7x7) (7x7x7)/Cube 0: Measurement grid: $dx=5\text{mm}$, $dy=5\text{mm}$, $dz=5\text{mm}$ Reference Value = 74.32 V/m; Power Drift = 0.14 dB Peak SAR (extrapolated) = 19.9 W/kg SAR(1 g) = 10.3 W/kg; SAR(10 g) = 5.21 W/kg Maximum value of SAR (measured) = 13.3 W/kg</p> 	


System check	2450MHz
<p>Communication System: UID 0, CW (0); Frequency: 2450 MHz Medium parameters used: $f = 2450 \text{ MHz}$; $\sigma = 1.873 \text{ S/m}$; $\epsilon_r = 38.145$; $\rho = 1000 \text{ kg/m}^3$ Phantom section: Flat Section</p> <p>DASY5 Configuration:</p> <ul style="list-style-type: none"> • Probe: ES3DV3 - SN3127; ConvF(4.66, 4.66, 4.66); Calibrated: 2018/11/2; • Sensor-Surface: 3mm (Mechanical Surface Detection), $z = -3.0, 32.0$ • Electronics: DAE4 Sn546; Calibrated: 2018/10/15 • Phantom: 1660; Type: QD 000 P40 CD; Serial: xxxx • DASY52 52.8.8(1258); SEMCAD X 14.6.10(7373) <p>System Performance Check at Frequencies 2450 MHz/2450/Area Scan (8x11x1): Measurement grid: $dx=12\text{mm}$, $dy=12\text{mm}$ Maximum value of SAR (measured) = 21.2 W/kg</p> <p>System Performance Check at Frequencies 2450 MHz/2450/Zoom Scan (7x7x7) (7x7x7)/Cube 0: Measurement grid: $dx=5\text{mm}$, $dy=5\text{mm}$, $dz=5\text{mm}$ Reference Value = 109.3 V/m; Power Drift = 0.14 dB Peak SAR (extrapolated) = 28.2 W/kg SAR(1 g) = 13.6 W/kg; SAR(10 g) = 6.34 W/kg Maximum value of SAR (measured) = 23.0 W/kg</p> 	

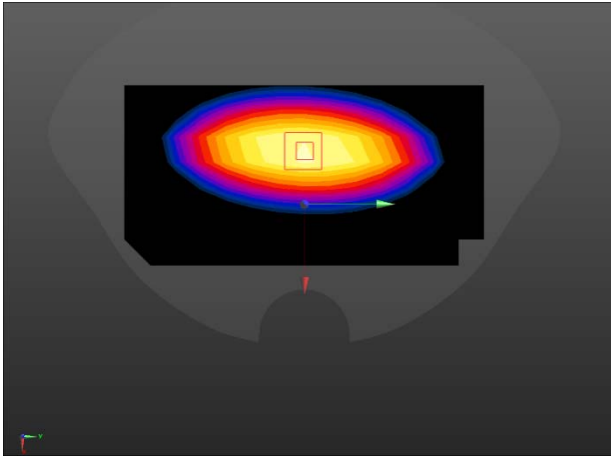
System check	2450MHz
<p>Communication System: UID 0, CW (0); Communication System Band: D2450 (2450.0 MHz); Frequency: 2450 MHz; Communication System PAR: 0 dB Medium parameters used: $f = 2450$ MHz; $\sigma = 1.833$ S/m; $\epsilon_r = 39.583$; $\rho = 1000$ kg/m³ Phantom section: Flat Section</p> <p>DASY Configuration:</p> <ul style="list-style-type: none"> Probe: EX3DV4 - SN3708; ConvF(7.89, 7.89, 7.89); Calibrated: 10/22/2018, ConvF(7.89, 7.89, 7.89); Calibrated: 10/22/2018; Sensor-Surface: 1.4mm (Mechanical Surface Detection (Locations From Previous Scan Used)), Sensor-Surface: 1.4mm (Mechanical Surface Detection) Electronics: DAE4 Sn720; Calibrated: 10/15/2018 Phantom: Twin-SAM 1559; Type: QD 000 P40 CD; Serial: xxxx Measurement SW: DASY52, Version 52.10 (1); SEMCAD X Version 14.6.11 (7437) <p>System Performance Check at Frequencies 2450MHz Head/d=10mm, Pin=250 mW, dist=4.0mm (EX-Probe)/Area Scan (9x13x1): Measurement grid: dx=10mm, dy=10mm Maximum value of SAR (measured) = 21.87 W/kg</p> <p>System Performance Check at Frequencies 2450MHz Head/d=10mm, Pin=250 mW, dist=4.0mm (EX-Probe)/Zoom Scan (7x7x7) (7x7x7)/Cube 0: Measurement grid: dx=5mm, dy=5mm, dz=5mm Reference Value = 98.95 V/m; Power Drift = 0.14 dB Peak SAR (extrapolated) = 27.9 W/kg SAR(1 g) = 12.8 W/kg; SAR(10 g) = 5.96 W/kg Maximum value of SAR (measured) = 12.56 W/kg</p> 	

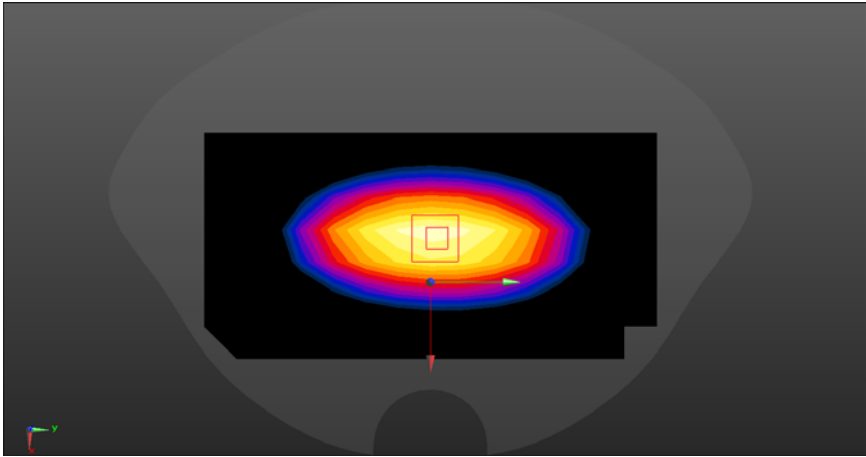
System check	5300MHz
<p>Communication System: UID 0, CW (0); Frequency: 5300 MHz Medium parameters used: $f = 5300 \text{ MHz}$; $\sigma = 4.683 \text{ S/m}$; $\epsilon_r = 36.853$; $\rho = 1000 \text{ kg/m}^3$ Phantom section: Flat Section</p> <p>DASY5 Configuration:</p> <ul style="list-style-type: none"> Probe: EX3DV4 - SN3708; ConvF(7.89, 7.89, 7.89); Calibrated: 10/22/2018, ConvF(7.89, 7.89, 7.89); Calibrated: 10/22/2018; Sensor-Surface: 1.4mm (Mechanical Surface Detection (Locations From Previous Scan Used)), Sensor-Surface: 1.4mm (Mechanical Surface Detection) Electronics: DAE4 Sn720; Calibrated: 10/15/2018 Phantom: Twin-SAM 1559; Type: QD 000 P40 CD; Serial: xxxx Measurement SW: DASY52, Version 52.10 (1); SEMCAD X Version 14.6.11 (7437) <p>Configuration/5300/Area Scan (7x11x1): Measurement grid: dx=10mm, dy=10mm Maximum value of SAR (measured) = 1.55 W/kg Configuration/5300/Zoom Scan (6x6x12)/Cube 0: Measurement grid: dx=5mm, dy=5mm, dz=2mm Reference Value = 19.30 V/m; Power Drift = 0.18 dB Peak SAR (extrapolated) = 3.21 W/kg SAR(1 g) = 0.787 W/kg; SAR(10 g) = 0.234 W/kg Maximum value of SAR (measured) = 1.97 W/kg</p> 	

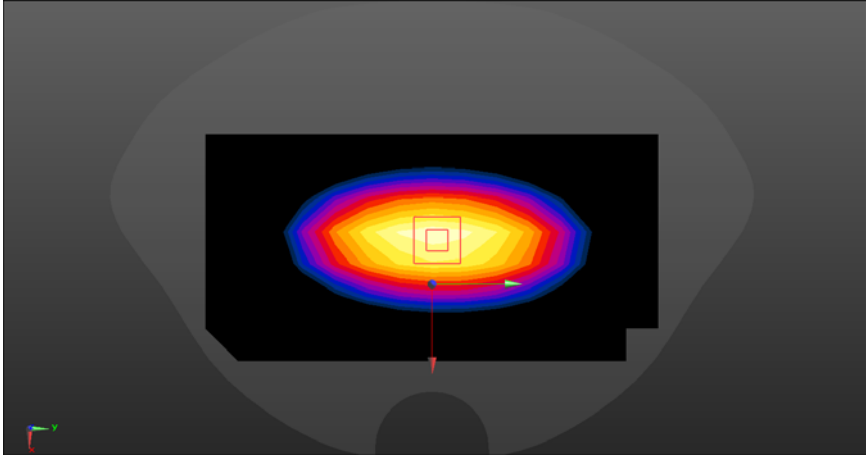
System check	5800MHz
<p>Communication System: UID 0, CW (0); Frequency: 5800 MHz Medium parameters used: $f = 5800 \text{ MHz}$; $\sigma = 5.185 \text{ S/m}$; $\epsilon_r = 36.334$; $\rho = 1000 \text{ kg/m}^3$ Phantom section: Flat Section</p> <p>DASY5 Configuration:</p> <ul style="list-style-type: none"> Probe: EX3DV4 - SN3708; ConvF(7.89, 7.89, 7.89); Calibrated: 10/22/2018, ConvF(7.89, 7.89, 7.89); Calibrated: 10/22/2018; Sensor-Surface: 1.4mm (Mechanical Surface Detection (Locations From Previous Scan Used)), Sensor-Surface: 1.4mm (Mechanical Surface Detection) Electronics: DAE4 Sn720; Calibrated: 10/15/2018 Phantom: Twin-SAM 1559; Type: QD 000 P40 CD; Serial: xxxx Measurement SW: DASY52, Version 52.10 (1); SEMCAD X Version 14.6.11 (7437) <p>Configuration/5800/Area Scan (7x11x1): Measurement grid: dx=10mm, dy=10mm Maximum value of SAR (measured) = 1.97 W/kg</p> <p>Configuration/5800/Zoom Scan (6x6x12)/Cube 0: Measurement grid: dx=5mm, dy=5mm, dz=2mm Reference Value = 13.10 V/m; Power Drift = 0.02 dB Peak SAR (extrapolated) = 3.51 W/kg SAR(1 g) = 0.775 W/kg; SAR(10 g) = 0.226 W/kg Maximum value of SAR (measured) = 2.01 W/kg</p> 	

Body liquid

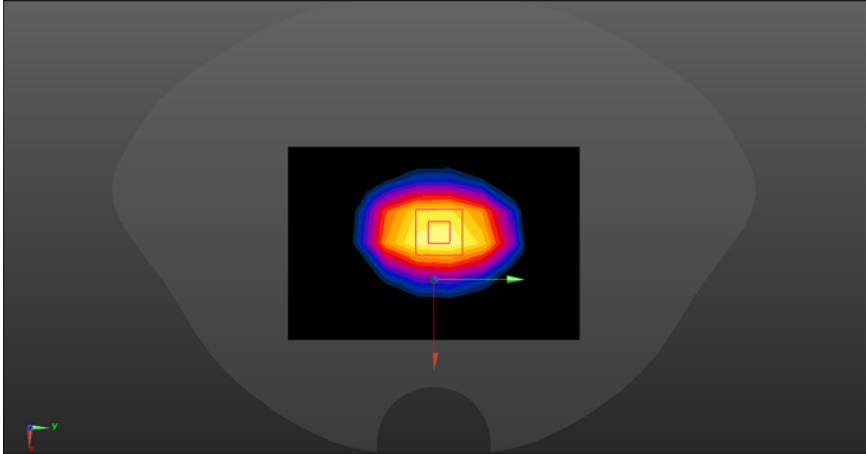
System check	750MHz
<p>Communication System: UID 0, CW (0); Communication System Band: D750 (750.0 MHz); Frequency: 750 MHz; Communication System PAR: 0 dB Medium parameters used: $f = 750 \text{ MHz}$; $\sigma = 0.976 \text{ S/m}$; $\epsilon_r = 53.279$; $\rho = 1000 \text{ kg/m}^3$ Phantom section: Flat Section</p> <p>DASY Configuration:</p> <ul style="list-style-type: none"> Probe: ES3DV3 - SN3127; ConvF(6.33, 6.33, 6.33); Calibrated: 2018/11/2; Sensor-Surface: 3mm (Mechanical Surface Detection), $z = -3.0, 32.0$ Electronics: DAE4 Sn546; Calibrated: 2018/10/15 Phantom: 1659; Type: QD 000 P40 CD; Serial: xxxx DASY52 52.8.8(1258); SEMCAD X 14.6.10(7373) <p>System Performance Check at Frequencies 750MHz/d=15mm, Pin=250 mW, dist=3.0mm (ES-Probe)/Area Scan (8x15x1): Measurement grid: $dx=15\text{mm}$, $dy=15\text{mm}$ Maximum value of SAR (measured) = 2.31 W/kg</p> <p>System Performance Check at Frequencies 750MHz/d=15mm, Pin=250 mW, dist=3.0mm (ES-Probe)/Zoom Scan (7x7x7) (7x7x7)/Cube 0: Measurement grid: $dx=5\text{mm}$, $dy=5\text{mm}$, $dz=5\text{mm}$ Reference Value = 41.26 V/m; Power Drift = 0.13 dB Peak SAR (extrapolated) = 3.45 W/kg SAR(1 g) = 2.06 W/kg; SAR(10 g) = 1.47 W/kg Maximum value of SAR (measured) = 2.66 W/kg</p> 	

System check	750MHz
<p>Communication System: UID 0, CW (0); Communication System Band: D750 (750.0 MHz); Frequency: 750 MHz; Communication System PAR: 0 dB Medium parameters used: $f = 750 \text{ MHz}$; $\sigma = 0.954 \text{ S/m}$; $\epsilon_r = 54.321$; $\rho = 1000 \text{ kg/m}^3$ Phantom section: Flat Section</p> <p>DASY Configuration:</p> <ul style="list-style-type: none"> Probe: ES3DV3 - SN3127; ConvF(6.33, 6.33, 6.33); Calibrated: 2018/11/2; Sensor-Surface: 3mm (Mechanical Surface Detection), $z = -3.0, 32.0$ Electronics: DAE4 Sn546; Calibrated: 2018/10/15 Phantom: 1659; Type: QD 000 P40 CD; Serial: xxxx DASY52 52.8.8(1258); SEMCAD X 14.6.10(7373) <p>System Performance Check at Frequencies 750MHz/d=15mm, Pin=250 mW, dist=3.0mm (ES-Probe)/Area Scan (8x15x1): Measurement grid: $dx=15\text{mm}$, $dy=15\text{mm}$ Maximum value of SAR (measured) = 2.12 W/kg</p> <p>System Performance Check at Frequencies 750MHz/d=15mm, Pin=250 mW, dist=3.0mm (ES-Probe)/Zoom Scan (7x7x7) (7x7x7)/Cube 0: Measurement grid: $dx=5\text{mm}$, $dy=5\text{mm}$, $dz=5\text{mm}$ Reference Value = 39.88 V/m; Power Drift = 0.13 dB Peak SAR (extrapolated) = 3.24 W/kg SAR(1 g) = 2.18 W/kg; SAR(10 g) = 1.35 W/kg Maximum value of SAR (measured) = 2.51 W/kg</p> 	

System check	835MHz
<p>Communication System: UID 0, CW (0); Frequency: 835 MHz Medium parameters used (interpolated): $f = 835 \text{ MHz}$; $\sigma = 0.975 \text{ S/m}$; $\epsilon_r = 54.541$; $\rho = 1000 \text{ kg/m}^3$ Phantom section: Flat Section</p> <p>DASY5 Configuration:</p> <ul style="list-style-type: none"> Probe: ES3DV3 - SN3127; ConvF(6.13, 6.13, 6.13); Calibrated: 2018/11/2; Sensor-Surface: 3mm (Mechanical Surface Detection) Electronics: DAE4 Sn546; Calibrated: 2018/10/15 Phantom: 1659; Type: QD 000 P40 CD; Serial: xxxx Measurement SW: DASY52, Version 52.8 (8); SEMCAD X Version 14.6.10 (7373) <p>Configuration 835/835/Area Scan (8x15x1): Measurement grid: dx=15mm, dy=15mm Maximum value of SAR (measured) = 2.63 W/kg</p> <p>Configuration 835/835/Zoom Scan (7x7x7) (7x7x7)/Cube 0: Measurement grid: dx=5mm, dy=5mm, dz=5mm Reference Value = 52.70 V/m; Power Drift = 0.06 dB Peak SAR (extrapolated) = 3.54 W/kg SAR(1 g) = 2.37 W/kg; SAR(10 g) = 1.54 W/kg Maximum value of SAR (measured) = 2.77 W/kg</p> 	

System check	835MHz
<p>Communication System: UID 0, CW (0); Frequency: 835 MHz Medium parameters used (interpolated): $f = 835 \text{ MHz}$; $\sigma = 0.971 \text{ S/m}$; $\epsilon_r = 55.036$; $\rho = 1000 \text{ kg/m}^3$ Phantom section: Flat Section</p> <p>DASY5 Configuration:</p> <ul style="list-style-type: none"> Probe: ES3DV3 - SN3127; ConvF(6.13, 6.13, 6.13); Calibrated: 2018/11/2; Sensor-Surface: 3mm (Mechanical Surface Detection) Electronics: DAE4 Sn546; Calibrated: 2018/10/15 Phantom: 1659; Type: QD 000 P40 CD; Serial: xxxx Measurement SW: DASY52, Version 52.8 (8); SEMCAD X Version 14.6.10 (7373) <p>Configuration 835/835/Area Scan (8x15x1): Measurement grid: dx=15mm, dy=15mm Maximum value of SAR (measured) = 2.63 W/kg</p> <p>Configuration 835/835/Zoom Scan (7x7x7) (7x7x7)/Cube 0: Measurement grid: dx=5mm, dy=5mm, dz=5mm Reference Value = 53.21 V/m; Power Drift = -0.07 dB Peak SAR (extrapolated) = 3.50 W/kg SAR(1 g) = 2.34 W/kg; SAR(10 g) = 1.52 W/kg Maximum value of SAR (measured) = 2.74 W/kg</p> 	

System check	835MHz
<p>Communication System: UID 0, CW (0); Frequency: 835 MHz Medium parameters used (interpolated): $f = 835 \text{ MHz}$; $\sigma = 0.966 \text{ S/m}$; $\epsilon_r = 56.196$; $\rho = 1000 \text{ kg/m}^3$ Phantom section: Flat Section</p> <p>DASY5 Configuration:</p> <ul style="list-style-type: none"> • Probe: ES3DV3 - SN3127; ConvF(6.13, 6.13, 6.13); Calibrated: 2018/11/2; • Sensor-Surface: 3mm (Mechanical Surface Detection) • Electronics: DAE4 Sn546; Calibrated: 2018/10/15 • Phantom: 1659; Type: QD 000 P40 CD; Serial: xxxx • Measurement SW: DASY52, Version 52.8 (8); SEMCAD X Version 14.6.10 (7373) <p>Configuration 835/835/Area Scan (8x15x1): Measurement grid: $dx=15\text{mm}$, $dy=15\text{mm}$ Maximum value of SAR (measured) = 2.57 W/kg</p> <p>Configuration 835/835/Zoom Scan (7x7x7) (7x7x7)/Cube 0: Measurement grid: $dx=5\text{mm}$, $dy=5\text{mm}$, $dz=5\text{mm}$ Reference Value = 51.34 V/m; Power Drift = 0.12 dB Peak SAR (extrapolated) = 3.26 W/kg SAR(1 g) = 2.28 W/kg; SAR(10 g) = 1.49 W/kg Maximum value of SAR (measured) = 2.58 W/kg</p> <div data-bbox="387 1216 1214 1671" data-label="Figure"> <p>The figure is a grayscale heatmap representing SAR distribution. It shows a central rectangular area with a color gradient from blue (low SAR) to red and yellow (high SAR). A small white square is overlaid on the highest intensity region, indicating the measurement grid. The background is dark gray, suggesting a phantom section.</p> </div>	

System check	1800MHz
<p>Communication System: UID 0, CW (0); Frequency: 1800 MHz Medium parameters used: $f = 1800 \text{ MHz}$; $\sigma = 1.523 \text{ S/m}$; $\epsilon_r = 52.879$; $\rho = 1000 \text{ kg/m}^3$ Phantom section: Flat Section</p> <p>DASY5 Configuration:</p> <ul style="list-style-type: none"> Probe: ES3DV3 - SN3127; ConvF(4.76, 4.76, 4.76); Calibrated: 2018/11/2; Sensor-Surface: 3mm (Mechanical Surface Detection) Electronics: DAE4 Sn546; Calibrated: 2018/10/15 Phantom: 1659; Type: QD 000 P40 CD; Serial: xxxx Measurement SW: DASY52, Version 52.8 (8); SEMCAD X Version 14.6.10 (7373) <p>Configuration 1800/1800/Area Scan (7x10x1): Measurement grid: $dx=15\text{mm}$, $dy=15\text{mm}$ Maximum value of SAR (measured) = 9.43 W/kg</p> <p>Configuration 1800/1800/Zoom Scan (7x7x7) (7x7x7)/Cube 0: Measurement grid: $dx=5\text{mm}$, $dy=5\text{mm}$, $dz=5\text{mm}$ Reference Value = 80.19 V/m; Power Drift = 0.19 dB Peak SAR (extrapolated) = 17.5 W/kg SAR(1 g) = 9.55 W/kg; SAR(10 g) = 4.98 W/kg Maximum value of SAR (measured) = 12.2 W/kg</p> 	

System check

1800MHz

Communication System: UID 0, CW (0); Frequency: 1800 MHz

Medium parameters used: $f = 1800 \text{ MHz}$; $\sigma = 1.542 \text{ S/m}$; $\epsilon_r = 51.717$; $\rho = 1000 \text{ kg/m}^3$

Phantom section: Flat Section

DASY5 Configuration:

- Probe: ES3DV3 - SN3127; ConvF(4.76, 4.76, 4.76); Calibrated: 2018/11/2;
- Sensor-Surface: 3mm (Mechanical Surface Detection)
- Electronics: DAE4 Sn546; Calibrated: 2018/10/15
- Phantom: 1659; Type: QD 000 P40 CD; Serial: xxxx
- Measurement SW: DASY52, Version 52.8 (8); SEMCAD X Version 14.6.10 (7373)

Configuration 1800/1800/Area Scan (8x10x1): Measurement grid: $dx=15\text{mm}$, $dy=15\text{mm}$

Maximum value of SAR (measured) = 11.5 W/kg

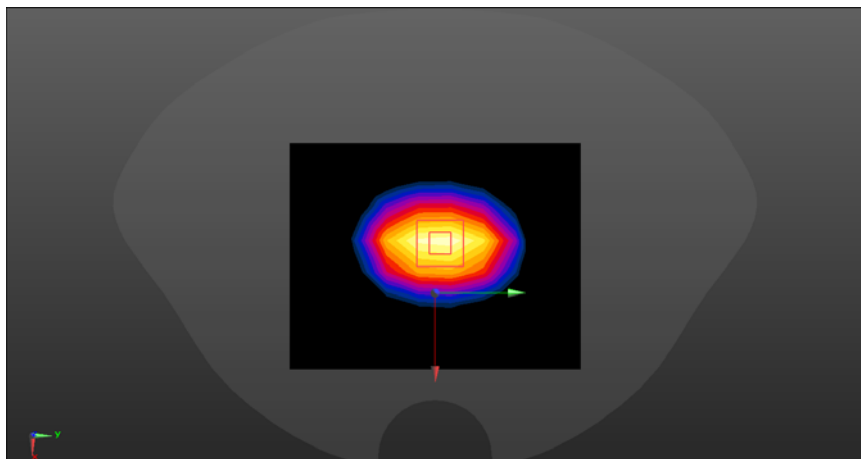
Configuration 1800/1800/Zoom Scan (7x7x7) (7x7x7)/Cube 0: Measurement grid: $dx=5\text{mm}$, $dy=5\text{mm}$, $dz=5\text{mm}$

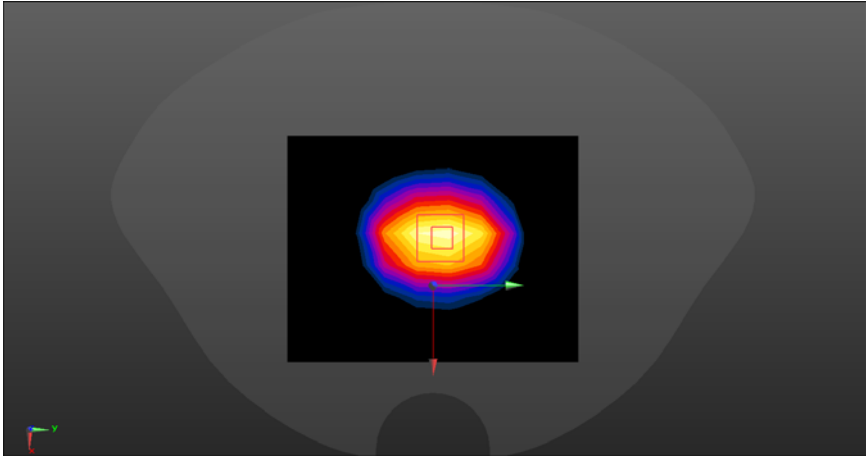
Reference Value = 80.17 V/m; Power Drift = 0.15 dB

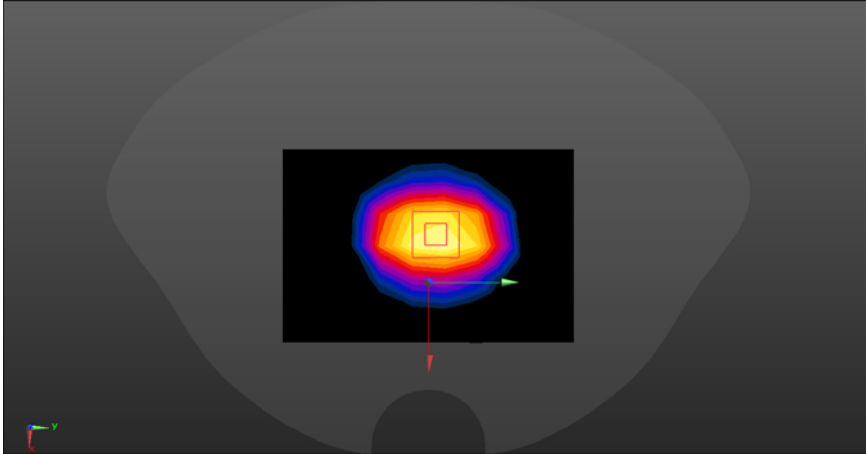
Peak SAR (extrapolated) = 17.8 W/kg

SAR(1 g) = 9.67 W/kg; SAR(10 g) = 5.03 W/kg

Maximum value of SAR (measured) = 12.4 W/kg



System check	2000MHz
<p>Communication System: UID 0, CW (0); Frequency: 2000 MHz Medium parameters used: $f = 2000 \text{ MHz}$; $\sigma = 1.546 \text{ S/m}$; $\epsilon_r = 52.557$; $\rho = 1000 \text{ kg/m}^3$ Phantom section: Flat Section</p> <p>DASY5 Configuration:</p> <ul style="list-style-type: none"> Probe: ES3DV3 - SN3127; ConvF(4.80, 4.80, 4.80); Calibrated: 2018/11/2; Sensor-Surface: 3mm (Mechanical Surface Detection) Electronics: DAE4 Sn546; Calibrated: 2018/10/15 Phantom: 1659; Type: QD 000 P40 CD; Serial: xxxx Measurement SW: DASY52, Version 52.8 (8); SEMCAD X Version 14.6.10 (7373) <p>Configuration 2000/2000/Area Scan (8x10x1): Measurement grid: $dx=12\text{mm}$, $dy=12\text{mm}$ Maximum value of SAR (measured) = 11.1 W/kg</p> <p>Configuration 2000/2000/Zoom Scan (7x7x7) (7x7x7)/Cube 0: Measurement grid: $dx=5\text{mm}$, $dy=5\text{mm}$, $dz=5\text{mm}$ Reference Value = 78.14 V/m; Power Drift = 0.05 dB Peak SAR (extrapolated) = 17.8 W/kg SAR(1 g) = 9.49 W/kg; SAR(10 g) = 4.78 W/kg Maximum value of SAR (measured) = 12.1 W/kg</p> 	

System check	2000MHz
<p>Communication System: UID 0, CW (0); Frequency: 2000 MHz Medium parameters used: $f = 2000 \text{ MHz}$; $\sigma = 1.586 \text{ S/m}$; $\epsilon_r = 52.596$; $\rho = 1000 \text{ kg/m}^3$ Phantom section: Flat Section</p> <p>DASY5 Configuration:</p> <ul style="list-style-type: none"> Probe: ES3DV3 - SN3127; ConvF(4.80, 4.80, 4.80); Calibrated: 2018/11/2; Sensor-Surface: 3mm (Mechanical Surface Detection) Electronics: DAE4 Sn546; Calibrated: 2018/10/15 Phantom: 1659; Type: QD 000 P40 CD; Serial: xxxx Measurement SW: DASY52, Version 52.8 (8); SEMCAD X Version 14.6.10 (7373) <p>Configuration 2000/2000/Area Scan (7x10x1): Measurement grid: $dx=12\text{mm}$, $dy=12\text{mm}$ Maximum value of SAR (measured) = 10.0 W/kg</p> <p>Configuration 2000/2000/Zoom Scan (7x7x7) (7x7x7)/Cube 0: Measurement grid: $dx=5\text{mm}$, $dy=5\text{mm}$, $dz=5\text{mm}$ Reference Value = 79.83 V/m; Power Drift = 0.16 dB Peak SAR (extrapolated) = 18.3 W/kg SAR(1 g) = 9.71 W/kg; SAR(10 g) = 4.87 W/kg Maximum value of SAR (measured) = 12.4 W/kg</p> 	

System check	2450MHz
<p>Communication System: UID 0, CW (0); Frequency: 2450 MHz Medium parameters used: $f = 2450$ MHz; $\sigma = 1.926$ S/m; $\epsilon_r = 50.795$; $\rho = 1000$ kg/m³ Phantom section: Flat Section</p> <p>DASY5 Configuration:</p> <ul style="list-style-type: none"> • Probe: ES3DV3 - SN3127; ConvF(4.31, 4.31, 4.31); Calibrated: 2018/11/2; • Sensor-Surface: 3mm (Mechanical Surface Detection), $z = -3.0, 32.0$ • Electronics: DAE4 Sn546; Calibrated: 2018/10/15 • Phantom: 1659; Type: QD 000 P40 CD; Serial: xxxx • DASY52 52.8.8(1258); SEMCAD X 14.6.10(7373) <p>System Performance Check at Frequencies 2450 MHz/2450/Area Scan (8x10x1): Measurement grid: $dx=12$mm, $dy=12$mm Maximum value of SAR (measured) = 15.9 W/kg</p> <p>System Performance Check at Frequencies 2450 MHz/2450/Zoom Scan (7x7x7) (7x7x7)/Cube 0: Measurement grid: $dx=5$mm, $dy=5$mm, $dz=5$mm Reference Value = 62.46 V/m; Power Drift = 0.12 dB Peak SAR (extrapolated) = 27.5 W/kg SAR(1 g) = 13.2 W/kg; SAR(10 g) = 6.09 W/kg Maximum value of SAR (measured) = 17.3 W/kg</p> <div data-bbox="365 1131 1235 1585" data-label="Figure"> </div>	


System check	2450MHz
<p>Communication System: UID 0, CW (0); Communication System Band: D2450 (2450.0 MHz); Frequency: 2450 MHz; Communication System PAR: 0 dB Medium parameters used: $f = 2450$ MHz; $\sigma = 2.027$ S/m; $\epsilon_r = 51.046$; $\rho = 1000$ kg/m³ Phantom section: Flat Section</p> <p>DASY Configuration:</p> <ul style="list-style-type: none"> Probe: EX3DV4 - SN3708; ConvF(7.56, 7.56, 7.56); Calibrated: 10/22/2018, ConvF(7.56, 7.56, 7.56); Calibrated: 10/22/2018; Sensor-Surface: 1.4mm (Mechanical Surface Detection (Locations From Previous Scan Used)), Sensor-Surface: 1.4mm (Mechanical Surface Detection) Electronics: DAE4 Sn720; Calibrated: 10/15/2018 Phantom: Twin-SAM 1560; Type: QD 000 P40 CD; Serial: xxxx Measurement SW: DASY52, Version 52.10 (1); SEMCAD X Version 14.6.11 (7437) <p>System Performance Check at Frequencies 2450MHz Head/d=10mm, Pin=250 mW, dist=4.0mm (EX-Probe)/Area Scan (9x13x1): Measurement grid: dx=12mm, dy=12mm Maximum value of SAR (measured) = 13.4 W/kg</p> <p>System Performance Check at Frequencies 2450MHz Head/d=10mm, Pin=250 mW, dist=4.0mm (EX-Probe)/Zoom Scan (7x7x7) (7x7x7)/Cube 0: Measurement grid: dx=5mm, dy=5mm, dz=5mm Reference Value = 62.29 V/m; Power Drift = 0.04 dB Peak SAR (extrapolated) = 29.3 W/kg SAR(1 g) = 13.3 W/kg; SAR(10 g) = 6.13 W/kg Maximum value of SAR (measured) = 18.9 W/kg</p> <div data-bbox="493 1420 1106 1877" data-label="Figure"> </div>	


System check	5300MHz
---------------------	----------------

Communication System: UID 0, CW (0); Frequency: 5300 MHz
 Medium parameters used: $f = 5200$ MHz; $\sigma = 5.355$ S/m; $\epsilon_r = 49.035$; $\rho = 1000$ kg/m³
 Phantom section: Flat Section

DASY5 Configuration:

- Probe: EX3DV4 - SN3708; ConvF(7.56, 7.56, 7.56); Calibrated: 10/22/2018, ConvF(7.56, 7.56, 7.56); Calibrated: 10/22/2018;
 - Sensor-Surface: 1.4mm (Mechanical Surface Detection (Locations From Previous Scan Used)), Sensor-Surface: 1.4mm (Mechanical Surface Detection)
 - Electronics: DAE4 Sn720; Calibrated: 10/15/2018
 - Phantom: Twin-SAM 1560; Type: QD 000 P40 CD; Serial: xxxx
 - Measurement SW: DASY52, Version 52.10 (1); SEMCAD X Version 14.6.11 (7437)
- Configuration/5300/Area Scan (7x11x1):** Measurement grid: dx=10mm, dy=10mm
 Maximum value of SAR (measured) = 1.47 W/kg
- Configuration/5300/Zoom Scan (6x6x12)/Cube 0:** Measurement grid: dx=5mm, dy=5mm, d5=2mm
 Reference Value = 11.12 V/m; Power Drift = 0.08 dB
 Peak SAR (extrapolated) = 3.29 W/kg
SAR(1 g) = 0.73 W/kg; SAR(10 g) = 0.206 W/kg
 Maximum value of SAR (measured) = 2.11 W/kg




System check	5800MHz
<p>Communication System: UID 0, CW (0); Frequency: 5800 MHz Medium parameters used: $f = 5800 \text{ MHz}$; $\sigma = 6.11 \text{ S/m}$; $\epsilon_r = 47.36$; $\rho = 1000 \text{ kg/m}^3$ Phantom section: Flat Section</p> <p>DASY5 Configuration:</p> <ul style="list-style-type: none"> Probe: EX3DV4 - SN3708; ConvF(7.56, 7.56, 7.56); Calibrated: 10/22/2018, ConvF(7.56, 7.56, 7.56); Calibrated: 10/22/2018; Sensor-Surface: 1.4mm (Mechanical Surface Detection (Locations From Previous Scan Used)), Sensor-Surface: 1.4mm (Mechanical Surface Detection) Electronics: DAE4 Sn720; Calibrated: 10/15/2018 Phantom: Twin-SAM 1560; Type: QD 000 P40 CD; Serial: xxxx Measurement SW: DASY52, Version 52.10 (1); SEMCAD X Version 14.6.11 (7437) <p>Configuration/5800/Area Scan (7x11x1): Measurement grid: dx=10mm, dy=10mm Maximum value of SAR (measured) = 2.12 W/kg</p> <p>Configuration/5800/Zoom Scan (6x6x12)/Cube 0: Measurement grid: dx=5mm, dy=5mm, dz=2mm Reference Value = 11.35 V/m; Power Drift = 0.02 dB Peak SAR (extrapolated) = 3.39 W/kg SAR(1 g) = 0.75 W/kg; SAR(10 g) = 0.226 W/kg Maximum value of SAR (measured) = 2.46 W/kg</p> 	

GSM (850MHz)

Up Antenna	Right Side	Cheek
<p>Communication System: UID 0, Generic GSM (0); Frequency: 836.6 MHz;Duty Cycle: 3:8.30042 Medium parameters used (interpolated): $f = 836.6$ MHz; $\sigma = 0.905$ S/m; $\epsilon_r = 41.528$; $\rho = 1000$ kg/m³ Phantom section: Right Section</p> <p>DASY5 Configuration:</p> <ul style="list-style-type: none"> • Probe: ES3DV3 - SN3127; ConvF(6.18, 6.18, 6.18); Calibrated: 2018/11/2; • Sensor-Surface: 3mm (Mechanical Surface Detection (Locations From Previous Scan Used)), Sensor-Surface: 3mm (Mechanical Surface Detection) • Electronics: DAE4 Sn546; Calibrated: 2018/10/15 • Phantom: 1660; Type: QD 000 P40 CD; Serial: xxxx • Measurement SW: DASY52, Version 52.8 (8); SEMCAD X Version 14.6.10 (7373) <p>RIGHT HEAD/RC GSM850/Area Scan (9x7x1): Measurement grid: dx=15mm, dy=15mm Maximum value of SAR (measured) = 1.20 W/kg</p> <p>RIGHT HEAD/RC GSM850/Zoom Scan (5x5x7)/Cube 0: Measurement grid: dx=8mm, dy=8mm, dz=5mm Reference Value = 41.25 V/m; Power Drift = -0.07 dB Peak SAR (extrapolated) = 2.40 W/kg SAR(1 g) = 1.02 W/kg; SAR(10 g) = 0.517 W/kg Maximum value of SAR (measured) = 1.76 W/kg</p> <div data-bbox="371 1442 1187 1899" data-label="Image"> </div>		


Up Antenna	Body-worn	Back
<p>Communication System: UID 0, Generic GSM (0); Frequency: 836.6 MHz;Duty Cycle: 3:8.30042 Medium parameters used (interpolated): f = 836.6 MHz; $\sigma = 0.976$ S/m; $\epsilon_r = 55.195$; $\rho = 1000$ kg/m³ Phantom section: Flat Section</p> <p>DASY5 Configuration:</p> <ul style="list-style-type: none"> Probe: ES3DV3 - SN3127; ConvF(6.13, 6.13, 6.13); Calibrated: 2018/11/2; Sensor-Surface: 3mm (Mechanical Surface Detection) Electronics: DAE4 Sn546; Calibrated: 2018/10/15 Phantom: 1659; Type: QD 000 P40 CD; Serial: xxxx Measurement SW: DASY52, Version 52.8 (8); SEMCAD X Version 14.6.10 (7373) <p>back/U850/Area Scan (4x13x1): Measurement grid: dx=15mm, dy=15mm Maximum value of SAR (measured) = 0. 608 W/kg</p> <p>back/U850/Zoom Scan (5x5x7)/Cube 0: Measurement grid: dx=8mm, dy=8mm, dz=5mm</p> <p>Reference Value = 8.121 V/m; Power Drift = -0.12 dB Peak SAR (extrapolated) = 0.0800 W/kg SAR(1 g) = 0.234 W/kg; SAR(10 g) = 0.133 W/kg Maximum value of SAR (measured) = 0. 601 W/kg</p> <div data-bbox="391 1317 1350 1816" data-label="Figure"> </div>		

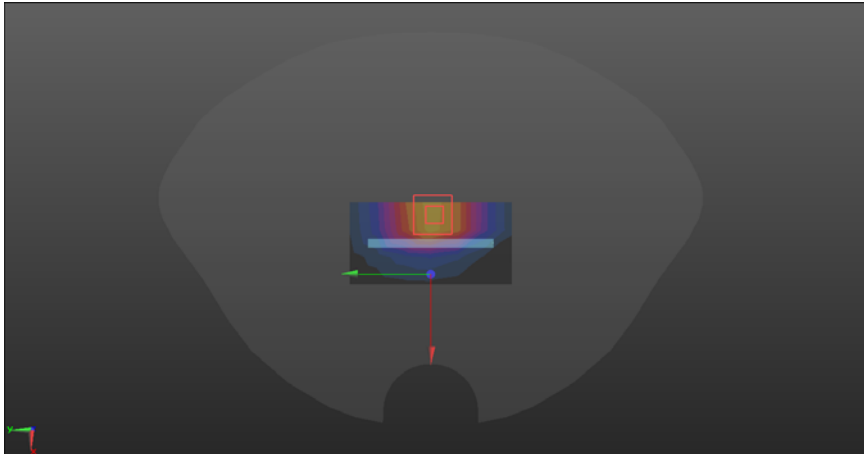
GSM (1900MHz)

Up Antenna	Right side	Cheek
<p>Communication System: UID 0, Generic GSM (0); Frequency: 1880 MHz;Duty Cycle: 3:8.30042</p> <p>Medium parameters used (interpolated): $f = 1880$ MHz; $\sigma = 1.4$ S/m; $\epsilon_r = 40$; $\rho = 1000$ kg/m³</p> <p>Phantom section: Right Section</p> <p>DASY5 Configuration:</p> <ul style="list-style-type: none"> Probe: ES3DV3 - SN3127; ConvF(5.07, 5.07, 5.07); Calibrated: 2018/11/2; Sensor-Surface: 3mm (Mechanical Surface Detection (Locations From Previous Scan Used)), Sensor-Surface: 3mm (Mechanical Surface Detection) Electronics: DAE4 Sn546; Calibrated: 2018/10/15 Phantom: 1660; Type: QD 000 P40 CD; Serial: xxxx Measurement SW: DASY52, Version 52.8 (8); SEMCAD X Version 14.6.10 (7373) <p>RIGHT HEAD/RC PCS1900/Area Scan (9x7x1): Measurement grid: dx=15mm, dy=15mm Maximum value of SAR (measured) = 1.31 W/kg</p> <p>RIGHT HEAD/RC PCS1900/Zoom Scan (5x5x7)/Cube 0: Measurement grid: dx=8mm, dy=8mm, dz=5mm Reference Value = 18.39 V/m; Power Drift = 0.04 dB Peak SAR (extrapolated) = 2.29 W/kg SAR(1 g) = 0.922 W/kg; SAR(10 g) = 0.443 W/kg Maximum value of SAR (measured) = 1.76 W/kg</p> 		

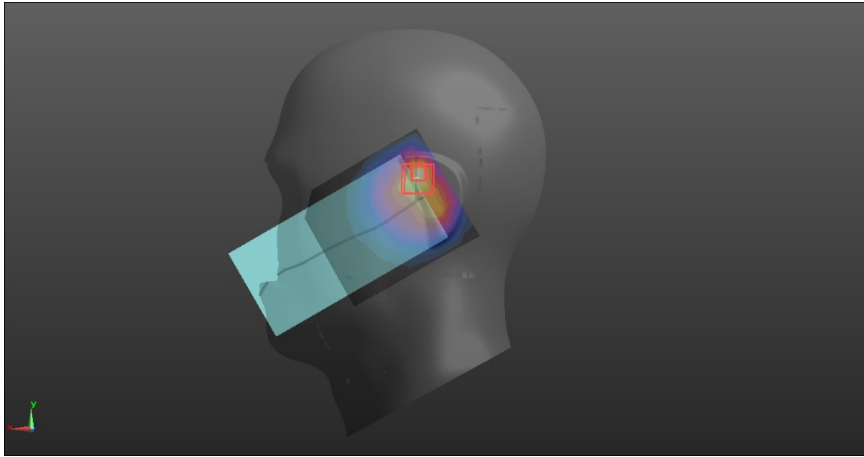
Up Antenna	Hotspot	Top
<p>Communication System: UID 0, Generic GSM (0); Frequency: 1880 MHz;Duty Cycle: 3:8.30042</p> <p>Medium parameters used (interpolated): f = 1880 MHz; $\sigma = 1.526$ S/m; $\epsilon_r = 53.291$; $\rho = 1000$ kg/m³</p> <p>Phantom section: Flat Section</p> <p>DASY5 Configuration:</p> <ul style="list-style-type: none"> • Probe: ES3DV3 - SN3127; ConvF(4.76, 4.76, 4.76); Calibrated: 2018/11/2; • Sensor-Surface: 3mm (Mechanical Surface Detection) • Electronics: DAE4 Sn546; Calibrated: 2018/10/15 • Phantom: 1659; Type: QD 000 P40 CD; Serial: xxxx • Measurement SW: DASY52, Version 52.8 (8); SEMCAD X Version 14.6.10 (7373) <p>TOP/U G1900/Area Scan (4x7x1): Measurement grid: dx=15mm, dy=15mm Maximum value of SAR (measured) = 0.361 W/kg</p> <p>TOP/U G1900/Zoom Scan (5x5x7)/Cube 0: Measurement grid: dx=8mm, dy=8mm, dz=5mm</p> <p>Reference Value = 11.72 V/m; Power Drift = 0.01 dB</p> <p>Peak SAR (extrapolated) = 0.659 W/kg</p> <p>SAR(1 g) = 0.368 W/kg; SAR(10 g) = 0.202 W/kg</p> <p>Maximum value of SAR (measured) = 0.457 W/k</p> 		

WCDMA Band II

Up Antenna	Right side	Cheek
<p>Communication System: UID 0, WCDMA BAND2 (0); Frequency: 1852.4 MHz; Medium parameters used (interpolated): $f = 1852.4$ MHz; $\sigma = 1.4$ S/m; $\epsilon_r = 40$; $\rho = 1000$ kg/m³ Phantom section: Right Section</p> <p>DASY5 Configuration:</p> <ul style="list-style-type: none"> Probe: ES3DV3 - SN3127; ConvF(5.07, 5.07, 5.07); Calibrated: 2018/11/2; Sensor-Surface: 3mm (Mechanical Surface Detection (Locations From Previous Scan Used)), Sensor-Surface: 3mm (Mechanical Surface Detection) Electronics: DAE4 Sn546; Calibrated: 2018/10/15 Phantom: 1660; Type: QD 000 P40 CD; Serial: xxxx Measurement SW: DASY52, Version 52.8 (8); SEMCAD X Version 14.6.10 (7373) <p>U&D Right/RC 1RB W2 L/Area Scan (7x8x1): Measurement grid: dx=15mm, dy=15mm Maximum value of SAR (measured) = 1.04 W/kg</p> <p>U&D Right/RC 1RB W2 L/Zoom Scan (5x5x7)/Cube 0: Measurement grid: dx=8mm, dy=8mm, dz=5mm Reference Value = 20.41 V/m; Power Drift = 0.01 dB Peak SAR (extrapolated) = 2.13 W/kg SAR(1 g) = 0.971 W/kg; SAR(10 g) = 0.491 W/kg Maximum value of SAR (measured) = 1.19 W/kg</p> 		

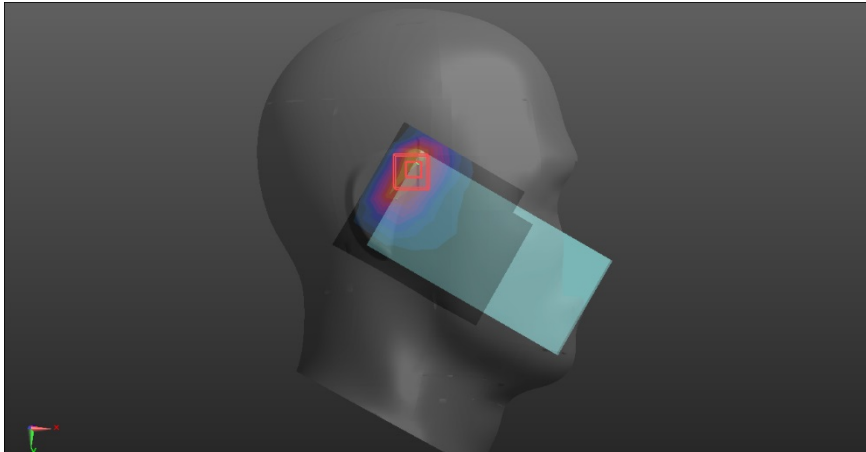
Up Antenna	Hotspot	Top
<p>Communication System: UID 0, WCDMA BAND2 (0); Frequency: 1880 MHz; Medium parameters used (interpolated): $f = 1880$ MHz; $\sigma = 1.526$ S/m; $\epsilon_r = 53.291$; $\rho = 1000$ kg/m³ Phantom section: Flat Section</p> <p>DASY5 Configuration:</p> <ul style="list-style-type: none"> • Probe: ES3DV3 - SN3127; ConvF(4.76, 4.76, 4.76); Calibrated: 2018/11/2; • Sensor-Surface: 3mm (Mechanical Surface Detection (Locations From Previous Scan Used)), Sensor-Surface: 3mm (Mechanical Surface Detection) • Electronics: DAE4 Sn546; Calibrated: 2018/10/15 • Phantom: 1659; Type: QD 000 P40 CD; Serial: xxxx • Measurement SW: DASY52, Version 52.8 (8); SEMCAD X Version 14.6.10 (7373) <p>TOP/U W2/Area Scan (4x7x1): Measurement grid: dx=15mm, dy=15mm Maximum value of SAR (measured) = 0.681 W/kg</p> <p>TOP/U W2/Zoom Scan (5x5x7)/Cube 0: Measurement grid: dx=8mm, dy=8mm, dz=5mm</p> <p>Reference Value = 18.10 V/m; Power Drift = 0.16 dB Peak SAR (extrapolated) = 1.55 W/kg</p> <p>SAR(1 g) = 0.563W/kg; SAR(10 g) = 0.295 W/kg Maximum value of SAR (measured) = 0.610 W/kg</p> 		

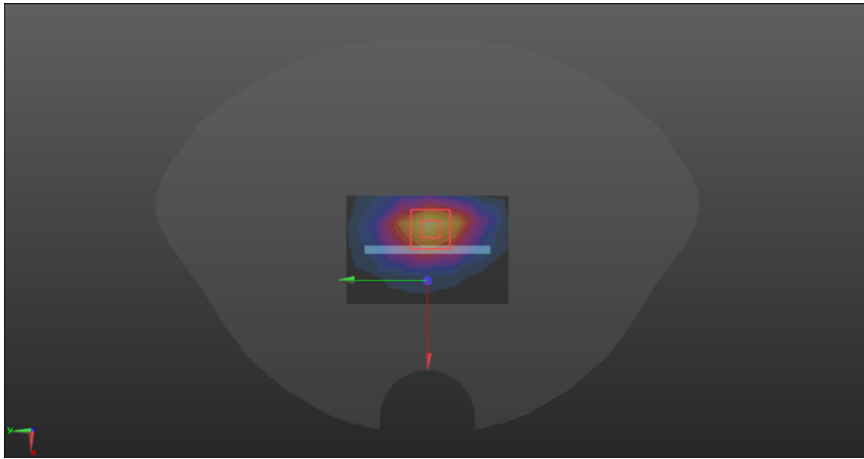
WCDMA Band V

Up Antenna	Left side	Cheek
<p>Communication System: UID 0, WCDMA BAND 5 (0); Frequency: 836.6 MHz; Medium parameters used (interpolated): $f = 836.6$ MHz; $\sigma = 0.905$ S/m; $\epsilon_r = 41.528$; $\rho = 1000$ kg/m³ Phantom section: Left Section</p> <p>DASY5 Configuration:</p> <ul style="list-style-type: none"> • Probe: ES3DV3 - SN3127; ConvF(6.18, 6.18, 6.18); Calibrated: 2018/11/2; • Sensor-Surface: 3mm (Mechanical Surface Detection (Locations From Previous Scan Used)), Sensor-Surface: 3mm (Mechanical Surface Detection) • Electronics: DAE4 Sn546; Calibrated: 2018/10/15 • Phantom: 1660; Type: QD 000 P40 CD; Serial: xxxx • Measurement SW: DASY52, Version 52.8 (8); SEMCAD X Version 14.6.10 (7373) <p>U&D LEFT CHEEK/LC 1RB W5/Area Scan (7x8x1): Measurement grid: dx=15mm, dy=15mm Maximum value of SAR (measured) = 1.31 W/kg</p> <p>U&D LEFT CHEEK/LC 1RB W5/Zoom Scan (5x5x7)/Cube 0:Measurement grid: dx=8mm, dy=8mm, dz=5mm Reference Value = 25.57 V/m; Power Drift = -0.04 dB Peak SAR (extrapolated) = 2.24 W/kg SAR(1 g) = 0.958 W/kg; SAR(10 g) = 0.500 W/kg Maximum value of SAR (measured) = 1.23 W/kg</p> 		

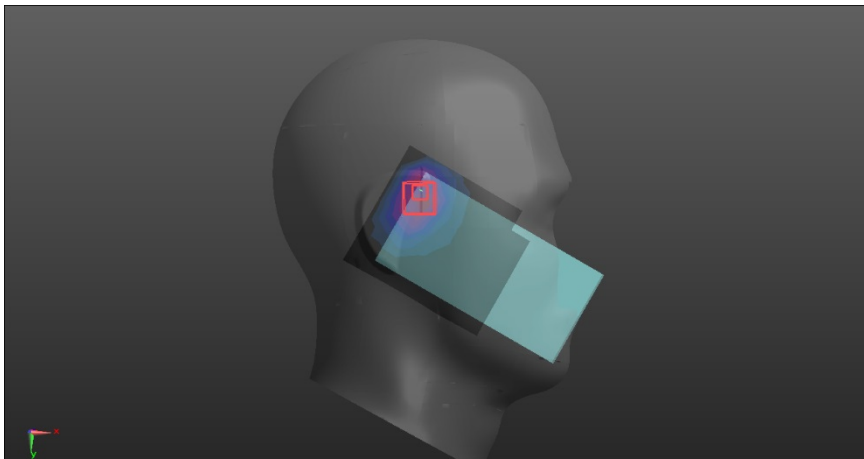
Up Antenna	Body-worn	Back
<p>Communication System: UID 0, WCDMA BAND 5 (0); Frequency: 836.6 MHz; Medium parameters used (interpolated): $f = 836.6$ MHz; $\sigma = 0.976$ S/m; $\epsilon_r = 55.195$; $\rho = 1000$ kg/m³ Phantom section: Flat Section</p> <p>DASY5 Configuration:</p> <ul style="list-style-type: none"> Probe: ES3DV3 - SN3127; ConvF(6.13, 6.13, 6.13); Calibrated: 2018/11/2; Sensor-Surface: 3mm (Mechanical Surface Detection) Electronics: DAE4 Sn546; Calibrated: 2018/10/15 Phantom: 1659; Type: QD 000 P40 CD; Serial: xxxx Measurement SW: DASY52, Version 52.8 (8); SEMCAD X Version 14.6.10 (7373) <p>BACK&FRONT/U BACK W5/Area Scan (7x13x1): Measurement grid: dx=15mm, dy=15mm Maximum value of SAR (measured) = 0.280 W/k</p> <p>BACK&FRONT/U BACK W5/Zoom Scan (5x5x7)/Cube 0:Measurement grid: dx=8mm, dy=8mm, dz=5mm Reference Value = 8.968 V/m; Power Drift = -0.03 dB Peak SAR (extrapolated) = 0.263 W/kg SAR(1 g) = 0.250 W/kg; SAR(10 g) = 0.184 W/kg Maximum value of SAR (measured) = 0.284 W/kg</p> 		

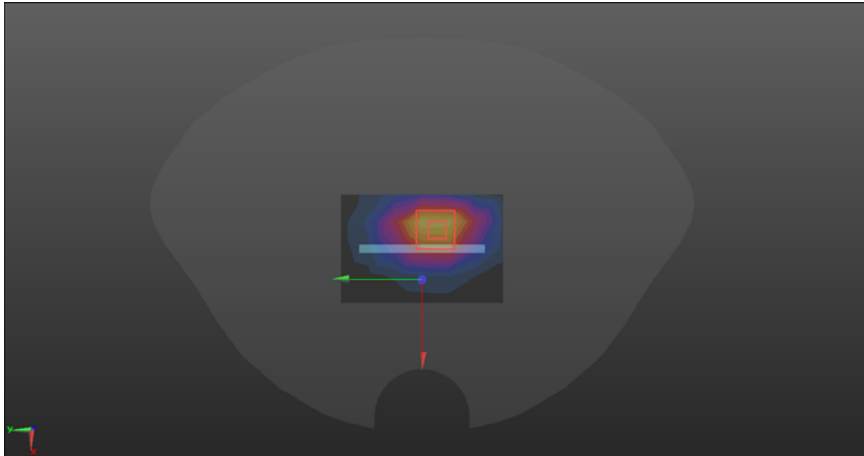
LTE B2

Up Antenna	Right side	Tilt
<p>Communication System: UID 0, LTE band 02 (0); Frequency: 1880 MHz; Medium parameters used (interpolated): $f = 1880$ MHz; $\sigma = 1.4$ S/m; $\epsilon_r = 40$; $\rho = 1000$ kg/m³ Phantom section: Right Section</p> <p>DASY5 Configuration:</p> <ul style="list-style-type: none"> Probe: ES3DV3 - SN3127; ConvF(5.07, 5.07, 5.07); Calibrated: 2018/11/2; Sensor-Surface: 3mm (Mechanical Surface Detection (Locations From Previous Scan Used)), Sensor-Surface: 3mm (Mechanical Surface Detection) Electronics: DAE4 Sn546; Calibrated: 2018/10/15 Phantom: 1660; Type: QD 000 P40 CD; Serial: xxxx Measurement SW: DASY52, Version 52.8 (8); SEMCAD X Version 14.6.10 (7373) <p>U&D Right/RT 1RB LTE2 M/Area Scan (7x8x1): Measurement grid: dx=15mm, dy=15mm Maximum value of SAR (measured) = 0.783 W/kg</p> <p>U&D Right/RT 1RB LTE2 M/Zoom Scan (5x5x7)/Cube 0:Measurement grid: dx=8mm, dy=8mm, dz=5mm Reference Value = 23.89 V/m; Power Drift = 0.01 dB Peak SAR (extrapolated) = 1.79 W/kg SAR(1 g) = 0.742 W/kg; SAR(10 g) = 0.357 W/kg Maximum value of SAR (measured) = 1.03 W/kg</p> 		

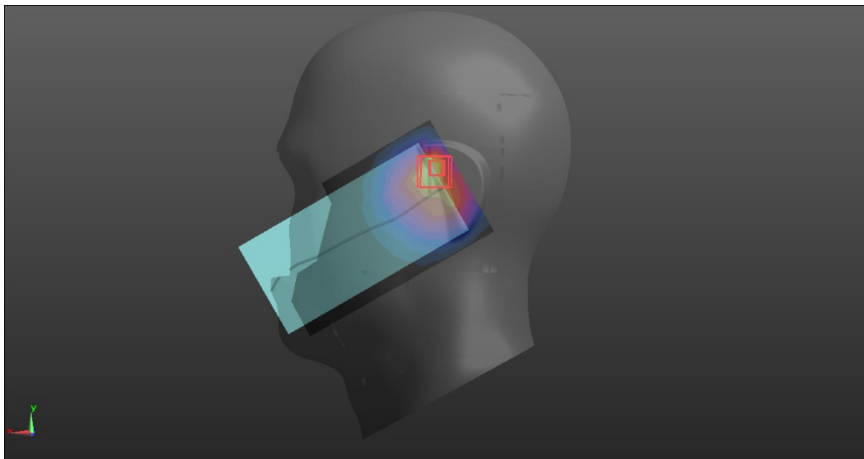
Up Antenna	Hotspot	Top
<p>Communication System: UID 0, LTE band 02 (0); Frequency: 1880 MHz; Medium parameters used (interpolated): $f = 1880$ MHz; $\sigma = 1.526$ S/m; $\epsilon_r = 53.291$; $\rho = 1000$ kg/m³ Phantom section: Flat Section</p> <p>DASY5 Configuration:</p> <ul style="list-style-type: none"> Probe: ES3DV3 - SN3127; ConvF(4.76, 4.76, 4.76); Calibrated: 2018/11/2; Sensor-Surface: 3mm (Mechanical Surface Detection (Locations From Previous Scan Used)), Sensor-Surface: 3mm (Mechanical Surface Detection) Electronics: DAE4 Sn546; Calibrated: 2018/10/15 Phantom: 1659; Type: QD 000 P40 CD; Serial: xxxx Measurement SW: DASY52, Version 52.8 (8); SEMCAD X Version 14.6.10 (7373) <p>BOTTOM&TOP/T 2/Area Scan (5x7x1): Measurement grid: dx=15mm, dy=15mm Maximum value of SAR (measured) = 0.451 W/kg</p> <p>BOTTOM&TOP/T 2/Zoom Scan (5x5x7)/Cube 0: Measurement grid: dx=8mm, dy=8mm, dz=5mm Reference Value = 14.04 V/m; Power Drift = 0.01 dB Peak SAR (extrapolated) = 0.687 W/kg SAR(1 g) = 0.398 W/kg; SAR(10 g) = 0.221 W/kg Maximum value of SAR (measured) = 0.489 W/kg</p> 		

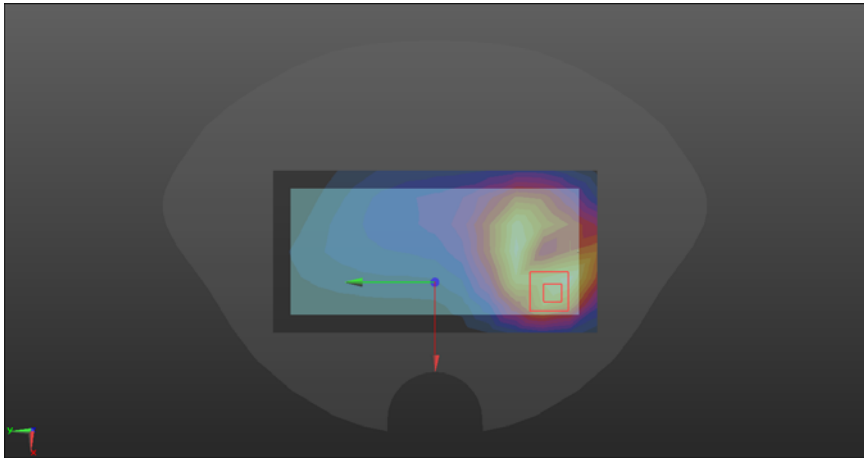
LTE B4

Up Antenna	Right side	Tilt
<p>Communication System: UID 0, LTE band 4 (0); Frequency: 1720 MHz; Medium parameters used (interpolated): $f = 1720$ MHz; $\sigma = 1.368$ S/m; $\epsilon_r = 40.092$; $\rho = 1000$ kg/m³ Phantom section: Right Section</p> <p>DASY5 Configuration:</p> <ul style="list-style-type: none"> Probe: ES3DV3 - SN3127; ConvF(5.07, 5.07, 5.07); Calibrated: 2018/11/2; Sensor-Surface: 3mm (Mechanical Surface Detection (Locations From Previous Scan Used)), Sensor-Surface: 3mm (Mechanical Surface Detection) Electronics: DAE4 Sn546; Calibrated: 2018/10/15 Phantom: 1660; Type: QD 000 P40 CD; Serial: xxxx Measurement SW: DASY52, Version 52.8 (8); SEMCAD X Version 14.6.10 (7373) <p>U&D Right/RT 1RB LTE4 L/Area Scan (7x8x1): Measurement grid: dx=15mm, dy=15mm Maximum value of SAR (measured) = 0.959 W/kg</p> <p>U&D Right/RT 1RB LTE4 L/Zoom Scan (5x5x7)/Cube 0: Measurement grid: dx=8mm, dy=8mm, dz=5mm Reference Value = 25.76 V/m; Power Drift = -0.06 dB Peak SAR (extrapolated) = 3.25 W/kg SAR(1 g) = 1.15 W/kg; SAR(10 g) = 0.521 W/kg Maximum value of SAR (measured) = 1.81 W/kg</p> 		

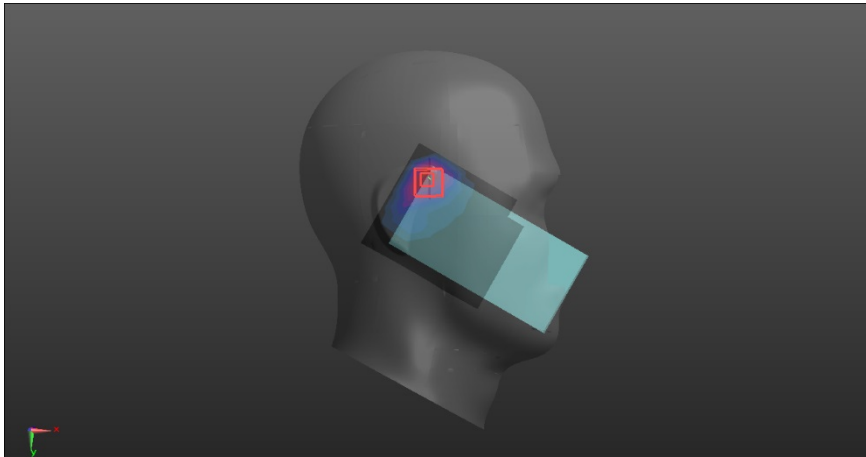
Up Antenna	Hotspot	Top
<p>Communication System: UID 0, LTE band 4 (0); Frequency: 1732.5 MHz; Medium parameters used (interpolated): $f = 1732.5$ MHz; $\sigma = 1.477$ S/m; $\epsilon_r = 53.46$; $\rho = 1000$ kg/m³ Phantom section: Flat Section</p> <p>DASY5 Configuration:</p> <ul style="list-style-type: none"> Probe: ES3DV3 - SN3127; ConvF(4.76, 4.76, 4.76); Calibrated: 2018/11/2; Sensor-Surface: 3mm (Mechanical Surface Detection (Locations From Previous Scan Used)), Sensor-Surface: 3mm (Mechanical Surface Detection) Electronics: DAE4 Sn546; Calibrated: 2018/10/15 Phantom: 1659; Type: QD 000 P40 CD; Serial: xxxx Measurement SW: DASY52, Version 52.8 (8); SEMCAD X Version 14.6.10 (7373) <p>BOTTOM&TOP/T 4/Area Scan (5x7x1): Measurement grid: dx=15mm, dy=15mm Maximum value of SAR (measured) = 0.354 W/kg</p> <p>BOTTOM&TOP/T 4/Zoom Scan (5x5x7)/Cube 0: Measurement grid: dx=8mm, dy=8mm, dz=5mm Reference Value = 12.99 V/m; Power Drift = 0.16 dB Peak SAR (extrapolated) = 0.559 W/kg SAR(1 g) = 0.334 W/kg; SAR(10 g) = 0.189 W/kg Maximum value of SAR (measured) = 0.407 W/kg</p> 		

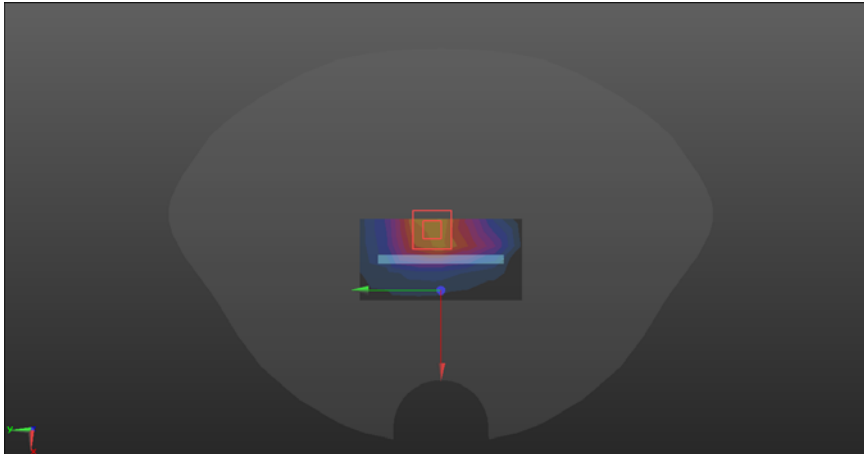
LTE B5

Up Antenna	Left side	Cheek
<p>Communication System: UID 0, LTE Band 5 (0); Frequency: 844 MHz; Medium parameters used (interpolated): $f = 844$ MHz; $\sigma = 0.905$ S/m; $\epsilon_r = 41.528$; $\rho = 1000$ kg/m³ Phantom section: Left Section</p> <p>DASY5 Configuration:</p> <ul style="list-style-type: none"> Probe: ES3DV3 - SN3127; ConvF(6.18, 6.18, 6.18); Calibrated: 2018/11/2; Sensor-Surface: 3mm (Mechanical Surface Detection (Locations From Previous Scan Used)), Sensor-Surface: 3mm (Mechanical Surface Detection) Electronics: DAE4 Sn546; Calibrated: 2018/10/15 Phantom: 1660; Type: QD 000 P40 CD; Serial: xxxx Measurement SW: DASY52, Version 52.8 (8); SEMCAD X Version 14.6.10 (7373) <p>U&D LEFT CHEEK/LC 1RB LTE5/Area Scan (7x12x1): Measurement grid: dx=15mm, dy=15mm Maximum value of SAR (measured) = 1.49 W/kg</p> <p>U&D LEFT CHEEK/LC 1RB LTE5/Zoom Scan (5x5x7)/Cube 0:Measurement grid: dx=8mm, dy=8mm, dz=5mm Reference Value = 33.16 V/m; Power Drift = -0.02 dB Peak SAR (extrapolated) = 2.81 W/kg SAR(1 g) = 0.892 W/kg; SAR(10 g) = 0.495 W/kg Maximum value of SAR (measured) = 1.46 W/kg</p> 		

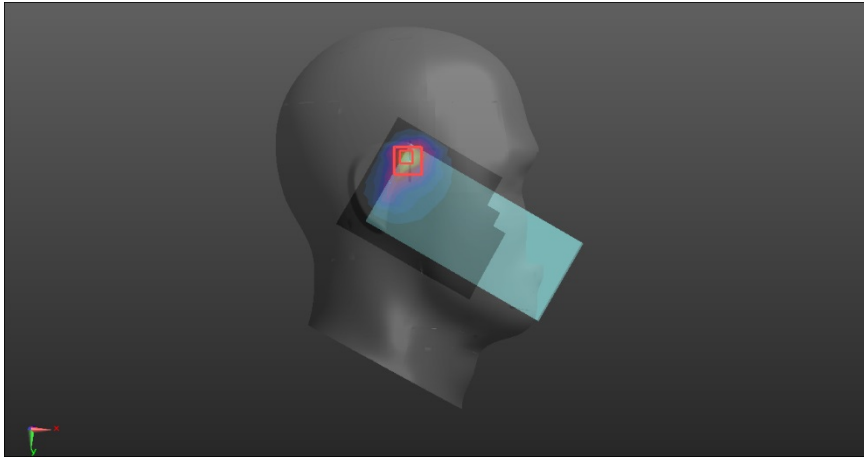
Up Antenna	Body-worn	Back
<p>Communication System: UID 0, LTE Band 5 (0); Frequency: 836.5 MHz; Medium parameters used (interpolated): $f = 836.5$ MHz; $\sigma = 0.976$ S/m; $\epsilon_r = 55.195$; $\rho = 1000$ kg/m³ Phantom section: Flat Section</p> <p>DASY5 Configuration:</p> <ul style="list-style-type: none"> Probe: ES3DV3 - SN3127; ConvF(6.13, 6.13, 6.13); Calibrated: 2018/11/2; Sensor-Surface: 3mm (Mechanical Surface Detection) Electronics: DAE4 Sn546; Calibrated: 2018/10/15 Phantom: 1659; Type: QD 000 P40 CD; Serial: xxxx Measurement SW: DASY52, Version 52.8 (8); SEMCAD X Version 14.6.10 (7373) <p>BACK&FRONT/F 5/Area Scan (7x13x1): Measurement grid: dx=15mm, dy=15mm Maximum value of SAR (measured) = 0.193 W/kg</p> <p>BACK&FRONT/F 5/Zoom Scan (5x5x7)/Cube 0: Measurement grid: dx=8mm, dy=8mm, dz=5mm Reference Value = 7.369 V/m; Power Drift = -0.00 dB Peak SAR (extrapolated) = 0.285 W/kg SAR(1 g) = 0.163 W/kg; SAR(10 g) = 0.095 W/kg Maximum value of SAR (measured) = 0.199 W/kg</p> 		

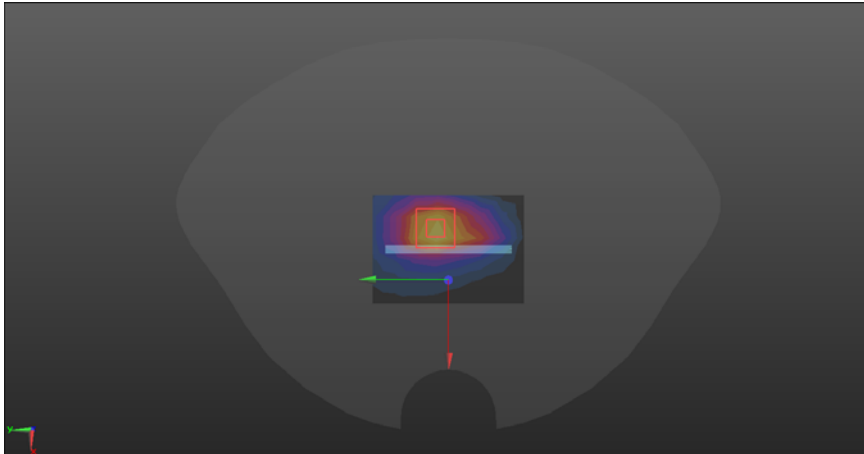
LTE B7

Up Antenna	Right side	Tilt
<p>Communication System: UID 0, LTE Band 7 (0); Frequency: 2535 MHz; Medium parameters used (interpolated): $f = 2535$ MHz; $\sigma = 1.888$ S/m; $\epsilon_r = 39.084$; $\rho = 1000$ kg/m³ Phantom section: Right Section</p> <p>DASY5 Configuration:</p> <ul style="list-style-type: none"> Probe: ES3DV3 - SN3127; ConvF(4.66, 4.66, 4.66); Calibrated: 2018/11/2; Sensor-Surface: 3mm (Mechanical Surface Detection (Locations From Previous Scan Used)), Sensor-Surface: 3mm (Mechanical Surface Detection) Electronics: DAE4 Sn546; Calibrated: 2018/10/15 Phantom: 1660; Type: QD 000 P40 CD; Serial: xxxx Measurement SW: DASY52, Version 52.8 (8); SEMCAD X Version 14.6.10 (7373) <p>U&D Right/RT 1RB LTE7/Area Scan (7x8x1): Measurement grid: dx=12mm, dy=12mm Maximum value of SAR (measured) = 1.12 W/kg</p> <p>U&D Right/RT 1RB LTE7/Zoom Scan (5x5x7)/Cube 0: Measurement grid: dx=8mm, dy=8mm, dz=5mm Reference Value = 21.61 V/m; Power Drift = 0.01 dB Peak SAR (extrapolated) = 3.59 W/kg SAR(1 g) = 1.07 W/kg; SAR(10 g) = 0.501 W/kg Maximum value of SAR (measured) = 1.38 W/kg</p> 		

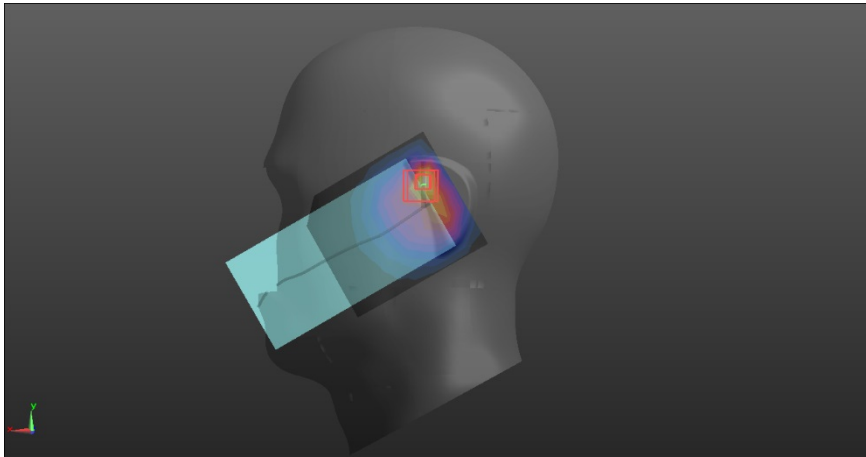
Up Antenna	Hotspot	Top
<p>Communication System: UID 0, LTE Band 7 (0); Frequency: 2535 MHz; Medium parameters used (interpolated): $f = 2535$ MHz; $\sigma = 2.067$ S/m; $\epsilon_r = 52.592$; $\rho = 1000$ kg/m³ Phantom section: Flat Section</p> <p>DASY5 Configuration:</p> <ul style="list-style-type: none"> • Probe: ES3DV3 - SN3127; ConvF(4.31, 4.31, 4.31); Calibrated: 2018/11/2; • Sensor-Surface: 3mm (Mechanical Surface Detection (Locations From Previous Scan Used)), Sensor-Surface: 3mm (Mechanical Surface Detection) • Electronics: DAE4 Sn546; Calibrated: 2018/10/15 • Phantom: 1659; Type: QD 000 P40 CD; Serial: xxxx • Measurement SW: DASY52, Version 52.8 (8); SEMCAD X Version 14.6.10 (7373) <p>TOP/T 7/Area Scan (4x7x1): Measurement grid: dx=12mm, dy=12mm Maximum value of SAR (measured) = 0.658 W/kg</p> <p>TOP/T 7/Zoom Scan (5x5x7)/Cube 0: Measurement grid: dx=8mm, dy=8mm, dz=5mm</p> <p>Reference Value = 14.28 V/m; Power Drift = 0.13 dB Peak SAR (extrapolated) = 1.74 W/kg</p> <p>SAR(1 g) = 0.482 W/kg; SAR(10 g) = 0.257 W/kg Maximum value of SAR (measured) = 0.65 W/kg</p> 		

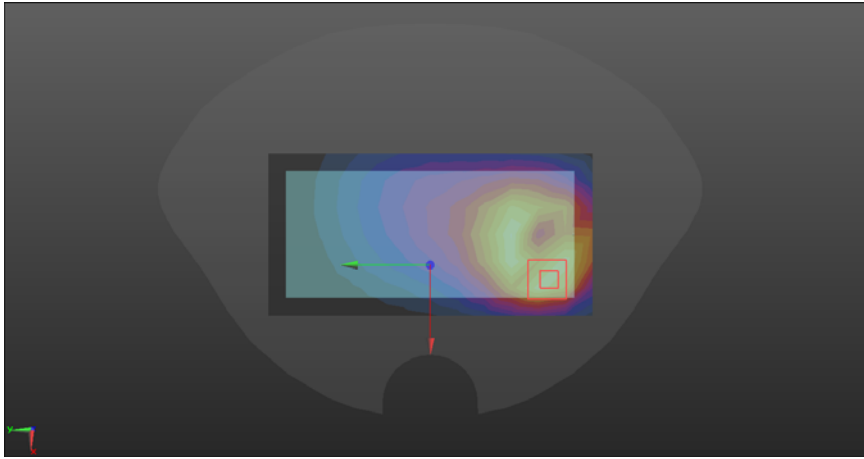
LTE B7 UL CA

Up Antenna	Right side	Tilt
<p>Communication System: UID 0, LTE Band 7 (0); Frequency: 2535 MHz; Medium parameters used (interpolated): $f = 2535$ MHz; $\sigma = 1.888$ S/m; $\epsilon_r = 39.084$; $\rho = 1000$ kg/m³ Phantom section: Right Section</p> <p>DASY5 Configuration:</p> <ul style="list-style-type: none"> • Probe: ES3DV3 - SN3127; ConvF(4.66, 4.66, 4.66); Calibrated: 2018/11/2; • Sensor-Surface: 3mm (Mechanical Surface Detection) • Electronics: DAE4 Sn546; Calibrated: 2018/10/15 • Phantom: 1660; Type: QD 000 P40 CD; Serial: xxxx • Measurement SW: DASY52, Version 52.8 (8); SEMCAD X Version 14.6.10 (7373) <p>RIGHT HEAD/RT LTE7/Area Scan (9x11x1): Measurement grid: dx=12mm, dy=12mm Maximum value of SAR (measured) = 0.94 W/kg</p> <p>RIGHT HEAD/RT LTE7/Zoom Scan (5x5x7)/Cube 0: Measurement grid: dx=8mm, dy=8mm, dz=5mm Reference Value = 46.47 V/m; Power Drift = -0.14 dB Peak SAR (extrapolated) = 16.9 W/kg SAR(1 g) = 0.713 W/kg; SAR(10 g) = 0.37 W/kg Maximum value of SAR (measured) = 0.96 W/kg</p> 		

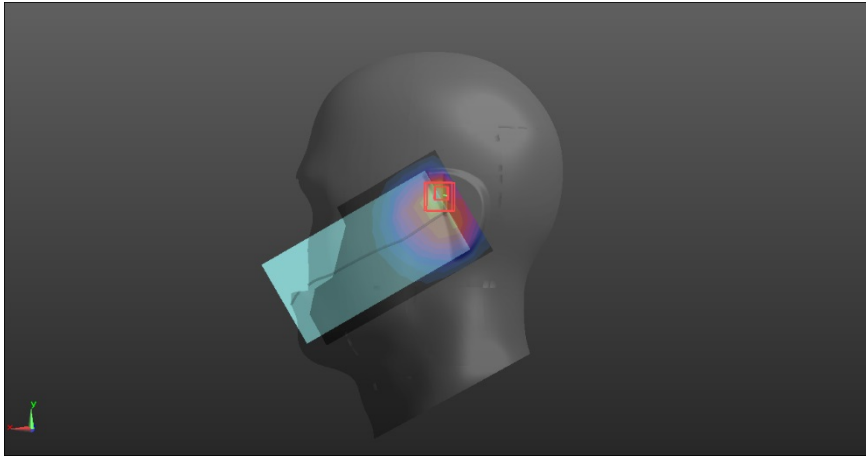
Up Antenna	Hotspot	Top
<p>Communication System: UID 0, LTE Band 7 (0); Frequency: 2535 MHz; Medium parameters used (interpolated): $f = 2535$ MHz; $\sigma = 2.067$ S/m; $\epsilon_r = 52.592$; $\rho = 1000$ kg/m³ Phantom section: Flat Section</p> <p>DASY5 Configuration:</p> <ul style="list-style-type: none"> • Probe: ES3DV3 - SN3127; ConvF(4.31, 4.31, 4.31); Calibrated: 2018/11/2; • Sensor-Surface: 3mm (Mechanical Surface Detection (Locations From Previous Scan Used)), Sensor-Surface: 3mm (Mechanical Surface Detection) • Electronics: DAE4 Sn546; Calibrated: 2018/10/15 • Phantom: 1659; Type: QD 000 P40 CD; Serial: xxxx • Measurement SW: DASY52, Version 52.8 (8); SEMCAD X Version 14.6.10 (7373) <p>TOP/T 7/Area Scan (4x7x1): Measurement grid: dx=12mm, dy=12mm Maximum value of SAR (measured) = 0.358 W/kg</p> <p>TOP/T 7/Zoom Scan (5x5x7)/Cube 0: Measurement grid: dx=8mm, dy=8mm, dz=5mm</p> <p>Reference Value = 14.28 V/m; Power Drift = 0.13 dB Peak SAR (extrapolated) = 1.74 W/kg</p> <p>SAR(1 g) = 0.261 W/kg; SAR(10 g) = 0.117 W/kg Maximum value of SAR (measured) = 0.35 W/kg</p> 		

LTE B12

Up Antenna	Left side	Cheek
<p>Communication System: UID 0, LTE Band 12 (0); Frequency: 707.5 MHz; Medium parameters used (interpolated): $f = 707.5 \text{ MHz}$; $\sigma = 0.887 \text{ S/m}$; $\epsilon_r = 42.115$; $\rho = 1000 \text{ kg/m}^3$ Phantom section: Left Section</p> <p>DASY5 Configuration:</p> <ul style="list-style-type: none"> • Probe: ES3DV3 - SN3127; ConvF(6.34, 6.34, 6.34); Calibrated: 2018/11/2; • Sensor-Surface: 3mm (Mechanical Surface Detection) • Electronics: DAE4 Sn546; Calibrated: 2018/10/15 • Phantom: 1660; Type: QD 000 P40 CD; Serial: xxxx • Measurement SW: DASY52, Version 52.8 (8); SEMCAD X Version 14.6.10 (7373) <p>U&D LEFT CHEEK/LC 1RB LTE12/Area Scan (7x8x1): Measurement grid: $dx=15\text{mm}$, $dy=15\text{mm}$ Maximum value of SAR (measured) = 1.26 W/kg</p> <p>U&D LEFT CHEEK/LC 1RB LTE12/Zoom Scan (5x5x7)/Cube 0:Measurement grid: $dx=8\text{mm}$, $dy=8\text{mm}$, $dz=5\text{mm}$ Reference Value = 25.76 V/m; Power Drift = -0.19 dB Peak SAR (extrapolated) = 2.49 W/kg SAR(1 g) = 0.903 W/kg; SAR(10 g) = 0.430 W/kg Maximum value of SAR (measured) = 1.25 W/kg</p> 		

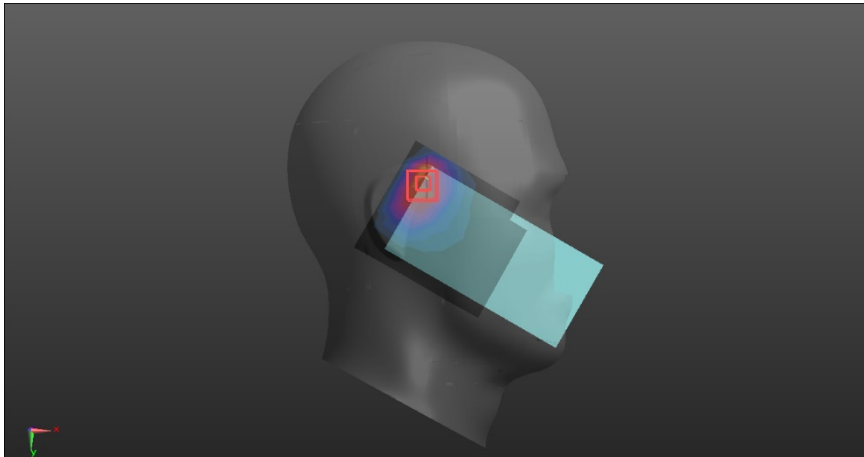
Up Antenna	Body-worn	Front
<p>Communication System: UID 0, LTE Band 12 (0); Frequency: 707.5 MHz; Medium parameters used (interpolated): $f = 707.5$ MHz; $\sigma = 0.955$ S/m; $\epsilon_r = 55.657$; $\rho = 1000$ kg/m³ Phantom section: Flat Section</p> <p>DASY5 Configuration:</p> <ul style="list-style-type: none"> Probe: ES3DV3 - SN3127; ConvF(6.33, 6.33, 6.33); Calibrated: 2018/11/2; Sensor-Surface: 3mm (Mechanical Surface Detection (Locations From Previous Scan Used)), Sensor-Surface: 3mm (Mechanical Surface Detection) Electronics: DAE4 Sn546; Calibrated: 2018/10/15 Phantom: 1659; Type: QD 000 P40 CD; Serial: xxxx Measurement SW: DASY52, Version 52.8 (8); SEMCAD X Version 14.6.10 (7373) <p>BACK&FRONT/F12/Area Scan (7x13x1): Measurement grid: dx=15mm, dy=15mm Maximum value of SAR (measured) = 0.284 W/kg BACK&FRONT/F12/Zoom Scan (5x5x7)/Cube 0: Measurement grid: dx=8mm, dy=8mm, dz=5mm Reference Value = 11.57 V/m; Power Drift = 0.14 dB Peak SAR (extrapolated) = 0.457 W/kg SAR(1 g) = 0.144 W/kg; SAR(10 g) = 0.069 W/kg Maximum value of SAR (measured) = 0.302 W/kg</p> 		

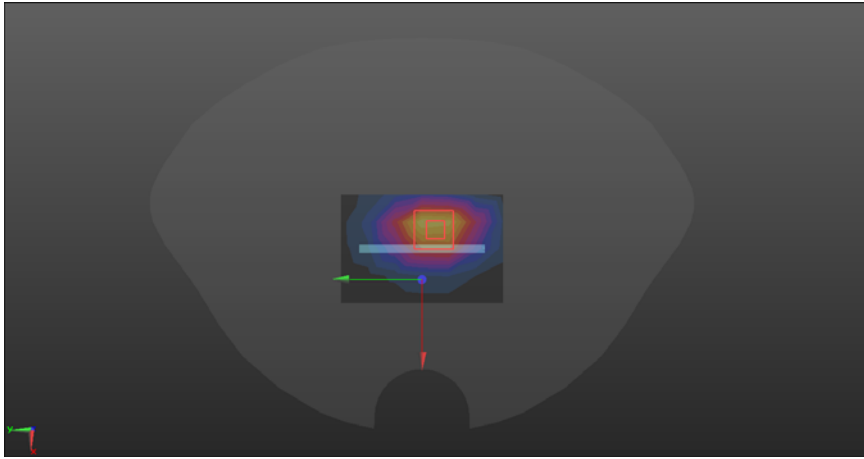
LTE B13

Up Antenna	Left side	Cheek
<p>Communication System: UID 0, LTE band 13 (0); Frequency: 782 MHz; Medium parameters used (interpolated): $f = 782 \text{ MHz}$; $\sigma = 0.893 \text{ S/m}$; $\epsilon_r = 41.712$; $\rho = 1000 \text{ kg/m}^3$ Phantom section: Left Section</p> <p>DASY5 Configuration:</p> <ul style="list-style-type: none"> Probe: ES3DV3 - SN3127; ConvF(6.34, 6.34, 6.34); Calibrated: 2018/11/2; Sensor-Surface: 3mm (Mechanical Surface Detection (Locations From Previous Scan Used)), Sensor-Surface: 3mm (Mechanical Surface Detection) Electronics: DAE4 Sn546; Calibrated: 2018/10/15 Phantom: 1660; Type: QD 000 P40 CD; Serial: xxxx Measurement SW: DASY52, Version 52.8 (8); SEMCAD X Version 14.6.10 (7373) <p>U&D LEFT CHEEK/LC 1RB LTE13/Area Scan (7x12x1): Measurement grid: $dx=15\text{mm}$, $dy=15\text{mm}$ Maximum value of SAR (measured) = 0.811 W/kg</p> <p>U&D LEFT CHEEK/LC 1RB LTE13/Zoom Scan (5x5x7)/Cube 0:Measurement grid: $dx=8\text{mm}$, $dy=8\text{mm}$, $dz=5\text{mm}$ Reference Value = 23.94 V/m; Power Drift = -0.12 dB Peak SAR (extrapolated) = 1.60 W/kg SAR(1 g) = 0.622 W/kg; SAR(10 g) = 0.312 W/kg Maximum value of SAR (measured) = 0.781 W/kg</p> 		


Up Antenna	Body-worn	Front
<p>Communication System: UID 0, LTE band 13 (0); Frequency: 782 MHz; Medium parameters used (interpolated): $f = 782 \text{ MHz}$; $\sigma = 0.962 \text{ S/m}$; $\epsilon_r = 55.384$; $\rho = 1000 \text{ kg/m}^3$ Phantom section: Flat Section</p> <p>DASY5 Configuration:</p> <ul style="list-style-type: none"> • Probe: ES3DV3 - SN3127; ConvF(6.33, 6.33, 6.33); Calibrated: 2018/11/2; • Sensor-Surface: 3mm (Mechanical Surface Detection (Locations From Previous Scan Used)), Sensor-Surface: 3mm (Mechanical Surface Detection) • Electronics: DAE4 Sn546; Calibrated: 2018/10/15 • Phantom: 1659; Type: QD 000 P40 CD; Serial: xxxx • Measurement SW: DASY52, Version 52.8 (8); SEMCAD X Version 14.6.10 (7373) <p>BACK&FRONT/F 13/Area Scan (7x13x1): Measurement grid: dx=15mm, dy=15mm Maximum value of SAR (measured) = 0.197 W/kg</p> <p>BACK&FRONT/F 13/Zoom Scan (5x5x7)/Cube 0: Measurement grid: dx=8mm, dy=8mm, dz=5mm Reference Value = 9.221 V/m; Power Drift = -0.09 dB Peak SAR (extrapolated) = 0.289 W/kg SAR(1 g) = 0.158 W/kg; SAR(10 g) = 0.090 W/kg Maximum value of SAR (measured) = 0.193 W/kg</p> 		

LTE B66

Up Antenna	Right side	Cheek
<p>Communication System: UID 0, LTE band 66 (0); Frequency: 1745 MHz; Medium parameters used (interpolated): $f = 1745$ MHz; $\sigma = 1.383$ S/m; $\epsilon_r = 40.047$; $\rho = 1000$ kg/m³ Phantom section: Right Section</p> <p>DASY5 Configuration:</p> <ul style="list-style-type: none"> Probe: ES3DV3 - SN3127; ConvF(5.07, 5.07, 5.07); Calibrated: 2018/11/2; Sensor-Surface: 3mm (Mechanical Surface Detection (Locations From Previous Scan Used)), Sensor-Surface: 3mm (Mechanical Surface Detection) Electronics: DAE4 Sn546; Calibrated: 2018/10/15 Phantom: 1660; Type: QD 000 P40 CD; Serial: xxxx Measurement SW: DASY52, Version 52.8 (8); SEMCAD X Version 14.6.10 (7373) <p>U&D Right/RC 1RB LTE66/Area Scan (7x8x1): Measurement grid: dx=15mm, dy=15mm Maximum value of SAR (measured) = 0.919 W/kg</p> <p>U&D Right/RC 1RB LTE66/Zoom Scan (5x5x7)/Cube 0: Measurement grid: dx=8mm, dy=8mm, dz=5mm Reference Value = 25.96 V/m; Power Drift = -0.01 dB Peak SAR (extrapolated) = 2.48 W/kg SAR(1 g) = 1.08 W/kg; SAR(10 g) = 0.573 W/kg Maximum value of SAR (measured) = 1.37 W/kg</p> 		

Up Antenna	Hotspot	Top
<p>Communication System: UID 0, LTE band 66 (0); Frequency: 1745 MHz; Medium parameters used (interpolated): $f = 1745 \text{ MHz}$; $\sigma = 1.485 \text{ S/m}$; $\epsilon_r = 53.422$; $\rho = 1000 \text{ kg/m}^3$ Phantom section: Flat Section</p> <p>DASY5 Configuration:</p> <ul style="list-style-type: none"> • Probe: ES3DV3 - SN3127; ConvF(4.76, 4.76, 4.76); Calibrated: 2018/11/2; • Sensor-Surface: 3mm (Mechanical Surface Detection (Locations From Previous Scan Used)), Sensor-Surface: 3mm (Mechanical Surface Detection) • Electronics: DAE4 Sn546; Calibrated: 2018/10/15 • Phantom: 1659; Type: QD 000 P40 CD; Serial: xxxx • Measurement SW: DASY52, Version 52.8 (8); SEMCAD X Version 14.6.10 (7373) <p>BOTTOM&TOP/T 66/Area Scan (5x7x1): Measurement grid: dx=15mm, dy=15mm Maximum value of SAR (measured) = 0.373 W/kg</p> <p>BOTTOM&TOP/T 66/Zoom Scan (5x5x7)/Cube 0: Measurement grid: dx=8mm, dy=8mm, dz=5mm Reference Value = 13.41 V/m; Power Drift = 0.11 dB Peak SAR (extrapolated) = 0.589 W/kg SAR(1 g) = 0.350 W/kg; SAR(10 g) = 0.198 W/kg Maximum value of SAR (measured) = 0.428 W/kg</p> 		

GSM (850MHz)

Down Antenna	Right Side	Cheek
<p>Communication System: UID 0, Generic GSM (0); Frequency: 836.6 MHz;Duty Cycle: 3:8.30042 Medium parameters used (interpolated): f = 836.6 MHz; $\sigma = 0.905$ S/m; $\epsilon_r = 41.528$; $\rho = 1000$ kg/m³ Phantom section: Right Section</p> <p>DASY5 Configuration:</p> <ul style="list-style-type: none"> Probe: ES3DV3 - SN3127; ConvF(6.13, 6.13, 6.13); Calibrated: 2018/11/2; Sensor-Surface: 3mm (Mechanical Surface Detection) Electronics: DAE4 Sn546; Calibrated: 2018/10/15 Phantom: 1659; Type: QD 000 P40 CD; Serial: xxxx Measurement SW: DASY52, Version 52.8 (8); SEMCAD X Version 14.6.10 (7373) <p>RIGHT HEAD/RC GSM850/Area Scan (7x13x1): Measurement grid: dx=15mm, dy=15mm Maximum value of SAR (measured) = 0.324 W/kg</p> <p>RIGHT HEAD/RC GSM850/Zoom Scan (5x5x7)/Cube 0: Measurement grid: dx=8mm, dy=8mm, dz=5mm Reference Value = 5.210 V/m; Power Drift = 0.14 dB Peak SAR (extrapolated) = 0.386 W/kg SAR(1 g) = 0.277 W/kg; SAR(10 g) = 0.204 W/kg Maximum value of SAR (measured) = 0.336 W/kg</p> 		

Down Antenna	Body-worn	Back
<p>Communication System: UID 0, Generic GSM (0); Frequency: 836.6 MHz;Duty Cycle: 3:8.30042</p> <p>Medium parameters used (interpolated): f = 836.6 MHz; $\sigma = 0.976$ S/m; $\epsilon_r = 55.195$; $\rho = 1000$ kg/m³</p> <p>Phantom section: Flat Section</p> <p>DASY5 Configuration:</p> <ul style="list-style-type: none"> • Probe: ES3DV3 - SN3127; ConvF(6.13, 6.13, 6.13); Calibrated: 2018/11/2; • Sensor-Surface: 3mm (Mechanical Surface Detection (Locations From Previous Scan Used)), Sensor-Surface: 3mm (Mechanical Surface Detection) • Electronics: DAE4 Sn546; Calibrated: 2018/10/15 • Phantom: 1659; Type: QD 000 P40 CD; Serial: xxxx • Measurement SW: DASY52, Version 52.8 (8); SEMCAD X Version 14.6.10 (7373) <p>BACK&FRONT/D BACK G850/Area Scan (7x13x1): Measurement grid: dx=15mm, dy=15mm</p> <p>Maximum value of SAR (measured) = 0.373 W/kg</p> <p>BACK&FRONT/D BACK G850/Zoom Scan (5x5x7)/Cube 0:Measurement grid: dx=8mm, dy=8mm, dz=5mm</p> <p>Reference Value = 14.06 V/m; Power Drift = -0.18 dB</p> <p>Peak SAR (extrapolated) = 0.610 W/kg</p> <p>SAR(1 g) = 0.341 W/kg; SAR(10 g) = 0.194 W/kg</p> <p>Maximum value of SAR (measured) = 0.405 W/kg</p> <div data-bbox="371 1379 1241 1834" data-label="Figure"> </div>		

GSM (1900MHz)

Down Antenna	Right side	Cheek
--------------	------------	-------

Communication System: UID 0, Generic GSM (0); Frequency: 1880 MHz; Duty Cycle: 3:8.30042

Medium parameters used (interpolated): $f = 1880$ MHz; $\sigma = 1.4$ S/m; $\epsilon_r = 40$; $\rho = 1000$ kg/m³
Phantom section: Right Section

DASY5 Configuration:

- Probe: ES3DV3 - SN3127; ConvF(5.07, 5.07, 5.07); Calibrated: 2018/11/2;
- Sensor-Surface: 3mm (Mechanical Surface Detection (Locations From Previous Scan Used)), Sensor-Surface: 3mm (Mechanical Surface Detection)
- Electronics: DAE4 Sn546; Calibrated: 2018/10/15
- Phantom: 1660; Type: QD 000 P40 CD; Serial: xxxx
- Measurement SW: DASY52, Version 52.8 (8); SEMCAD X Version 14.6.10 (7373)

RIGHT HEAD/RC PCS1900/Area Scan (7x13x1): Measurement grid: dx=15mm, dy=15mm

Maximum value of SAR (measured) = 0.219 W/kg

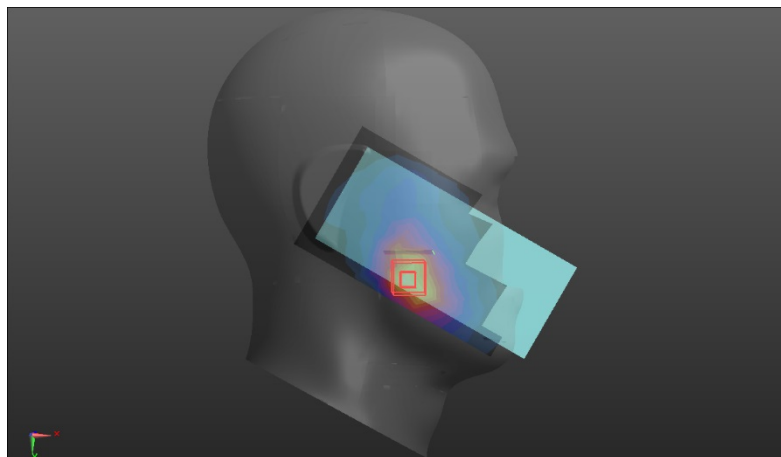
RIGHT HEAD/RC PCS1900/Zoom Scan (5x5x7)/Cube 0: Measurement grid: dx=8mm, dy=8mm, dz=5mm

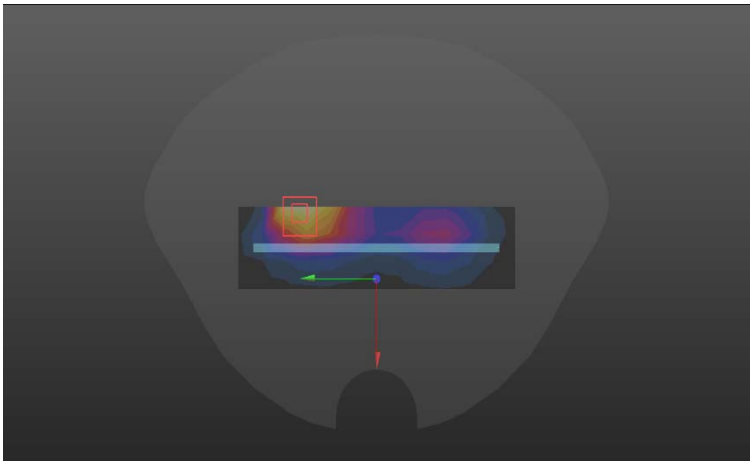
Reference Value = 3.758 V/m; Power Drift = 0.02 dB

Peak SAR (extrapolated) = 0.266 W/kg

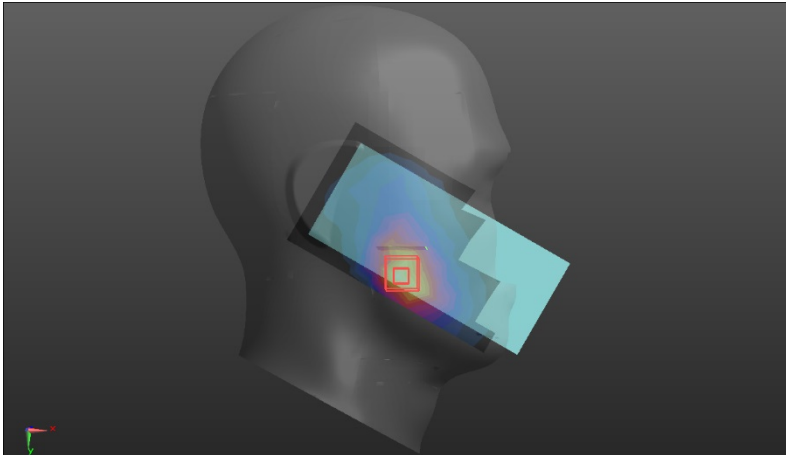
SAR(1 g) = 0.167 W/kg; SAR(10 g) = 0.103 W/kg

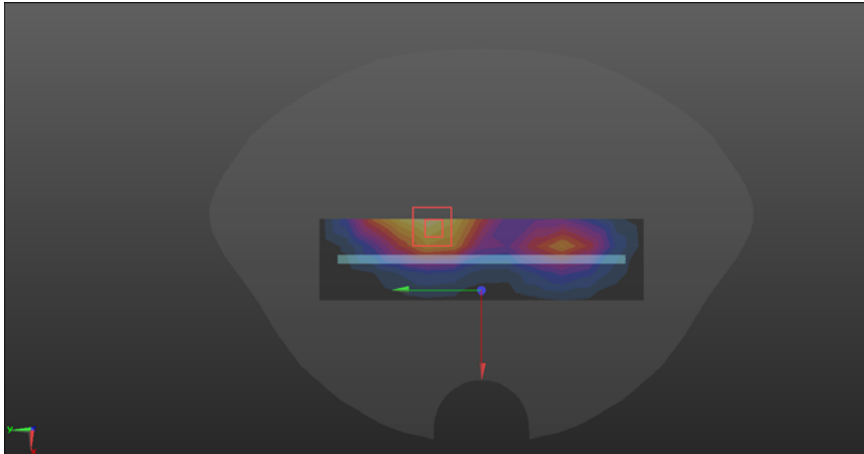
Maximum value of SAR (measured) = 0.228 W/kg



Down Antenna	Hotspot	Right
<p>Communication System: UID 0, Generic GSM (0); Frequency: 1880 MHz;Duty Cycle: 3:8.30042</p> <p>Medium parameters used (interpolated): $f = 1880$ MHz; $\sigma = 1.526$ S/m; $\epsilon_r = 53.291$; $\rho = 1000$ kg/m³</p> <p>Phantom section: Flat Section</p> <p>DASY5 Configuration:</p> <ul style="list-style-type: none"> • Probe: ES3DV3 - SN3127; ConvF(4.76, 4.76, 4.76); Calibrated: 2018/11/2; • Sensor-Surface: 3mm (Mechanical Surface Detection (Locations From Previous Scan Used)), Sensor-Surface: 3mm (Mechanical Surface Detection) • Electronics: DAE4 Sn546; Calibrated: 2018/10/15 • Phantom: 1659; Type: QD 000 P40 CD; Serial: xxxx • Measurement SW: DASY52, Version 52.8 (8); SEMCAD X Version 14.6.10 (7373) <p>RIGHT/D G1900/Area Scan (4x13x1): Measurement grid: dx=15mm, dy=15mm Maximum value of SAR (measured) = 0.432 W/kg</p> <p>RIGHT/D G1900/Zoom Scan (5x5x7)/Cube 0: Measurement grid: dx=8mm, dy=8mm, dz=5mm Reference Value = 7.153 V/m; Power Drift = -0.13 dB Peak SAR (extrapolated) = 0.758 W/kg SAR(1 g) = 0.388 W/kg; SAR(10 g) = 0.200 W/kg Maximum value of SAR (measured) = 0.444 W/kg</p> 		

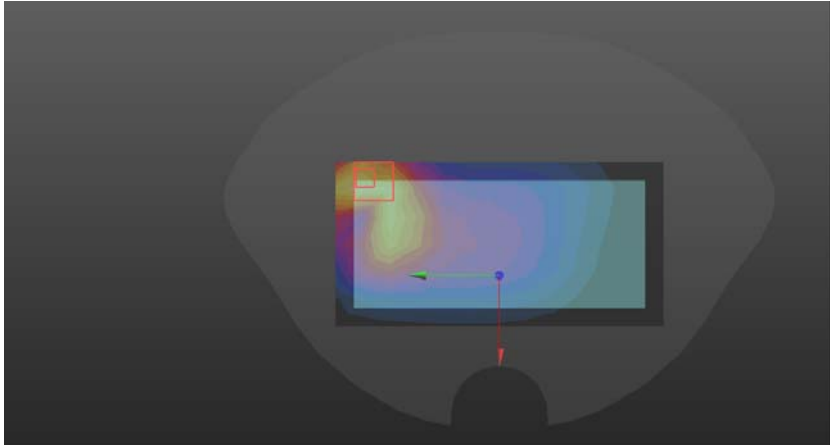
WCDMA Band II

Down Antenna	Right side	Cheek
<p>Communication System: UID 10011 - CAB, UMTS-FDD (WCDMA); Frequency: 1880 MHz; Medium parameters used (interpolated): $f = 1880$ MHz; $\sigma = 1.4$ S/m; $\epsilon_r = 40$; $\rho = 1000$ kg/m³ Phantom section: Right Section</p> <p>DASY5 Configuration:</p> <ul style="list-style-type: none"> Probe: ES3DV3 - SN3127; ConvF(5.07, 5.07, 5.07); Calibrated: 2018/11/2; Sensor-Surface: 3mm (Mechanical Surface Detection (Locations From Previous Scan Used)), Sensor-Surface: 3mm (Mechanical Surface Detection) Electronics: DAE4 Sn546; Calibrated: 2018/10/15 Phantom: 1660; Type: QD 000 P40 CD; Serial: xxxx Measurement SW: DASY52, Version 52.8 (8); SEMCAD X Version 14.6.10 (7373) <p>RIGHT HEAD/RC WCDMA2/Area Scan (7x13x1): Measurement grid: dx=15mm, dy=15mm Maximum value of SAR (measured) = 0.571 W/kg</p> <p>RIGHT HEAD/RC WCDMA2/Zoom Scan (5x5x7)/Cube 0:Measurement grid: dx=8mm, dy=8mm, dz=5mm Reference Value = 7.281 V/m; Power Drift = -0.11 dB Peak SAR (extrapolated) = 0.679 W/kg SAR(1 g) = 0.432 W/kg; SAR(10 g) = 0.263 W/kg Maximum value of SAR (measured) = 0.586 W/kg</p> 		


Down Antenna	Hotspot	Right
<p>Communication System: UID 0, WCDMA BAND2 (0); Frequency: 1880 MHz; Medium parameters used (interpolated): $f = 1880$ MHz; $\sigma = 1.526$ S/m; $\epsilon_r = 53.291$; $\rho = 1000$ kg/m³ Phantom section: Flat Section</p> <p>DASY5 Configuration:</p> <ul style="list-style-type: none"> Probe: ES3DV3 - SN3127; ConvF(4.76, 4.76, 4.76); Calibrated: 2018/11/2; Sensor-Surface: 3mm (Mechanical Surface Detection (Locations From Previous Scan Used)), Sensor-Surface: 3mm (Mechanical Surface Detection) Electronics: DAE4 Sn546; Calibrated: 2018/10/15 Phantom: 1659; Type: QD 000 P40 CD; Serial: xxxx Measurement SW: DASY52, Version 52.8 (8); SEMCAD X Version 14.6.10 (7373) <p>LEFT&RIGHT/R W2/Area Scan (4x13x1): Measurement grid: dx=15mm, dy=15mm Maximum value of SAR (measured) = 0.916 W/kg</p> <p>LEFT&RIGHT/R W2/Zoom Scan (5x5x7)/Cube 0: Measurement grid: dx=8mm, dy=8mm, dz=5mm Reference Value = 11.90 V/m; Power Drift = 0.15 dB Peak SAR (extrapolated) = 1.37 W/kg SAR(1 g) = 0.801 W/kg; SAR(10 g) = 0.465 W/kg Maximum value of SAR (measured) = 0.973 W/kg</p> 		

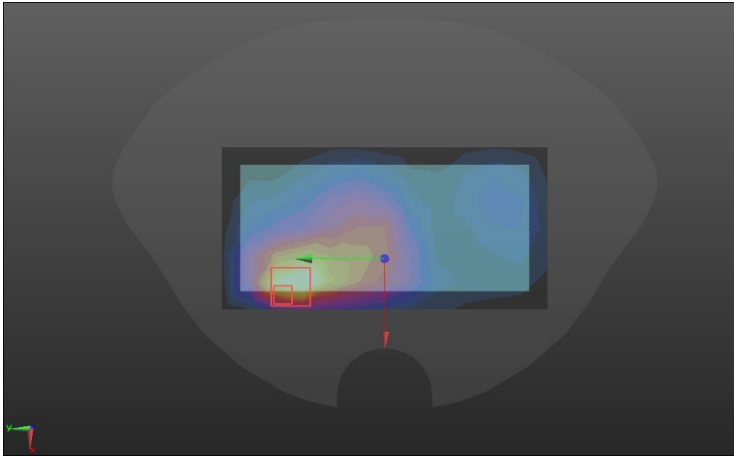
WCDMA Band V

Down Antenna	Right side	Cheek
<p>Communication System: UID 10011 - CAB, UMTS-FDD (WCDMA); Frequency: 836.6 MHz; Medium parameters used (interpolated): $f = 836.6$ MHz; $\sigma = 0.905$ S/m; $\epsilon_r = 41.528$; $\rho = 1000$ kg/m³</p> <p>Phantom section: Right Section</p> <p>DASY5 Configuration:</p> <ul style="list-style-type: none"> Probe: ES3DV3 - SN3127; ConvF(6.18, 6.18, 6.18); Calibrated: 2018/11/2; Sensor-Surface: 3mm (Mechanical Surface Detection (Locations From Previous Scan Used)), Sensor-Surface: 3mm (Mechanical Surface Detection) Electronics: DAE4 Sn546; Calibrated: 2018/10/15 Phantom: 1660; Type: QD 000 P40 CD; Serial: xxxx Measurement SW: DASY52, Version 52.8 (8); SEMCAD X Version 14.6.10 (7373) <p>RIGHT HEAD/RC WCDMA5/Area Scan (7x13x1): Measurement grid: dx=15mm, dy=15mm Maximum value of SAR (measured) = 0.264 W/kg</p> <p>RIGHT HEAD/RC WCDMA5/Zoom Scan (5x5x7)/Cube 0: Measurement grid: dx=8mm, dy=8mm, dz=5mm Reference Value = 4.935 V/m; Power Drift = -0.07 dB Peak SAR (extrapolated) = 0.290 W/kg SAR(1 g) = 0.219 W/kg; SAR(10 g) = 0.162 W/kg Maximum value of SAR (measured) = 0.266 W/kg</p> <div data-bbox="405 1375 1193 1832" data-label="Figure"> </div>		


Down Antenna	Body-worn	Back
<p>Communication System: UID 0, WCDMA BAND 5 (0); Frequency: 836.6 MHz; Medium parameters used (interpolated): $f = 836.6$ MHz; $\sigma = 0.976$ S/m; $\epsilon_r = 55.195$; $\rho = 1000$ kg/m³ Phantom section: Flat Section</p> <p>DASY5 Configuration:</p> <ul style="list-style-type: none"> Probe: ES3DV3 - SN3127; ConvF(6.13, 6.13, 6.13); Calibrated: 2018/11/2; Sensor-Surface: 3mm (Mechanical Surface Detection (Locations From Previous Scan Used)), Sensor-Surface: 3mm (Mechanical Surface Detection) Electronics: DAE4 Sn546; Calibrated: 2018/10/15 Phantom: 1659; Type: QD 000 P40 CD; Serial: xxxx Measurement SW: DASY52, Version 52.8 (8); SEMCAD X Version 14.6.10 (7373) <p>BACK&FRONT/D BACK W5/Area Scan (7x13x1): Measurement grid: dx=15mm, dy=15mm Maximum value of SAR (measured) = 0.468 W/kg</p> <p>BACK&FRONT/D BACK W5/Zoom Scan (5x5x7)/Cube 0:Measurement grid: dx=8mm, dy=8mm, dz=5mm Reference Value = 14.92 V/m; Power Drift = -0.06 dB Peak SAR (extrapolated) = 0.748 W/kg SAR(1 g) = 0.427 W/kg; SAR(10 g) = 0.248 W/kg Maximum value of SAR (measured) = 0.519 W/kg</p> 		

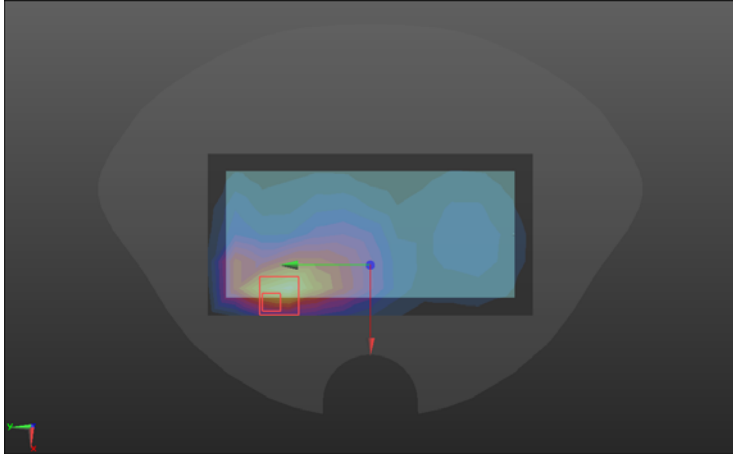
LTE B2

Down Antenna	Right side	Cheek
<p>Communication System: UID 0, LTE band 02 (0); Frequency: 1880 MHz; Medium parameters used (interpolated): $f = 1880$ MHz; $\sigma = 1.4$ S/m; $\epsilon_r = 40$; $\rho = 1000$ kg/m³ Phantom section: Right Section</p> <p>DASY5 Configuration:</p> <ul style="list-style-type: none"> Probe: ES3DV3 - SN3127; ConvF(5.07, 5.07, 5.07); Calibrated: 2018/11/2; Sensor-Surface: 3mm (Mechanical Surface Detection (Locations From Previous Scan Used)), Sensor-Surface: 3mm (Mechanical Surface Detection) Electronics: DAE4 Sn546; Calibrated: 2018/10/15 Phantom: 1660; Type: QD 000 P40 CD; Serial: xxxx Measurement SW: DASY52, Version 52.8 (8); SEMCAD X Version 14.6.10 (7373) <p>U&D Right/D RC 1RB LTE2/Area Scan (7x12x1): Measurement grid: dx=15mm, dy=15mm Maximum value of SAR (measured) = 0.729 W/kg</p> <p>U&D Right/D RC 1RB LTE2/Zoom Scan (5x5x7)/Cube 0:Measurement grid: dx=8mm, dy=8mm, dz=5mm Reference Value = 7.299 V/m; Power Drift = 0.11 dB Peak SAR (extrapolated) = 0.983 W/kg SAR(1 g) = 0.629 W/kg; SAR(10 g) = 0.383 W/kg Maximum value of SAR (measured) = 0.743 W/kg</p> 		


Down Antenna	Body-worn	Back
<p>Communication System: UID 0, LTE band 02 (0); Frequency: 1880 MHz; Medium parameters used (interpolated): $f = 1880$ MHz; $\sigma = 1.526$ S/m; $\epsilon_r = 53.291$; $\rho = 1000$ kg/m³ Phantom section: Flat Section</p> <p>DASY5 Configuration:</p> <ul style="list-style-type: none"> Probe: ES3DV3 - SN3127; ConvF(4.76, 4.76, 4.76); Calibrated: 2018/11/2; Sensor-Surface: 3mm (Mechanical Surface Detection (Locations From Previous Scan Used)), Sensor-Surface: 3mm (Mechanical Surface Detection) Electronics: DAE4 Sn546; Calibrated: 2018/10/15 Phantom: 1659; Type: QD 000 P40 CD; Serial: xxxx Measurement SW: DASY52, Version 52.8 (8); SEMCAD X Version 14.6.10 (7373) <p>BACK&FRONT/BACK 2 1RB/Area Scan (7x13x1): Measurement grid: dx=15mm, dy=15mm Maximum value of SAR (measured) = 1.28 W/kg</p> <p>BACK&FRONT/BACK 2 1RB/Zoom Scan (5x5x7)/Cube 0:Measurement grid: dx=8mm, dy=8mm, dz=5mm Reference Value = 20.74 V/m; Power Drift = -0.07 dB Peak SAR (extrapolated) = 1.66 W/kg SAR(1 g) = 0.938 W/kg; SAR(10 g) = 0.506 W/kg Maximum value of SAR (measured) = 1.15 W/kg</p> 		

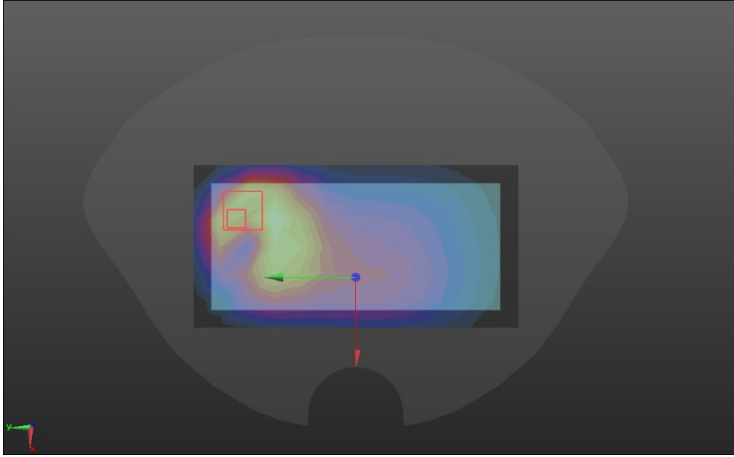
LTE B4

Down Antenna	Right side	Cheek
<p>Communication System: UID 0, LTE band 4 (0); Frequency: 1732.5 MHz; Medium parameters used (interpolated): $f = 1732.5$ MHz; $\sigma = 1.375$ S/m; $\epsilon_r = 40.07$; $\rho = 1000$ kg/m³ Phantom section: Right Section</p> <p>DASY5 Configuration:</p> <ul style="list-style-type: none"> • Probe: ES3DV3 - SN3127; ConvF(5.07, 5.07, 5.07); Calibrated: 2018/11/2; • Sensor-Surface: 3mm (Mechanical Surface Detection (Locations From Previous Scan Used)), Sensor-Surface: 3mm (Mechanical Surface Detection) • Electronics: DAE4 Sn546; Calibrated: 2018/10/15 • Phantom: 1660; Type: QD 000 P40 CD; Serial: xxxx • Measurement SW: DASY52, Version 52.8 (8); SEMCAD X Version 14.6.10 (7373) <p>U&D Right/D RC 1RB LTE4/Area Scan (7x12x1): Measurement grid: dx=15mm, dy=15mm Maximum value of SAR (measured) = 0.595 W/kg</p> <p>U&D Right/D RC 1RB LTE4/Zoom Scan (5x5x7)/Cube 0:Measurement grid: dx=8mm, dy=8mm, dz=5mm Reference Value = 6.709 V/m; Power Drift = 0.18 dB Peak SAR (extrapolated) = 0.783 W/kg SAR(1 g) = 0.508 W/kg; SAR(10 g) = 0.314 W/kg Maximum value of SAR (measured) = 0.592 W/kg</p> 		


Down Antenna	Body-worn	Back
<p>Communication System: UID 0, LTE band 4 (0); Frequency: 1732.5 MHz; Medium parameters used (interpolated): $f = 1732.5$ MHz; $\sigma = 1.477$ S/m; $\epsilon_r = 53.46$; $\rho = 1000$ kg/m³ Phantom section: Flat Section</p> <p>DASY5 Configuration:</p> <ul style="list-style-type: none"> Probe: ES3DV3 - SN3127; ConvF(4.76, 4.76, 4.76); Calibrated: 2018/11/2; Sensor-Surface: 3mm (Mechanical Surface Detection (Locations From Previous Scan Used)), Sensor-Surface: 3mm (Mechanical Surface Detection) Electronics: DAE4 Sn546; Calibrated: 2018/10/15 Phantom: 1659; Type: QD 000 P40 CD; Serial: xxxx Measurement SW: DASY52, Version 52.8 (8); SEMCAD X Version 14.6.10 (7373) <p>BACK&FRONT/B 4/Area Scan (7x13x1): Measurement grid: dx=15mm, dy=15mm Maximum value of SAR (measured) = 0.961 W/kg</p> <p>BACK&FRONT/B 4/Zoom Scan (5x5x7)/Cube 0: Measurement grid: dx=8mm, dy=8mm, dz=5mm Reference Value = 14.26 V/m; Power Drift = -0.18 dB Peak SAR (extrapolated) = 1.35 W/kg SAR(1 g) = 0.812 W/kg; SAR(10 g) = 0.464 W/kg Maximum value of SAR (measured) = 0.986 W/kg</p> 		

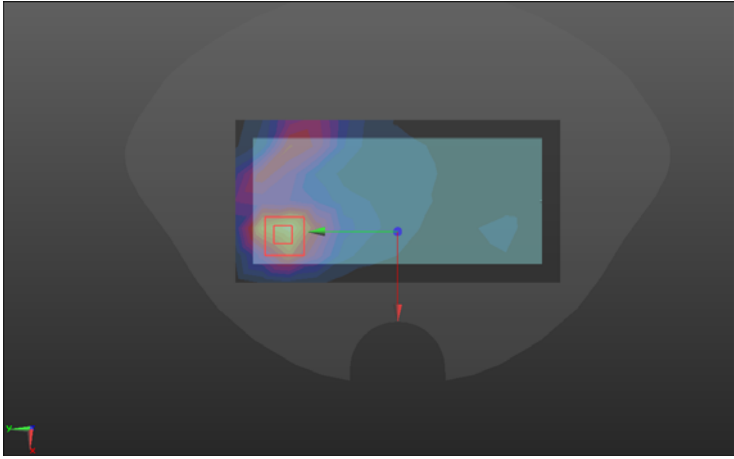
LTE B5

Down Antenna	Right side	Cheek
<p>Communication System: UID 0, LTE Band 5 (0); Frequency: 836.5 MHz; Medium parameters used (interpolated): $f = 836.5$ MHz; $\sigma = 0.905$ S/m; $\epsilon_r = 41.528$; $\rho = 1000$ kg/m³ Phantom section: Right Section</p> <p>DASY5 Configuration:</p> <ul style="list-style-type: none"> • Probe: ES3DV3 - SN3127; ConvF(6.18, 6.18, 6.18); Calibrated: 2018/11/2; • Sensor-Surface: 3mm (Mechanical Surface Detection (Locations From Previous Scan Used)), Sensor-Surface: 3mm (Mechanical Surface Detection) • Electronics: DAE4 Sn546; Calibrated: 2018/10/15 • Phantom: 1660; Type: QD 000 P40 CD; Serial: xxxx • Measurement SW: DASY52, Version 52.8 (8); SEMCAD X Version 14.6.10 (7373) <p>U&D Right/D RC 1RB LTE5/Area Scan (7x12x1): Measurement grid: dx=15mm, dy=15mm Maximum value of SAR (measured) = 0.251 W/kg</p> <p>U&D Right/D RC 1RB LTE5/Zoom Scan (5x5x7)/Cube 0:Measurement grid: dx=8mm, dy=8mm, dz=5mm Reference Value = 6.419 V/m; Power Drift = 0.08 dB Peak SAR (extrapolated) = 0.322 W/kg SAR(1 g) = 0.235 W/kg; SAR(10 g) = 0.168 W/kg Maximum value of SAR (measured) = 0.264 W/kg</p> 		

Down Antenna	Body-worn	Back
<p>Communication System: UID 0, LTE Band 5 (0); Frequency: 836.5 MHz; Medium parameters used (interpolated): $f = 836.5$ MHz; $\sigma = 0.976$ S/m; $\epsilon_r = 55.195$; $\rho = 1000$ kg/m³ Phantom section: Flat Section</p> <p>DASY5 Configuration:</p> <ul style="list-style-type: none"> Probe: ES3DV3 - SN3127; ConvF(6.13, 6.13, 6.13); Calibrated: 2018/11/2; Sensor-Surface: 3mm (Mechanical Surface Detection (Locations From Previous Scan Used)), Sensor-Surface: 3mm (Mechanical Surface Detection) Electronics: DAE4 Sn546; Calibrated: 2018/10/15 Phantom: 1659; Type: QD 000 P40 CD; Serial: xxxx Measurement SW: DASY52, Version 52.8 (8); SEMCAD X Version 14.6.10 (7373) <p>BACK&FRONT/B 5/Area Scan (7x13x1): Measurement grid: dx=15mm, dy=15mm Maximum value of SAR (measured) = 0.564 W/kg</p> <p>BACK&FRONT/B 5/Zoom Scan (5x5x7)/Cube 0: Measurement grid: dx=8mm, dy=8mm, dz=5mm Reference Value = 17.21 V/m; Power Drift = 0.02 dB Peak SAR (extrapolated) = 0.869 W/kg SAR(1 g) = 0.485 W/kg; SAR(10 g) = 0.268 W/kg Maximum value of SAR (measured) = 0.586 W/kg</p> 		

LTE B7

Down Antenna	Left side	Tilt
<p>Communication System: UID 0, LTE Band 7 (0); Frequency: 2535 MHz; Medium parameters used (interpolated): $f = 2535$ MHz; $\sigma = 1.888$ S/m; $\epsilon_r = 39.084$; $\rho = 1000$ kg/m³ Phantom section: Left Section</p> <p>DASY5 Configuration:</p> <ul style="list-style-type: none"> Probe: ES3DV3 - SN3127; ConvF(4.66, 4.66, 4.66); Calibrated: 2018/11/2; Sensor-Surface: 3mm (Mechanical Surface Detection (Locations From Previous Scan Used)), Sensor-Surface: 3mm (Mechanical Surface Detection) Electronics: DAE4 Sn546; Calibrated: 2018/10/15 Phantom: 1660; Type: QD 000 P40 CD; Serial: xxxx Measurement SW: DASY52, Version 52.8 (8); SEMCAD X Version 14.6.10 (7373) <p>U&D LEFT CHEEK/D LT 1RB LTE7/Area Scan (7x12x1): Measurement grid: $dx=12$mm, $dy=12$mm Maximum value of SAR (measured) = 0.280 W/kg</p> <p>U&D LEFT CHEEK/D LT 1RB LTE7/Zoom Scan (5x5x7)/Cube 0:Measurement grid: $dx=8$mm, $dy=8$mm, $dz=5$mm Reference Value = 2.422 V/m; Power Drift = 0.15 dB Peak SAR (extrapolated) = 0.0460 W/kg SAR(1 g) = 0.234 W/kg; SAR(10 g) = 0.162 W/kg Maximum value of SAR (measured) = 0.306 W/kg</p> 		


Down Antenna	Body-worn	Back
<p>Communication System: UID 0, LTE Band 7 (0); Frequency: 2535 MHz; Medium parameters used (interpolated): $f = 2535$ MHz; $\sigma = 2.067$ S/m; $\epsilon_r = 52.592$; $\rho = 1000$ kg/m³ Phantom section: Flat Section</p> <p>DASY5 Configuration:</p> <ul style="list-style-type: none"> • Probe: ES3DV3 - SN3127; ConvF(4.31, 4.31, 4.31); Calibrated: 2018/11/2; • Sensor-Surface: 3mm (Mechanical Surface Detection) • Electronics: DAE4 Sn546; Calibrated: 2018/10/15 • Phantom: 1659; Type: QD 000 P40 CD; Serial: xxxx • Measurement SW: DASY52, Version 52.8 (8); SEMCAD X Version 14.6.10 (7373) <p>B7 66/B 7/Area Scan (7x13x1): Measurement grid: dx=12mm, dy=12mm Maximum value of SAR (measured) = 0.892 W/kg</p> <p>B7 66/B 7/Zoom Scan (5x5x7)/Cube 0: Measurement grid: dx=8mm, dy=8mm, dz=5mm Reference Value = 7.129 V/m; Power Drift = 0.14 dB Peak SAR (extrapolated) = 1.58 W/kg SAR(1 g) = 0.765 W/kg; SAR(10 g) = 0.378 W/kg Maximum value of SAR (measured) = 0.981 W/kg</p> 		

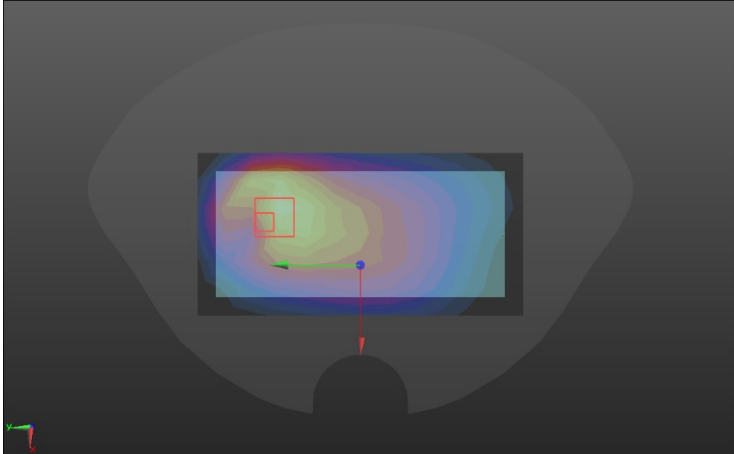
LTE B7 UL CA

Down Antenna	Left side	Tilt
<p>Communication System: UID 0, LTE Band 7 (0); Frequency: 2535 MHz; Medium parameters used (interpolated): $f = 2535$ MHz; $\sigma = 1.888$ S/m; $\epsilon_r = 39.084$; $\rho = 1000$ kg/m³ Phantom section: Left Section</p> <p>DASY5 Configuration:</p> <ul style="list-style-type: none"> Probe: ES3DV3 - SN3127; ConvF(4.66, 4.66, 4.66); Calibrated: 2018/11/2; Sensor-Surface: 3mm (Mechanical Surface Detection (Locations From Previous Scan Used)), Sensor-Surface: 3mm (Mechanical Surface Detection) Electronics: DAE4 Sn546; Calibrated: 2018/10/15 Phantom: 1660; Type: QD 000 P40 CD; Serial: xxxx Measurement SW: DASY52, Version 52.8 (8); SEMCAD X Version 14.6.10 (7373) <p>LEFT HEAD/LT LTE7/Area Scan (9x11x1): Measurement grid: dx=12mm, dy=12mm Maximum value of SAR (measured) = 0.348 W/kg</p> <p>LEFT HEAD/LT LTE7/Zoom Scan (5x5x7)/Cube 0: Measurement grid: dx=8mm, dy=8mm, dz=5mm Reference Value = 9.654 V/m; Power Drift = 0.25 dB Peak SAR (extrapolated) = 0.621 W/kg SAR(1 g) = 0.188 W/kg; SAR(10 g) = 0.101 W/kg Maximum value of SAR (measured) = 0.395 W/kg</p> 		

Down Antenna	Body-worn	Back
<p>Communication System: UID 0, LTE Band 7 (0); Frequency: 2535 MHz; Medium parameters used (interpolated): $f = 2535$ MHz; $\sigma = 2.067$ S/m; $\epsilon_r = 52.592$; $\rho = 1000$ kg/m³ Phantom section: Flat Section</p> <p>DASY5 Configuration:</p> <ul style="list-style-type: none"> Probe: ES3DV3 - SN3127; ConvF(4.31, 4.31, 4.31); Calibrated: 2018/11/2; Sensor-Surface: 3mm (Mechanical Surface Detection) Electronics: DAE4 Sn546; Calibrated: 2018/10/15 Phantom: 1659; Type: QD 000 P40 CD; Serial: xxxx Measurement SW: DASY52, Version 52.8 (8); SEMCAD X Version 14.6.10 (7373) <p>BACK&FRONT/BACK 7 M/Area Scan (9x16x1): Measurement grid: dx=12mm, dy=12mm Maximum value of SAR (measured) = 0.746 W/kg</p> <p>BACK&FRONT/BACK 7 M/Zoom Scan (5x5x7)/Cube 0: Measurement grid: dx=8mm, dy=8mm, dz=5mm Reference Value = 9.621 V/m; Power Drift = -0.00 dB Peak SAR (extrapolated) = 2.47 W/kg SAR(1 g) = 0.628 W/kg; SAR(10 g) = 0.386 W/kg Maximum value of SAR (measured) = 0.770 W/kg</p> 		

LTE B12

Down Antenna	Right side	Cheek
<p>Communication System: UID 0, LTE Band 12 (0); Frequency: 707.5 MHz; Medium parameters used (interpolated): $f = 707.5$ MHz; $\sigma = 0.887$ S/m; $\epsilon_r = 42.115$; $\rho = 1000$ kg/m³ Phantom section: Right Section</p> <p>DASY5 Configuration:</p> <ul style="list-style-type: none"> Probe: ES3DV3 - SN3127; ConvF(6.34, 6.34, 6.34); Calibrated: 2018/11/2; Sensor-Surface: 3mm (Mechanical Surface Detection (Locations From Previous Scan Used)), Sensor-Surface: 3mm (Mechanical Surface Detection) Electronics: DAE4 Sn546; Calibrated: 2018/10/15 Phantom: 1660; Type: QD 000 P40 CD; Serial: xxxx Measurement SW: DASY52, Version 52.8 (8); SEMCAD X Version 14.6.10 (7373) <p>U&D Right/D RC 1RB LTE12/Area Scan (7x12x1): Measurement grid: dx=15mm, dy=15mm Maximum value of SAR (measured) = 0.124 W/kg</p> <p>U&D Right/D RC 1RB LTE12/Zoom Scan (5x5x7)/Cube 0:Measurement grid: dx=8mm, dy=8mm, dz=5mm Reference Value = 4.555 V/m; Power Drift = 0.11 dB Peak SAR (extrapolated) = 0.148 W/kg SAR(1 g) = 0.109 W/kg; SAR(10 g) = 0.081 W/kg Maximum value of SAR (measured) = 0.122 W/kg</p> 		

Down Antenna	Body-worn	Back
<p>Communication System: UID 0, LTE Band 12 (0); Frequency: 707.5 MHz; Medium parameters used (interpolated): $f = 707.5$ MHz; $\sigma = 0.955$ S/m; $\epsilon_r = 55.657$; $\rho = 1000$ kg/m³ Phantom section: Flat Section</p> <p>DASY5 Configuration:</p> <ul style="list-style-type: none"> Probe: ES3DV3 - SN3127; ConvF(6.33, 6.33, 6.33); Calibrated: 2018/11/2; Sensor-Surface: 3mm (Mechanical Surface Detection (Locations From Previous Scan Used)), Sensor-Surface: 3mm (Mechanical Surface Detection) Electronics: DAE4 Sn546; Calibrated: 2018/10/15 Phantom: 1659; Type: QD 000 P40 CD; Serial: xxxx Measurement SW: DASY52, Version 52.8 (8); SEMCAD X Version 14.6.10 (7373) <p>BACK&FRONT/B12/Area Scan (7x13x1): Measurement grid: dx=15mm, dy=15mm Maximum value of SAR (measured) = 0.289 W/kg</p> <p>BACK&FRONT/B12/Zoom Scan (5x5x7)/Cube 0: Measurement grid: dx=8mm, dy=8mm, dz=5mm Reference Value = 14.68 V/m; Power Drift = -0.01 dB Peak SAR (extrapolated) = 0.435 W/kg SAR(1 g) = 0.266 W/kg; SAR(10 g) = 0.170 W/kg Maximum value of SAR (measured) = 0.310 W/kg</p> 		

LTE B13

Down Antenna	Right side	Cheek
--------------	------------	-------

Communication System: UID 0, LTE band 13 (0); Frequency: 782 MHz;
 Medium parameters used (interpolated): $f = 782 \text{ MHz}$; $\sigma = 0.893 \text{ S/m}$; $\epsilon_r = 41.712$; $\rho = 1000 \text{ kg/m}^3$
 Phantom section: Right Section

DASY5 Configuration:

- Probe: ES3DV3 - SN3127; ConvF(6.34, 6.34, 6.34); Calibrated: 2018/11/2;
- Sensor-Surface: 3mm (Mechanical Surface Detection (Locations From Previous Scan Used)), Sensor-Surface: 3mm (Mechanical Surface Detection)
- Electronics: DAE4 Sn546; Calibrated: 2018/10/15
- Phantom: 1660; Type: QD 000 P40 CD; Serial: xxxx
- Measurement SW: DASY52, Version 52.8 (8); SEMCAD X Version 14.6.10 (7373)

U&D Right/D RC 1RB LTE13/Area Scan (7x12x1): Measurement grid: $dx=15\text{mm}$, $dy=15\text{mm}$

Maximum value of SAR (measured) = 0.157 W/kg


U&D Right/D RC 1RB LTE13/Zoom Scan (5x5x7)/Cube 0:Measurement grid: $dx=8\text{mm}$, $dy=8\text{mm}$, $dz=5\text{mm}$

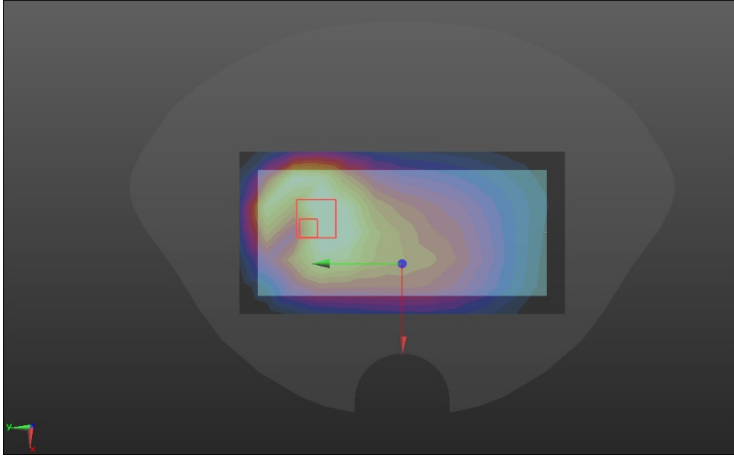
Reference Value = 3.226 V/m; Power Drift = 0.19 dB

Peak SAR (extrapolated) = 0.199 W/kg

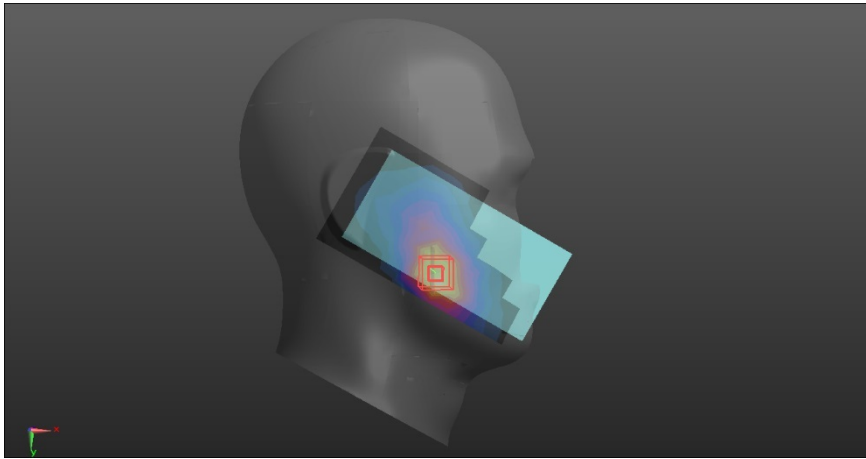
SAR(1 g) = 0.146 W/kg; SAR(10 g) = 0.106 W/kg

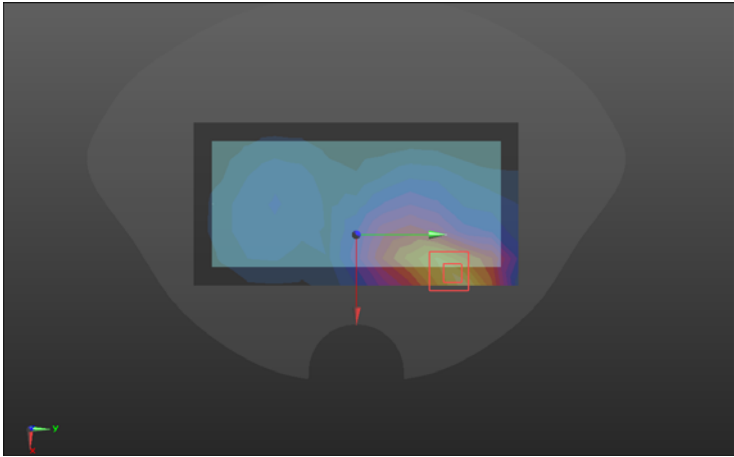
Maximum value of SAR (measured) = 0.162 W/kg



Down Antenna	Body-worn	Front
<p>Communication System: UID 0, LTE band 13 (0); Frequency: 782 MHz; Medium parameters used (interpolated): $f = 782 \text{ MHz}$; $\sigma = 0.962 \text{ S/m}$; $\epsilon_r = 55.384$; $\rho = 1000 \text{ kg/m}^3$ Phantom section: Flat Section</p> <p>DASY5 Configuration:</p> <ul style="list-style-type: none"> Probe: ES3DV3 - SN3127; ConvF(6.33, 6.33, 6.33); Calibrated: 2018/11/2; Sensor-Surface: 3mm (Mechanical Surface Detection (Locations From Previous Scan Used)), Sensor-Surface: 3mm (Mechanical Surface Detection) Electronics: DAE4 Sn546; Calibrated: 2018/10/15 Phantom: 1659; Type: QD 000 P40 CD; Serial: xxxx Measurement SW: DASY52, Version 52.8 (8); SEMCAD X Version 14.6.10 (7373) <p>BACK&FRONT/B 13/Area Scan (7x13x1): Measurement grid: $dx=15\text{mm}$, $dy=15\text{mm}$ Maximum value of SAR (measured) = 0.386 W/kg</p> <p>BACK&FRONT/B 13/Zoom Scan (5x5x7)/Cube 0: Measurement grid: $dx=8\text{mm}$, $dy=8\text{mm}$, $dz=5\text{mm}$ Reference Value = 16.05 V/m; Power Drift = -0.04 dB Peak SAR (extrapolated) = 0.502 W/kg SAR(1 g) = 0.316 W/kg; SAR(10 g) = 0.185 W/kg Maximum value of SAR (measured) = 0.356 W/kg</p> 		

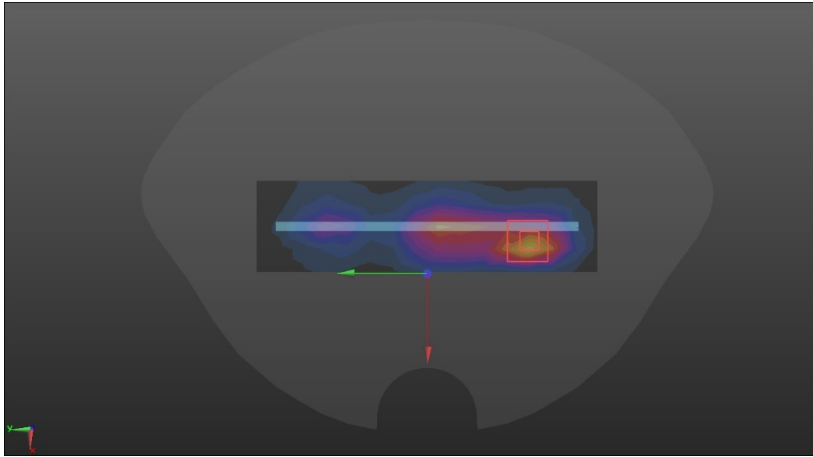
LTE B66

Down Antenna	Right side	Cheek
<p>Communication System: UID 0, LTE band 66 (0); Frequency: 1745 MHz Medium parameters used (interpolated): $f = 1745 \text{ MHz}$; $\sigma = 1.383 \text{ S/m}$; $\epsilon_r = 40.047$; $\rho = 1000 \text{ kg/m}^3$ Phantom section: Right Section</p> <p>DASY5 Configuration:</p> <ul style="list-style-type: none"> • Probe: ES3DV3 - SN3127; ConvF(5.07, 5.07, 5.07); Calibrated: 2018/11/2; • Sensor-Surface: 3mm (Mechanical Surface Detection (Locations From Previous Scan Used)), Sensor-Surface: 3mm (Mechanical Surface Detection) • Electronics: DAE4 Sn546; Calibrated: 2018/10/15 • Phantom: 1660; Type: QD 000 P40 CD; Serial: xxxx • Measurement SW: DASY52, Version 52.8 (8); SEMCAD X Version 14.6.10 (7373) <p>U&D Right/D RC 1RB LTE66/Area Scan (7x12x1): Measurement grid: $dx=15\text{mm}$, $dy=15\text{mm}$ Maximum value of SAR (measured) = 0.639 W/kg</p> <p>U&D Right/D RC 1RB LTE66/Zoom Scan (5x5x7)/Cube 0:Measurement grid: $dx=8\text{mm}$, $dy=8\text{mm}$, $dz=5\text{mm}$ Reference Value = 8.491 V/m; Power Drift = 0.02 dB Peak SAR (extrapolated) = 0.889 W/kg SAR(1 g) = 0.569 W/kg; SAR(10 g) = 0.347 W/kg Maximum value of SAR (measured) = 0.673 W/kg</p> 		

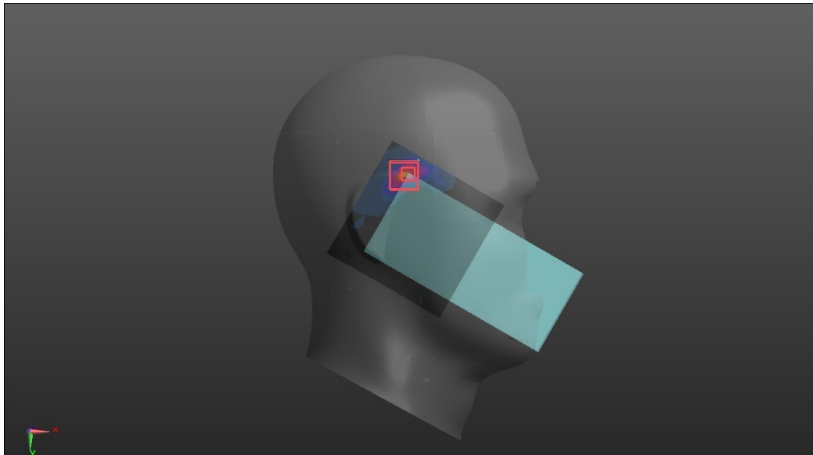
Down Antenna	Body-worn	Back
<p>Communication System: UID 0, LTE band 66 (0); Frequency: 1745 MHz; Medium parameters used (interpolated): $f = 1745 \text{ MHz}$; $\sigma = 1.485 \text{ S/m}$; $\epsilon_r = 53.422$; $\rho = 1000 \text{ kg/m}^3$ Phantom section: Flat Section</p> <p>DASY5 Configuration:</p> <ul style="list-style-type: none"> Probe: ES3DV3 - SN3127; ConvF(4.76, 4.76, 4.76); Calibrated: 2018/11/2; Sensor-Surface: 3mm (Mechanical Surface Detection (Locations From Previous Scan Used)), Sensor-Surface: 3mm (Mechanical Surface Detection) Electronics: DAE4 Sn546; Calibrated: 2018/10/15 Phantom: 1659; Type: QD 000 P40 CD; Serial: xxxx Measurement SW: DASY52, Version 52.8 (8); SEMCAD X Version 14.6.10 (7373) <p>BACK&FRONT/B 66 2/Area Scan (7x13x1): Measurement grid: dx=15mm, dy=15mm Maximum value of SAR (measured) = 0.988 W/kg</p> <p>BACK&FRONT/B 66 2/Zoom Scan (5x5x7)/Cube 0: Measurement grid: dx=8mm, dy=8mm, dz=5mm Reference Value = 11.60 V/m; Power Drift = -0.08 dB Peak SAR (extrapolated) = 1.52 W/kg SAR(1 g) = 0.71 W/kg; SAR(10 g) = 0.508 W/kg. Maximum value of SAR (measured) = 1.08 W/kg</p> 		

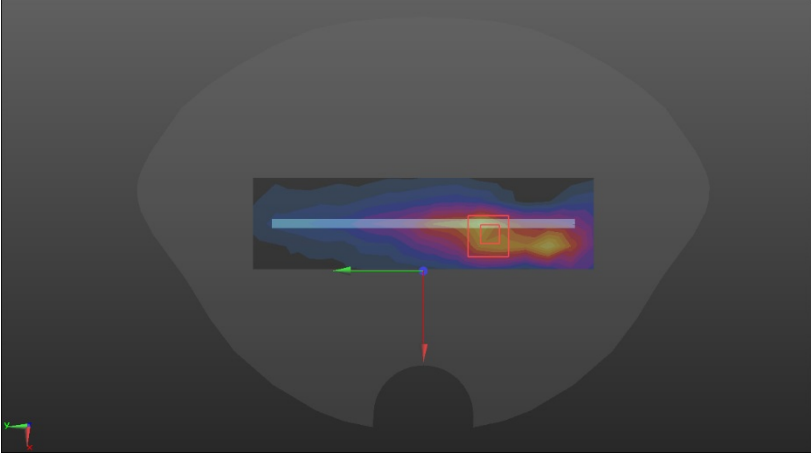
WIFI 2.4GHz

Ant1	Right side	Cheek
<p>Communication System: UID 10012 - CAB, IEEE 802.11b WiFi 2.4 GHz (DSSS, 1 Mbps); Frequency: 2437 MHz; Medium parameters used (interpolated): $f = 2437$ MHz; $\sigma = 1.788$ S/m; $\epsilon_r = 39.219$; $\rho = 1000$ kg/m³ Phantom section: Right Section</p> <p>DASY5 Configuration:</p> <ul style="list-style-type: none"> Probe: EX3DV4 - SN3708; ConvF(7.13, 7.13, 7.13); Calibrated: 10/22/2018, ConvF(7.13, 7.13, 7.13); Calibrated: 10/22/2018; Sensor-Surface: 1.4mm (Mechanical Surface Detection (Locations From Previous Scan Used)), Sensor-Surface: 1.4mm (Mechanical Surface Detection) Electronics: DAE4 Sn720; Calibrated: 10/15/2018 Phantom: Twin-SAM 1559; Type: QD 000 P40 CD; Serial: xxxx Measurement SW: DASY52, Version 52.10 (1); SEMCAD X Version 14.6.11 (7437) <p>RIGHT HEAD/RC antA 14/Area Scan (9x11x1): Measurement grid: dx=12mm, dy=12mm Maximum value of SAR (measured) = 0.561 W/kg</p> <p>RIGHT HEAD/RC antA 14/Zoom Scan (5x5x7)/Cube 0: Measurement grid: dx=8mm, dy=8mm, dz=5mm Reference Value = 1.382 V/m; Power Drift = -0.08 dB Peak SAR (extrapolated) = 1.05 W/kg SAR(1 g) = 0.461 W/kg; SAR(10 g) = 0.207 W/kg Maximum value of SAR (measured) = 0.778 W/kg</p> 		

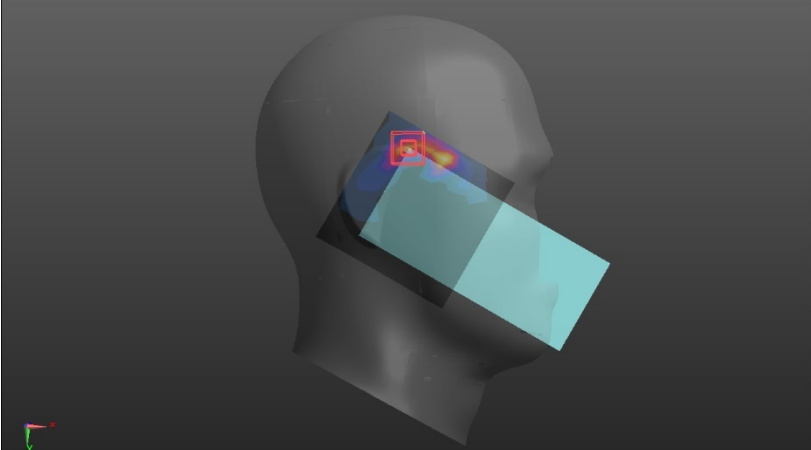
MIMO	Hotspot	Left
<p>Communication System: UID 0, WIFI 2.4GHz (0); Frequency: 2437 MHz; Medium parameters used (interpolated): $f = 2437$ MHz; $\sigma = 1.933$ S/m; $\epsilon_r = 52.717$; $\rho = 1000$ kg/m³ Phantom section: Flat Section</p> <p>DASY5 Configuration:</p> <ul style="list-style-type: none"> Probe: EX3DV4 - SN3708; ConvF(7.19, 7.19, 7.19); Calibrated: 10/22/2018, ConvF(7.19, 7.19, 7.19); Calibrated: 10/22/2018; Sensor-Surface: 1.4mm (Mechanical Surface Detection) Electronics: DAE4 Sn720; Calibrated: 10/15/2018 Phantom: Twin-SAM 1560; Type: QD 000 P40 CD; Serial: xxxx Measurement SW: DASY52, Version 52.10 (1); SEMCAD X Version 14.6.11 (7437) <p>LEFT&RIGHT/LEFT 14/Area Scan (5x16x1): Measurement grid: dx=12mm, dy=12mm Maximum value of SAR (measured) = 0.288 W/kg</p> <p>LEFT&RIGHT/LEFT 14/Zoom Scan (5x5x7)/Cube 0:Measurement grid: dx=8mm, dy=8mm, dz=5mm Reference Value = 10.46 V/m; Power Drift = -0.06 dB Peak SAR (extrapolated) = 0.436 W/kg SAR(1 g) = 0.234 W/kg; SAR(10 g) = 0.092 W/kg Maximum value of SAR (measured) = 0.335 W/kg</p> 		

WIFI 5GHz UNII-1

MIMO	Right side	Tilt
<p>Communication System: UID 10062 - CAB, IEEE 802.11a/h WiFi 5 GHz (OFDM, 6 Mbps); Frequency: 5200 MHz; Medium parameters used: $f = 5200 \text{ MHz}$; $\sigma = 4.66 \text{ S/m}$; $\epsilon_r = 36$; $\rho = 1000 \text{ kg/m}^3$ Phantom section: Right Section</p> <p>DASY5 Configuration:</p> <ul style="list-style-type: none"> Probe: EX3DV4 - SN3708; ConvF(5.46, 5.46, 5.46); Calibrated: 10/22/2018, ConvF(5.46, 5.46, 5.46); Calibrated: 10/22/2018; Sensor-Surface: 1.4mm (Mechanical Surface Detection) Electronics: DAE4 Sn720; Calibrated: 10/15/2018 Phantom: Twin-SAM 1559; Type: QD 000 P40 CD; Serial: xxxx Measurement SW: DASY52, Version 52.10 (1); SEMCAD X Version 14.6.11 (7437) <p>RIGHT HEAD 5G/RT ANTA/Area Scan (11x11x1): Measurement grid: dx=10mm, dy=10mm Maximum value of SAR (measured) = 0.410 W/kg</p> <p>RIGHT HEAD 5G/RT ANTA/Zoom Scan (7x7x12)/Cube 0:Measurement grid: dx=4mm, dy=4mm, dz=2mm Reference Value = 2.676 V/m; Power Drift = 0.13 dB Peak SAR (extrapolated) = 0.709 W/kg SAR(1 g) = 0.331 W/kg; SAR(10 g) = 0.142 W/kg Maximum value of SAR (measured) = 0.433 W/kg</p> 		

ANT1	Hotspot	Left
<p>Communication System: UID 10317 - AAB, IEEE 802.11a WiFi 5 GHz (OFDM, 6 Mbps, 96pc duty cycle); Frequency: 5200 MHz; Medium parameters used: $f = 5200 \text{ MHz}$; $\sigma = 5.355 \text{ S/m}$; $\epsilon_r = 49.035$; $\rho = 1000 \text{ kg/m}^3$ Phantom section: Flat Section</p> <p>DASY5 Configuration:</p> <ul style="list-style-type: none"> Probe: EX3DV4 - SN3708; ConvF(4.53, 4.53, 4.53); Calibrated: 10/22/2018, ConvF(4.53, 4.53, 4.53); Calibrated: 10/22/2018; Sensor-Surface: 1.4mm (Mechanical Surface Detection (Locations From Previous Scan Used)), Sensor-Surface: 1.4mm (Mechanical Surface Detection) Electronics: DAE4 Sn720; Calibrated: 10/15/2018 Phantom: Twin-SAM 1560; Type: QD 000 P40 CD; Serial: xxxx Measurement SW: DASY52, Version 52.10 (1); SEMCAD X Version 14.6.11 (7437) <p>LEFT&RIGHT/L ANTA 16/Area Scan (5x16x1): Measurement grid: $dx=10\text{mm}$, $dy=10\text{mm}$ Maximum value of SAR (measured) = 0.328 W/kg</p> <p>LEFT&RIGHT/L ANTA 16/Zoom Scan (7x7x16)/Cube 0: Measurement grid: $dx=4\text{mm}$, $dy=4\text{mm}$, $dz=2\text{mm}$ Reference Value = 7.099 V/m; Power Drift = -0.13 dB Peak SAR (extrapolated) = 0.593 W/kg SAR(1 g) = 0.174 W/kg; SAR(10 g) = 0.066 W/kg Maximum value of SAR (measured) = 0.371 W/kg</p> 		

WIFI 5GHz UNII-3

MIMO	Right side	Cheek
<p>Communication System: UID 10591 - AAA, IEEE 802.11n (HT Mixed, 20MHz, MCS0, 90pc duty cycle); Frequency: 5785 MHz; Medium parameters used (interpolated): $f = 5785 \text{ MHz}$; $\sigma = 5.255 \text{ S/m}$; $\epsilon_r = 35.315$; $\rho = 1000 \text{ kg/m}^3$ Phantom section: Right Section</p> <p>DASY5 Configuration:</p> <ul style="list-style-type: none"> Probe: EX3DV4 - SN3708; ConvF(5.04, 5.04, 5.04); Calibrated: 10/22/2018, ConvF(5.04, 5.04, 5.04); Calibrated: 10/22/2018; Sensor-Surface: 1.4mm (Mechanical Surface Detection (Locations From Previous Scan Used)), Sensor-Surface: 1.4mm (Mechanical Surface Detection) Electronics: DAE4 Sn720; Calibrated: 10/15/2018 Phantom: Twin-SAM 1559; Type: QD 000 P40 CD; Serial: xxxx Measurement SW: DASY52, Version 52.10 (1); SEMCAD X Version 14.6.11 (7437) <p>RIGHT HEAD 5G/RC MIMO/Area Scan (11x11x1): Measurement grid: dx=10mm, dy=10mm Maximum value of SAR (measured) = 0.472 W/kg</p> <p>RIGHT HEAD 5G/RC MIMO/Zoom Scan (7x7x12)/Cube 0:Measurement grid: dx=4mm, dy=4mm, dz=2mm Reference Value = 2.039 V/m; Power Drift = -0.08 dB Peak SAR (extrapolated) = 0.571 W/kg SAR(1 g) = 0.382 W/kg; SAR(10 g) = 0.136 W/kg Maximum value of SAR (measured) = 0.479 W/kg</p> 		

ANT1	Body-worn	Back
<p>Communication System: UID 10591 - AAA, IEEE 802.11n (HT Mixed, 20MHz, MCS0, 90pc duty cycle); Frequency: 5785 MHz; Medium parameters used (interpolated): $f = 5785$ MHz; $\sigma = 5.984$ S/m; $\epsilon_r = 48.221$; $\rho = 1000$ kg/m³ Phantom section: Flat Section</p> <p>DASY5 Configuration:</p> <ul style="list-style-type: none"> Probe: EX3DV4 - SN3708; ConvF(4.21, 4.21, 4.21); Calibrated: 10/22/2018, ConvF(4.21, 4.21, 4.21); Calibrated: 10/22/2018; Sensor-Surface: 1.4mm (Mechanical Surface Detection) Electronics: DAE4 Sn720; Calibrated: 10/15/2018 Phantom: Twin-SAM 1560; Type: QD 000 P40 CD; Serial: xxxx Measurement SW: DASY52, Version 52.10 (1); SEMCAD X Version 14.6.11 (7437) <p>BACK&FRONT/BACK MIMO 14/Area Scan (11x19x1): Measurement grid: $dx=10$mm, $dy=10$mm Maximum value of SAR (measured) = 0.364 W/kg</p> <p>BACK&FRONT/BACK MIMO 14/Zoom Scan (7x7x16)/Cube 0:Measurement grid: $dx=4$mm, $dy=4$mm, $dz=2$mm Reference Value = 3.694 V/m; Power Drift = -0.04 dB Peak SAR (extrapolated) = 0.719 W/kg SAR(1 g) = 0.203 W/kg; SAR(10 g) = 0.167 W/kg Maximum value of SAR (measured) = 0.382 W/kg</p> 