



RF TEST REPORT

Applicant ZTE Corporation
FCC ID SRQ-A2023PG
Product 5G NR Multi model smart phone
Model ZTE A2023PG
Report No. R2205A0428-R9
Issue Date June 10, 2022

TA Technology (Shanghai) Co., Ltd. tested the above equipment in accordance with the requirements in **FCC CFR47 Part 2 (2021)/ FCC CFR47 Part 27C (2021)**. The test results show that the equipment tested is capable of demonstrating compliance with the requirements as documented in this report.

Prepared by: Peng Tao

Approved by: Kai Xu

TA Technology (Shanghai) Co., Ltd.

No.145, Jintang Rd, Tangzhen Industry Park, Pudong Shanghai, China

TEL: +86-021-50791141/2/3

FAX: +86-021-50791141/2/3-8000



TABLE OF CONTENT

1	Test Laboratory	4
1.1	Notes of the Test Report	4
1.2.	Test facility	4
1.3	Testing Location.....	4
2	General Description of Equipment under Test	5
2.1	Applicant and Manufacturer Information.....	5
2.2	General information.....	5
3	Applied Standards	7
4	Test Configuration	8
5	Test Case	9
5.1	RF Power Output and Effective Isotropic Radiated Power	9
5.2	Occupied Bandwidth	11
5.3	Band Edge Compliance	12
5.4	Peak-to-Average Power Ratio (PAPR)	14
5.5	Frequency Stability.....	15
5.6	Spurious Emissions at Antenna Terminals	16
5.7	Radiates Spurious Emission	18
6	Test Results	21
6.1	RF Power Output and Effective Isotropic Radiated Power	21
6.2	Occupied Bandwidth	32
6.3	Band Edge Compliance	46
6.4	Peak-to-Average Power Ratio (PAPR)	61
6.5	Frequency Stability.....	63
6.6	Spurious Emissions at Antenna Terminals	66
6.7	Radiates Spurious Emission	70
7	Main Test Instruments	73
	ANNEX A: The EUT Appearance	74
	ANNEX B: Test Setup Photos	75



Summary of Measurement Results

Number	Test Case	Clause in FCC rules	Verdict
1	RF Power Output and Effective Isotropic Radiated Power	2.1046 27.50(c)(13)	PASS
2	Occupied Bandwidth	2.1049	PASS
3	Band Edge Compliance	27.53(g)	PASS
4	Peak-to-Average Power Ratio	27.50(d)/KDB971168 D01(5.7)	PASS
5	Frequency Stability	2.1055 / 27.54	PASS
6	Spurious Emissions at Antenna Terminals	2.1051 /27.53 (g)	PASS
7	Radiates Spurious Emission	2.1051 /27.53 (g)	PASS

Date of Testing: March 18, 2022 and May 11, 2022

Date of Sample Received: March 17, 2022

Note: PASS: The EUT complies with the essential requirements in the standard.

FAIL: The EUT does not comply with the essential requirements in the standard.

All indications of Pass/Fail in this report are opinions expressed by TA Technology (Shanghai) Co., Ltd. based on interpretations and/or observations of test results. Measurement Uncertainties were not taken into account and are published for informational purposes only.



1 Test Laboratory

1.1 Notes of the Test Report

This report shall not be reproduced in full or partial, without the written approval of **TA technology (shanghai) co., Ltd.** The results documented in this report apply only to the tested sample, under the conditions and modes of operation as described herein .Measurement Uncertainties were not taken into account and are published for informational purposes only. This report is written to support regulatory compliance of the applicable standards stated above.

1.2. Test facility

FCC (Designation number: CN1179, Test Firm Registration Number: 446626)

TA Technology (Shanghai) Co., Ltd. has been listed on the US Federal Communications Commission list of test facilities recognized to perform measurements.

A2LA (Certificate Number: 3857.01)

TA Technology (Shanghai) Co., Ltd. has been listed by American Association for Laboratory Accreditation to perform measurement.

1.3 Testing Location

Company: TA Technology (Shanghai) Co., Ltd.
Address: No.145, Jintang Rd, Tangzhen Industry Park, Pudong Shanghai, China
City: Shanghai
Post code: 201201
Country: P. R. China
Contact: Xu Kai
Telephone: +86-021-50791141/2/3
Fax: +86-021-50791141/2/3-8000
Website: <http://www.ta-shanghai.com>
E-mail: xukai@ta-shanghai.com

2 General Description of Equipment under Test

2.1 Applicant and Manufacturer Information

Applicant	ZTE Corporation
Applicant address	ZTE Plaza, #55 Keji Road South, Hi-Tech Industrial Park, Nanshan District, Shenzhen, China
Manufacturer	ZTE Corporation
Manufacturer address	ZTE Plaza, #55 Keji Road South, Hi-Tech Industrial Park, Nanshan District, Shenzhen, China

2.2 General information

EUT Description			
Model	ZTE A2023PG		
SN	327324440042		
Hardware Version	ZTE A2023PGHW1.0		
Software Version	MyOS12.0.2_A2023PG_GLB		
Power Supply	Battery / AC adapter		
Antenna Type	Internal Antenna		
Antenna Gain	Band	Antenna 1 Gain(dBi)	Antenna 6 Gain(dBi)
	LTE Band 28 Subset 1:	-7.5	-8.8
	LTE Band 28 Subset 2:	-7.5	-8.8
Test Mode(s)	LTE Band 28 Subset 1; LTE Band 28 Subset 2		
Test Modulation	(LTE)QPSK, 16QAM, 64QAM;		
Maximum E.I.R.P./ E.R.P.	LTE Band 28 Subset 1:	14.94dBm	
	LTE Band 28 Subset 2:	14.95dBm	
Rated Power Supply Voltage	3.89V		
Operating Voltage	Minimum: 3.70V Maximum: 4.45V		
Operating Temperature	Lowest: -10°C Highest: +40°C		
Testing Temperature	Lowest: -30°C Highest: +50°C		
Operating Frequency Range(s)	Mode	Tx (MHz)	Rx (MHz)
	LTE Band 28 Subset 1:	703 ~ 716	758 ~ 771
	LTE Band 28 Subset 2:	728 ~ 746	783 ~ 801
EUT Accessory			
Adapter	Manufacturer: ShenZhen KunXing Technology Co., Ltd. Model: STC-A59152050AC-Z		
Battery	Manufacturer: Zhuhai Cosmx Battery Co., Ltd. Model: Li3949T44P8h806459		



Earphone 1	Manufacturer: JUWEI ELECTRONICS CO.,LTD Model: JWEP1092-Z01
Earphone 2	Manufacturer: ShenZhen FDC Electronic Co.,Ltd Model: DEM-9A
USB Cable 1	Manufacturer: King Power Electronics Co., Ltd Model: TC20-TC20-W-100-M-6A-HSF
USB Cable 2	Manufacturer: Luxshare-ICT Co., Ltd Model: TC20-TC20-W-100-M-6A-HSF
Type-C to 3.5 mm Headphone Jack	Manufacturer: JUWEI ELECTRONICS CO., LTD Model: 080503000100
<p>Note: 1. The EUT is sent from the applicant to TA and the information of the EUT is declared by the applicant.</p> <p>2. There is more than one USB cable/ Earphone, each one should be applied throughout the compliance test respectively, and however, only the worst case (USB cable 1) will be recorded in this report.</p>	



3 Applied Standards

According to the specifications of the manufacturer, it must comply with the requirements of the following standards:

Test standards:

FCC CFR47 Part 27C (2021)

FCC CFR47 Part 2 (2021)

Reference standard:

ANSI C63.26-2015

KDB 971168 D01 Power Meas License Digital Systems v03r01

4 Test Configuration

There is more than one SIM card slot, each one should be applied throughout the compliance test respectively, and however, only the worst case (SIM 1) will be recorded in this report

Radiated measurements are performed by rotating the EUT in three different orthogonal test planes. EUT stand-up position (Z axis), lie-down position (X, Y axis). Receiver antenna polarization (horizontal and vertical), the worst emission was found in position (X axis, vertical polarization) and the worst case was recorded.

All mode and data rates and positions and RB size and modulations were investigated. Subsequently, only the worst case emissions are reported.

The following testing in LTE is set based on the maximum RF Output Power.

The following testing in different Bandwidth is set to detail in the following table:

Test modes are chosen to be reported as the worst case configuration below for LTE Band 28 subset 1/ LTE Band 28 subset 2:

Test items	Modes	Bandwidth (MHz)				Modulation		RB			Test Channel		
		3	5	10	15	QPSK	16QAM/64QAM	1	50%	100%	L	M	H
RF Power Output and Effective Isotropic Radiated Power	LTE 28 subset 1	O	O	O	-	O	O	O	O	O	O	O	O
	LTE 28 subset 2	O	O	O	O	O	O	O	O	O	O	O	O
Occupied Bandwidth	LTE 28 subset 1	O	O	O	-	O	O	-	-	O	O	O	O
	LTE 28 subset 2	O	O	O	O	O	O	-	-	O	O	O	O
Band Edge Compliance	LTE 28 subset 1	O	O	O	-	O	O	O	-	O	O	-	O
	LTE 28 subset 2	O	O	O	O	O	O	O	-	O	O	-	O
Peak-to-Average Power Ratio	LTE 28 subset 1	O	O	O	-	O	O	-	-	O	O	O	O
	LTE 28 subset 2	O	O	O	O	O	O	-	-	O	O	O	O
Frequency Stability	LTE 28 subset 1	O	O	O	-	O	O	O	-	-	-	O	-
	LTE 28 subset 2	O	O	O	O	O	O	O	-	-	-	O	-
Spurious Emissions at Antenna Terminals	LTE 28 subset 1	O	O	O	-	O	-	O	-	-	O	O	O
	LTE 28 subset 2	O	O	O	O	O	-	O	-	-	O	O	O
Radiates Spurious Emission	LTE 28 subset 1	O	O	O	-	O	-	O	-	-	-	O	-
	LTE 28 subset 2	O	O	-	O	O	-	O	-	-	-	O	-
Note	1. The mark "O" means that this configuration is chosen for testing. 2. The mark "-" means that this configuration is not testing.												

5 Test Case

5.1 RF Power Output and Effective Isotropic Radiated Power

Ambient condition

Temperature	Relative humidity	Pressure
23°C ~25°C	45%~50%	101.5kPa

Methods of Measurement

During the process of the testing, The EUT was connected to the Base Station Simulator with a known loss. The EUT is controlled by the Base Station Simulator test set to ensure max power transmission with proper modulation.

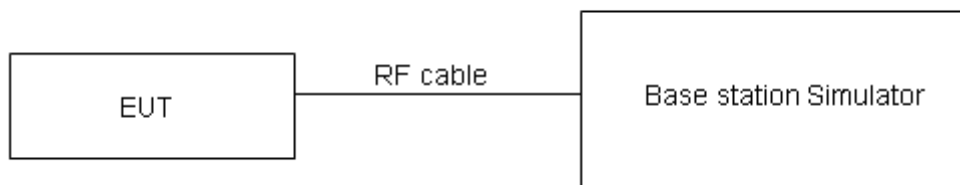
ERP can then be calculated as follows:

$$\text{EIRP (dBm)} = \text{Output Power (dBm)} - \text{Losses (dB)} + \text{Antenna Gain (dBi)}$$

where:dBd refers to gain relative to an ideal dipole.

$$\text{EIRP (dBm)} = \text{ERP (dBm)} + 2.15 \text{ (dB.)}$$

Test Setup



Limits

No specific RF power output requirements in part 2.1046.

Rule Part 27.50(c) (13) specifies that “Portable stations (hand-held devices) in the 600 MHz uplink band and the 698-746 MHz band, and fixed and mobile stations in the 600 MHz uplink band are limited to 3 watts ERP”

Part 27.50(c)(13)Limit	$\leq 3 \text{ W}$ (34.77 dBm)
------------------------	--------------------------------



Measurement Uncertainty

The assessed measurement uncertainty to ensure 95% confidence level for the normal distribution is with the coverage factor $k = 2$, $U=0.4$ dB for RF power output, $k = 2$, $U= 1.19$ dB for ERP/EIRP.

Test Results

Refer to the section 6.1 of this report for test data.

5.2 Occupied Bandwidth

Ambient condition

Temperature	Relative humidity	Pressure
23°C ~25°C	45%~50%	101.5kPa

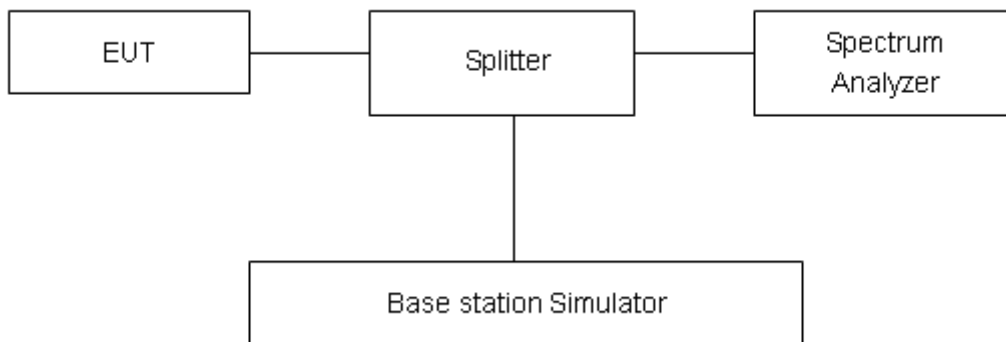
Method of Measurement

The EUT was connected to Spectrum Analyzer and Base Station Simulator via power Splitter. The occupied bandwidth is measured using spectrum analyzer.

RBW is set to $\geq 1\%EBW$, VBW is set to 3x RBW.

99% power and -26dBc occupied bandwidths are recorded. Spectrum analyzer plots are included on the following pages.

Test Setup



Limits

No specific occupied bandwidth requirements in part 2.1049.

Measurement Uncertainty

The assessed measurement uncertainty to ensure 95% confidence level for the normal distribution is with the coverage factor $k = 2$, $U=624\text{Hz}$.

Test Results

Refer to the section 6.2 of this report for test data.

5.3 Band Edge Compliance

Ambient condition

Temperature	Relative humidity	Pressure
23°C ~25°C	45%~50%	101.5kPa

Method of Measurement

The EUT was connected to Spectrum Analyzer and Base Station Simulator via power Splitter. The band edge of the lowest and highest channels were measured.

The testing follows KDB 971168 D01 v03r01 Section 6.0

The EUT was connected to spectrum analyzer and system simulator via a power divider.

The band edges of low and high channels for the highest RF powers were measured.

RBW is set to $\geq 1\%EBW$, VBW is set to 3x RBW.

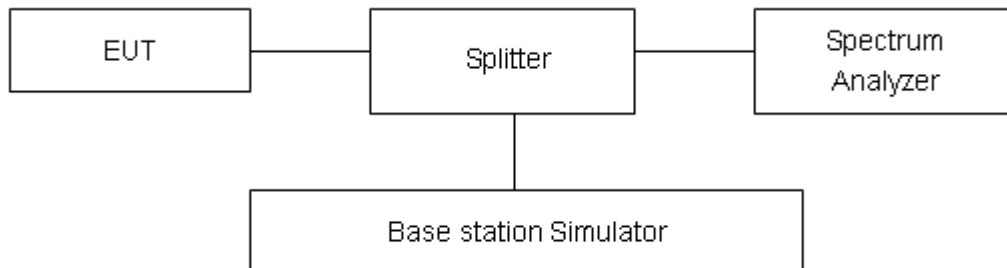
on spectrum analyzer.

Set spectrum analyzer with RMS detector.

The RF fundamental frequency should be excluded against the limit line in the operating frequency band.

Checked that all the results comply with the emission limit line.

Test Setup



Limits

Rule Part 27.53(g) For operations in the 600 MHz band and the 698-746 MHz band, the power of any emission outside a licensee's frequency band(s) of operation shall be attenuated below the transmitter power (P) within the licensed band(s) of operation, measured in watts, by at least $43 + 10 \log (P)$ dB. Compliance with this provision is based on the use of measurement instrumentation employing a resolution bandwidth of 100 kilohertz or greater. However, in the 100 kilohertz bands immediately outside and adjacent to a licensee's frequency block, a resolution bandwidth of at least 30 kHz may be employed.

Measurement Uncertainty

The assessed measurement uncertainty to ensure 95% confidence level for the normal distribution is with the coverage factor $k = 1.96$, $U=0.684dB$.



Test Results

Refer to the section 6.3 of this report for test data.

5.4 Peak-to-Average Power Ratio (PAPR)

Ambient condition

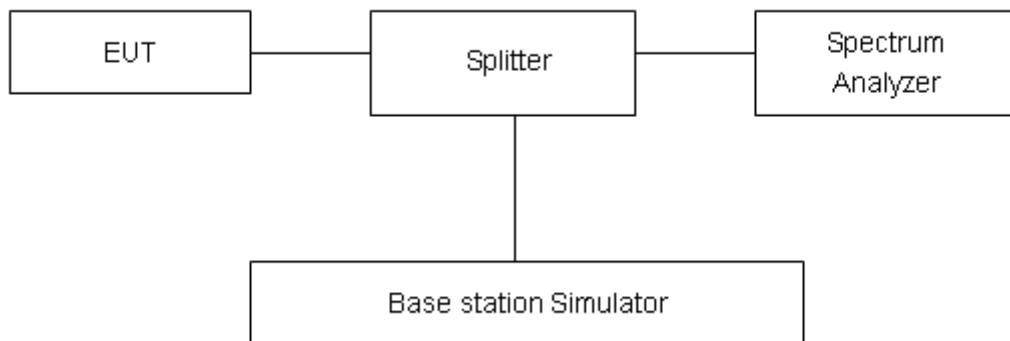
Temperature	Relative humidity	Pressure
23°C ~25°C	45%~50%	101.5kPa

Methods of Measurement

Measure the total peak power and record as PPK. And measure the total average power and record as PAvg. Both the peak and average power levels must be expressed in the same logarithmic units (e.g., dBm). Determine the PAPR from:

$$PAPR (dB) = PPK (dBm) - PAvg (dBm).$$

Test Setup



Limits

Rule Part 27.50(d)(5) Equipment employed must be authorized in accordance with the provisions of 24.51. Power measurements for transmissions by stations authorized under this section may be made either in accordance with a Commission-approved average power technique or in compliance with paragraph (d)(6) of this section. In measuring transmissions in this band using an average power technique, the peak-to-average ratio (PAR) of the transmission may not exceed 13 dB.

Measurement Uncertainty

The assessed measurement uncertainty to ensure 95% confidence level for the normal distribution is with the coverage factor $k = 2$, $U = 0.4$ dB.

Test Results

Refer to the section 6.4 of this report for test data.

5.5 Frequency Stability

Ambient condition

Temperature	Relative humidity	Pressure
23°C ~25°C	45%~50%	101.5kPa

Method of Measurement

Frequency Stability (Temperature Variation)

The temperature inside the climate chamber is varied from -30°C to +50°C in 10°C step size.

(1)With all power removed, the temperature was decreased to -10°C and permitted to stabilize for three hours.

(2)Measure the carrier frequency with the test equipment in a “call mode”. These measurements should be made within 1 minute of powering up the mobile station, to prevent significant self warming.

(3) Repeat the above measurements at 10°C increments from -30°C to +50°C. Allow at least 1.5 hours at each temperature, un-powered, before making measurements.

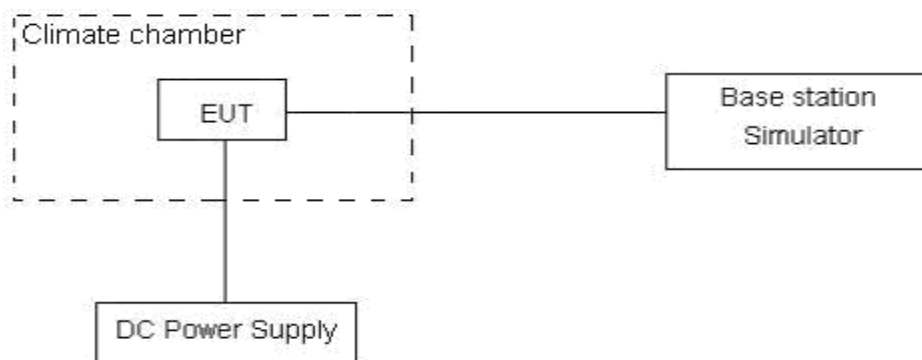
Frequency Stability (Voltage Variation)

The frequency stability shall be measured with variation of primary supply voltage as follows:

Primary Supply Voltage: The primary supply voltage is varied from 85% to 115% of the nominal value for non hand-carried battery and AC powered equipment. For hand-carried, battery-powered equipment, primary supply voltage is reduced to the battery operating end point which shall be specified by the manufacturer.

This transceiver is specified to operate with an input voltage of between 3.70 V and 4.45 V, with a nominal voltage of 3.89V..

Test setup



Limits

The frequency stability shall be sufficient to ensure that the fundamental emissions stay within the authorized bands of operation.

Measurement Uncertainty

The assessed measurement uncertainty to ensure 99.75% confidence level for the normal distribution is with the coverage factor $k = 3, U=0.01\text{ppm}$.

Test Results

Refer to the section 6.5 of this report for test data.

5.6 Spurious Emissions at Antenna Terminals

Ambient condition

Temperature	Relative humidity	Pressure
23°C ~25°C	45%~50%	101.5kPa

Method of Measurement

The EUT was connected to Spectrum Analyzer and Base Station Simulator via power Splitter. The measurement is carried out using a spectrum analyzer. The spectrum analyzer scans from 9kHz to the 10th harmonic of the carrier. The peak detector is used.

RBW is set to 100kHz, VBW is set to 300kHz for 30MHz~1GHz

RBW is set to 1MHz, VBW is set to 3MHz for above 1GHz, Sweep is set to ATUO.

RBW is set to 1 kHz (0.009MHz~ 0.15 MHz),

RBW is set to 10 kHz (0.15 MHz~ 30 MHz)

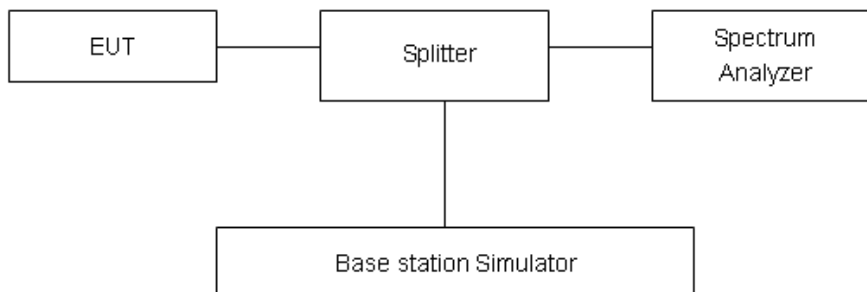
RBW is set to 100 kHz (30MHz~1000 MHz)

RBW is set to 1000 kHz (above 1000MHz)

Of those disturbances below (limit – 20 dB), the mark is not required for the EUT.

The modulation mode and RB allocation refer to section 5.1, using the maximum output power configuration.

Test setup



Limits

Rule Part 27.53 (g) For operations in the 600 MHz band and the 698-746 MHz band, the power of any emission outside a licensee's frequency band(s) of operation shall be attenuated below the transmitter power (P) within the licensed band(s) of operation, measured in watts, by at least $43 + 10 \log (P)$ dB. Compliance with this provision is based on the use of measurement instrumentation employing a resolution bandwidth of 100 kilohertz or greater. However, in the 100 kilohertz bands immediately outside and adjacent to a licensee's frequency block, a resolution bandwidth of at least 30 kHz may be employed.

Part 27.53 (g) Limit	-13 dBm
----------------------	---------



Measurement Uncertainty

The assessed measurement uncertainty to ensure 99.75% confidence level for the normal distribution is with the coverage factor $k = 1.96$.

Frequency	Uncertainty
9kHz-1GHz	0.684 dB
1GHz-30GHz	1.407 dB

Test Results

Refer to the section 6.6 of this report for test data.

5.7 Radiates Spurious Emission

Ambient condition

Temperature	Relative humidity	Pressure
23°C ~25°C	45%~50%	101.5kPa

Method of Measurement

- The testing follows FCC KDB 971168 D01 v03r01 Section 5.8 and ANSI C63.26 (2015).
- Below 1GHz: The EUT is placed on a turntable 0.8 meters above the ground in the chamber, 3 meter away from the antenna. The maximal emission value is acquired by adjusting the antenna height, polarisation and turntable azimuth. Normally, the height range of antenna is 1 m to 4 m, the azimuth range of turntable is 0° to 360°, and the receive antenna has two polarizations Vertical (V) and Horizontal (H). Above 1GHz: (Note: the FCC's permission to use 1.5m as an alternative per TCBC Conf call of Dec. 2, 2014.) The EUT is placed on a turntable 1.5 meters above the ground in the chamber, 3 meter away from the antenna. The maximal emission value is acquired by adjusting the antenna height, polarisation and turntable azimuth. Normally, the height range of antenna is 1 m to 4 m, the azimuth range of turntable is 0° to 360°, and the receive antenna has two polarizations Vertical (V) and Horizontal (H).
- A loop antenna, A log-periodic antenna or horn antenna shall be substituted in place of the EUT. The log-periodic antenna will be driven by a signal generator and the level will be adjusted till the same power value on the spectrum analyzer or receiver. The level of the spurious emissions can be calculated through the level of the signal generator, cable loss, the gain of the substitution antenna and the reading of the spectrum analyzer or receiver.
- The EUT is then put into continuously transmitting mode at its maximum power level during the test. Set Test Receiver or Spectrum RBW=100kHz, VBW=300kHz for 30MHz to 1GHz and RBW=1MHz, VBW=3MHz for above 1GHz, and the maximum value of the receiver should be recorded as (Pr).
- The EUT shall be replaced by a substitution antenna. In the chamber, an substitution antenna for the frequency band of interest is placed at the reference point of the chamber. An RF Signal source for the frequency band of interest is connected to the substitution antenna with a cable that has been constructed to not interfere with the radiation pattern of the antenna. A power (PMea) is applied to the input of the substitution antenna, and adjust the level of the signal generator output until the value of the receiver reach the previously recorded (Pr). The power of signal source (PMea) is recorded. The test should be performed by rotating the test item and adjusting the receiving antenna polarization.
- A amplifier should be connected to the Signal Source output port. And the cable should be connect between the Amplifier and the Substitution Antenna. The cable loss (Pcl) ,the Substitution Antenna Gain (Ga) and the Amplifier Gain (PAg) should be recorded after test.
- The measurement results are obtained as described below:

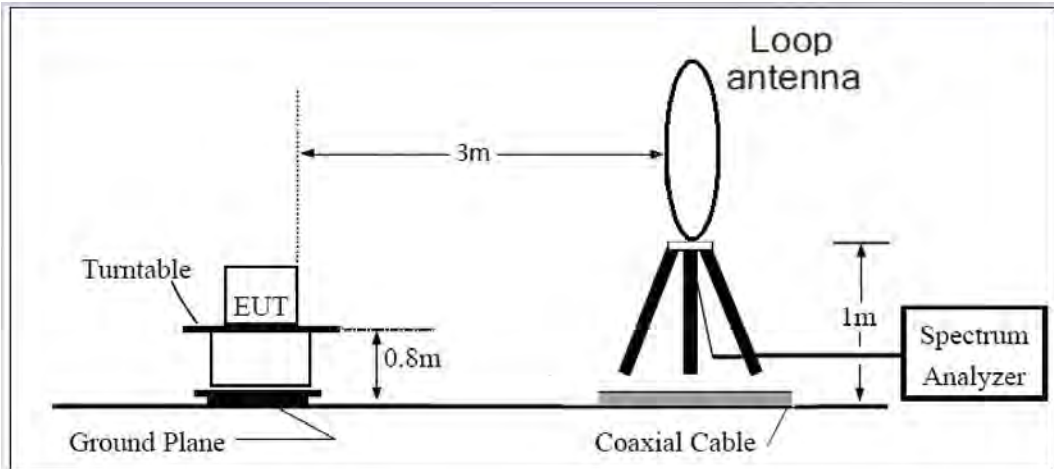
$$\text{Power(EIRP)} = \text{PMea} - \text{PAg} - \text{Pcl} + \text{Ga}$$
 The measurement results are amend as described below:

$$\text{Power(EIRP)} = \text{PMea} - \text{Pcl} + \text{Ga}$$
- This value is EIRP since the measurement is calibrated using an antenna of known gain (2.15 dB) and known input power. ERP can be calculated from EIRP by subtracting the gain of the dipole, $\text{ERP} = \text{EIRP} - 2.15\text{dB}$.

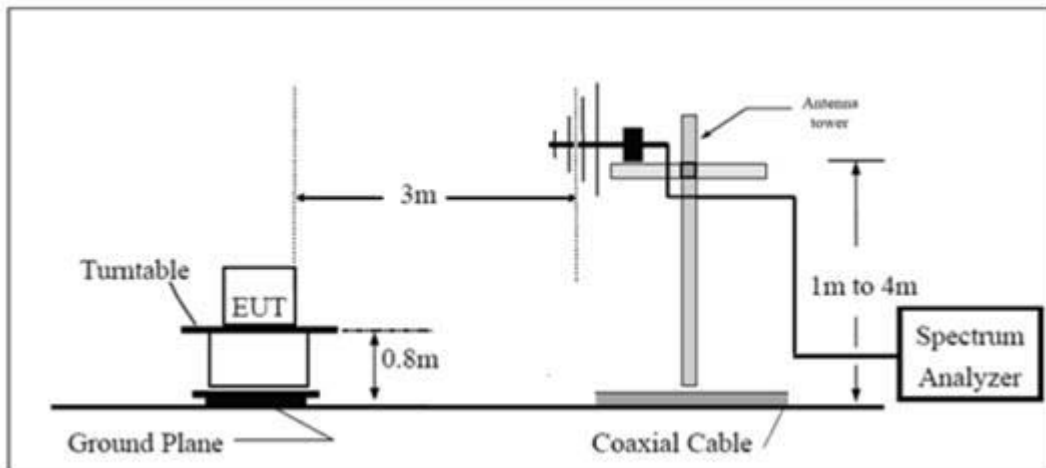
The modulation mode and RB allocation refer to section 5.1, using the maximum output power configuration.

Test setup

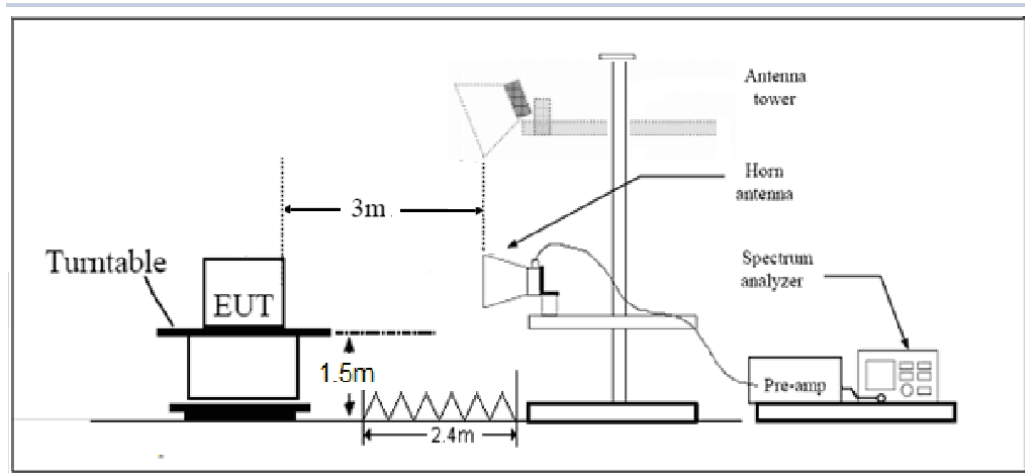
9KHz ~ 30MHz



30MHz ~ 1GHz



Above 1GHz



Note: Area side:2.4mX3.6m



Limits

Rule Part 27.53 (g) For operations in the 600 MHz band and the 698-746 MHz band, the power of any emission outside a licensee's frequency band(s) of operation shall be attenuated below the transmitter power (P) within the licensed band(s) of operation, measured in watts, by at least $43 + 10 \log (P)$ dB. Compliance with this provision is based on the use of measurement instrumentation employing a resolution bandwidth of 100 kilohertz or greater. However, in the 100 kilohertz bands immediately outside and adjacent to a licensee's frequency block, a resolution bandwidth of at least 30 kHz may be employed.

Part 27.53 (g) Limit	-13 dBm
----------------------	---------

Measurement Uncertainty

The assessed measurement uncertainty to ensure 95% confidence level for the normal distribution is with the coverage factor $k = \pm 1.96$, $U = \pm 3.55$ dB.

Test Results

Refer to the section 6.7 of this report for test data.



6 Test Results

6.1 RF Power Output and Effective Isotropic Radiated Power

LTE band 28 subset 1							
Bandwidth (MHz)	UL Channel	RB Size	RB Position	Modulation	Power (dBm)	Antenna 1 ERP (dBm)	Antenna 6 ERP (dBm)
3.00	27225	1.00	#0	QPSK	24.53	14.88	13.58
3.00	27225	1.00	#Mid	QPSK	24.57	14.92	13.62
3.00	27225	1.00	#Max	QPSK	24.46	14.81	13.51
3.00	27225	8.00	#0	QPSK	23.58	13.93	12.63
3.00	27225	8.00	#Mid	QPSK	23.58	13.93	12.63
3.00	27225	8.00	#Max	QPSK	23.51	13.86	12.56
3.00	27225	15.00	#0	QPSK	23.55	13.90	12.60
3.00	27275	1.00	#0	QPSK	24.43	14.78	13.48
3.00	27275	1.00	#Mid	QPSK	24.50	14.85	13.55
3.00	27275	1.00	#Max	QPSK	24.35	14.70	13.40
3.00	27275	8.00	#0	QPSK	23.46	13.81	12.51
3.00	27275	8.00	#Mid	QPSK	23.45	13.80	12.50
3.00	27275	8.00	#Max	QPSK	23.46	13.81	12.51
3.00	27275	15.00	#0	QPSK	23.46	13.81	12.51
3.00	27325	1.00	#0	QPSK	24.48	14.83	13.53
3.00	27325	1.00	#Mid	QPSK	24.48	14.83	13.53
3.00	27325	1.00	#Max	QPSK	24.41	14.76	13.46
3.00	27325	8.00	#0	QPSK	23.43	13.78	12.48
3.00	27325	8.00	#Mid	QPSK	23.43	13.78	12.48
3.00	27325	8.00	#Max	QPSK	23.45	13.80	12.50
3.00	27325	15.00	#0	QPSK	23.40	13.75	12.45
5.00	27235	1.00	#0	QPSK	24.47	14.82	13.52
5.00	27235	1.00	#Mid	QPSK	24.59	14.94	13.64
5.00	27235	1.00	#Max	QPSK	24.43	14.78	13.48
5.00	27235	12.00	#0	QPSK	23.54	13.89	12.59
5.00	27235	12.00	#Mid	QPSK	23.55	13.90	12.60
5.00	27235	12.00	#Max	QPSK	23.52	13.87	12.57
5.00	27235	25.00	#0	QPSK	23.51	13.86	12.56
5.00	27275	1.00	#0	QPSK	24.45	14.80	13.50
5.00	27275	1.00	#Mid	QPSK	24.51	14.86	13.56
5.00	27275	1.00	#Max	QPSK	24.43	14.78	13.48
5.00	27275	12.00	#0	QPSK	23.46	13.81	12.51
5.00	27275	12.00	#Mid	QPSK	23.43	13.78	12.48
5.00	27275	12.00	#Max	QPSK	23.50	13.85	12.55



5.00	27275	25.00	#0	QPSK	23.50	13.85	12.55
5.00	27315	1.00	#0	QPSK	24.44	14.79	13.49
5.00	27315	1.00	#Mid	QPSK	24.49	14.84	13.54
5.00	27315	1.00	#Max	QPSK	24.43	14.78	13.48
5.00	27315	12.00	#0	QPSK	23.44	13.79	12.49
5.00	27315	12.00	#Mid	QPSK	23.44	13.79	12.49
5.00	27315	12.00	#Max	QPSK	23.47	13.82	12.52
5.00	27315	25.00	#0	QPSK	23.52	13.87	12.57
10.00	27260	1.00	#0	QPSK	24.49	14.84	13.54
10.00	27260	1.00	#Mid	QPSK	24.49	14.84	13.54
10.00	27260	1.00	#Max	QPSK	24.37	14.72	13.42
10.00	27260	25.00	#0	QPSK	23.57	13.92	12.62
10.00	27260	25.00	#Mid	QPSK	23.54	13.89	12.59
10.00	27260	25.00	#Max	QPSK	23.53	13.88	12.58
10.00	27260	50.00	#0	QPSK	23.48	13.83	12.53
10.00	27275	1.00	#0	QPSK	24.53	14.88	13.58
10.00	27275	1.00	#Mid	QPSK	24.45	14.80	13.50
10.00	27275	1.00	#Max	QPSK	24.43	14.78	13.48
10.00	27275	25.00	#0	QPSK	23.51	13.86	12.56
10.00	27275	25.00	#Mid	QPSK	23.44	13.79	12.49
10.00	27275	25.00	#Max	QPSK	23.54	13.89	12.59
10.00	27275	50.00	#0	QPSK	23.51	13.86	12.56
10.00	27290	1.00	#0	QPSK	24.51	14.86	13.56
10.00	27290	1.00	#Mid	QPSK	24.46	14.81	13.51
10.00	27290	1.00	#Max	QPSK	24.40	14.75	13.45
10.00	27290	25.00	#0	QPSK	23.48	13.83	12.53
10.00	27290	25.00	#Mid	QPSK	23.43	13.78	12.48
10.00	27290	25.00	#Max	QPSK	23.54	13.89	12.59
10.00	27290	50.00	#0	QPSK	23.52	13.87	12.57
3.00	27225	1.00	#0	QAM16	23.59	13.94	12.64
3.00	27225	1.00	#Mid	QAM16	23.68	14.03	12.73
3.00	27225	1.00	#Max	QAM16	23.53	13.88	12.58
3.00	27225	8.00	#0	QAM16	22.60	12.95	11.65
3.00	27225	8.00	#Mid	QAM16	22.59	12.94	11.64
3.00	27225	8.00	#Max	QAM16	22.54	12.89	11.59
3.00	27225	15.00	#0	QAM16	22.55	12.90	11.60
3.00	27275	1.00	#0	QAM16	23.31	13.66	12.36
3.00	27275	1.00	#Mid	QAM16	23.48	13.83	12.53
3.00	27275	1.00	#Max	QAM16	23.31	13.66	12.36
3.00	27275	8.00	#0	QAM16	22.46	12.81	11.51
3.00	27275	8.00	#Mid	QAM16	22.50	12.85	11.55
3.00	27275	8.00	#Max	QAM16	22.53	12.88	11.58
3.00	27275	15.00	#0	QAM16	22.53	12.88	11.58



3.00	27325	1.00	#0	QAM16	23.41	13.76	12.46
3.00	27325	1.00	#Mid	QAM16	23.50	13.85	12.55
3.00	27325	1.00	#Max	QAM16	23.34	13.69	12.39
3.00	27325	8.00	#0	QAM16	22.39	12.74	11.44
3.00	27325	8.00	#Mid	QAM16	22.42	12.77	11.47
3.00	27325	8.00	#Max	QAM16	22.44	12.79	11.49
3.00	27325	15.00	#0	QAM16	22.43	12.78	11.48
5.00	27235	1.00	#0	QAM16	23.53	13.88	12.58
5.00	27235	1.00	#Mid	QAM16	23.48	13.83	12.53
5.00	27235	1.00	#Max	QAM16	23.47	13.82	12.52
5.00	27235	12.00	#0	QAM16	22.62	12.97	11.67
5.00	27235	12.00	#Mid	QAM16	22.60	12.95	11.65
5.00	27235	12.00	#Max	QAM16	22.60	12.95	11.65
5.00	27235	25.00	#0	QAM16	22.52	12.87	11.57
5.00	27275	1.00	#0	QAM16	23.43	13.78	12.48
5.00	27275	1.00	#Mid	QAM16	23.49	13.84	12.54
5.00	27275	1.00	#Max	QAM16	23.32	13.67	12.37
5.00	27275	12.00	#0	QAM16	22.39	12.74	11.44
5.00	27275	12.00	#Mid	QAM16	22.41	12.76	11.46
5.00	27275	12.00	#Max	QAM16	22.46	12.81	11.51
5.00	27275	25.00	#0	QAM16	22.50	12.85	11.55
5.00	27315	1.00	#0	QAM16	23.53	13.88	12.58
5.00	27315	1.00	#Mid	QAM16	23.52	13.87	12.57
5.00	27315	1.00	#Max	QAM16	23.43	13.78	12.48
5.00	27315	12.00	#0	QAM16	22.36	12.71	11.41
5.00	27315	12.00	#Mid	QAM16	22.38	12.73	11.43
5.00	27315	12.00	#Max	QAM16	22.41	12.76	11.46
5.00	27315	25.00	#0	QAM16	22.51	12.86	11.56
10.00	27260	1.00	#0	QAM16	23.56	13.91	12.61
10.00	27260	1.00	#Mid	QAM16	23.42	13.77	12.47
10.00	27260	1.00	#Max	QAM16	23.49	13.84	12.54
10.00	27260	25.00	#0	QAM16	22.56	12.91	11.61
10.00	27260	25.00	#Mid	QAM16	22.58	12.93	11.63
10.00	27260	25.00	#Max	QAM16	22.56	12.91	11.61
10.00	27260	50.00	#0	QAM16	22.57	12.92	11.62
10.00	27275	1.00	#0	QAM16	23.47	13.82	12.52
10.00	27275	1.00	#Mid	QAM16	23.55	13.90	12.60
10.00	27275	1.00	#Max	QAM16	23.40	13.75	12.45
10.00	27275	25.00	#0	QAM16	22.45	12.80	11.50
10.00	27275	25.00	#Mid	QAM16	22.52	12.87	11.57
10.00	27275	25.00	#Max	QAM16	22.52	12.87	11.57
10.00	27275	50.00	#0	QAM16	22.55	12.90	11.60
10.00	27290	1.00	#0	QAM16	23.45	13.80	12.50



10.00	27290	1.00	#Mid	QAM16	23.41	13.76	12.46
10.00	27290	1.00	#Max	QAM16	23.31	13.66	12.36
10.00	27290	25.00	#0	QAM16	22.48	12.83	11.53
10.00	27290	25.00	#Mid	QAM16	22.47	12.82	11.52
10.00	27290	25.00	#Max	QAM16	22.50	12.85	11.55
10.00	27290	50.00	#0	QAM16	22.50	12.85	11.55
3.00	27225	1.00	#0	QAM64	23.04	13.39	12.09
3.00	27225	1.00	#Mid	QAM64	22.94	13.29	11.99
3.00	27225	1.00	#Max	QAM64	22.85	13.20	11.90
3.00	27225	8.00	#0	QAM64	21.85	12.20	10.90
3.00	27225	8.00	#Mid	QAM64	21.88	12.23	10.93
3.00	27225	8.00	#Max	QAM64	21.80	12.15	10.85
3.00	27225	15.00	#0	QAM64	21.81	12.16	10.86
3.00	27275	1.00	#0	QAM64	22.74	13.09	11.79
3.00	27275	1.00	#Mid	QAM64	22.77	13.12	11.82
3.00	27275	1.00	#Max	QAM64	22.69	13.04	11.74
3.00	27275	8.00	#0	QAM64	21.73	12.08	10.78
3.00	27275	8.00	#Mid	QAM64	21.80	12.15	10.85
3.00	27275	8.00	#Max	QAM64	21.79	12.14	10.84
3.00	27275	15.00	#0	QAM64	21.78	12.13	10.83
3.00	27325	1.00	#0	QAM64	22.74	13.09	11.79
3.00	27325	1.00	#Mid	QAM64	22.81	13.16	11.86
3.00	27325	1.00	#Max	QAM64	22.68	13.03	11.73
3.00	27325	8.00	#0	QAM64	21.67	12.02	10.72
3.00	27325	8.00	#Mid	QAM64	21.66	12.01	10.71
3.00	27325	8.00	#Max	QAM64	21.74	12.09	10.79
3.00	27325	15.00	#0	QAM64	21.67	12.02	10.72
5.00	27235	1.00	#0	QAM64	22.89	13.24	11.94
5.00	27235	1.00	#Mid	QAM64	22.72	13.07	11.77
5.00	27235	1.00	#Max	QAM64	22.69	13.04	11.74
5.00	27235	12.00	#0	QAM64	21.88	12.23	10.93
5.00	27235	12.00	#Mid	QAM64	21.90	12.25	10.95
5.00	27235	12.00	#Max	QAM64	21.86	12.21	10.91
5.00	27235	25.00	#0	QAM64	21.78	12.13	10.83
5.00	27275	1.00	#0	QAM64	22.77	13.12	11.82
5.00	27275	1.00	#Mid	QAM64	22.92	13.27	11.97
5.00	27275	1.00	#Max	QAM64	22.80	13.15	11.85
5.00	27275	12.00	#0	QAM64	21.69	12.04	10.74
5.00	27275	12.00	#Mid	QAM64	21.69	12.04	10.74
5.00	27275	12.00	#Max	QAM64	21.76	12.11	10.81
5.00	27275	25.00	#0	QAM64	21.74	12.09	10.79
5.00	27315	1.00	#0	QAM64	22.91	13.26	11.96
5.00	27315	1.00	#Mid	QAM64	23.00	13.35	12.05



5.00	27315	1.00	#Max	QAM64	22.72	13.07	11.77
5.00	27315	12.00	#0	QAM64	21.64	11.99	10.69
5.00	27315	12.00	#Mid	QAM64	21.62	11.97	10.67
5.00	27315	12.00	#Max	QAM64	21.68	12.03	10.73
5.00	27315	25.00	#0	QAM64	21.80	12.15	10.85
10.00	27260	1.00	#0	QAM64	23.00	13.35	12.05
10.00	27260	1.00	#Mid	QAM64	22.92	13.27	11.97
10.00	27260	1.00	#Max	QAM64	22.87	13.22	11.92
10.00	27260	25.00	#0	QAM64	21.80	12.15	10.85
10.00	27260	25.00	#Mid	QAM64	21.81	12.16	10.86
10.00	27260	25.00	#Max	QAM64	21.77	12.12	10.82
10.00	27260	50.00	#0	QAM64	21.79	12.14	10.84
10.00	27275	1.00	#0	QAM64	22.89	13.24	11.94
10.00	27275	1.00	#Mid	QAM64	22.80	13.15	11.85
10.00	27275	1.00	#Max	QAM64	22.72	13.07	11.77
10.00	27275	25.00	#0	QAM64	21.75	12.10	10.80
10.00	27275	25.00	#Mid	QAM64	21.69	12.04	10.74
10.00	27275	25.00	#Max	QAM64	21.79	12.14	10.84
10.00	27275	50.00	#0	QAM64	21.74	12.09	10.79
10.00	27290	1.00	#0	QAM64	22.92	13.27	11.97
10.00	27290	1.00	#Mid	QAM64	22.92	13.27	11.97
10.00	27290	1.00	#Max	QAM64	22.79	13.14	11.84
10.00	27290	25.00	#0	QAM64	21.74	12.09	10.79
10.00	27290	25.00	#Mid	QAM64	21.71	12.06	10.76
10.00	27290	25.00	#Max	QAM64	21.77	12.12	10.82
10.00	27290	50.00	#0	QAM64	21.78	12.13	10.83

LTE band 28 subset 2							
Bandwidth (MHz)	UL Channel	RB Size	RB Position	Modulation	Power (dBm)	Antenna 1 ERP (dBm)	Antenna 6 ERP (dBm)
3.00	27475	1.00	#0	QPSK	24.430	14.780	13.480
3.00	27475	1.00	#Mid	QPSK	24.490	14.840	13.540
3.00	27475	1.00	#Max	QPSK	24.400	14.750	13.450
3.00	27475	8.00	#0	QPSK	23.460	13.810	12.510
3.00	27475	8.00	#Mid	QPSK	23.480	13.830	12.530
3.00	27475	8.00	#Max	QPSK	23.480	13.830	12.530
3.00	27475	15.00	#0	QPSK	23.510	13.860	12.560
3.00	27550	1.00	#0	QPSK	24.430	14.780	13.480
3.00	27550	1.00	#Mid	QPSK	24.520	14.870	13.570
3.00	27550	1.00	#Max	QPSK	24.430	14.780	13.480
3.00	27550	8.00	#0	QPSK	23.510	13.860	12.560
3.00	27550	8.00	#Mid	QPSK	23.500	13.850	12.550



3.00	27550	8.00	#Max	QPSK	23.530	13.880	12.580
3.00	27550	15.00	#0	QPSK	23.450	13.800	12.500
3.00	27625	1.00	#0	QPSK	24.410	14.760	13.460
3.00	27625	1.00	#Mid	QPSK	24.520	14.870	13.570
3.00	27625	1.00	#Max	QPSK	24.390	14.740	13.440
3.00	27625	8.00	#0	QPSK	23.530	13.880	12.580
3.00	27625	8.00	#Mid	QPSK	23.540	13.890	12.590
3.00	27625	8.00	#Max	QPSK	23.480	13.830	12.530
3.00	27625	15.00	#0	QPSK	23.500	13.850	12.550
5.00	27485	1.00	#0	QPSK	24.490	14.840	13.540
5.00	27485	1.00	#Mid	QPSK	24.600	14.950	13.650
5.00	27485	1.00	#Max	QPSK	24.500	14.850	13.550
5.00	27485	12.00	#0	QPSK	23.490	13.840	12.540
5.00	27485	12.00	#Mid	QPSK	23.500	13.850	12.550
5.00	27485	12.00	#Max	QPSK	23.540	13.890	12.590
5.00	27485	25.00	#0	QPSK	23.560	13.910	12.610
5.00	27550	1.00	#0	QPSK	24.510	14.860	13.560
5.00	27550	1.00	#Mid	QPSK	24.550	14.900	13.600
5.00	27550	1.00	#Max	QPSK	24.440	14.790	13.490
5.00	27550	12.00	#0	QPSK	23.450	13.800	12.500
5.00	27550	12.00	#Mid	QPSK	23.490	13.840	12.540
5.00	27550	12.00	#Max	QPSK	23.510	13.860	12.560
5.00	27550	25.00	#0	QPSK	23.460	13.810	12.510
5.00	27615	1.00	#0	QPSK	24.470	14.820	13.520
5.00	27615	1.00	#Mid	QPSK	24.570	14.920	13.620
5.00	27615	1.00	#Max	QPSK	24.430	14.780	13.480
5.00	27615	12.00	#0	QPSK	23.470	13.820	12.520
5.00	27615	12.00	#Mid	QPSK	23.470	13.820	12.520
5.00	27615	12.00	#Max	QPSK	23.510	13.860	12.560
5.00	27615	25.00	#0	QPSK	23.460	13.810	12.510
10.00	27510	1.00	#0	QPSK	24.580	14.930	13.630
10.00	27510	1.00	#Mid	QPSK	24.490	14.840	13.540
10.00	27510	1.00	#Max	QPSK	24.450	14.800	13.500
10.00	27510	25.00	#0	QPSK	23.520	13.870	12.570
10.00	27510	25.00	#Mid	QPSK	23.550	13.900	12.600
10.00	27510	25.00	#Max	QPSK	23.530	13.880	12.580
10.00	27510	50.00	#0	QPSK	23.500	13.850	12.550
10.00	27550	1.00	#0	QPSK	24.560	14.910	13.610
10.00	27550	1.00	#Mid	QPSK	24.490	14.840	13.540
10.00	27550	1.00	#Max	QPSK	24.430	14.780	13.480
10.00	27550	25.00	#0	QPSK	23.520	13.870	12.570
10.00	27550	25.00	#Mid	QPSK	23.500	13.850	12.550
10.00	27550	25.00	#Max	QPSK	23.550	13.900	12.600



10.00	27550	50.00	#0	QPSK	23.450	13.800	12.500
10.00	27590	1.00	#0	QPSK	24.540	14.890	13.590
10.00	27590	1.00	#Mid	QPSK	24.480	14.830	13.530
10.00	27590	1.00	#Max	QPSK	24.440	14.790	13.490
10.00	27590	25.00	#0	QPSK	23.500	13.850	12.550
10.00	27590	25.00	#Mid	QPSK	23.470	13.820	12.520
10.00	27590	25.00	#Max	QPSK	23.560	13.910	12.610
10.00	27590	50.00	#0	QPSK	23.450	13.800	12.500
15.00	27535	1.00	#0	QPSK	24.360	14.710	13.410
15.00	27535	1.00	#Mid	QPSK	24.370	14.720	13.420
15.00	27535	1.00	#Max	QPSK	24.280	14.630	13.330
15.00	27535	36.00	#0	QPSK	23.390	13.740	12.440
15.00	27535	36.00	#Mid	QPSK	23.410	13.760	12.460
15.00	27535	36.00	#Max	QPSK	23.340	13.690	12.390
15.00	27535	75.00	#0	QPSK	23.320	13.670	12.370
15.00	27550	1.00	#0	QPSK	24.250	14.600	13.300
15.00	27550	1.00	#Mid	QPSK	24.350	14.700	13.400
15.00	27550	1.00	#Max	QPSK	24.200	14.550	13.250
15.00	27550	36.00	#0	QPSK	23.370	13.720	12.420
15.00	27550	36.00	#Mid	QPSK	23.330	13.680	12.380
15.00	27550	36.00	#Max	QPSK	23.340	13.690	12.390
15.00	27550	75.00	#0	QPSK	23.350	13.700	12.400
15.00	27565	1.00	#0	QPSK	24.290	14.640	13.340
15.00	27565	1.00	#Mid	QPSK	24.340	14.690	13.390
15.00	27565	1.00	#Max	QPSK	24.240	14.590	13.290
15.00	27565	36.00	#0	QPSK	23.350	13.700	12.400
15.00	27565	36.00	#Mid	QPSK	23.350	13.700	12.400
15.00	27565	36.00	#Max	QPSK	23.350	13.700	12.400
15.00	27565	75.00	#0	QPSK	23.310	13.660	12.360
3.00	27475	1.00	#0	QAM16	23.600	13.950	12.650
3.00	27475	1.00	#Mid	QAM16	23.680	14.030	12.730
3.00	27475	1.00	#Max	QAM16	23.630	13.980	12.680
3.00	27475	8.00	#0	QAM16	22.440	12.790	11.490
3.00	27475	8.00	#Mid	QAM16	22.510	12.860	11.560
3.00	27475	8.00	#Max	QAM16	22.490	12.840	11.540
3.00	27475	15.00	#0	QAM16	22.510	12.860	11.560
3.00	27550	1.00	#0	QAM16	23.460	13.810	12.510
3.00	27550	1.00	#Mid	QAM16	23.570	13.920	12.620
3.00	27550	1.00	#Max	QAM16	23.460	13.810	12.510
3.00	27550	8.00	#0	QAM16	22.470	12.820	11.520
3.00	27550	8.00	#Mid	QAM16	22.460	12.810	11.510
3.00	27550	8.00	#Max	QAM16	22.520	12.870	11.570
3.00	27550	15.00	#0	QAM16	22.430	12.780	11.480



3.00	27625	1.00	#0	QAM16	23.370	13.720	12.420
3.00	27625	1.00	#Mid	QAM16	23.550	13.900	12.600
3.00	27625	1.00	#Max	QAM16	23.240	13.590	12.290
3.00	27625	8.00	#0	QAM16	22.510	12.860	11.560
3.00	27625	8.00	#Mid	QAM16	22.520	12.870	11.570
3.00	27625	8.00	#Max	QAM16	22.440	12.790	11.490
3.00	27625	15.00	#0	QAM16	22.550	12.900	11.600
5.00	27485	1.00	#0	QAM16	23.500	13.850	12.550
5.00	27485	1.00	#Mid	QAM16	23.600	13.950	12.650
5.00	27485	1.00	#Max	QAM16	23.360	13.710	12.410
5.00	27485	12.00	#0	QAM16	22.510	12.860	11.560
5.00	27485	12.00	#Mid	QAM16	22.510	12.860	11.560
5.00	27485	12.00	#Max	QAM16	22.560	12.910	11.610
5.00	27485	25.00	#0	QAM16	22.540	12.890	11.590
5.00	27550	1.00	#0	QAM16	23.480	13.830	12.530
5.00	27550	1.00	#Mid	QAM16	23.470	13.820	12.520
5.00	27550	1.00	#Max	QAM16	23.430	13.780	12.480
5.00	27550	12.00	#0	QAM16	22.520	12.870	11.570
5.00	27550	12.00	#Mid	QAM16	22.510	12.860	11.560
5.00	27550	12.00	#Max	QAM16	22.590	12.940	11.640
5.00	27550	25.00	#0	QAM16	22.450	12.800	11.500
5.00	27615	1.00	#0	QAM16	23.460	13.810	12.510
5.00	27615	1.00	#Mid	QAM16	23.490	13.840	12.540
5.00	27615	1.00	#Max	QAM16	23.520	13.870	12.570
5.00	27615	12.00	#0	QAM16	22.560	12.910	11.610
5.00	27615	12.00	#Mid	QAM16	22.530	12.880	11.580
5.00	27615	12.00	#Max	QAM16	22.570	12.920	11.620
5.00	27615	25.00	#0	QAM16	22.450	12.800	11.500
10.00	27510	1.00	#0	QAM16	23.700	14.050	12.750
10.00	27510	1.00	#Mid	QAM16	23.560	13.910	12.610
10.00	27510	1.00	#Max	QAM16	23.580	13.930	12.630
10.00	27510	25.00	#0	QAM16	22.510	12.860	11.560
10.00	27510	25.00	#Mid	QAM16	22.550	12.900	11.600
10.00	27510	25.00	#Max	QAM16	22.570	12.920	11.620
10.00	27510	50.00	#0	QAM16	22.490	12.840	11.540
10.00	27550	1.00	#0	QAM16	23.540	13.890	12.590
10.00	27550	1.00	#Mid	QAM16	23.550	13.900	12.600
10.00	27550	1.00	#Max	QAM16	23.400	13.750	12.450
10.00	27550	25.00	#0	QAM16	22.520	12.870	11.570
10.00	27550	25.00	#Mid	QAM16	22.510	12.860	11.560
10.00	27550	25.00	#Max	QAM16	22.550	12.900	11.600
10.00	27550	50.00	#0	QAM16	22.430	12.780	11.480
10.00	27590	1.00	#0	QAM16	23.550	13.900	12.600



10.00	27590	1.00	#Mid	QAM16	23.440	13.790	12.490
10.00	27590	1.00	#Max	QAM16	23.420	13.770	12.470
10.00	27590	25.00	#0	QAM16	22.520	12.870	11.570
10.00	27590	25.00	#Mid	QAM16	22.470	12.820	11.520
10.00	27590	25.00	#Max	QAM16	22.490	12.840	11.540
10.00	27590	50.00	#0	QAM16	22.450	12.800	11.500
15.00	27535	1.00	#0	QAM16	23.410	13.760	12.460
15.00	27535	1.00	#Mid	QAM16	23.540	13.890	12.590
15.00	27535	1.00	#Max	QAM16	23.320	13.670	12.370
15.00	27535	36.00	#0	QAM16	22.390	12.740	11.440
15.00	27535	36.00	#Mid	QAM16	22.350	12.700	11.400
15.00	27535	36.00	#Max	QAM16	22.340	12.690	11.390
15.00	27535	75.00	#0	QAM16	22.350	12.700	11.400
15.00	27550	1.00	#0	QAM16	23.300	13.650	12.350
15.00	27550	1.00	#Mid	QAM16	23.180	13.530	12.230
15.00	27550	1.00	#Max	QAM16	23.160	13.510	12.210
15.00	27550	36.00	#0	QAM16	22.360	12.710	11.410
15.00	27550	36.00	#Mid	QAM16	22.370	12.720	11.420
15.00	27550	36.00	#Max	QAM16	22.320	12.670	11.370
15.00	27550	75.00	#0	QAM16	22.320	12.670	11.370
15.00	27565	1.00	#0	QAM16	23.290	13.640	12.340
15.00	27565	1.00	#Mid	QAM16	23.370	13.720	12.420
15.00	27565	1.00	#Max	QAM16	23.210	13.560	12.260
15.00	27565	36.00	#0	QAM16	22.350	12.700	11.400
15.00	27565	36.00	#Mid	QAM16	22.340	12.690	11.390
15.00	27565	36.00	#Max	QAM16	22.370	12.720	11.420
15.00	27565	75.00	#0	QAM16	22.380	12.730	11.430
3.00	27475	1.00	#0	QAM64	22.820	13.170	11.870
3.00	27475	1.00	#Mid	QAM64	23.020	13.370	12.070
3.00	27475	1.00	#Max	QAM64	22.870	13.220	11.920
3.00	27475	8.00	#0	QAM64	21.690	12.040	10.740
3.00	27475	8.00	#Mid	QAM64	21.660	12.010	10.710
3.00	27475	8.00	#Max	QAM64	21.740	12.090	10.790
3.00	27475	15.00	#0	QAM64	21.720	12.070	10.770
3.00	27550	1.00	#0	QAM64	22.810	13.160	11.860
3.00	27550	1.00	#Mid	QAM64	22.870	13.220	11.920
3.00	27550	1.00	#Max	QAM64	22.760	13.110	11.810
3.00	27550	8.00	#0	QAM64	21.830	12.180	10.880
3.00	27550	8.00	#Mid	QAM64	21.730	12.080	10.780
3.00	27550	8.00	#Max	QAM64	21.780	12.130	10.830
3.00	27550	15.00	#0	QAM64	21.670	12.020	10.720
3.00	27625	1.00	#0	QAM64	22.880	13.230	11.930
3.00	27625	1.00	#Mid	QAM64	22.890	13.240	11.940



3.00	27625	1.00	#Max	QAM64	22.820	13.170	11.870
3.00	27625	8.00	#0	QAM64	21.840	12.190	10.890
3.00	27625	8.00	#Mid	QAM64	21.830	12.180	10.880
3.00	27625	8.00	#Max	QAM64	21.750	12.100	10.800
3.00	27625	15.00	#0	QAM64	21.750	12.100	10.800
5.00	27485	1.00	#0	QAM64	22.760	13.110	11.810
5.00	27485	1.00	#Mid	QAM64	22.820	13.170	11.870
5.00	27485	1.00	#Max	QAM64	22.750	13.100	11.800
5.00	27485	12.00	#0	QAM64	21.680	12.030	10.730
5.00	27485	12.00	#Mid	QAM64	21.720	12.070	10.770
5.00	27485	12.00	#Max	QAM64	21.760	12.110	10.810
5.00	27485	25.00	#0	QAM64	21.760	12.110	10.810
5.00	27550	1.00	#0	QAM64	22.920	13.270	11.970
5.00	27550	1.00	#Mid	QAM64	22.950	13.300	12.000
5.00	27550	1.00	#Max	QAM64	22.800	13.150	11.850
5.00	27550	12.00	#0	QAM64	21.700	12.050	10.750
5.00	27550	12.00	#Mid	QAM64	21.680	12.030	10.730
5.00	27550	12.00	#Max	QAM64	21.740	12.090	10.790
5.00	27550	25.00	#0	QAM64	21.690	12.040	10.740
5.00	27615	1.00	#0	QAM64	22.910	13.260	11.960
5.00	27615	1.00	#Mid	QAM64	22.920	13.270	11.970
5.00	27615	1.00	#Max	QAM64	22.700	13.050	11.750
5.00	27615	12.00	#0	QAM64	21.740	12.090	10.790
5.00	27615	12.00	#Mid	QAM64	21.750	12.100	10.800
5.00	27615	12.00	#Max	QAM64	21.770	12.120	10.820
5.00	27615	25.00	#0	QAM64	21.720	12.070	10.770
10.00	27510	1.00	#0	QAM64	23.050	13.400	12.100
10.00	27510	1.00	#Mid	QAM64	22.970	13.320	12.020
10.00	27510	1.00	#Max	QAM64	22.870	13.220	11.920
10.00	27510	25.00	#0	QAM64	21.740	12.090	10.790
10.00	27510	25.00	#Mid	QAM64	21.780	12.130	10.830
10.00	27510	25.00	#Max	QAM64	21.790	12.140	10.840
10.00	27510	50.00	#0	QAM64	21.730	12.080	10.780
10.00	27550	1.00	#0	QAM64	22.960	13.310	12.010
10.00	27550	1.00	#Mid	QAM64	22.890	13.240	11.940
10.00	27550	1.00	#Max	QAM64	22.720	13.070	11.770
10.00	27550	25.00	#0	QAM64	21.780	12.130	10.830
10.00	27550	25.00	#Mid	QAM64	21.700	12.050	10.750
10.00	27550	25.00	#Max	QAM64	21.780	12.130	10.830
10.00	27550	50.00	#0	QAM64	21.680	12.030	10.730
10.00	27590	1.00	#0	QAM64	22.810	13.160	11.860
10.00	27590	1.00	#Mid	QAM64	22.840	13.190	11.890
10.00	27590	1.00	#Max	QAM64	22.700	13.050	11.750



10.00	27590	25.00	#0	QAM64	21.700	12.050	10.750
10.00	27590	25.00	#Mid	QAM64	21.720	12.070	10.770
10.00	27590	25.00	#Max	QAM64	21.810	12.160	10.860
10.00	27590	50.00	#0	QAM64	21.680	12.030	10.730
15.00	27535	1.00	#0	QAM64	22.820	13.170	11.870
15.00	27535	1.00	#Mid	QAM64	22.760	13.110	11.810
15.00	27535	1.00	#Max	QAM64	22.740	13.090	11.790
15.00	27535	36.00	#0	QAM64	21.580	11.930	10.630
15.00	27535	36.00	#Mid	QAM64	21.570	11.920	10.620
15.00	27535	36.00	#Max	QAM64	21.610	11.960	10.660
15.00	27535	75.00	#0	QAM64	21.580	11.930	10.630
15.00	27550	1.00	#0	QAM64	22.590	12.940	11.640
15.00	27550	1.00	#Mid	QAM64	22.800	13.150	11.850
15.00	27550	1.00	#Max	QAM64	22.500	12.850	11.550
15.00	27550	36.00	#0	QAM64	21.600	11.950	10.650
15.00	27550	36.00	#Mid	QAM64	21.540	11.890	10.590
15.00	27550	36.00	#Max	QAM64	21.610	11.960	10.660
15.00	27550	75.00	#0	QAM64	21.570	11.920	10.620
15.00	27565	1.00	#0	QAM64	22.690	13.040	11.740
15.00	27565	1.00	#Mid	QAM64	22.820	13.170	11.870
15.00	27565	1.00	#Max	QAM64	22.670	13.020	11.720
15.00	27565	36.00	#0	QAM64	21.520	11.870	10.570
15.00	27565	36.00	#Mid	QAM64	21.580	11.930	10.630
15.00	27565	36.00	#Max	QAM64	21.570	11.920	10.620
15.00	27565	75.00	#0	QAM64	21.510	11.860	10.560



6.2 Occupied Bandwidth

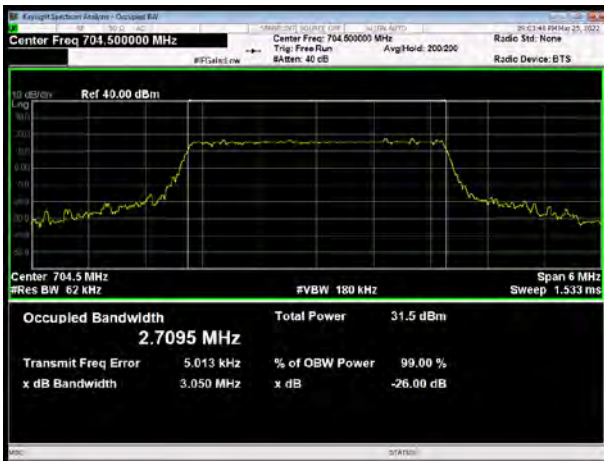
LTE Band 28 subset 1						
RB	Modulation	Bandwidth (MHz)	Channel	Frequency (MHz)	99% Power Bandwidth(MHz)	-26dBc Bandwidth(MHz)
100%	QPSK	3	27225	704.5	2.710	3.050
			27275	709	2.702	3.062
			27325	714.5	2.707	3.042
		5	27235	705.5	4.511	5.108
			27275	709	4.517	5.071
			27315	713.5	4.540	5.080
		10	27260	708	8.994	9.696
			27275	709	8.991	10.048
			27290	711	8.982	9.916
	16QAM	3	27225	704.5	2.693	3.053
			27275	709	2.712	3.079
			27325	714.5	2.715	3.072
		5	27235	705.5	4.533	5.102
			27275	709	4.511	5.129
			27315	713.5	4.526	5.059
		10	27260	708	8.995	10.060
			27275	709	8.961	9.932
			27290	711	8.972	9.812
	64QAM	3	27225	704.5	2.704	3.029
			27275	709	2.701	3.035
			27325	714.5	2.709	3.061
		5	27235	705.5	4.527	5.132
			27275	709	4.527	5.176
			27315	713.5	4.519	5.086
		10	27260	708	8.980	9.798
			27275	709	8.965	9.776
			27290	711	9.023	9.837



LTE Band 28 subset 2						
RB	Modulation	Bandwidth (MHz)	Channel	Frequency (MHz)	99% Power Bandwidth(MHz)	-26dBc Bandwidth(MHz)
100%	QPSK	3	27475	729.5	2.706	3.047
			27550	737	2.705	3.025
			27625	744.5	2.700	3.042
		5	27485	730.5	4.542	5.055
			27550	737	4.525	5.060
			27615	743.5	4.526	5.158
		10	27510	733	8.982	9.751
			27550	737	8.997	10.041
			27590	741	8.995	9.872
		15	27535	735.5	13.471	14.729
			27550	737	13.507	14.822
			27565	738.5	13.472	14.933
	16QAM	3	27475	729.5	2.714	3.061
			27550	737	2.707	3.071
			27625	744.5	2.705	3.086
		5	27485	730.5	4.519	5.089
			27550	737	4.527	5.093
			27615	743.5	4.514	5.120
		10	27510	733	9.033	9.981
			27550	737	9.003	9.840
			27590	741	8.980	9.794
		15	27535	735.5	13.487	14.789
			27550	737	13.495	14.603
			27565	738.5	13.510	14.718
	64QAM	3	27475	729.5	2.700	3.042
			27550	737	2.700	3.051
			27625	744.5	2.714	2.994
		5	27485	730.5	4.525	5.071
			27550	737	4.523	5.164
			27615	743.5	4.526	5.181
10		27510	733	8.962	9.842	
		27550	737	9.007	9.839	
		27590	741	8.972	9.846	
15		27535	735.5	13.493	14.630	
		27550	737	13.507	14.718	
		27565	738.5	13.518	14.680	



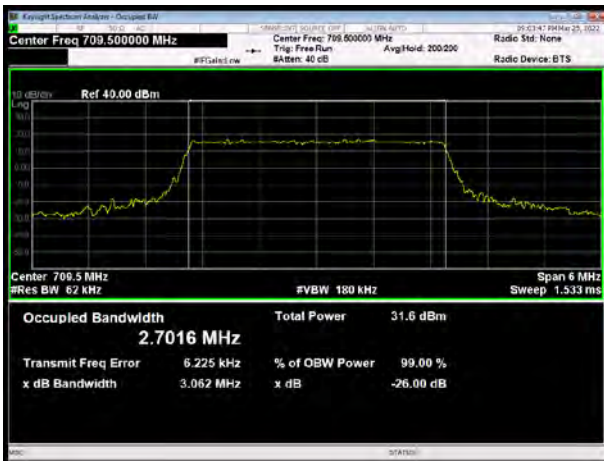
LTE band 28 subset 1 QPSK 3MHz CH-Low



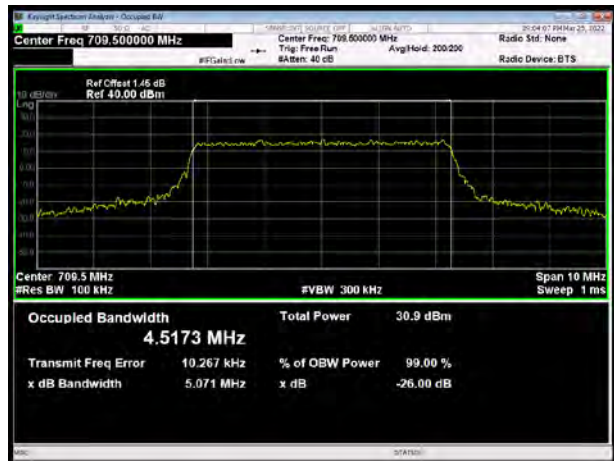
LTE band 28 subset 1 QPSK 5MHz CH-Low



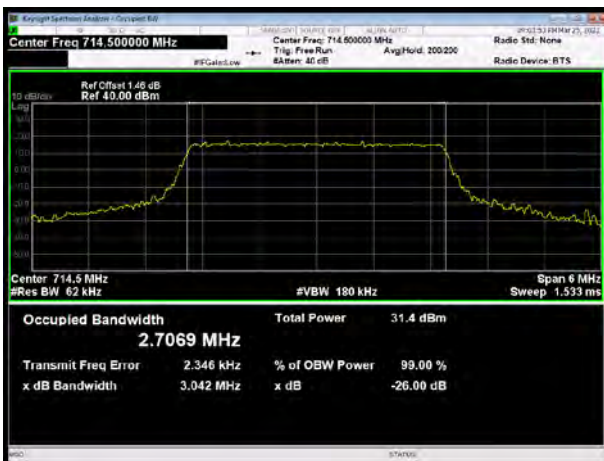
LTE band 28 subset 1 QPSK 3MHz CH-Middle



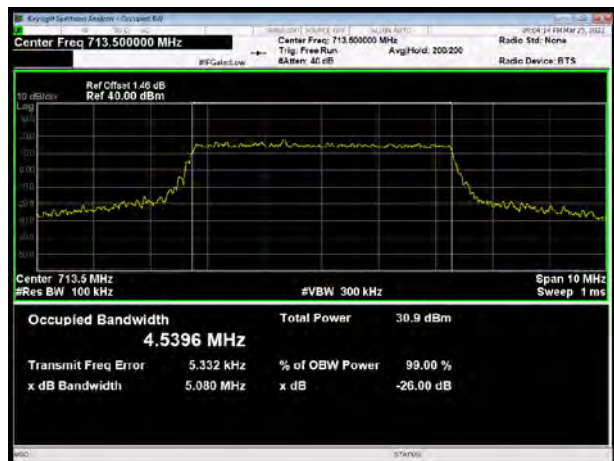
LTE band 28 subset 1 QPSK 5MHz CH-Middle



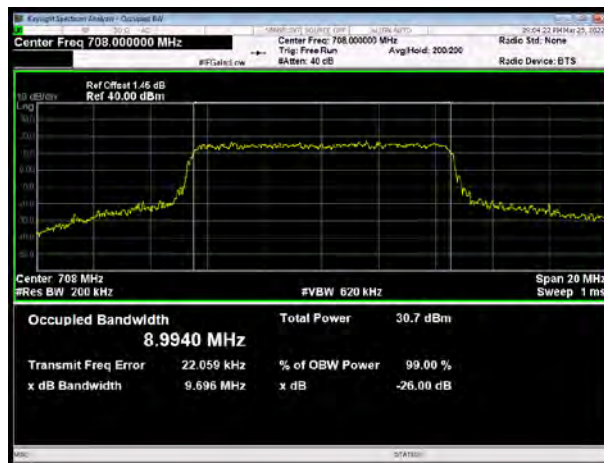
LTE band 28 subset 1 QPSK 3MHz CH-High



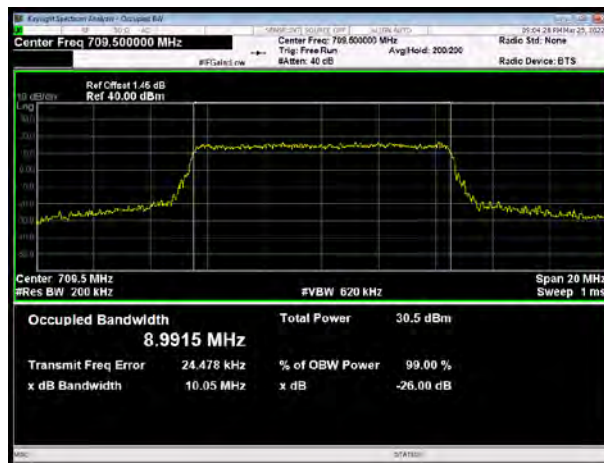
LTE band 28 subset 1 QPSK 5MHz CH-High



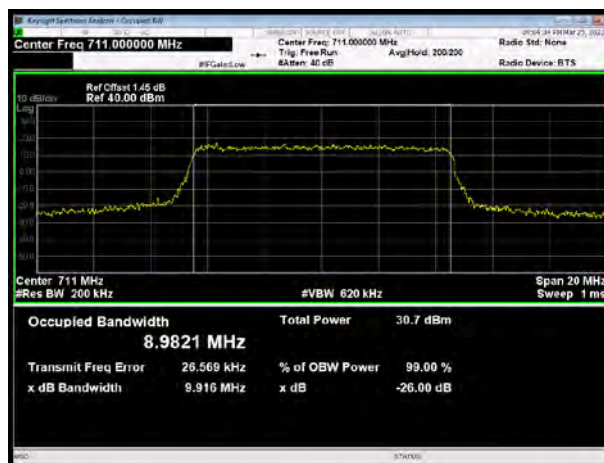
LTE band 28 subset 1 QPSK 10MHz CH-Low



LTE band 28 subset 1 QPSK 10MHz CH-Middle

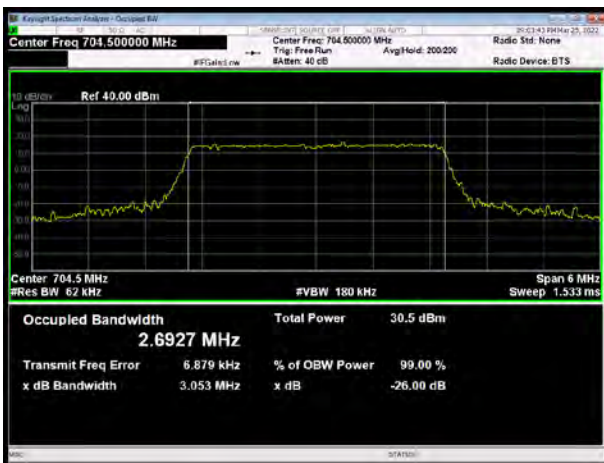


LTE band 28 subset 1 QPSK 10MHz CH-High

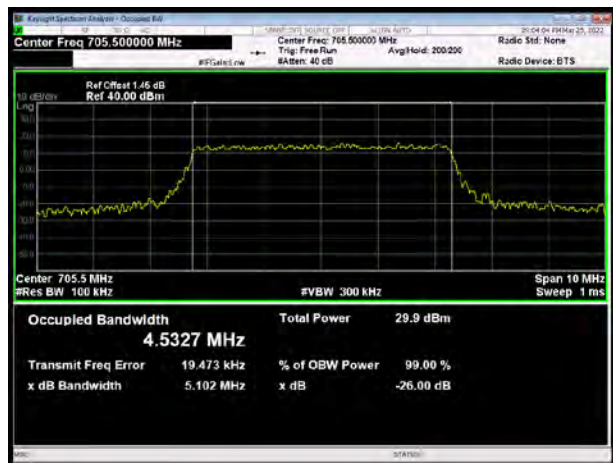




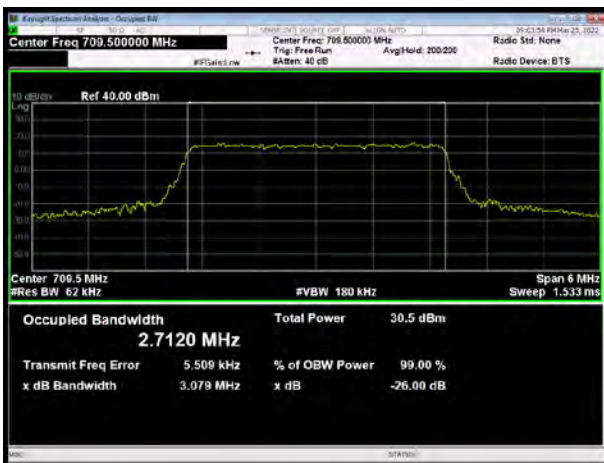
LTE band 28 subset 1 16QAM 3MHz CH-Low



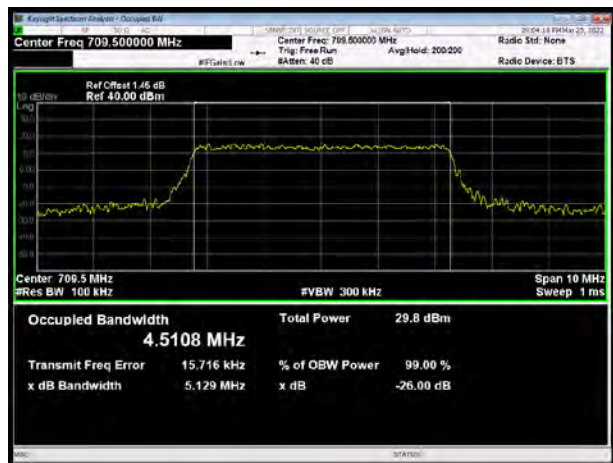
LTE band 28 subset 1 16QAM 5MHz CH-Low



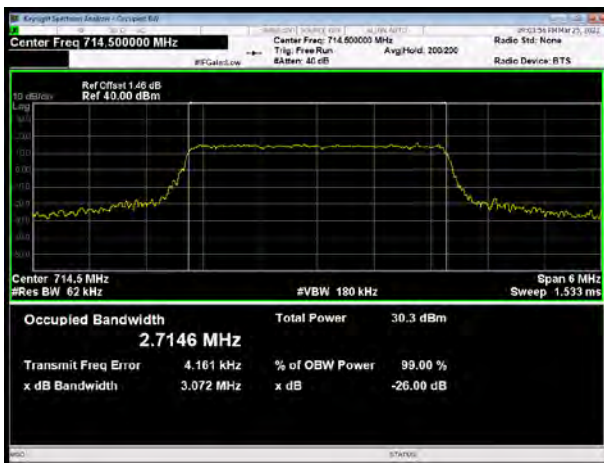
LTE band 28 subset 1 16QAM 3MHz CH-Middle



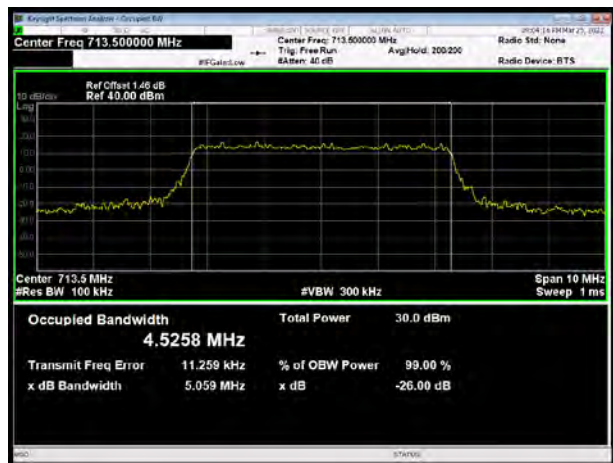
LTE band 28 subset 1 16QAM 5MHz CH-Middle



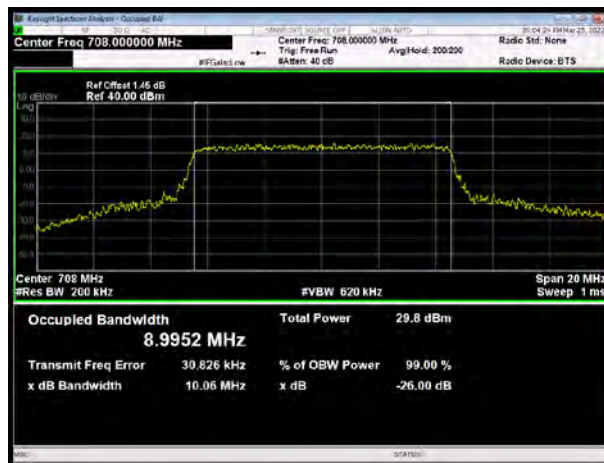
LTE band 28 subset 1 16QAM 3MHz CH-High



LTE band 28 subset 1 16QAM 5MHz CH-High



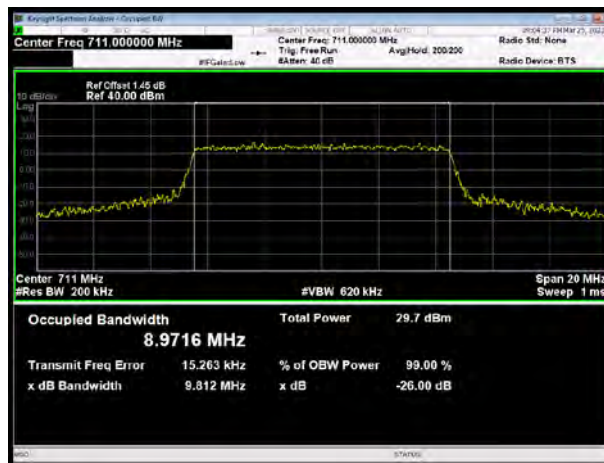
LTE band 28 subset 1 16QAM 10MHz CH-Low



LTE band 28 subset 1 16QAM 10MHz CH-Middle

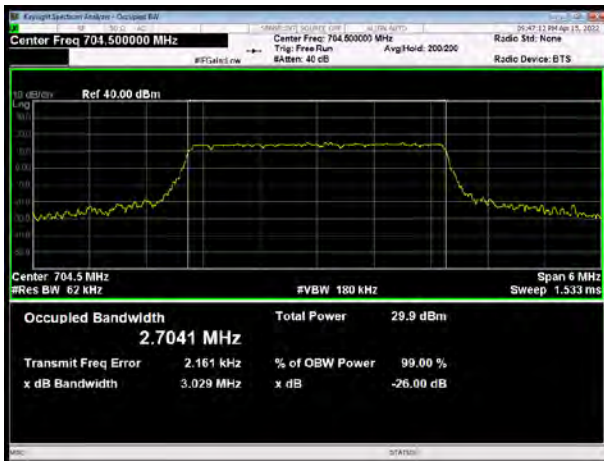


LTE band 28 subset 1 16QAM 10MHz CH-High

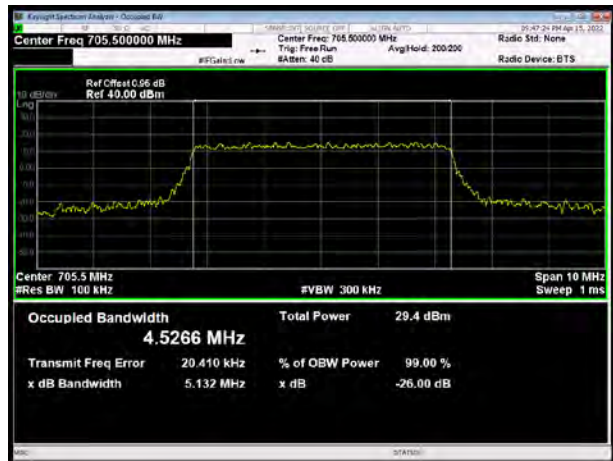




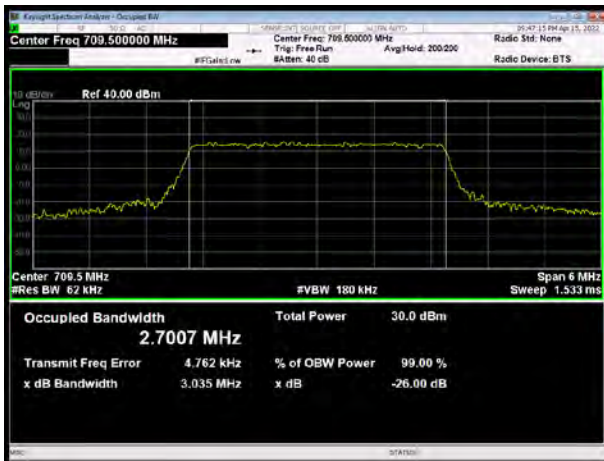
LTE band 28 subset 1 64QAM 3MHz CH-Low



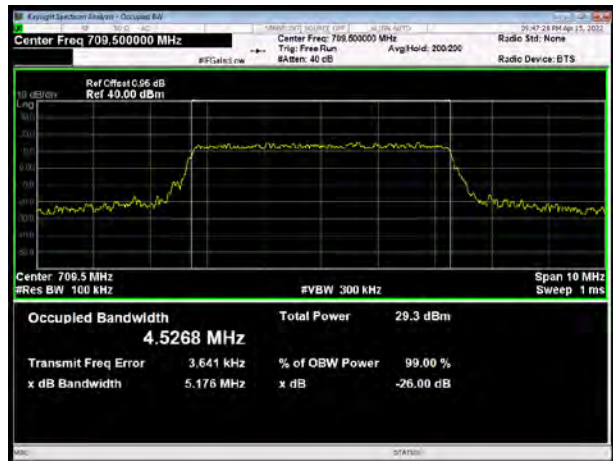
LTE band 28 subset 1 64QAM 5MHz CH-Low



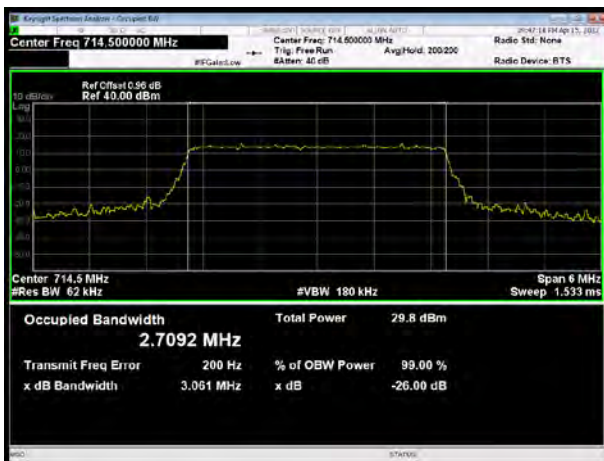
LTE band 28 subset 1 64QAM 3MHz CH-Middle



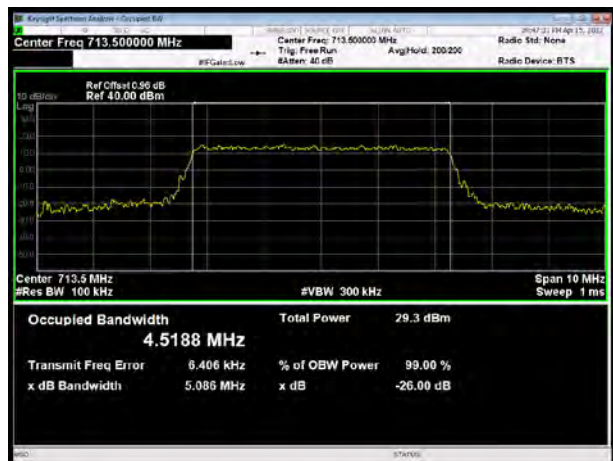
LTE band 28 subset 1 64QAM 5MHz CH-Middle



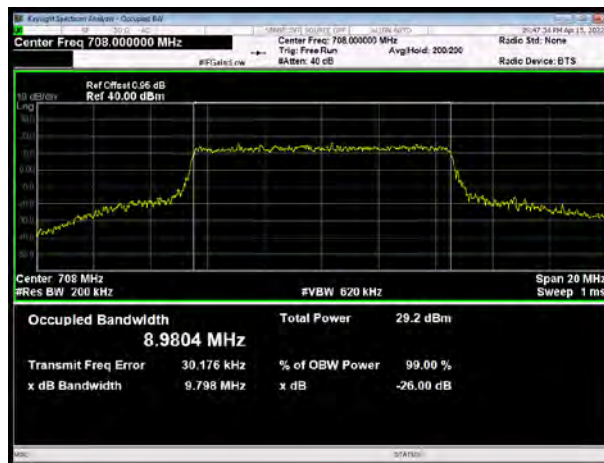
LTE band 28 subset 1 64QAM 3MHz CH-High



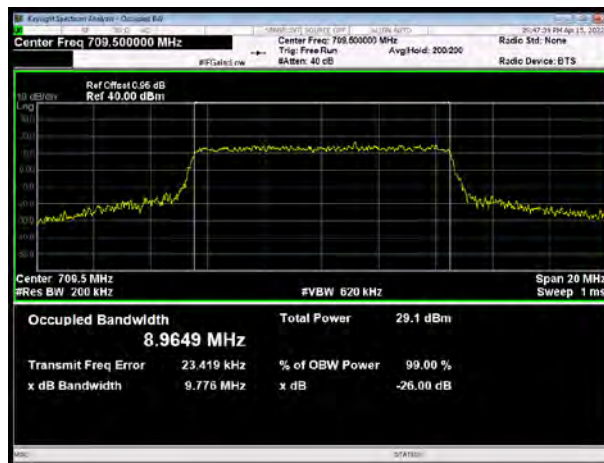
LTE band 28 subset 1 64QAM 5MHz CH-High



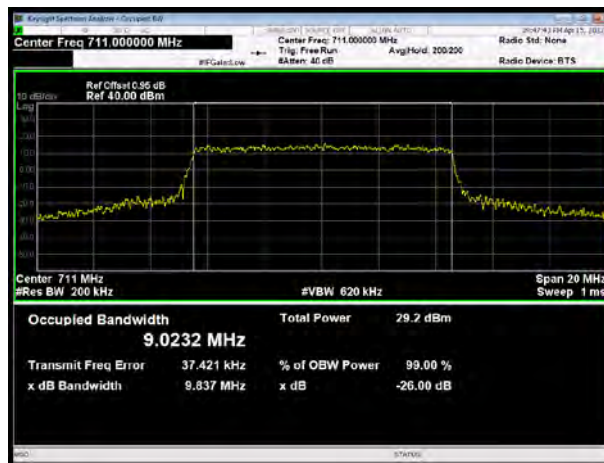
LTE band 28 subset 1 64QAM 10MHz CH-Low



LTE band 28 subset 1 64QAM 10MHz CH-Middle

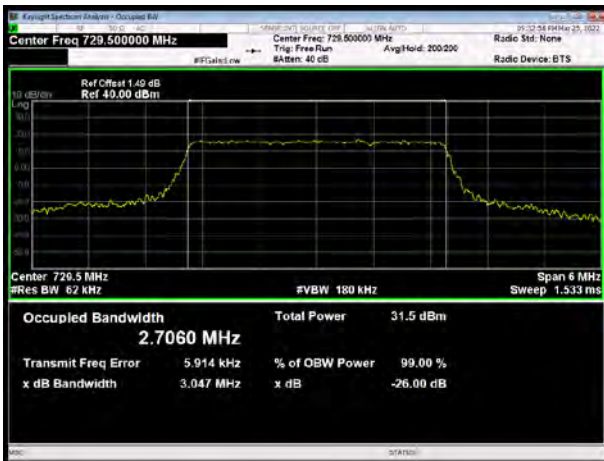


LTE band 28 subset 1 64QAM 10MHz CH-High





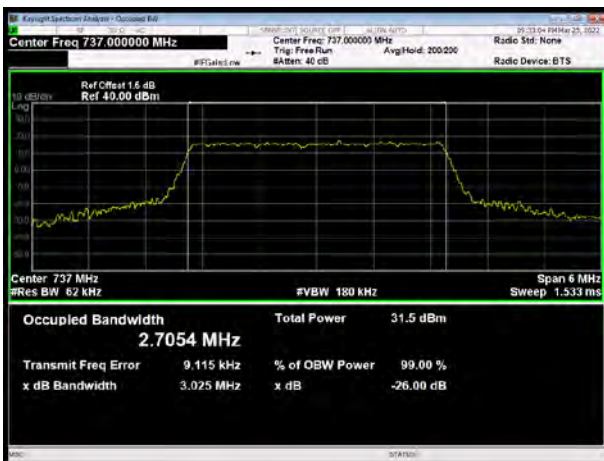
LTE band 28 subset 2 QPSK 3MHz CH-Low



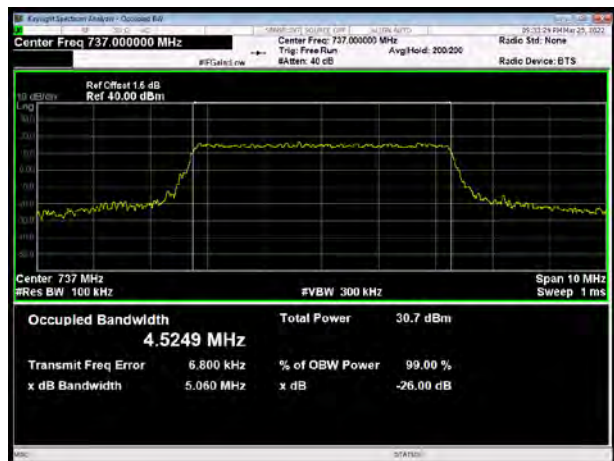
LTE band 28 subset 2 QPSK 5MHz CH-Low



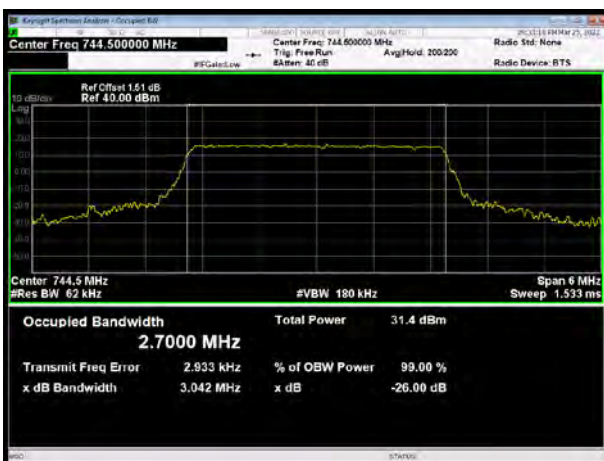
LTE band 28 subset 2 QPSK 3MHz CH-Middle



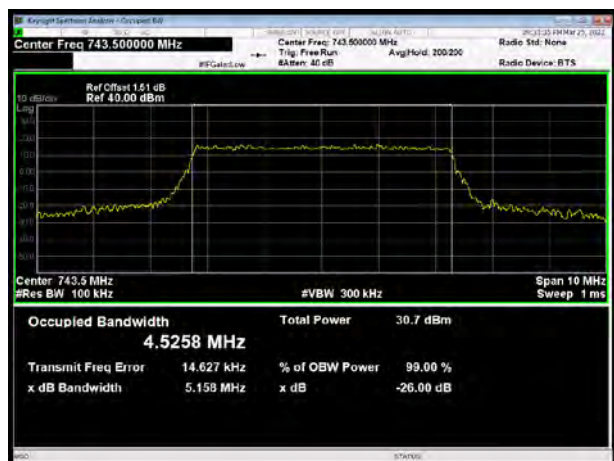
LTE band 28 subset 2 QPSK 5MHz CH-Middle



LTE band 28 subset 2 QPSK 3MHz CH-High

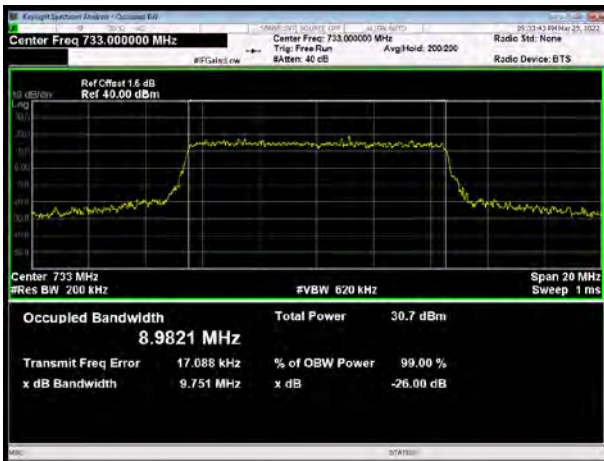


LTE band 28 subset 2 QPSK 5MHz CH-High

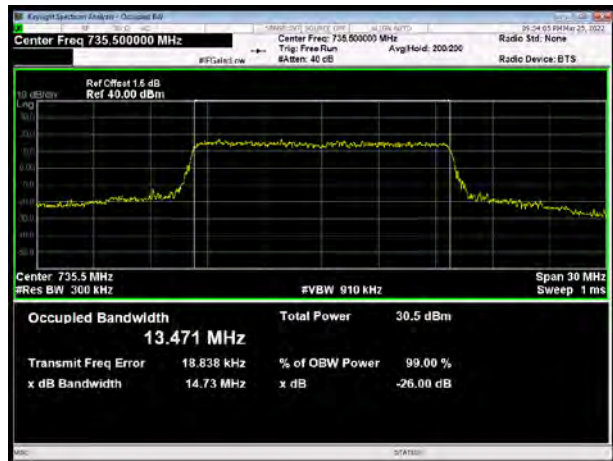




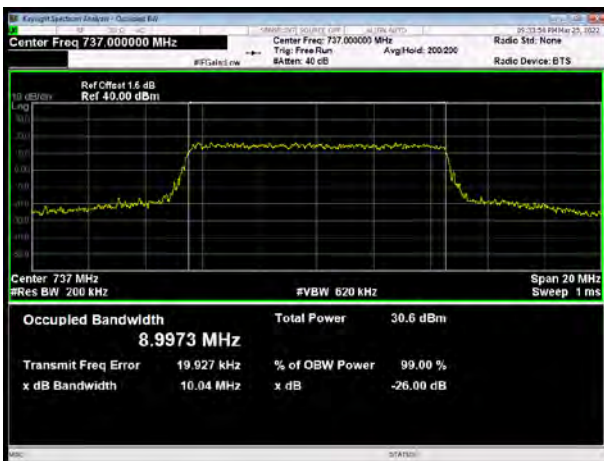
LTE band 28 subset 2 QPSK 10MHz CH-Low



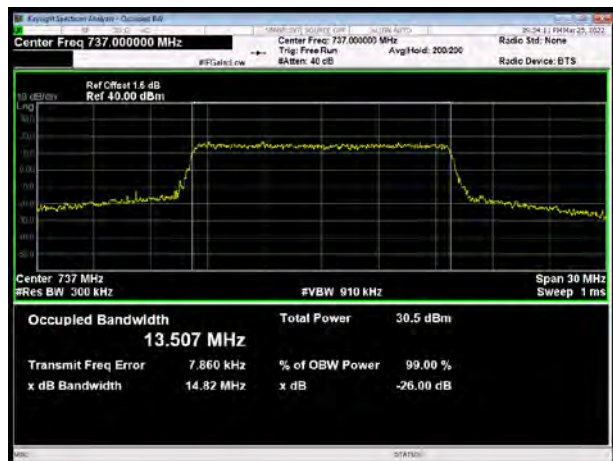
LTE band 28 subset 2 QPSK 15MHz CH-Low



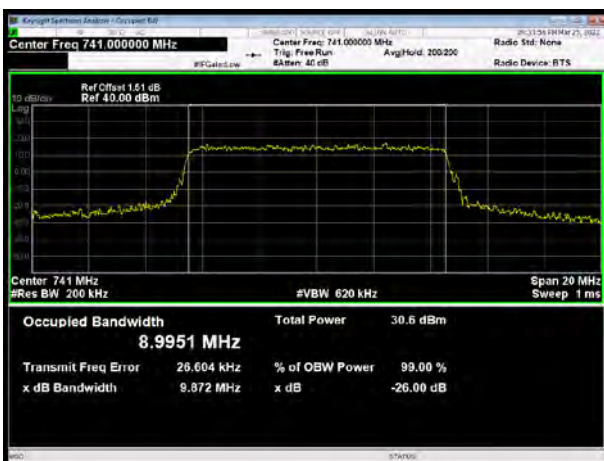
LTE band 28 subset 2 QPSK 10MHz CH-Middle



LTE band 28 subset 2 QPSK 15MHz CH-Middle



LTE band 28 subset 2 QPSK 10MHz CH-High

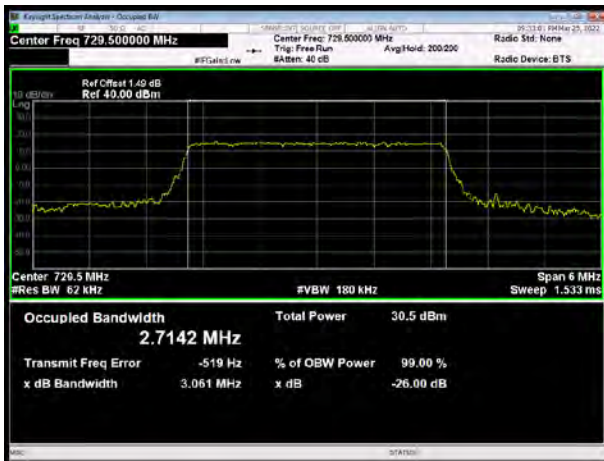


LTE band 28 subset 2 QPSK 15MHz CH-High

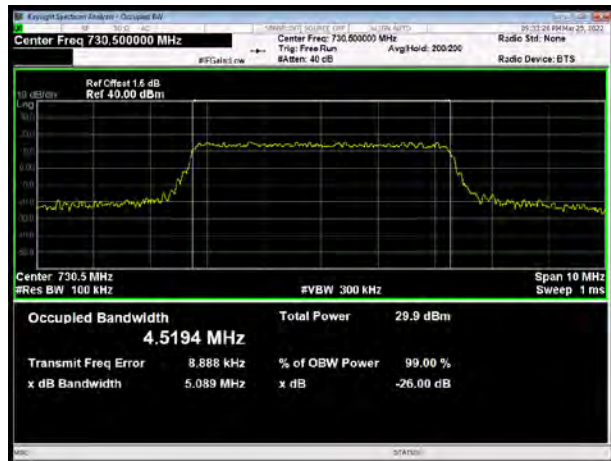




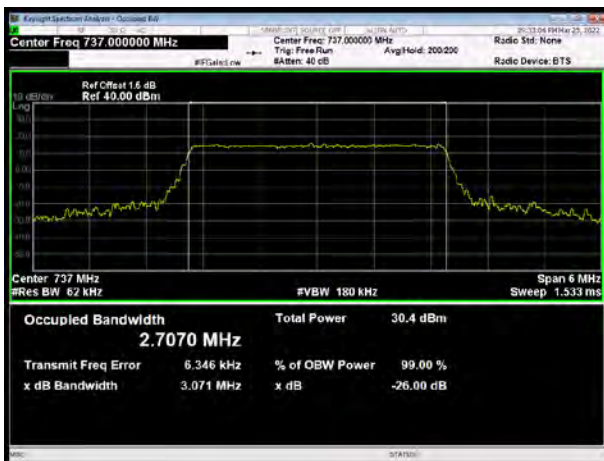
LTE band 28 subset 2 16QAM 3MHz CH-Low



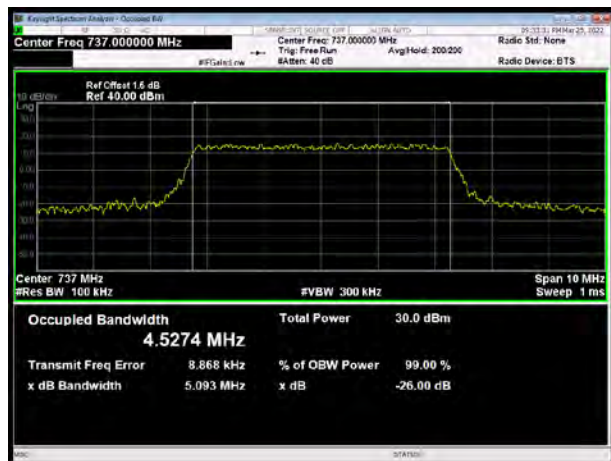
LTE band 28 subset 2 16QAM 5MHz CH-Low



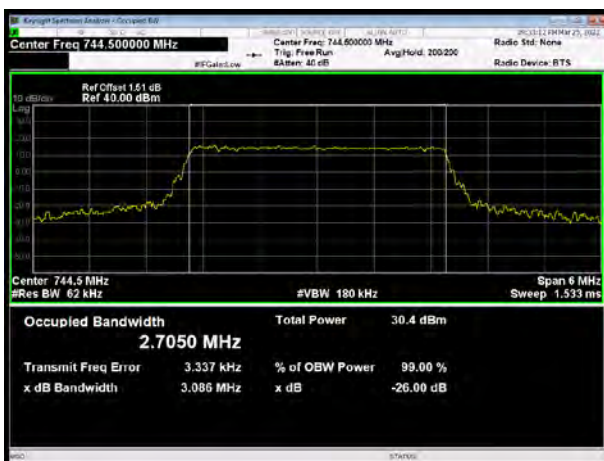
LTE band 28 subset 2 16QAM 3MHz CH-Middle



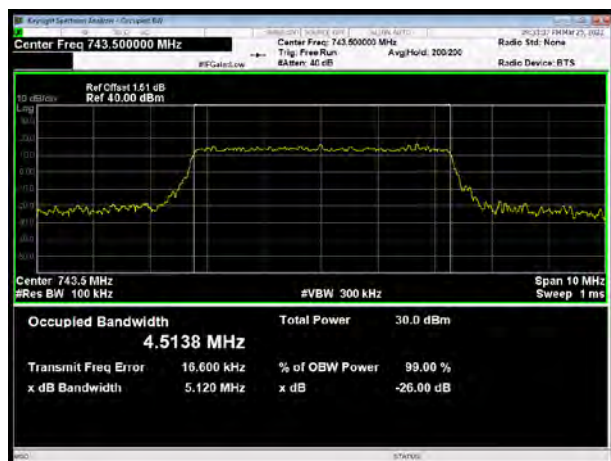
LTE band 28 subset 2 16QAM 5MHz CH-Middle



LTE band 28 subset 2 16QAM 3MHz CH-High



LTE band 28 subset 2 16QAM 5MHz CH-High

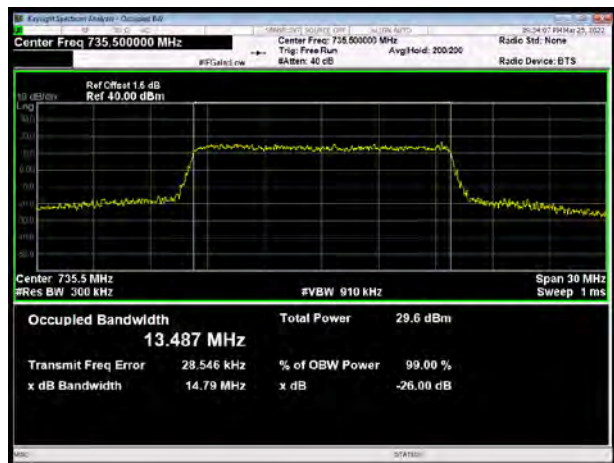




LTE band 28 subset 2 16QAM 10MHz CH-Low



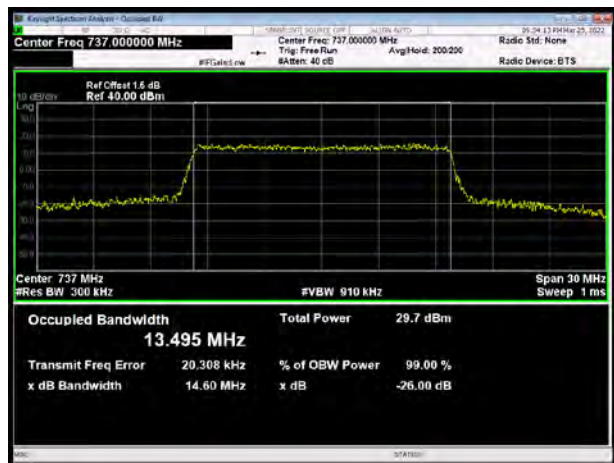
LTE band 28 subset 2 16QAM 15MHz CH-Low



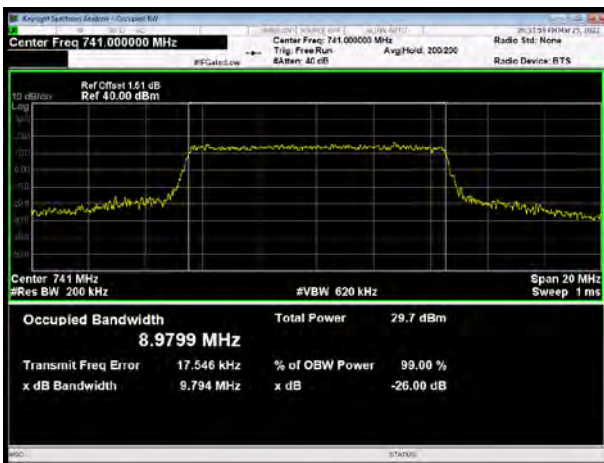
LTE band 28 subset 2 16QAM 10MHz CH-Middle



LTE band 28 subset 2 16QAM 15MHz CH-Middle



LTE band 28 subset 2 16QAM 10MHz CH-High

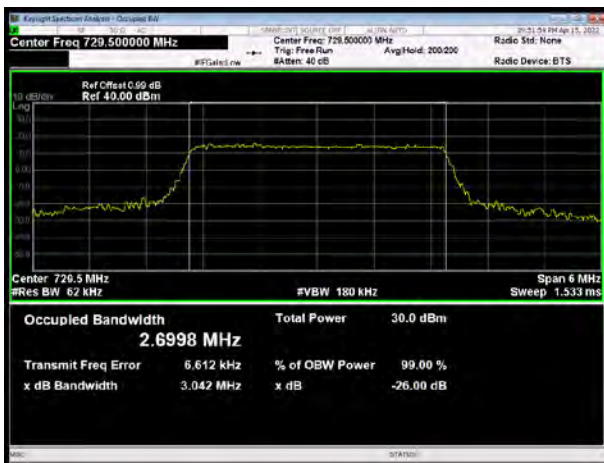


LTE band 28 subset 2 16QAM 15MHz CH-High

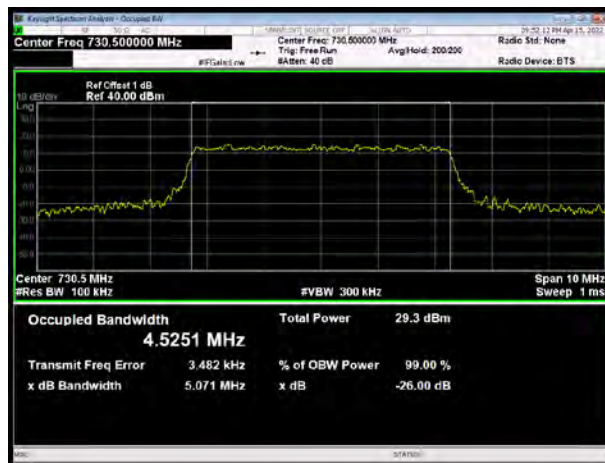




LTE band 28 subset 2 64QAM 3MHz CH-Low



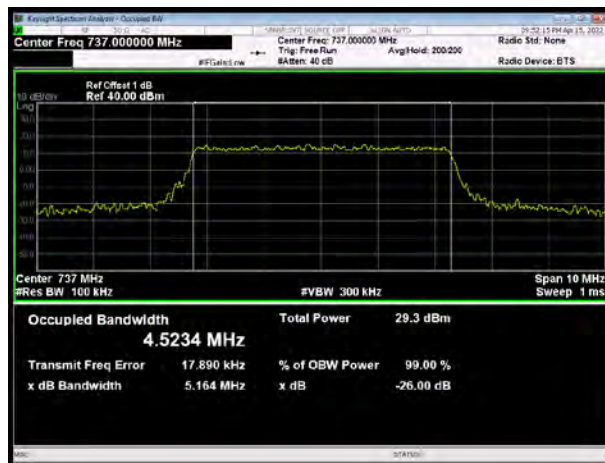
LTE band 28 subset 2 64QAM 5MHz CH-Low



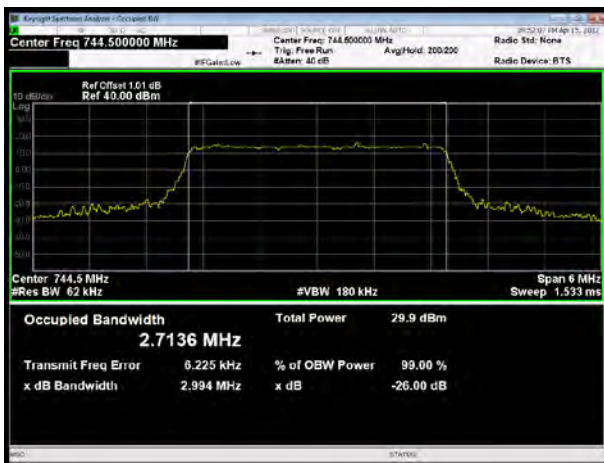
LTE band 28 subset 2 64QAM 3MHz CH-Middle



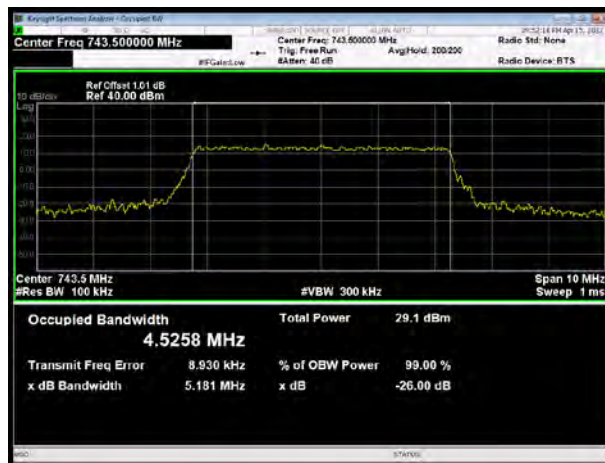
LTE band 28 subset 2 64QAM 5MHz CH-Middle



LTE band 28 subset 2 64QAM 3MHz CH-High



LTE band 28 subset 2 64QAM 5MHz CH-High





LTE band 28 subset 2 64QAM 10MHz CH-Low



LTE band 28 subset 2 64QAM 15MHz CH-Low



LTE band 28 subset 2 64QAM 10MHz CH-Middle



LTE band 28 subset 2 64QAM 15MHz CH-Middle



LTE band 28 subset 2 64QAM 10MHz CH-High



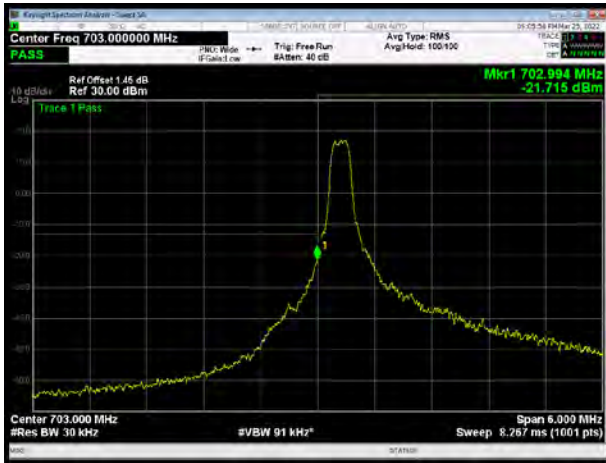
LTE band 28 subset 2 64QAM 15MHz CH-High



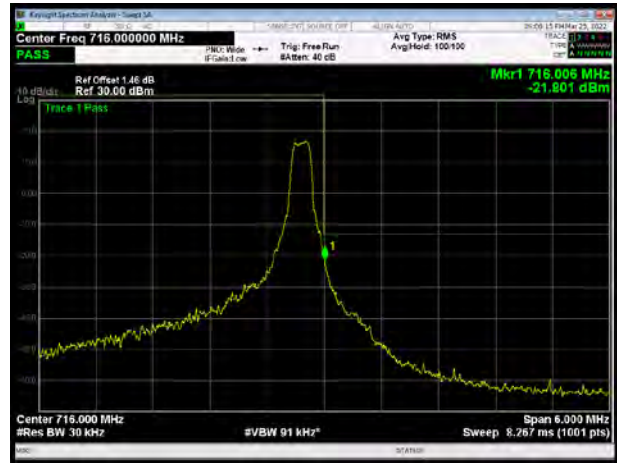
6.3 Band Edge Compliance

All the test traces in the plots shows the test results clearly.

LTE band 28 subset 1 QPSK 3MHz CH-Low, 1 RB



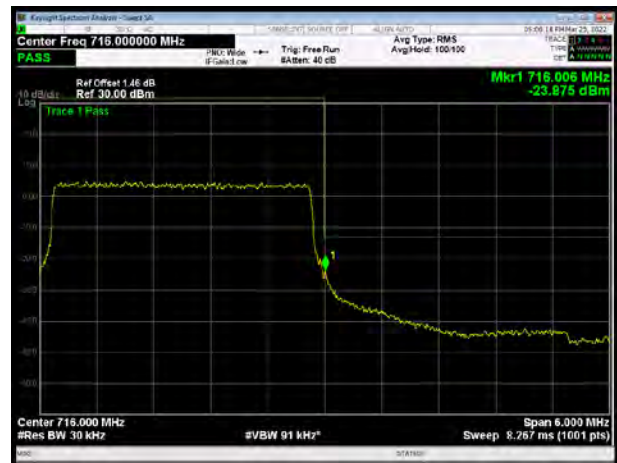
LTE band 28 subset 1 QPSK 3MHz CH-High, 1 RB



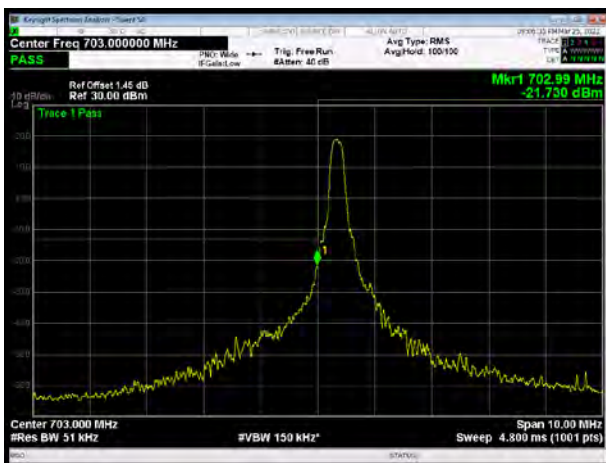
LTE band 28 subset 1 QPSK 3MHz CH-Low, 100%RB



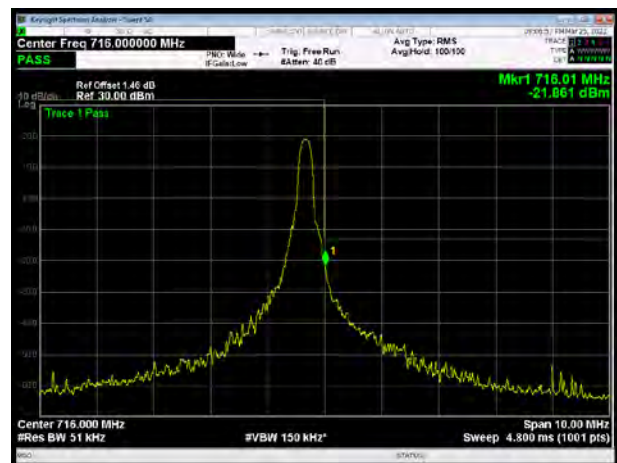
LTE band 28 subset 1 QPSK 3MHz CH-High, 100%RB



LTE band 28 subset 1 QPSK 5MHz CH-Low, 1 RB



LTE band 28 subset 1 QPSK 5MHz CH-High, 1 RB

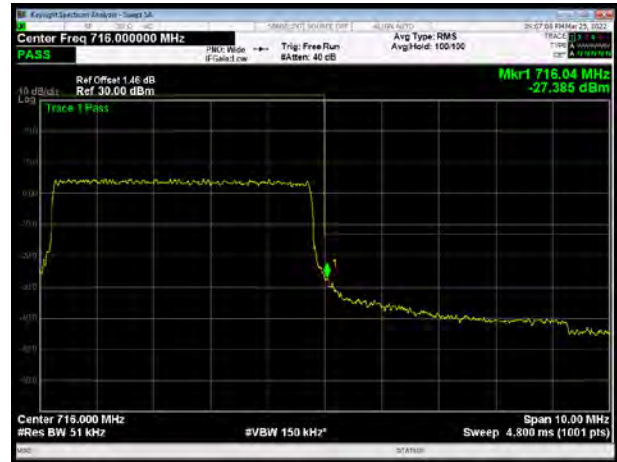




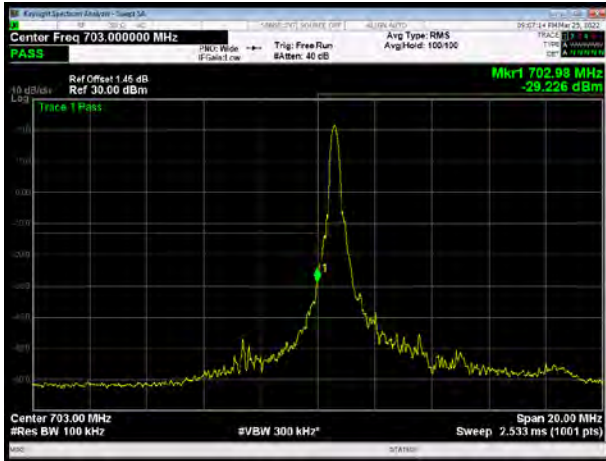
LTE band 28 subset 1 QPSK 5MHz CH-Low, 100%RB



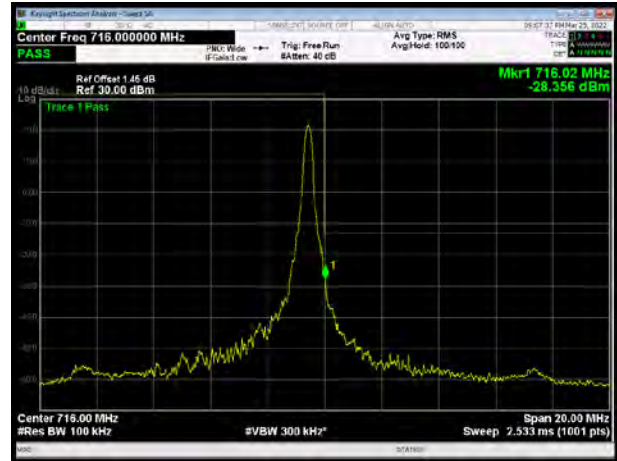
LTE band 28 subset 1 QPSK 5MHz CH-High, 100%RB



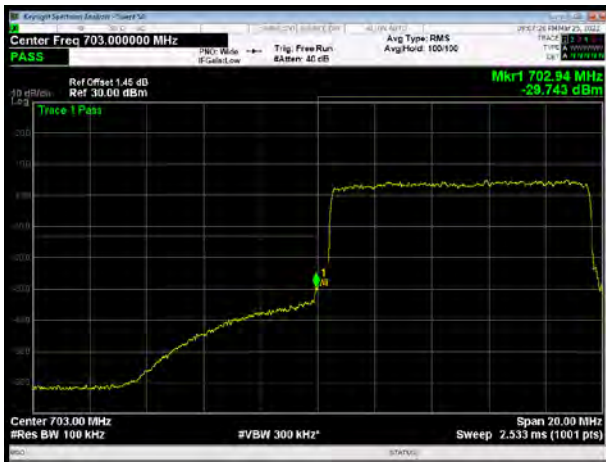
LTE band 28 subset 1 QPSK 10MHz CH-Low, 1 RB



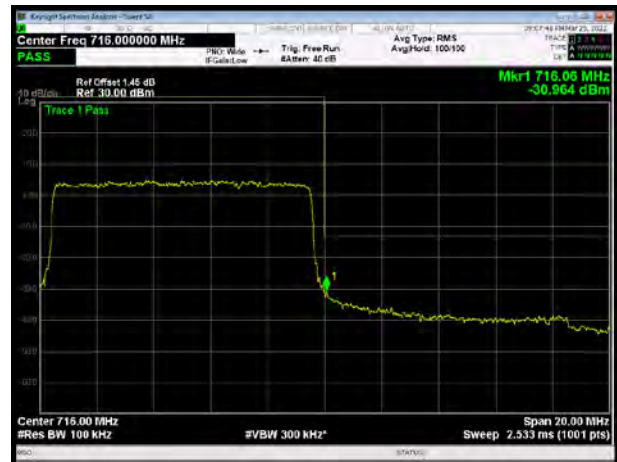
LTE band 28 subset 1 QPSK 10MHz CH-High, 1 RB



LTE band 28 subset 1 QPSK 10MHz CH-Low, 100%RB

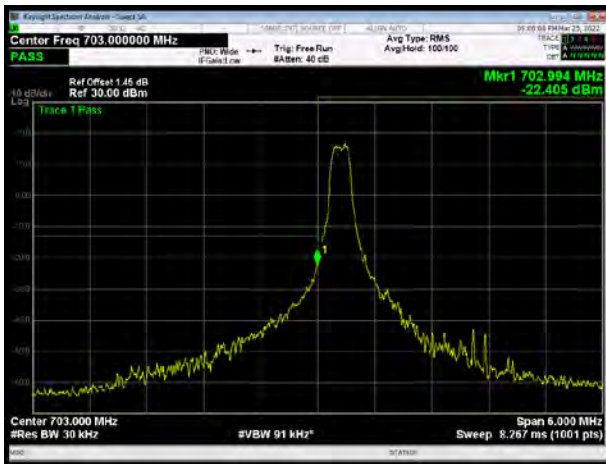


LTE band 28 subset 1 QPSK 10MHz CH-High, 100%RB

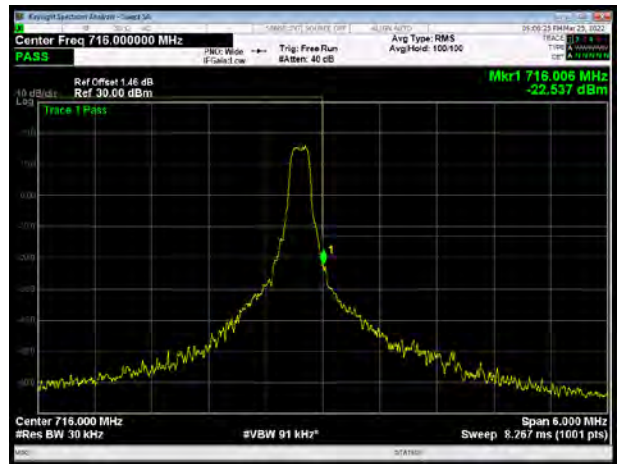




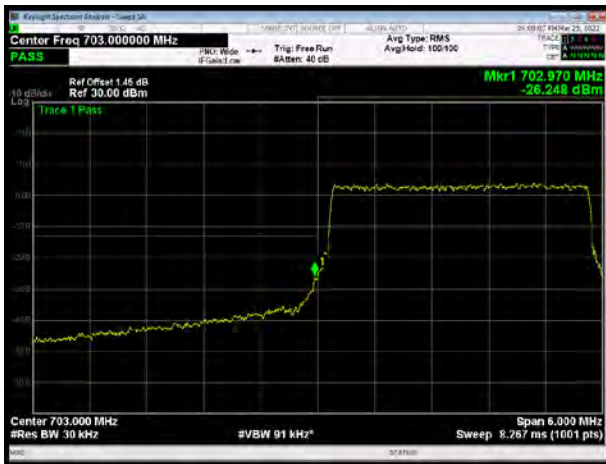
LTE band 28 subset 1 16QAM 3MHz CH-Low, 1 RB



LTE band 28 subset 1 16QAM 3MHz CH-High, 1 RB



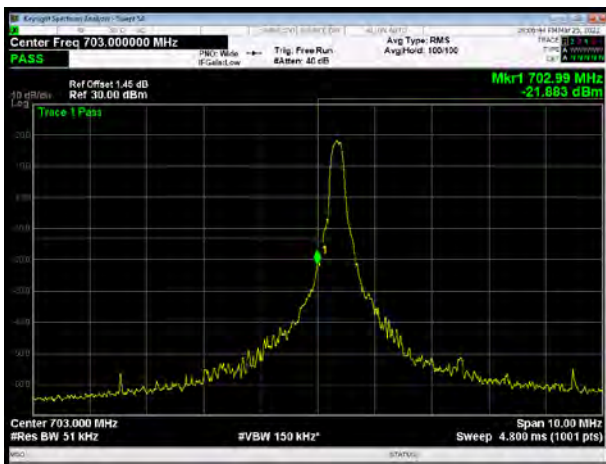
LTE band 28 subset 1 16QAM 3MHz CH-Low, 100%RB



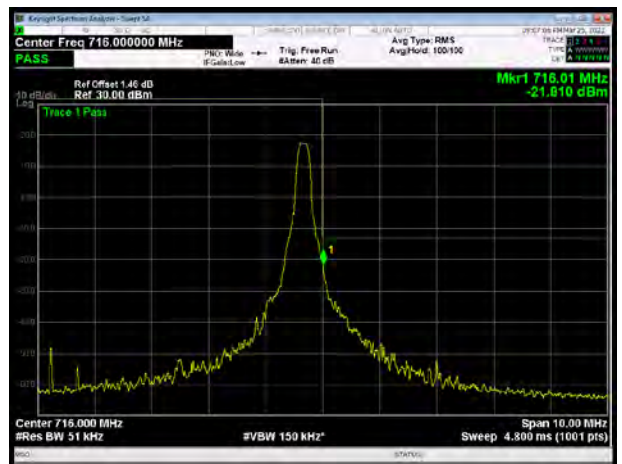
LTE band 28 subset 1 16QAM 3MHz CH-High, 100%RB



LTE band 28 subset 1 16QAM 5MHz CH-Low, 1 RB

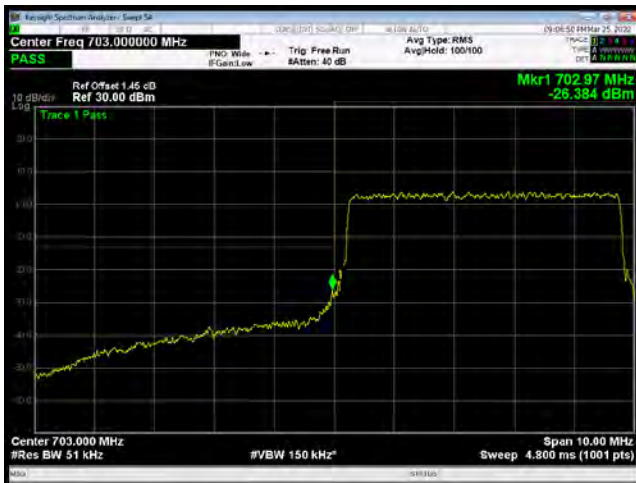


LTE band 28 subset 1 16QAM 5MHz CH-High, 1 RB

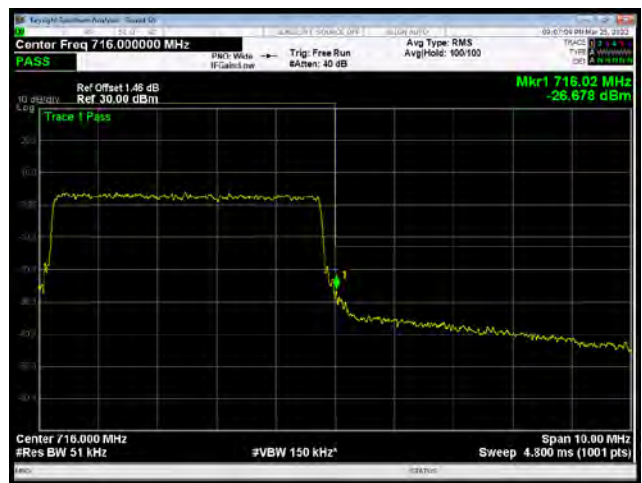




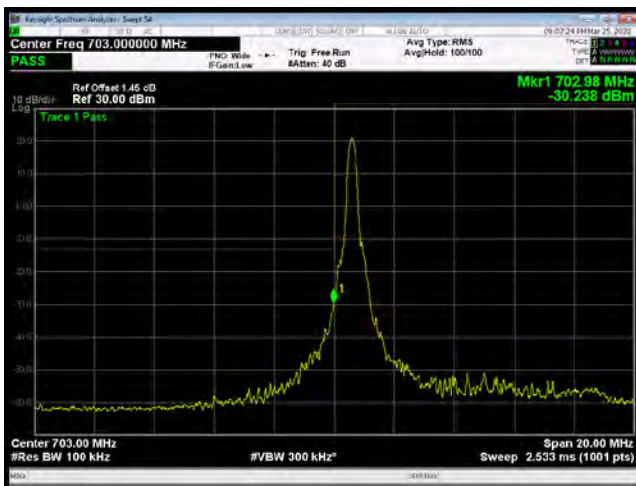
LTE band 28 subset 1 16QAM 5MHz CH-Low, 100%RB



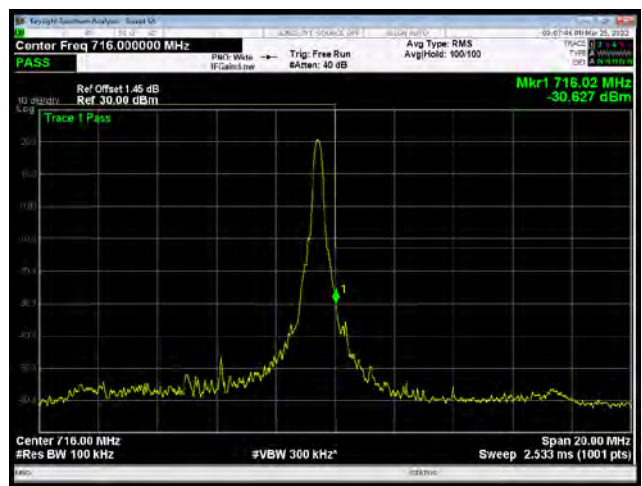
LTE band 28 subset 1 16QAM 5MHz CH-High, 100%RB



LTE band 28 subset 1 16QAM 10MHz CH-Low, 1 RB



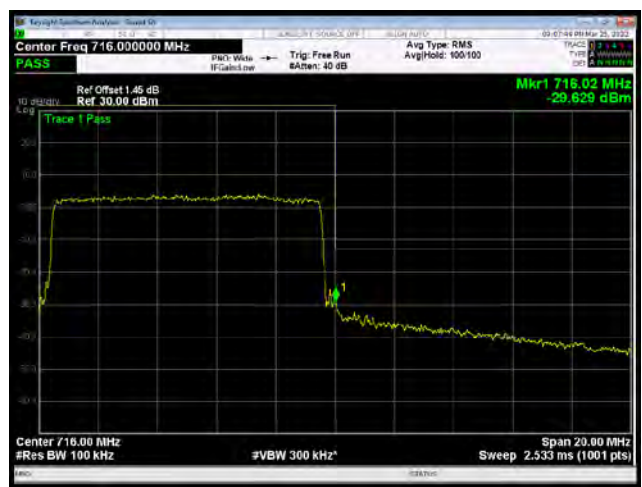
LTE band 28 subset 1 16QAM 10MHz CH-High, 1 RB



LTE band 28 subset 1 16QAM 10MHz CH-Low, 100%RB

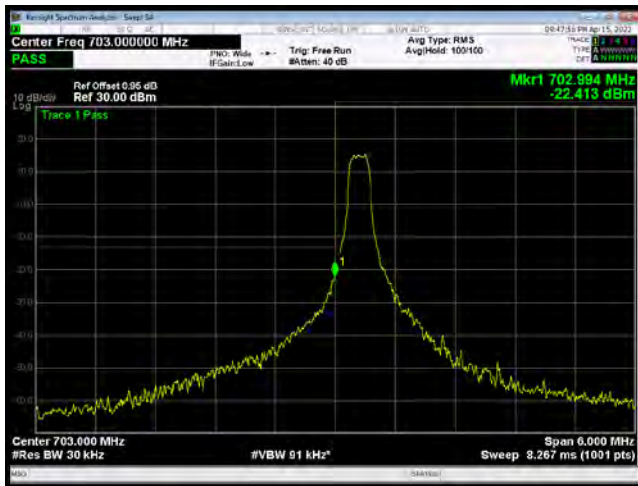


LTE band 28 subset 1 16QAM 10MHz CH-High, 100%RB

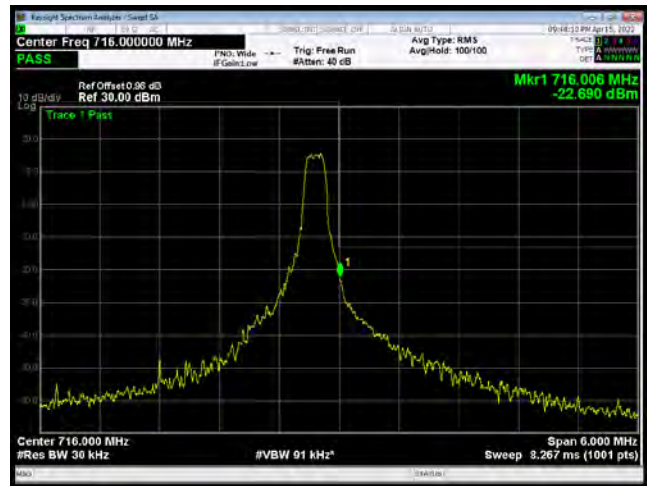




LTE band 28 subset 1 64QAM 3MHz CH-Low, 1 RB



LTE band 28 subset 1 64QAM 3MHz CH-High, 1 RB



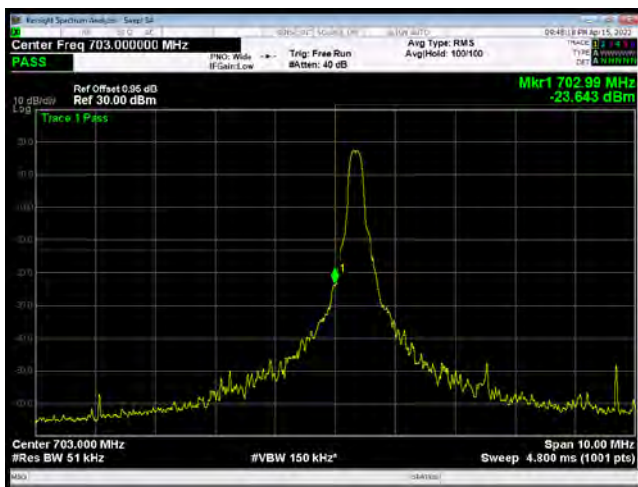
LTE band 28 subset 1 64QAM 3MHz CH-Low, 100%RB



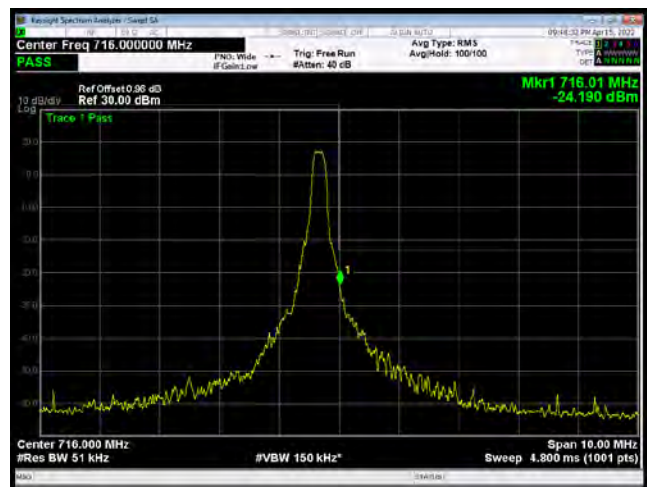
LTE band 28 subset 1 64QAM 3MHz CH-High, 100%RB



LTE band 28 subset 1 64QAM 5MHz CH-Low, 1 RB

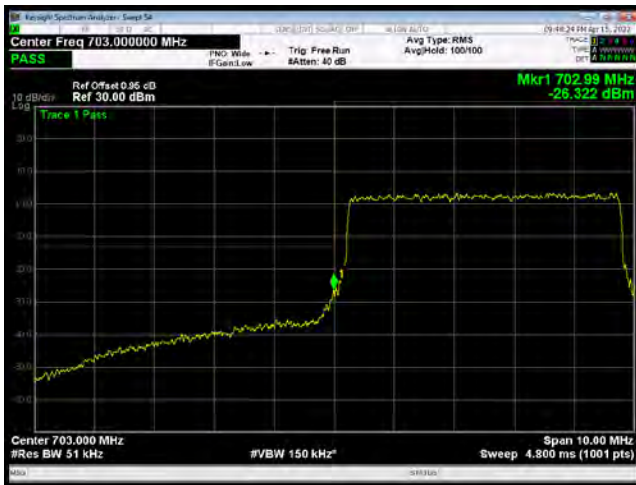


LTE band 28 subset 1 64QAM 5MHz CH-High, 1 RB

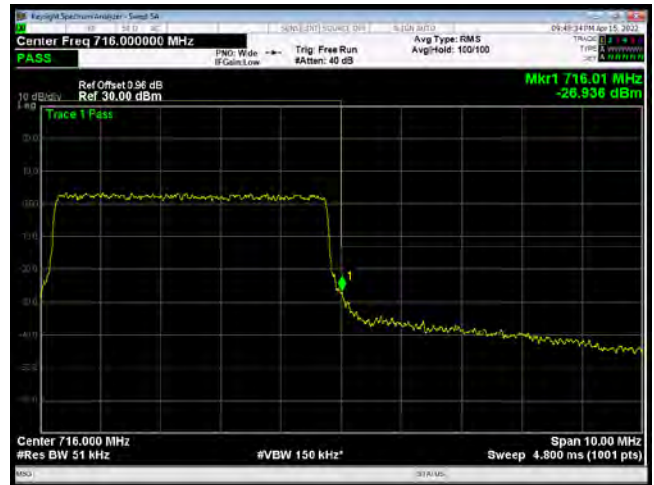




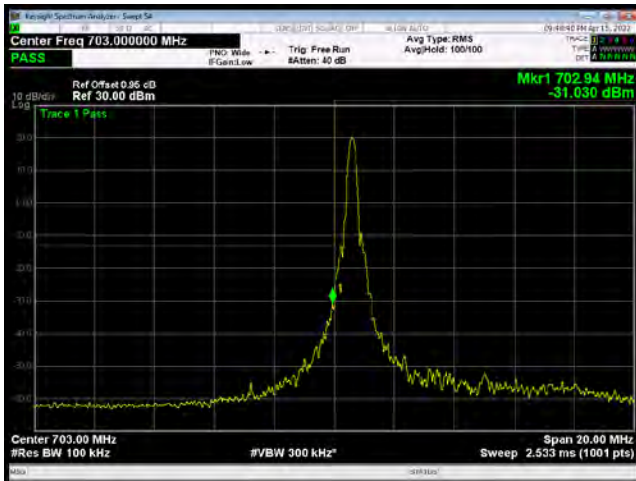
LTE band 28 subset 1 64QAM 5MHz CH-Low, 100%RB



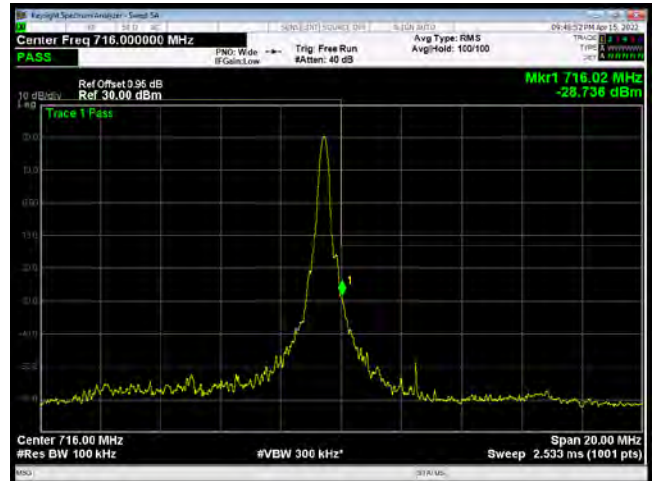
LTE band 28 subset 1 64QAM 5MHz CH-High, 100%RB



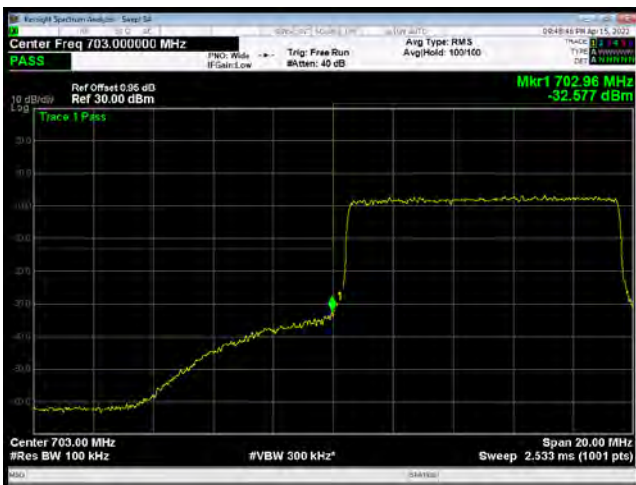
LTE band 28 subset 1 64QAM 10MHz CH-Low, 1 RB



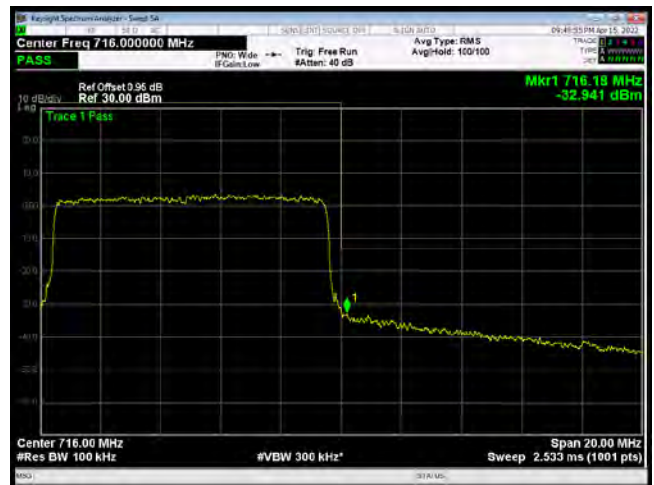
LTE band 28 subset 1 64QAM 10MHz CH-High, 1 RB



LTE band 28 subset 1 64QAM 10MHz CH-Low, 100%RB

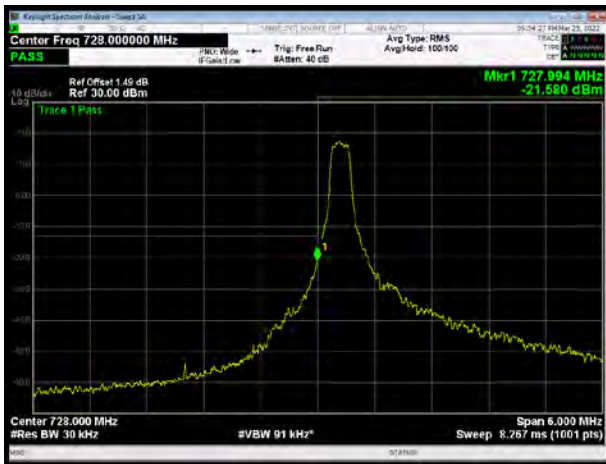


LTE band 28 subset 1 64QAM 10MHz CH-High, 100%RB

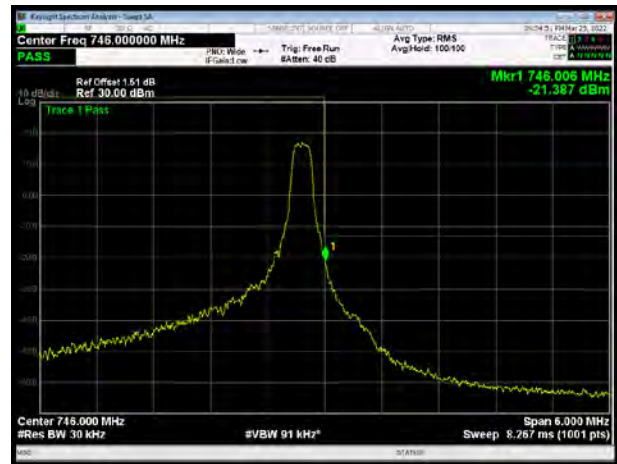




LTE band 28 subset 2 QPSK 3MHz CH-Low, 1 RB



LTE band 28 subset 2 QPSK 3MHz CH-High, 1 RB



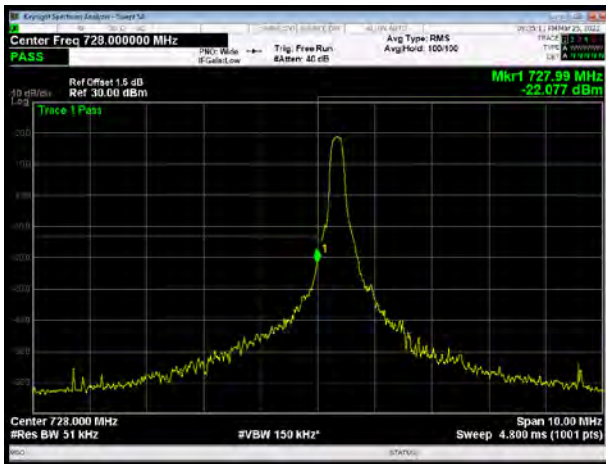
LTE band 28 subset 2 QPSK 3MHz CH-Low, 100%RB



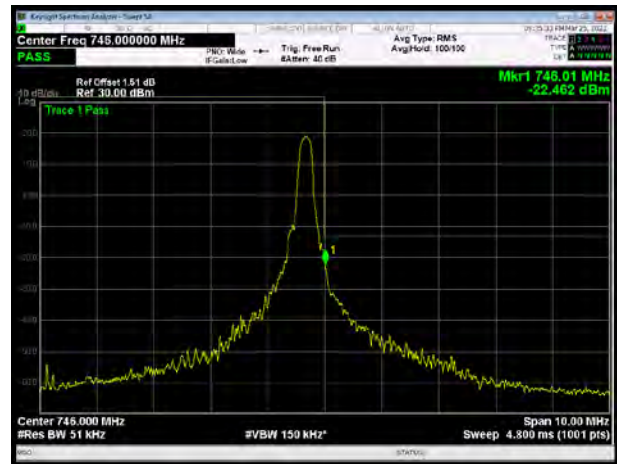
LTE band 28 subset 2 QPSK 3MHz CH-High, 100%RB



LTE band 28 subset 2 QPSK 5MHz CH-Low, 1 RB

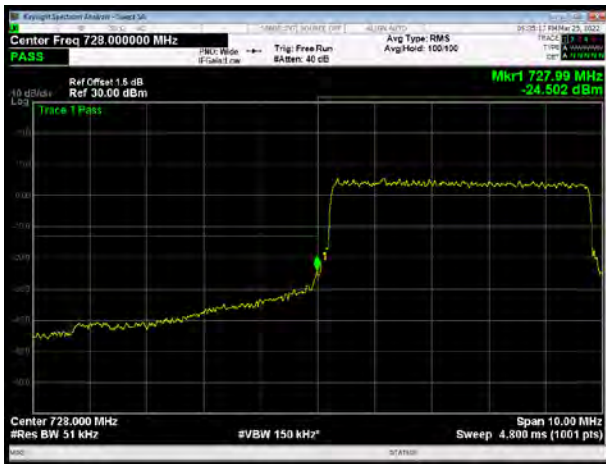


LTE band 28 subset 2 QPSK 5MHz CH-High, 1 RB

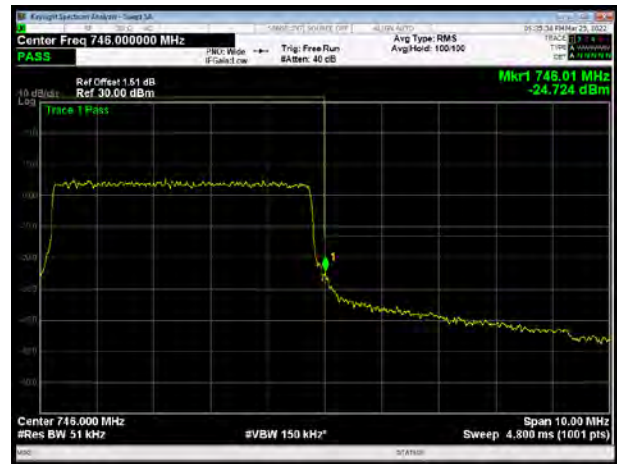




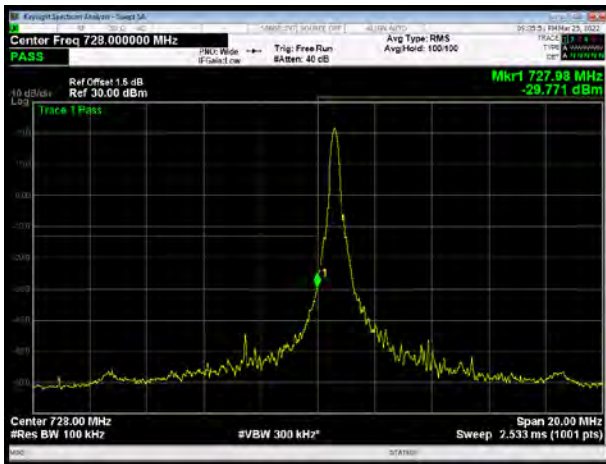
LTE band 28 subset 2 QPSK 5MHz CH-Low, 100%RB



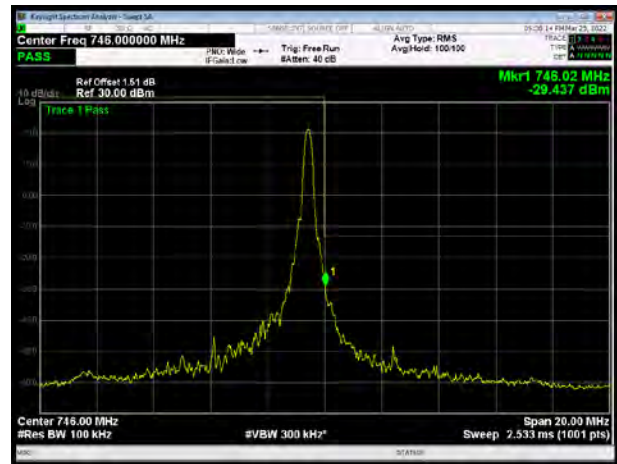
LTE band 28 subset 2 QPSK 5MHz CH-High, 100%RB



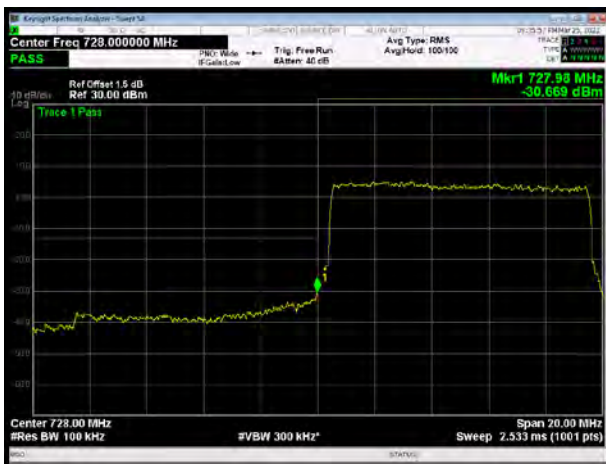
LTE band 28 subset 2 QPSK 10MHz CH-Low, 1 RB



LTE band 28 subset 2 QPSK 10MHz CH-High, 1 RB



LTE band 28 subset 2 QPSK 10MHz CH-Low, 100%RB

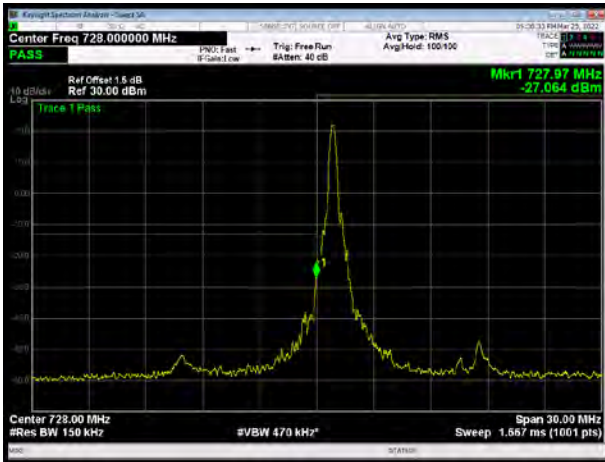


LTE band 28 subset 2 QPSK 10MHz CH-High, 100%RB

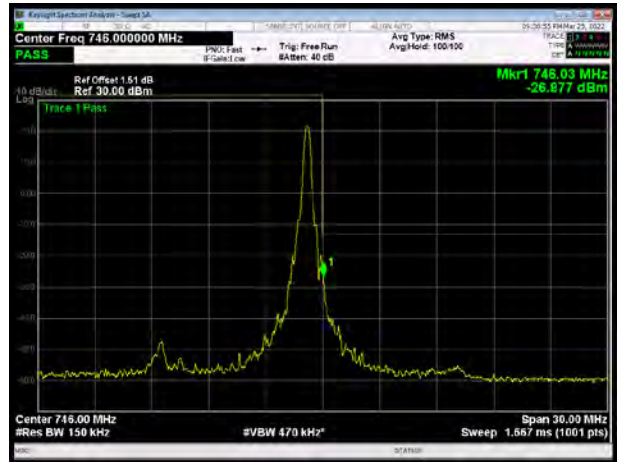




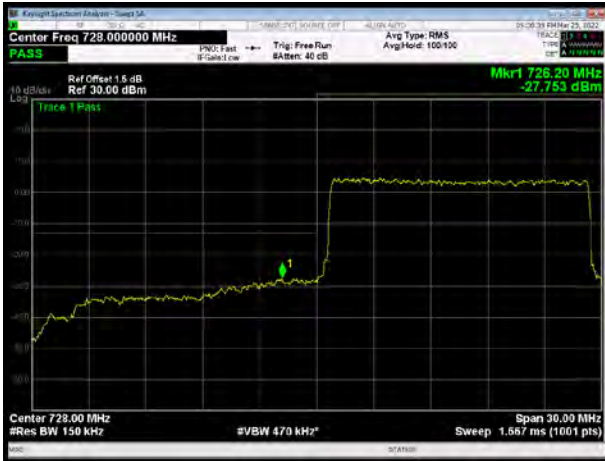
LTE band 28 subset 2 QPSK 15MHz CH-Low, 1 RB



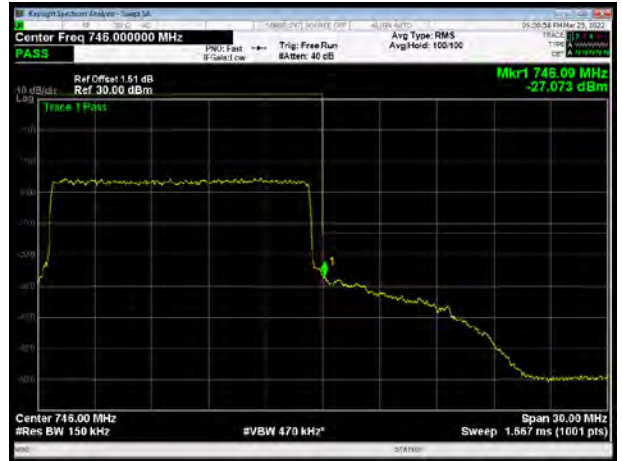
LTE band 28 subset 2 QPSK 15MHz CH-High, 1 RB



LTE band 28 subset 2 QPSK 15MHz CH-Low, 100%RB

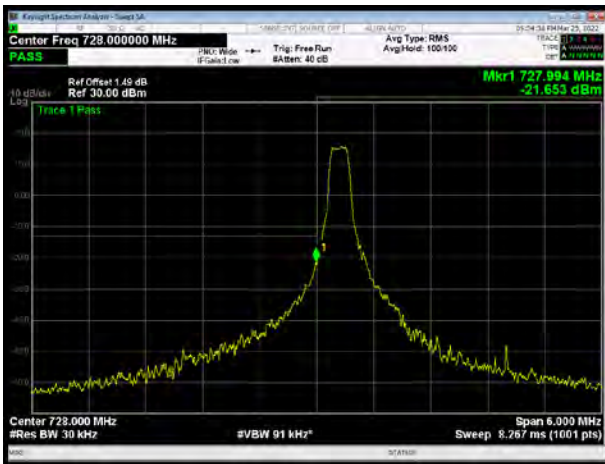


LTE band 28 subset 2 QPSK 15MHz CH-High, 100%RB

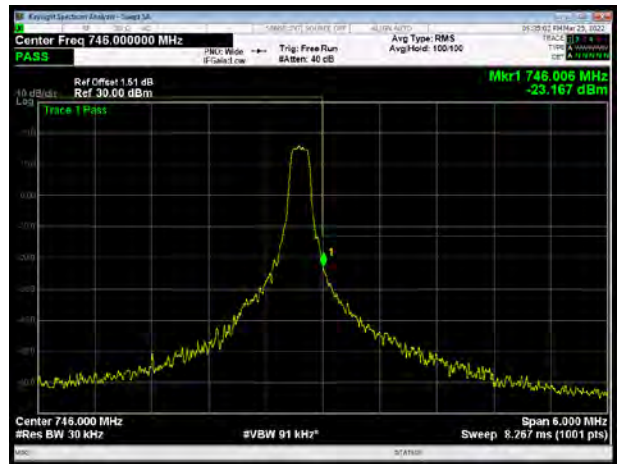




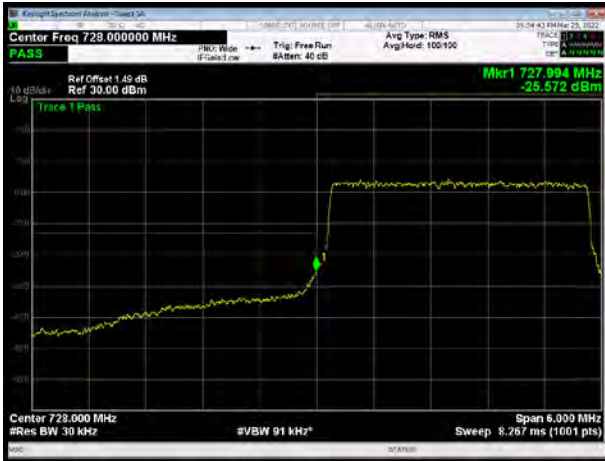
LTE band 28 subset 2 16QAM 3MHz CH-Low, 1 RB



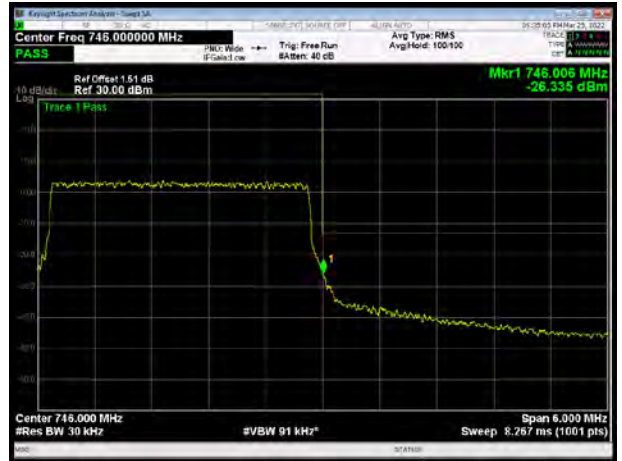
LTE band 28 subset 2 16QAM 3MHz CH-High, 1 RB



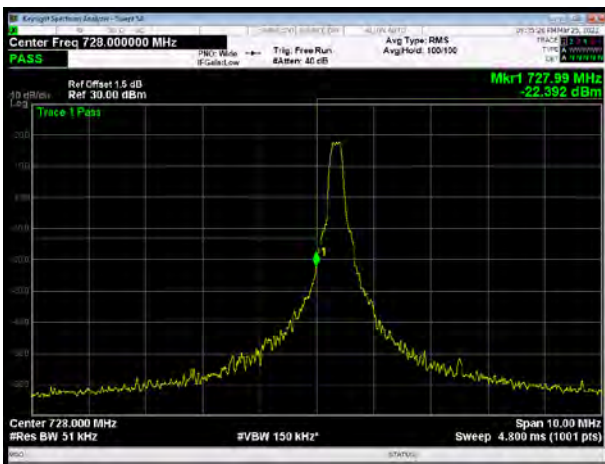
LTE band 28 subset 2 16QAM 3MHz CH-Low, 100%RB



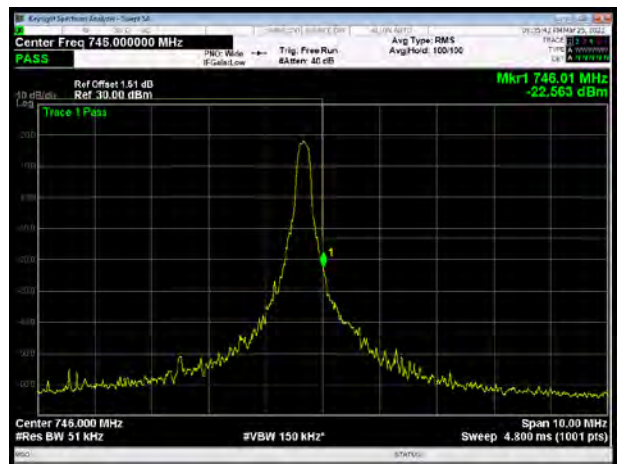
LTE band 28 subset 2 16QAM 3MHz CH-High, 100%RB



LTE band 28 subset 2 16QAM 5MHz CH-Low, 1 RB

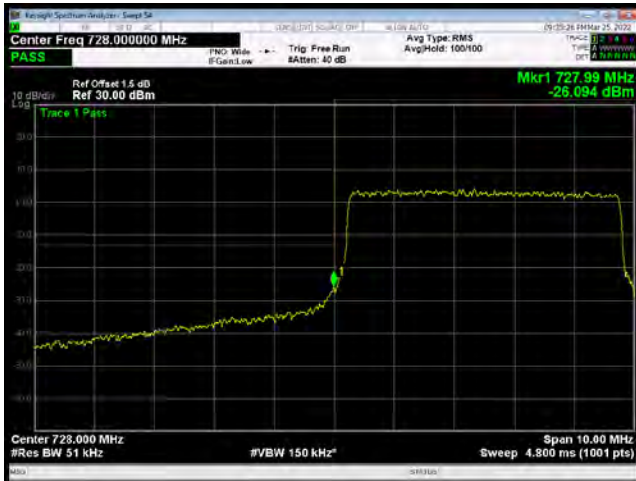


LTE band 28 subset 2 16QAM 5MHz CH-High, 1 RB

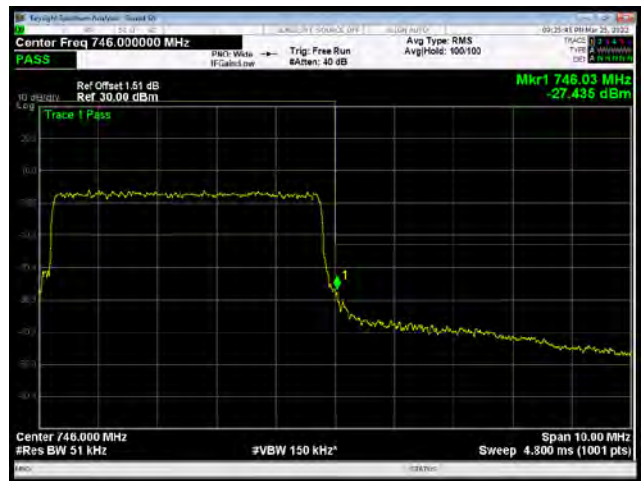




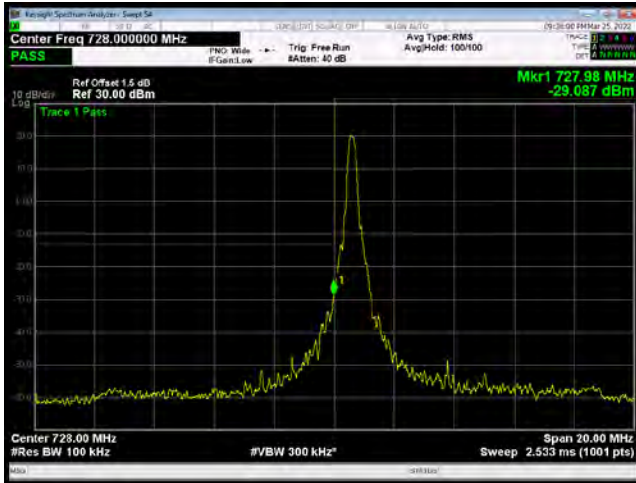
LTE band 28 subset 2 16QAM 5MHz CH-Low, 100%RB



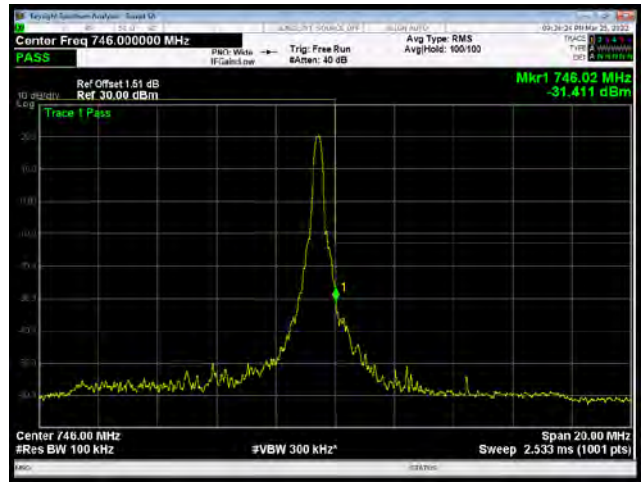
LTE band 28 subset 2 16QAM 5MHz CH-High, 100%RB



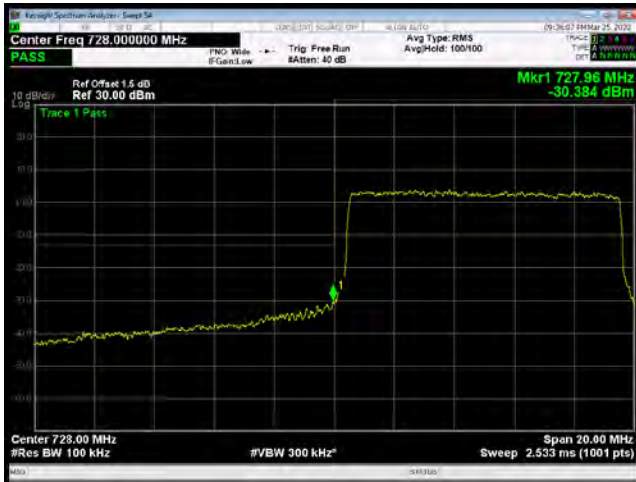
LTE band 28 subset 2 16QAM 10MHz CH-Low, 1 RB



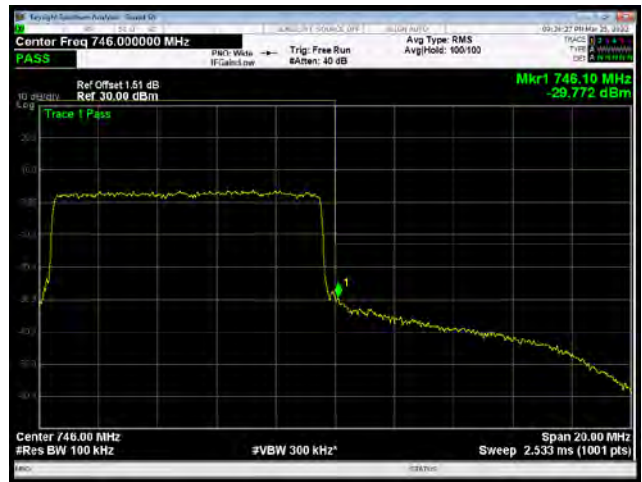
LTE band 28 subset 2 16QAM 10MHz CH-High, 1 RB



LTE band 28 subset 2 16QAM 10MHz CH-Low, 100%RB

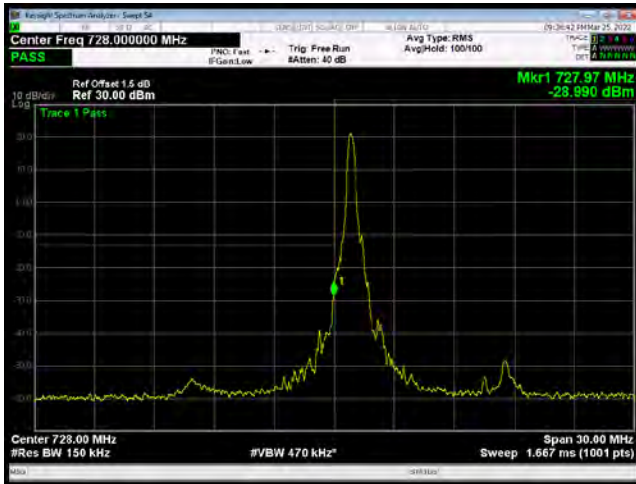


LTE band 28 subset 2 16QAM 10MHz CH-High, 100%RB

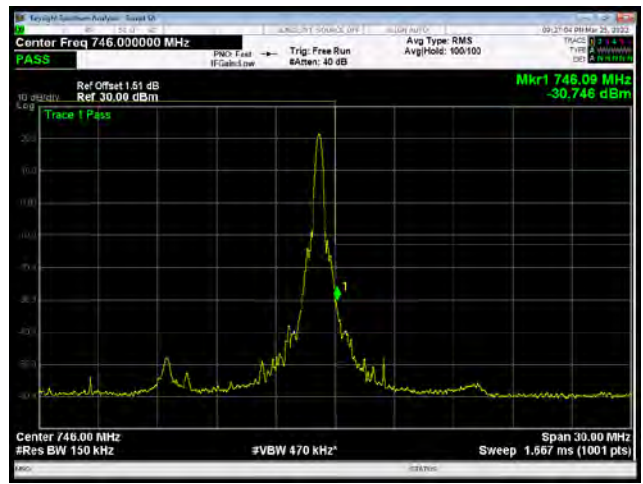




LTE band 28 subset 2 16QAM 15MHz CH-Low, 1 RB



LTE band 28 subset 2 16QAM 15MHz CH-High, 1 RB



LTE band 28 subset 2 16QAM 15MHz CH-Low, 100%RB

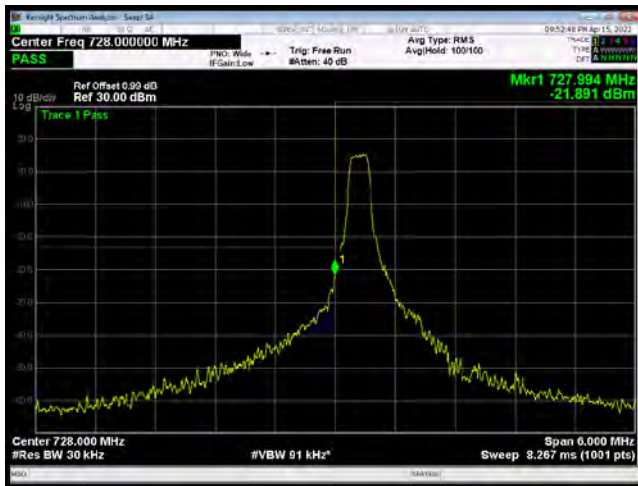


LTE band 28 subset 2 16QAM 15MHz CH-High, 100%RB

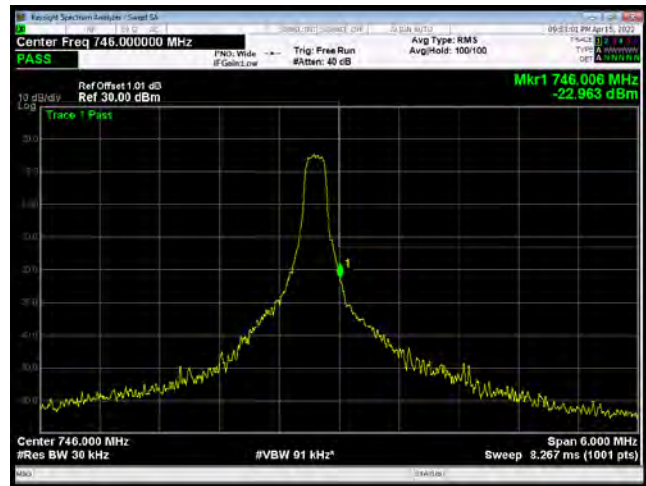




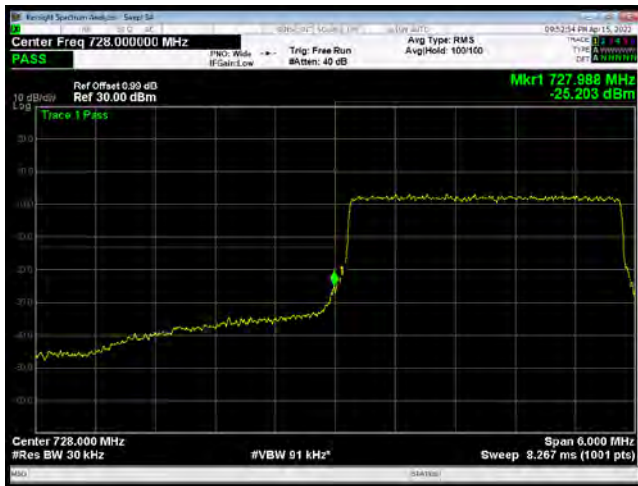
LTE band 28 subset 2 64QAM 3MHz CH-Low, 1 RB



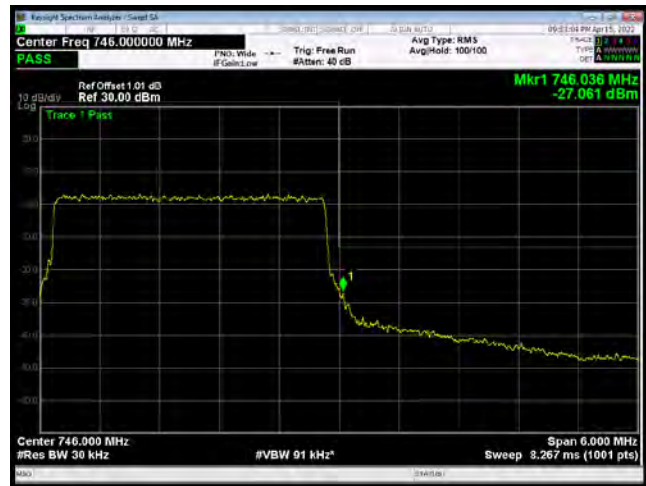
LTE band 28 subset 2 64QAM 3MHz CH-High, 1 RB



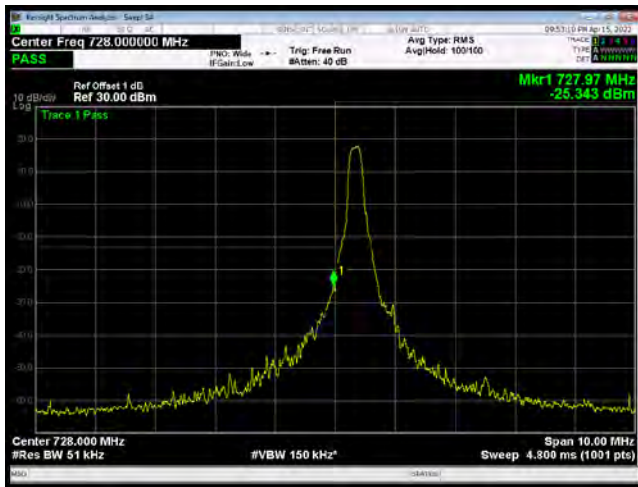
LTE band 28 subset 2 64QAM 3MHz CH-Low, 100%RB



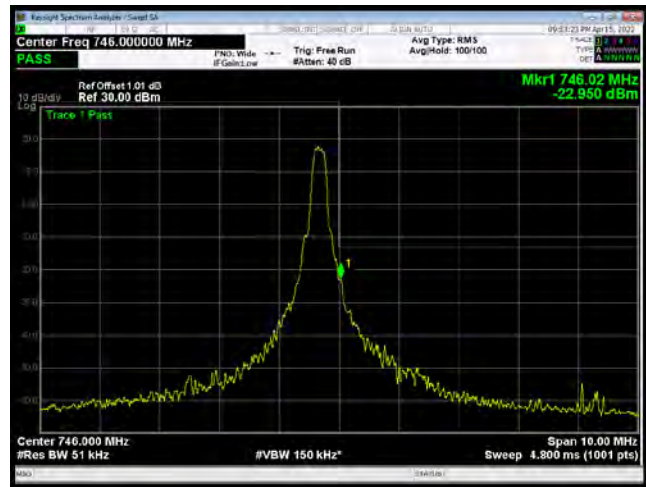
LTE band 28 subset 2 64QAM 3MHz CH-High, 100%RB



LTE band 28 subset 2 64QAM 5MHz CH-Low, 1 RB



LTE band 28 subset 2 64QAM 5MHz CH-High, 1 RB

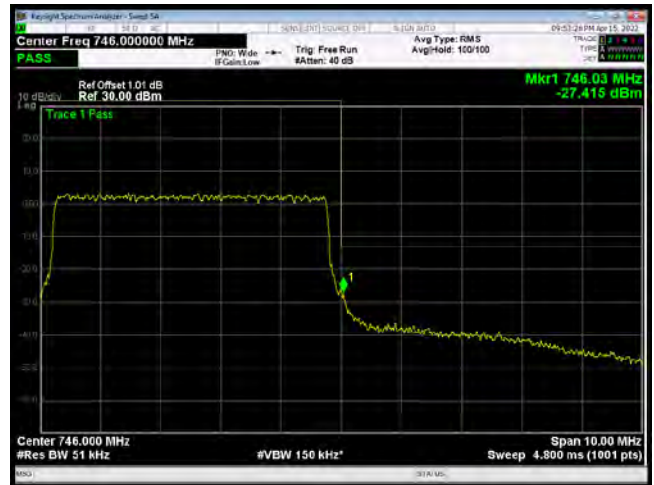




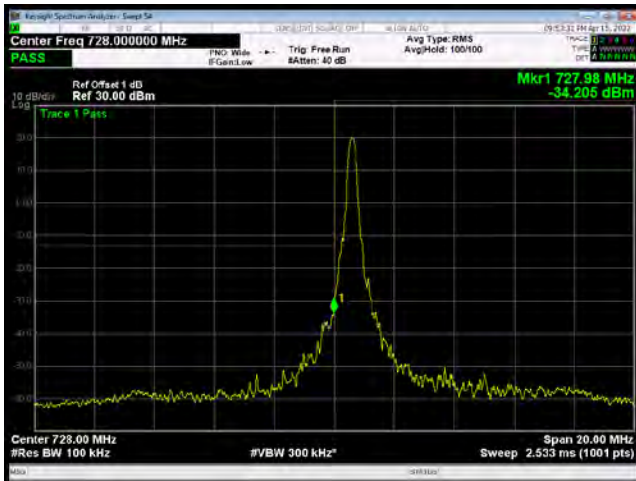
LTE band 28 subset 2 64QAM 5MHz CH-Low, 100%RB



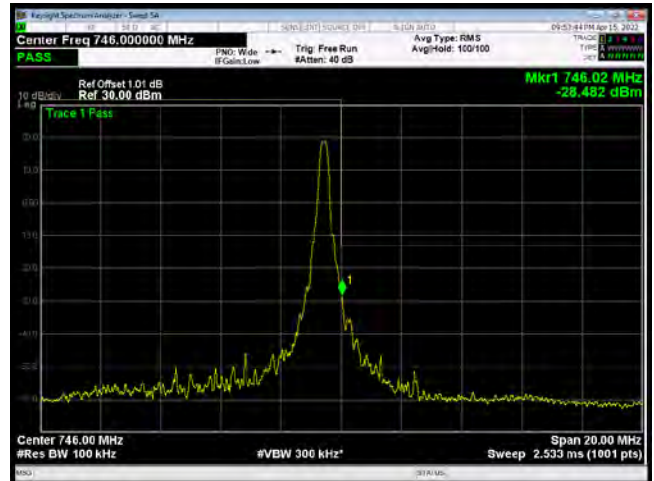
LTE band 28 subset 2 64QAM 5MHz CH-High, 100%RB



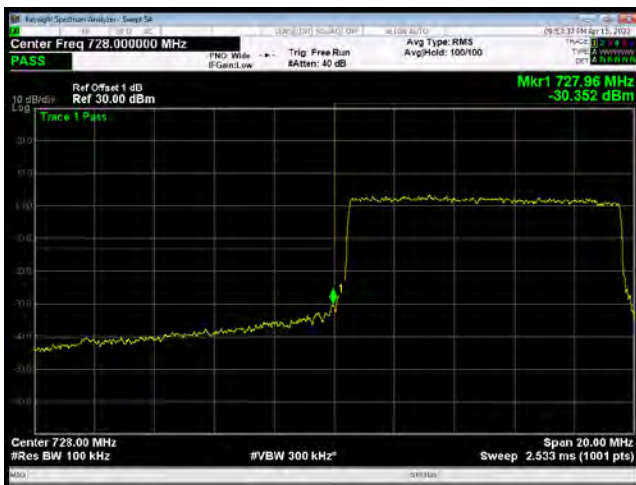
LTE band 28 subset 2 64QAM 10MHz CH-Low, 1 RB



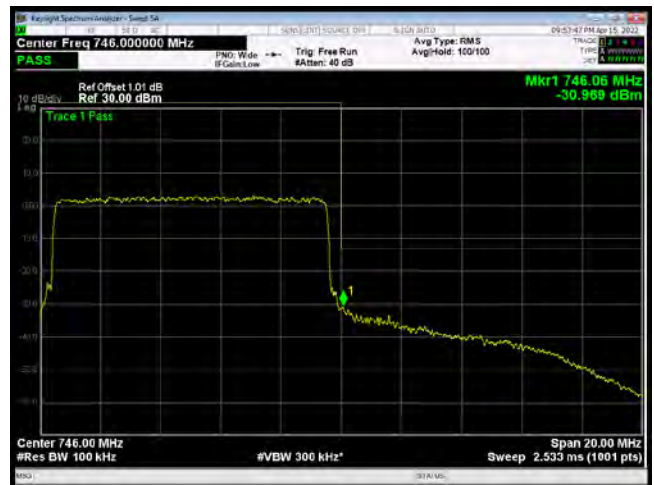
LTE band 28 subset 2 64QAM 10MHz CH-High, 1 RB



LTE band 28 subset 2 64QAM 10MHz CH-Low, 100%RB

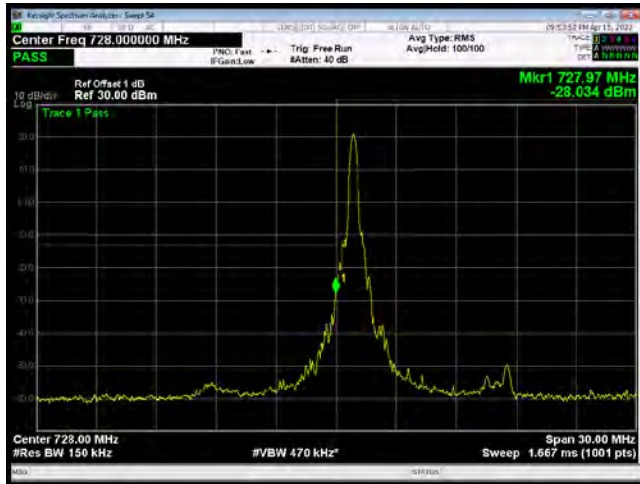


LTE band 28 subset 2 64QAM 10MHz CH-High, 100%RB

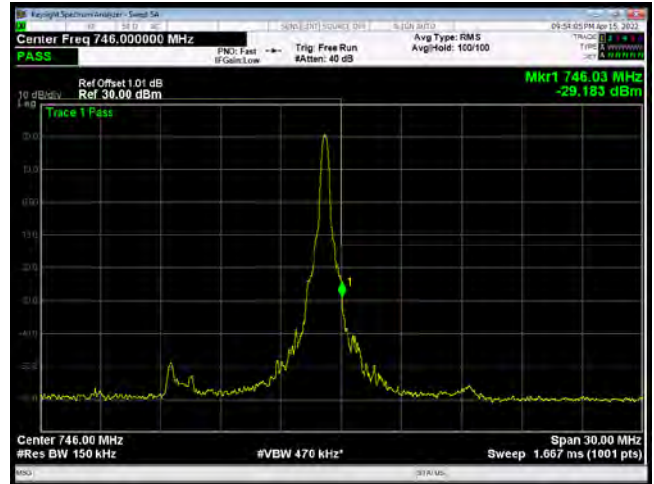




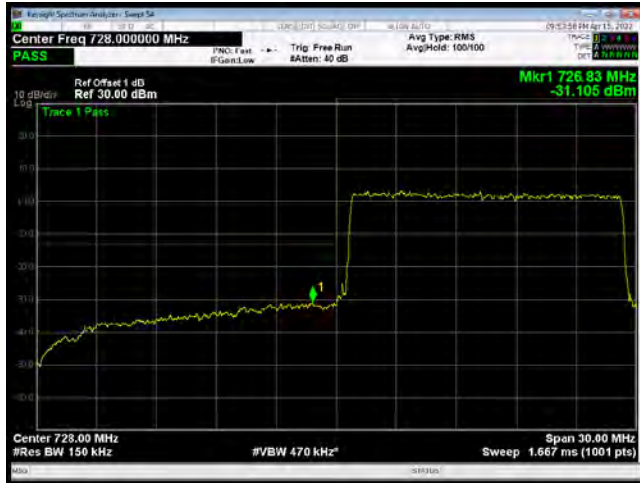
LTE band 28 subset 2 64QAM 15MHz CH-Low, 1 RB



LTE band 28 subset 2 64QAM 15MHz CH-High, 1 RB



LTE band 28 subset 2 64QAM 15MHz CH-Low, 100%RB



LTE band 28 subset 2 64QAM 15MHz CH-High, 100%RB



6.4 Peak-to-Average Power Ratio (PAPR)

LTE Band 28 Subset 1							
Modulation	Bandwidth (MHz)	Channel	Peak (dBm)	Avg (dBm)	PAPR (dB)	Limit (dB)	Conclusion
QPSK	3	L	27.32	22.88	4.44	≤13	PASS
		M	27.19	22.82	4.37	≤13	PASS
		H	27.07	22.74	4.33	≤13	PASS
	5	L	27.35	22.87	4.48	≤13	PASS
		M	27.23	22.84	4.39	≤13	PASS
		H	27.19	22.82	4.37	≤13	PASS
	10	L	27.53	22.84	4.69	≤13	PASS
		M	27.40	22.83	4.57	≤13	PASS
		H	27.32	22.83	4.49	≤13	PASS
16QAM	3	L	27.26	21.88	5.38	≤13	PASS
		M	27.19	21.82	5.37	≤13	PASS
		H	27.09	21.76	5.33	≤13	PASS
	5	L	27.32	21.88	5.44	≤13	PASS
		M	27.20	21.83	5.37	≤13	PASS
		H	27.24	21.87	5.37	≤13	PASS
	10	L	27.46	21.85	5.61	≤13	PASS
		M	27.38	21.83	5.55	≤13	PASS
		H	27.32	21.84	5.48	≤13	PASS
64QAM	3	L	26.64	21.29	5.35	≤13	PASS
		M	26.54	21.24	5.30	≤13	PASS
		H	26.47	21.19	5.28	≤13	PASS
	5	L	26.75	21.31	5.44	≤13	PASS
		M	26.59	21.25	5.34	≤13	PASS
		H	26.61	21.27	5.34	≤13	PASS
	10	L	26.87	21.26	5.61	≤13	PASS
		M	26.77	21.25	5.52	≤13	PASS
		H	26.76	21.27	5.49	≤13	PASS



LTE Band 28 Subset 2							
Modulation	Bandwidth (MHz)	Channel	Peak (dBm)	Avg (dBm)	PAPR (dB)	Limit (dB)	Conclusion
QPSK	3	L	27.12	22.88	4.24	≤13	PASS
		M	27.18	22.81	4.37	≤13	PASS
		H	27.18	22.83	4.35	≤13	PASS
	5	L	27.30	22.92	4.38	≤13	PASS
		M	27.23	22.81	4.42	≤13	PASS
		H	27.15	22.75	4.40	≤13	PASS
	10	L	27.55	22.84	4.71	≤13	PASS
		M	27.52	22.81	4.71	≤13	PASS
		H	27.40	22.78	4.62	≤13	PASS
	15	L	27.68	22.68	5.00	≤13	PASS
		M	27.66	22.66	5.00	≤13	PASS
		H	27.62	22.66	4.96	≤13	PASS
16QAM	3	L	27.15	21.89	5.26	≤13	PASS
		M	27.11	21.78	5.33	≤13	PASS
		H	27.17	21.85	5.32	≤13	PASS
	5	L	27.30	21.90	5.40	≤13	PASS
		M	27.17	21.81	5.36	≤13	PASS
		H	27.18	21.77	5.41	≤13	PASS
	10	L	27.42	21.84	5.58	≤13	PASS
		M	27.36	21.78	5.58	≤13	PASS
		H	27.35	21.79	5.56	≤13	PASS
	15	L	27.61	21.68	5.93	≤13	PASS
		M	27.61	21.68	5.93	≤13	PASS
		H	27.58	21.69	5.89	≤13	PASS
64QAM	3	L	26.53	21.28	5.25	≤13	PASS
		M	26.50	21.20	5.30	≤13	PASS
		H	26.54	21.23	5.31	≤13	PASS
	5	L	26.64	21.30	5.34	≤13	PASS
		M	26.55	21.21	5.34	≤13	PASS
		H	26.57	21.17	5.40	≤13	PASS
	10	L	26.75	21.19	5.56	≤13	PASS
		M	26.70	21.16	5.54	≤13	PASS
		H	26.65	21.17	5.48	≤13	PASS
	15	L	26.92	21.08	5.84	≤13	PASS
		M	26.90	21.05	5.85	≤13	PASS
		H	26.89	21.08	5.81	≤13	PASS



6.5 Frequency Stability

LTE Band 28 Subset 1								
Condition		Freq.Error (Hz)	Freq.Error (Hz)	Freq.Error (Hz)	Frequency Stability (ppm)	Frequency Stability (ppm)	Frequency Stability (ppm)	Verdict
BANDWIDTH	3MHz							
Temperature	Voltage	64QAM	16QAM	QPSK	64QAM	16QAM	QPSK	
Normal (25°C)	Normal	3.15	12.35	3.39	0.00444	0.01741	0.00478	PASS
Extreme (50°C)		11.81	2.34	15.77	0.01664	0.00330	0.02222	PASS
Extreme (40°C)		16.85	9.15	1.73	0.02375	0.01289	0.00243	PASS
Extreme (30°C)		17.32	10.59	3.82	0.02441	0.01492	0.00538	PASS
Extreme (20°C)		15.99	7.96	15.03	0.02254	0.01122	0.02119	PASS
Extreme (10°C)		9.82	10.50	1.45	0.01384	0.01480	0.00204	PASS
Extreme (0°C)		10.17	14.46	16.42	0.01434	0.02038	0.02314	PASS
Extreme (-10°C)		11.00	12.52	2.80	0.01550	0.01765	0.00394	PASS
Extreme (-20°C)		7.35	10.90	12.40	0.01036	0.01536	0.01748	PASS
Extreme (-30°C)		13.25	2.67	12.61	0.01867	0.00377	0.01777	PASS
25°C	LV	13.53	13.35	13.88	0.01907	0.01882	0.01956	PASS
	HV	9.68	14.99	4.85	0.01364	0.02112	0.00683	PASS
Condition		Freq.Error (Hz)	Freq.Error (Hz)	Freq.Error (Hz)	Frequency Stability (ppm)	Frequency Stability (ppm)	Frequency Stability (ppm)	Verdict
BANDWIDTH	5MHz							
Temperature	Voltage	64QAM	16QAM	QPSK	64QAM	16QAM	QPSK	
Normal (25°C)	Normal	14.08	1.60	9.43	0.01984	0.00226	0.01328	PASS
Extreme (50°C)		5.20	12.66	11.06	0.00733	0.01784	0.01559	PASS
Extreme (40°C)		16.19	13.35	4.98	0.02282	0.01882	0.00702	PASS
Extreme (30°C)		10.25	17.14	13.87	0.01444	0.02415	0.01954	PASS
Extreme (20°C)		7.06	6.52	10.72	0.00995	0.00919	0.01511	PASS
Extreme (10°C)		12.13	2.52	12.56	0.01710	0.00355	0.01770	PASS
Extreme (0°C)		12.31	5.37	17.38	0.01736	0.00757	0.02450	PASS
Extreme (-10°C)		4.45	5.76	5.60	0.00628	0.00812	0.00789	PASS
Extreme (-20°C)		5.85	8.23	12.57	0.00824	0.01160	0.01771	PASS
Extreme (-30°C)		9.24	1.74	14.35	0.01302	0.00245	0.02023	PASS
25°C	LV	7.30	10.21	10.36	0.01030	0.01438	0.01461	PASS
	HV	15.11	5.00	17.48	0.02129	0.00705	0.02463	PASS
Condition		Freq.Error (Hz)	Freq.Error (Hz)	Freq.Error (Hz)	Frequency Stability (ppm)	Frequency Stability (ppm)	Frequency Stability (ppm)	Verdict
BANDWIDTH	10MHz							
Temperature	Voltage	64QAM	16QAM	QPSK	64QAM	16QAM	QPSK	
Normal (25°C)	Normal	1.56	11.15	3.29	0.00220	0.01572	0.00464	PASS
Extreme (50°C)		8.41	7.27	10.41	0.01185	0.01024	0.01467	PASS
Extreme (40°C)		11.61	13.92	9.02	0.01637	0.01961	0.01272	PASS



Extreme (30°C)		6.17	12.74	10.39	0.00870	0.01796	0.01465	PASS
Extreme (20°C)		13.03	10.27	3.26	0.01836	0.01448	0.00459	PASS
Extreme (10°C)		13.81	17.86	16.85	0.01946	0.02517	0.02374	PASS
Extreme (0°C)		3.54	11.16	5.17	0.00498	0.01573	0.00729	PASS
Extreme (-10°C)		4.92	4.16	2.21	0.00694	0.00586	0.00312	PASS
Extreme (-20°C)		15.55	13.62	12.82	0.02191	0.01919	0.01807	PASS
Extreme (-30°C)		15.98	11.07	2.20	0.02252	0.01560	0.00310	PASS
25°C	LV	17.96	8.92	7.16	0.02531	0.01257	0.01009	PASS
	HV	2.32	14.29	15.48	0.00327	0.02015	0.02182	PASS

LTE Band 28 Subset 2								
Condition		Freq.Error (Hz)	Freq.Error (Hz)	Freq.Error (Hz)	Frequency Stability (ppm)	Frequency Stability (ppm)	Frequency Stability (ppm)	Verdict
BANDWIDTH	3MHz	(Hz)	(Hz)	(Hz)	(ppm)	(ppm)	(ppm)	
Temperature	Voltage	64QAM	16QAM	QPSK	64QAM	16QAM	QPSK	
Normal (25°C)	Normal	1.48	1.85	3.01	0.00209	0.00260	0.00424	PASS
Extreme (50°C)		14.48	16.31	2.76	0.02040	0.02299	0.00388	PASS
Extreme (40°C)		10.44	16.02	13.21	0.01471	0.02258	0.01862	PASS
Extreme (30°C)		5.35	12.93	7.85	0.00754	0.01823	0.01106	PASS
Extreme (20°C)		8.33	11.06	1.26	0.01174	0.01558	0.00178	PASS
Extreme (10°C)		9.84	15.77	4.27	0.01387	0.02223	0.00603	PASS
Extreme (0°C)		2.47	16.81	17.73	0.00348	0.02370	0.02499	PASS
Extreme (-10°C)		9.95	5.87	3.98	0.01402	0.00828	0.00561	PASS
Extreme (-20°C)		5.75	5.00	1.91	0.00810	0.00705	0.00269	PASS
Extreme (-30°C)		17.11	10.41	3.83	0.02412	0.01468	0.00540	PASS
25°C	LV	11.44	5.11	17.44	0.01613	0.00720	0.02458	PASS
	HV	13.39	9.86	14.05	0.01887	0.01389	0.01980	PASS
Condition		Freq.Error (Hz)	Freq.Error (Hz)	Freq.Error (Hz)	Frequency Stability (ppm)	Frequency Stability (ppm)	Frequency Stability (ppm)	Verdict
BANDWIDTH	5MHz	(Hz)	(Hz)	(Hz)	(ppm)	(ppm)	(ppm)	
Temperature	Voltage	64QAM	16QAM	QPSK	64QAM	16QAM	QPSK	
Normal (25°C)	Normal	5.11	10.00	7.30	0.00720	0.01410	0.01029	PASS
Extreme (50°C)		1.86	13.25	15.79	0.00262	0.01867	0.02226	PASS
Extreme (40°C)		14.48	2.44	15.78	0.02041	0.00344	0.02224	PASS
Extreme (30°C)		10.26	17.41	1.57	0.01446	0.02454	0.00221	PASS
Extreme (20°C)		1.35	2.80	13.35	0.00190	0.00394	0.01882	PASS
Extreme (10°C)		9.78	10.41	15.13	0.01379	0.01468	0.02132	PASS
Extreme (0°C)		16.85	5.32	16.16	0.02374	0.00750	0.02277	PASS
Extreme (-10°C)		9.91	14.54	10.45	0.01397	0.02050	0.01473	PASS
Extreme (-20°C)		12.85	7.16	13.85	0.01812	0.01009	0.01952	PASS



Extreme (-30°C)		1.68	3.27	10.82	0.00237	0.00461	0.01525	PASS
25°C	LV	7.96	10.87	1.91	0.01121	0.01532	0.00270	PASS
	HV	11.53	5.00	3.29	0.01624	0.00705	0.00464	PASS
Condition		Freq.Error (Hz)	Freq.Error (Hz)	Freq.Error (Hz)	Frequency Stability (ppm)	Frequency Stability (ppm)	Frequency Stability (ppm)	Verdict
BANDWIDTH	10MHz							
Temperature	Voltage	64QAM	16QAM	QPSK	64QAM	16QAM	QPSK	
Normal (25°C)	Normal	3.57	16.64	6.12	0.00503	0.02345	0.00862	PASS
Extreme (50°C)		1.79	3.20	13.51	0.00252	0.00451	0.01905	PASS
Extreme (40°C)		7.82	15.26	14.53	0.01103	0.02151	0.02049	PASS
Extreme (30°C)		1.38	12.12	1.49	0.00195	0.01709	0.00210	PASS
Extreme (20°C)		3.51	11.27	12.10	0.00494	0.01589	0.01706	PASS
Extreme (10°C)		8.22	11.71	16.22	0.01159	0.01651	0.02285	PASS
Extreme (0°C)		5.60	15.47	17.30	0.00789	0.02181	0.02439	PASS
Extreme (-10°C)		3.39	4.96	1.31	0.00477	0.00699	0.00184	PASS
Extreme (-20°C)		17.64	11.39	9.56	0.02487	0.01605	0.01347	PASS
Extreme (-30°C)		8.46	4.39	2.83	0.01193	0.00618	0.00399	PASS
25°C	LV	2.75	6.45	15.52	0.00388	0.00908	0.02188	PASS
	HV	5.08	4.41	15.64	0.00717	0.00622	0.02204	PASS
Condition		Freq.Error (Hz)	Freq.Error (Hz)	Freq.Error (Hz)	Frequency Stability (ppm)	Frequency Stability (ppm)	Frequency Stability (ppm)	Verdict
BANDWIDTH	15MHz							
Temperature	Voltage	64QAM	16QAM	QPSK	64QAM	16QAM	QPSK	
Normal (25°C)	Normal	16.00	10.00	14.00	0.02171	0.01357	0.01900	PASS
Extreme (50°C)		17.00	13.00	12.00	0.02307	0.01764	0.01628	PASS
Extreme (40°C)		15.00	9.00	13.00	0.02035	0.01221	0.01764	PASS
Extreme (30°C)		10.00	13.00	10.00	0.01357	0.01764	0.01357	PASS
Extreme (20°C)		14.00	3.00	16.00	0.01900	0.00407	0.02171	PASS
Extreme (10°C)		14.00	7.00	4.00	0.01900	0.00950	0.00543	PASS
Extreme (0°C)		17.00	3.00	11.00	0.02307	0.00407	0.01493	PASS
Extreme (-10°C)		8.00	9.00	15.00	0.01085	0.01221	0.02035	PASS
Extreme (-20°C)		7.00	4.00	12.00	0.00950	0.00543	0.01628	PASS
Extreme (-30°C)		9.00	9.00	14.00	0.01221	0.01221	0.01900	PASS
25°C	LV	3.00	4.00	4.00	0.00407	0.00543	0.00543	PASS
	HV	15.00	10.00	5.00	0.02035	0.01357	0.00678	PASS

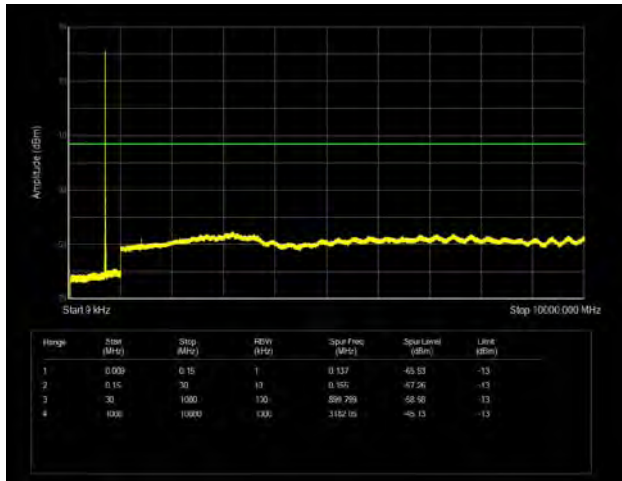


6.6 Spurious Emissions at Antenna Terminals

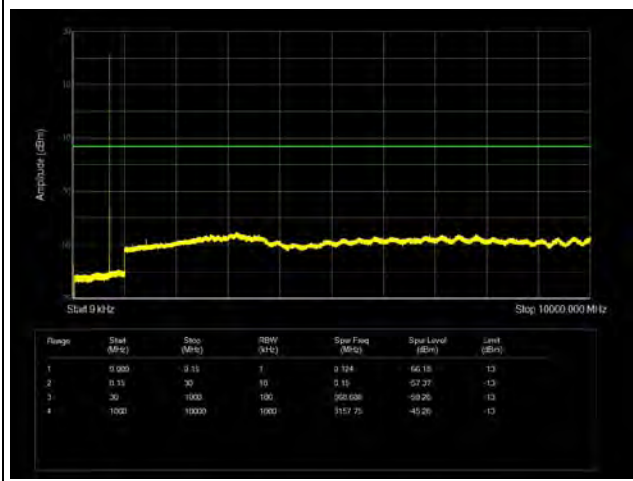
Sweep the whole frequency band through the range from 9kHz to the 10th harmonic of the carrier, the emissions more than 20 dB below the limit are not reported.

The signal beyond the limit is carrier.

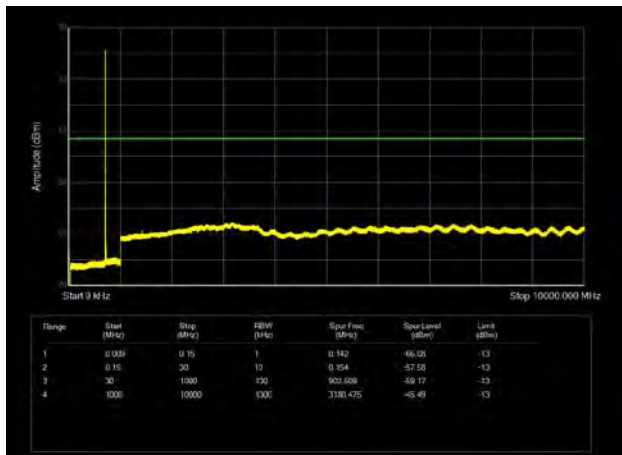
LTE Band 28 subset 1 3MHz CH-Low
9kHz ~10GHz



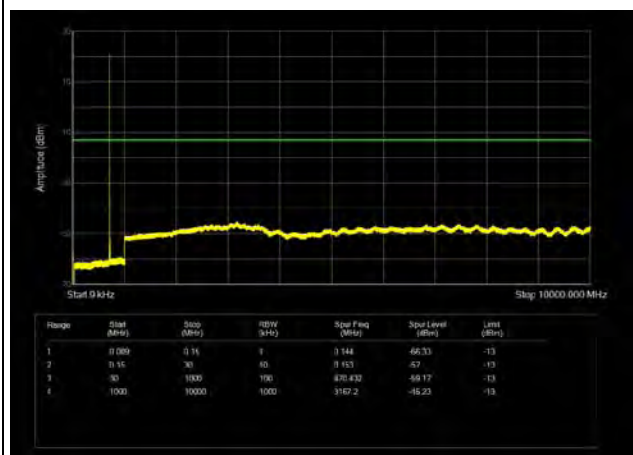
LTE Band 28 subset 1 5MHz CH-Low
9kHz ~10GHz



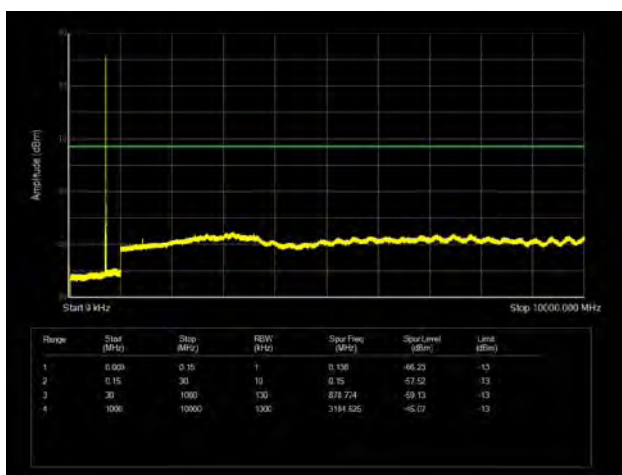
LTE Band 28 subset 1 3MHz CH- Middle
9kHz ~10GHz



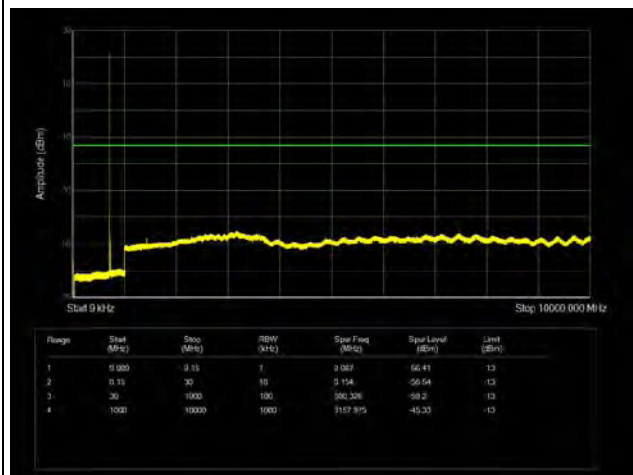
LTE Band 28 subset 1 5MHz CH- Middle
9kHz ~10GHz



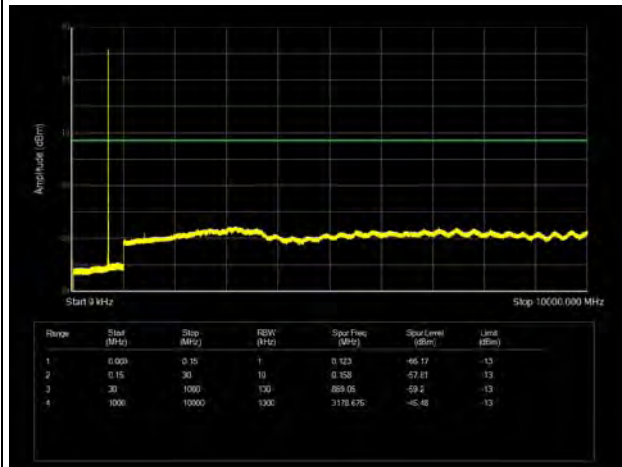
LTE Band 28 subset 1 3MHz CH-High
9kHz ~10GHz



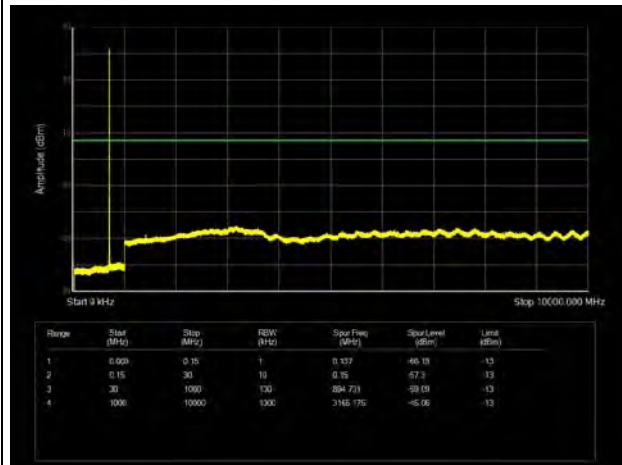
LTE Band 28 subset 1 5MHz CH-High
9kHz ~10GHz



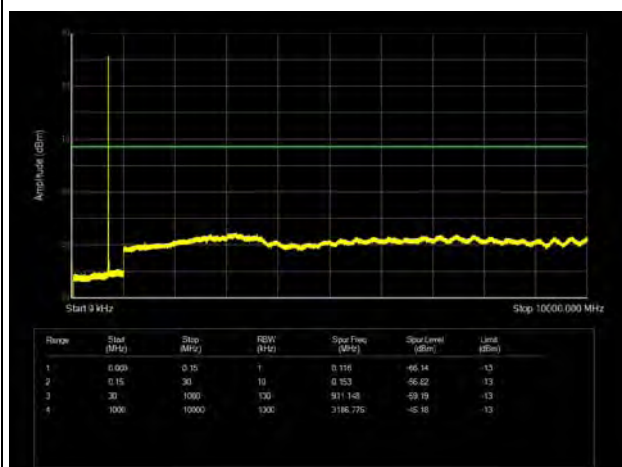
LTE Band 28 subset 1 10MHz CH-Low
9kHz ~10GHz



LTE Band 28 subset 1 10MHz CH- Middle
9kHz ~10GHz

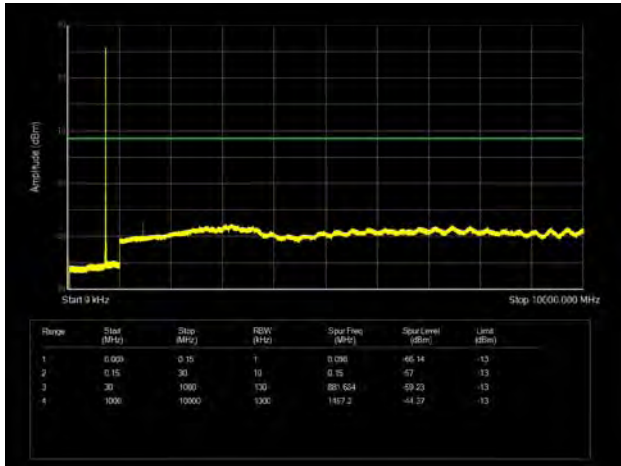


LTE Band 28 subset 1 10MHz CH-High
9kHz ~10GHz

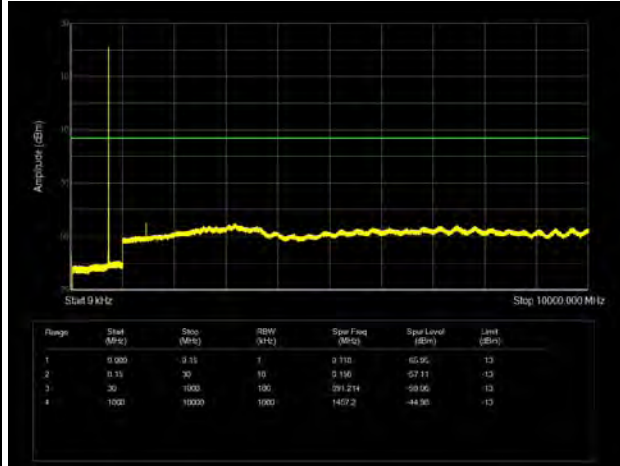




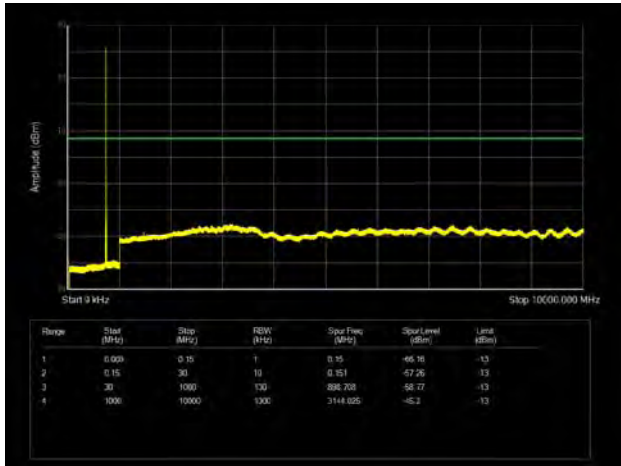
LTE Band 28 subset 2 3MHz CH-Low
9kHz ~10GHz



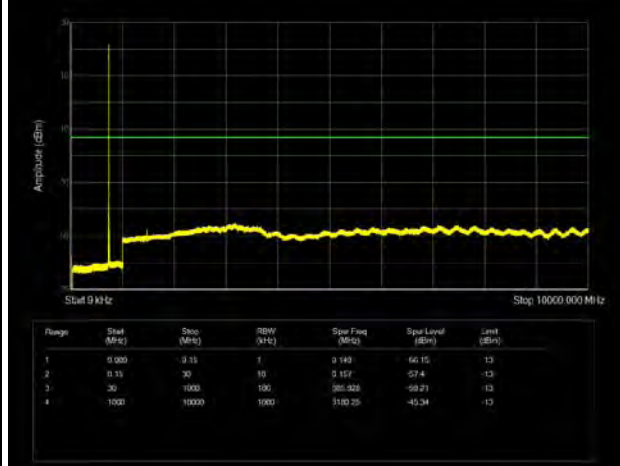
LTE Band 28 subset 2 5MHz CH-Low
9kHz ~10GHz



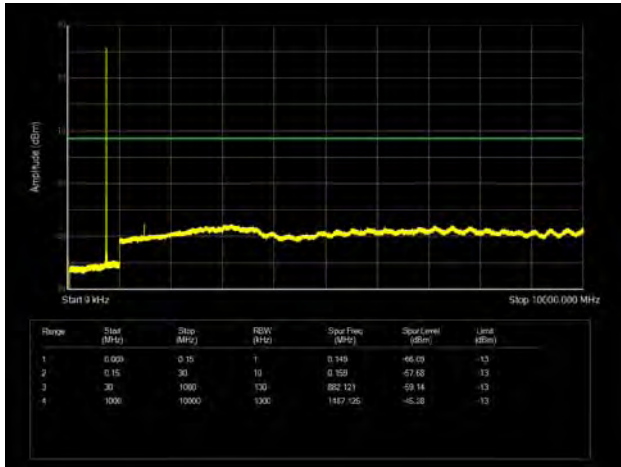
LTE Band 28 subset 2 3MHz CH- Middle
9kHz ~10GHz



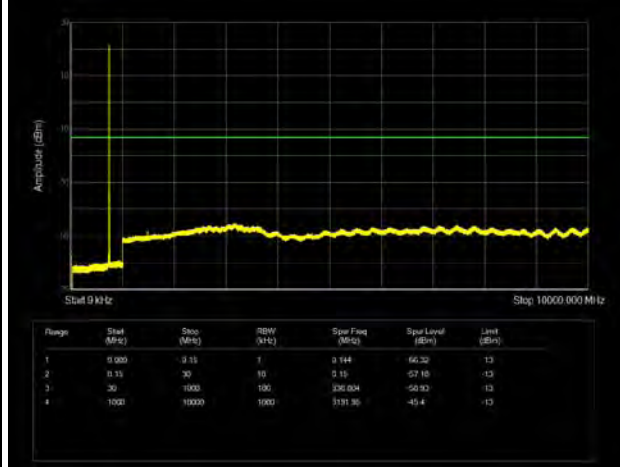
LTE Band 28 subset 2 5MHz CH- Middle
9kHz ~10GHz



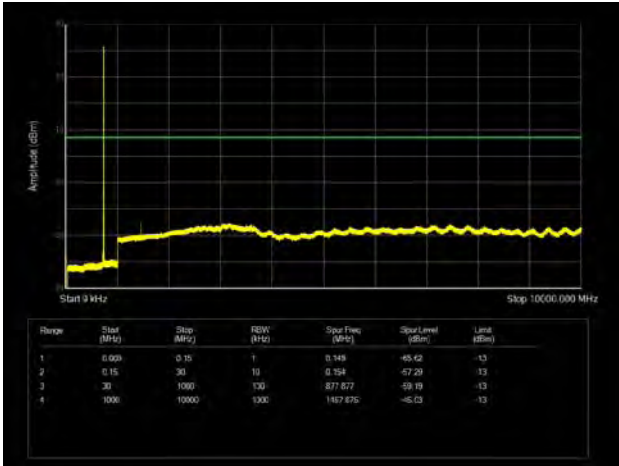
LTE Band 28 subset 2 3MHz CH-High
9kHz ~10GHz



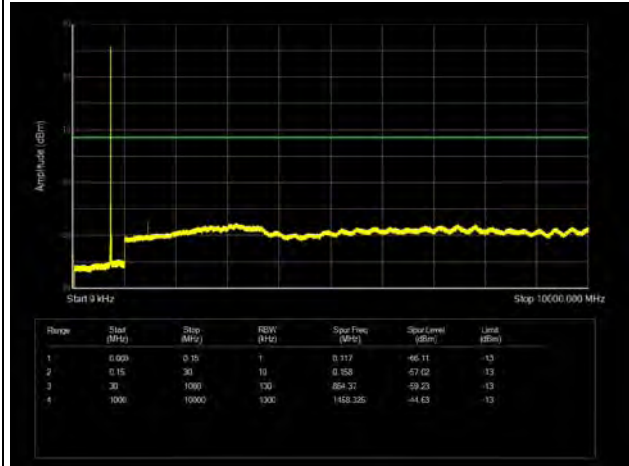
LTE Band 28 subset 2 5MHz CH-High
9kHz ~10GHz



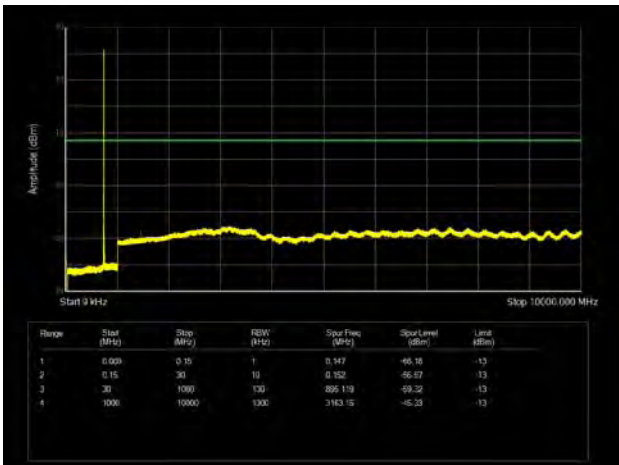
LTE Band 28 subset 2 10MHz CH-Low
9kHz ~10GHz



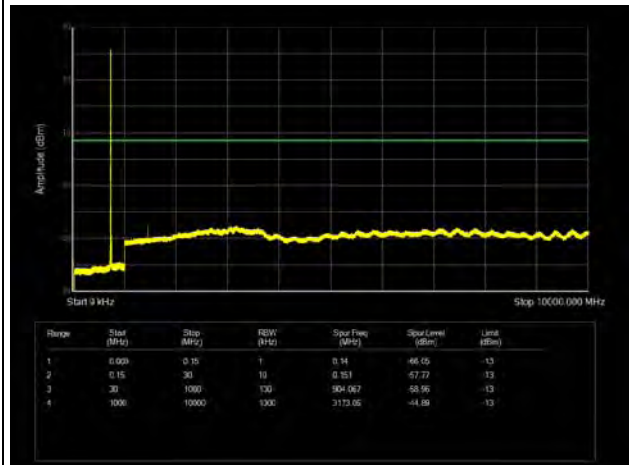
LTE Band 28 subset 2 15MHz CH-Low
9kHz ~10GHz



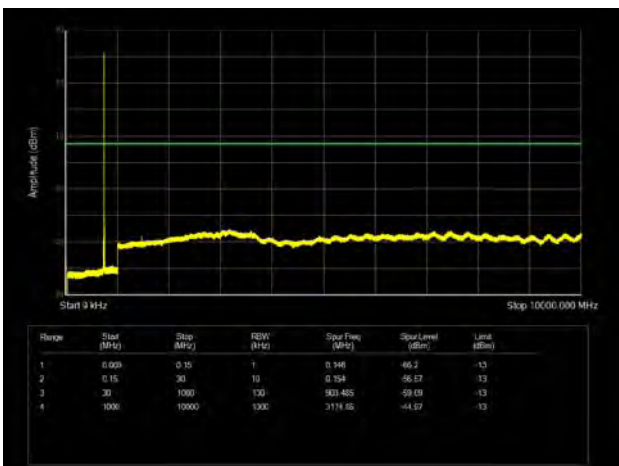
LTE Band 28 subset 2 10MHz CH- Middle
9kHz ~10GHz



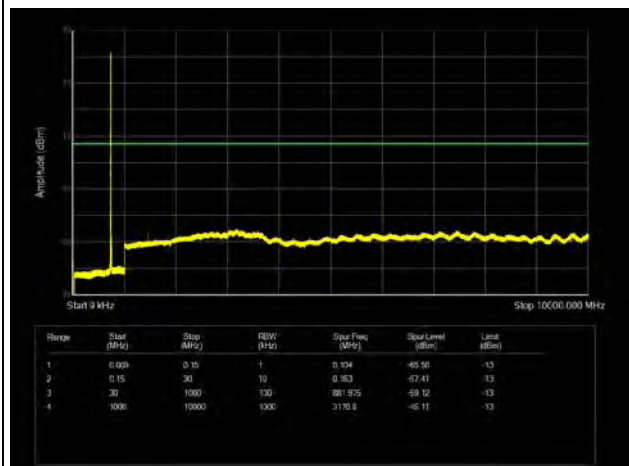
LTE Band 28 subset 2 15MHz CH- Middle
9kHz ~10GHz



LTE Band 28 subset 2 10MHz CH-High
9kHz ~10GHz



LTE Band 28 subset 2 15MHz CH-High
9kHz ~10GHz





6.7 Radiates Spurious Emission

Sweep the whole frequency band through the range from 9kHz to the 10th harmonic of the carrier, the emissions below the noise floor will not be recorded in the report.

During the test, preliminary tests were performed all Antenna, and the Main Antenna was selected as the worst case. Worst-case test data is documented in this report.

LTE band 28 subset 1 QPSK 3MHz CH-Middle, RB 1

Harmonic	Frequency (MHz)	SG (dBm)	Cable Loss (dB)	Gain (dBi)	Antenna Polarization	ERP Level (dBm)	Limit (dBm)	Margin (dB)	Azimuth (deg)
2	1416.00	-63.35	1.70	8.70	Vertical	-58.50	-13.00	45.50	315
3	2124.00	-58.63	2.10	11.10	Vertical	-51.78	-13.00	38.78	315
4	2832.00	-58.31	2.30	13.10	Vertical	-49.66	-13.00	36.66	45
5	3540.00	-64.18	2.60	12.70	Vertical	-56.23	-13.00	43.23	270
6	4248.00	-61.92	3.30	12.50	Vertical	-54.87	-13.00	41.87	270
7	4956.00	-59.48	3.40	12.50	Vertical	-52.53	-13.00	39.53	180
8	5664.00	-58.68	3.30	12.50	Vertical	-51.63	-13.00	38.63	90
9	6372.00	-58.61	3.80	11.50	Vertical	-53.06	-13.00	40.06	0
10	7080.00	-56.79	4.20	11.80	Vertical	-51.34	-13.00	38.34	180

Note: 1. The other Spurious RF Radiated emissions level is no more than noise floor.
2. The worst emission was found in the antenna is Vertical position.

LTE band 28 subset 1 QPSK 5MHz CH-Middle, RB 1

Harmonic	Frequency (MHz)	SG (dBm)	Cable Loss (dB)	Gain (dBi)	Antenna Polarization	ERP Level (dBm)	Limit (dBm)	Margin (dB)	Azimuth (deg)
2	1414.00	-63.78	1.70	8.70	Vertical	-58.93	-13.00	45.93	315
3	2121.00	-58.42	2.10	11.10	Vertical	-51.57	-13.00	38.57	315
4	2828.00	-58.30	2.30	13.10	Vertical	-49.65	-13.00	36.65	45
5	3535.00	-64.00	2.60	12.70	Vertical	-56.05	-13.00	43.05	270
6	4242.00	-62.78	3.30	12.50	Vertical	-55.73	-13.00	42.73	270
7	4949.00	-60.97	3.40	12.50	Vertical	-54.02	-13.00	41.02	180
8	5656.00	-59.47	3.30	12.50	Vertical	-52.42	-13.00	39.42	90
9	6363.00	-58.30	3.80	11.50	Vertical	-52.75	-13.00	39.75	0
10	7070.00	-56.76	4.20	11.80	Vertical	-51.31	-13.00	38.31	180

Note: 1. The other Spurious RF Radiated emissions level is no more than noise floor.
2. The worst emission was found in the antenna is Vertical position.



LTE band 28 subset 1 QPSK 10MHz CH-Middle, RB 1

Harmonic	Frequency (MHz)	SG (dBm)	Cable Loss (dB)	Gain (dBi)	Antenna Polarization	ERP Level (dBm)	Limit (dBm)	Margin (dB)	Azimuth (deg)
2	1409.00	-62.26	1.70	8.70	Vertical	-57.41	-13.00	44.41	135
3	2113.50	-58.74	2.10	11.10	Vertical	-51.89	-13.00	38.89	90
4	2818.00	-57.90	2.30	13.10	Vertical	-49.25	-13.00	36.25	225
5	3522.50	-64.00	2.60	12.70	Vertical	-56.05	-13.00	43.05	135
6	4227.00	-62.70	3.30	12.50	Vertical	-55.65	-13.00	42.65	90
7	4931.50	-61.00	3.40	12.50	Vertical	-54.05	-13.00	41.05	225
8	5636.00	-59.88	3.30	12.50	Vertical	-52.83	-13.00	39.83	45
9	6340.50	-58.67	3.80	11.50	Vertical	-53.12	-13.00	40.12	225
10	7045.00	-56.45	4.20	11.80	Vertical	-51.00	-13.00	38.00	135

Note: 1.The other Spurious RF Radiated emissions level is no more than noise floor.
2. The worst emission was found in the antenna is Vertical position.

LTE band 28 subset 2 QPSK 3MHz CH-Middle, RB 1

Harmonic	Frequency (MHz)	SG (dBm)	Cable Loss (dB)	Gain (dBi)	Antenna Polarization	ERP Level (dBm)	Limit (dBm)	Margin (dB)	Azimuth (deg)
2	1471.00	-58.78	1.70	8.70	Vertical	-53.93	-13.00	40.93	45
3	2206.50	-57.54	2.10	11.10	Vertical	-50.69	-13.00	37.69	315
4	2942.00	-57.94	2.30	13.10	Vertical	-49.29	-13.00	36.29	0
5	3677.50	-63.85	2.60	12.70	Vertical	-55.90	-13.00	42.90	0
6	4413.00	-63.00	3.30	12.50	Vertical	-55.95	-13.00	42.95	180
7	5148.50	-58.22	3.40	12.50	Vertical	-51.27	-13.00	38.27	45
8	5884.00	-59.42	3.30	12.50	Vertical	-52.37	-13.00	39.37	225
9	6619.50	-58.57	3.80	11.50	Vertical	-53.02	-13.00	40.02	315
10	7355.00	-55.83	4.20	11.80	Vertical	-50.38	-13.00	37.38	90

Note: 1.The other Spurious RF Radiated emissions level is no more than noise floor.
2. The worst emission was found in the antenna is Vertical position.



LTE band 28 subset 2 QPSK 5MHz CH-Middle, RB 1

Harmonic	Frequency (MHz)	SG (dBm)	Cable Loss (dB)	Gain (dBi)	Antenna Polarization	ERP Level (dBm)	Limit (dBm)	Margin (dB)	Azimuth (deg)
2	1469.00	-59.29	1.70	8.70	Vertical	-54.44	-13.00	41.44	45
3	2203.50	-57.26	2.10	11.10	Vertical	-50.41	-13.00	37.41	315
4	2938.00	-58.26	2.30	13.10	Vertical	-49.61	-13.00	36.61	0
5	3672.50	-64.00	2.60	12.70	Vertical	-56.05	-13.00	43.05	0
6	4407.00	-61.14	3.30	12.50	Vertical	-54.09	-13.00	41.09	180
7	5141.50	-58.67	3.40	12.50	Vertical	-51.72	-13.00	38.72	45
8	5876.00	-58.82	3.30	12.50	Vertical	-51.77	-13.00	38.77	225
9	6610.50	-56.94	3.80	11.50	Vertical	-51.39	-13.00	38.39	315
10	7345.00	-55.71	4.20	11.80	Vertical	-50.26	-13.00	37.26	90

Note: 1. The other Spurious RF Radiated emissions level is no more than noise floor.
2. The worst emission was found in the antenna is Vertical position.

LTE band 28 subset 2 QPSK 15MHz CH-Middle, RB 1

Harmonic	Frequency (MHz)	SG (dBm)	Cable Loss (dB)	Gain (dBi)	Antenna Polarization	ERP Level (dBm)	Limit (dBm)	Margin (dB)	Azimuth (deg)
2	1459.00	-61.27	1.70	8.70	Vertical	-56.42	-13.00	43.42	270
3	2188.50	-55.74	2.10	11.10	Vertical	-48.89	-13.00	35.89	0
4	2918.00	-57.92	2.30	13.10	Vertical	-49.27	-13.00	36.27	45
5	3647.50	-64.11	2.60	12.70	Vertical	-56.16	-13.00	43.16	90
6	4377.00	-62.31	3.30	12.50	Vertical	-55.26	-13.00	42.26	180
7	5106.50	-58.72	3.40	12.50	Vertical	-51.77	-13.00	38.77	135
8	5836.00	-58.02	3.30	12.50	Vertical	-50.97	-13.00	37.97	90
9	6565.50	-58.63	3.80	11.50	Vertical	-53.08	-13.00	40.08	135
10	7295.00	-55.15	4.20	11.80	Vertical	-49.70	-13.00	36.70	45

Note: 1. The other Spurious RF Radiated emissions level is no more than noise floor.
2. The worst emission was found in the antenna is Horizontal position.



7 Main Test Instruments

Name	Manufacturer	Type	Serial Number	Calibration Date	Expiration Date
Wireless Communication Tester	Anritsu	MT8000A	6261844783	2021-05-15	2022-05-14
Wireless Communication Tester	Anritsu	MT8821C	6201538758	2021-05-15	2022-05-14
Climate Chamber	WEISS	VT 4002	58226119450 010	2021-05-15	2022-05-14
Base Station Simulator	R&S	CMW500	150415	2021-05-15	2022-05-14
Spectrum Analyzer	Keysight	N9020A	MY52330084	2021-05-15	2022-05-14
Universal Radio Communication Tester	Agilent	E5515C	GB44400275	2021-05-15	2022-05-14
Universal Radio Communication Tester	StarPoint	SP9500	SP9500-2044 0	2021-05-15	2022-05-14
Signal Analyzer	R&S	FSV3030	101411	2021-12-12	2022-12-11
Spectrum Analyzer	R&S	FSV30	104028	2021-05-15	2022-05-14
Loop Antenna	SCHWARZBECK	FMZB1519	1519-047	2020-04-02	2023-04-01
TRILOG Broadband Antenna	Schwarzbeck	VULB 9163	01111	2019-09-12	2022-09-11
Horn Antenna	Schwarzbeck	BBHA 9120D	1594	2020-12-17	2023-12-16
Software	R&S	EMC32	10.35.10	/	/

*****END OF REPORT *****



ANNEX A: The EUT Appearance

The EUT Appearance are submitted separately.



ANNEX B: Test Setup Photos

The Test Setup Photos are submitted separately.