

Fig.3

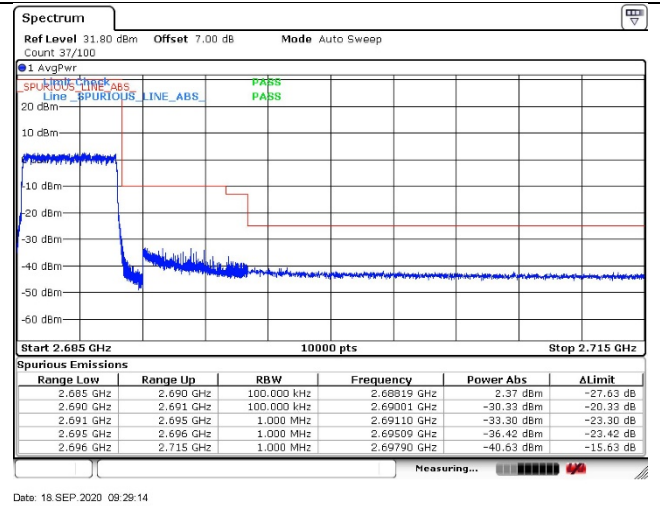


Fig.4

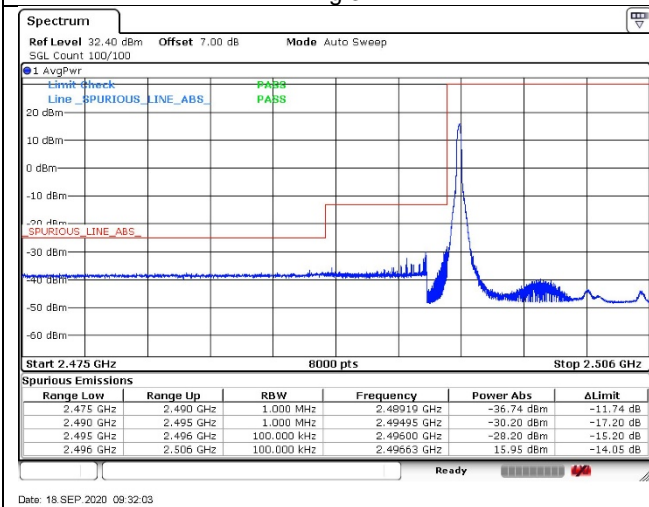


Fig.5

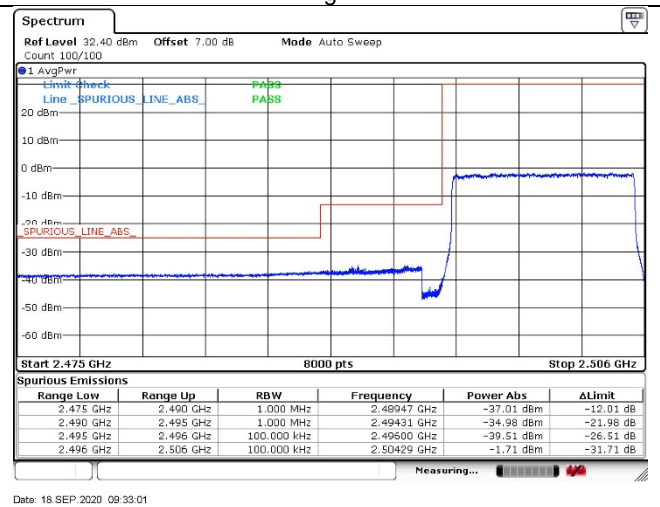


Fig.6

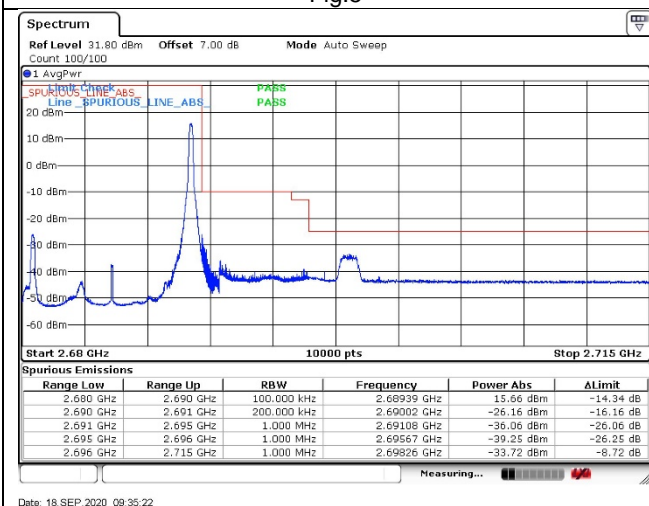


Fig.7

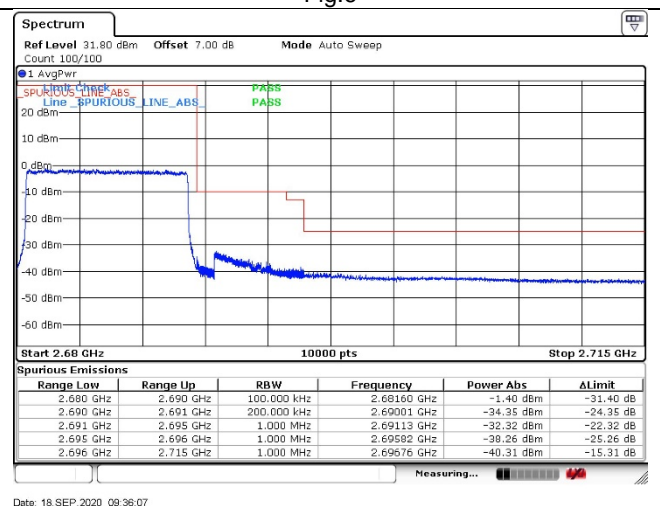


Fig.8

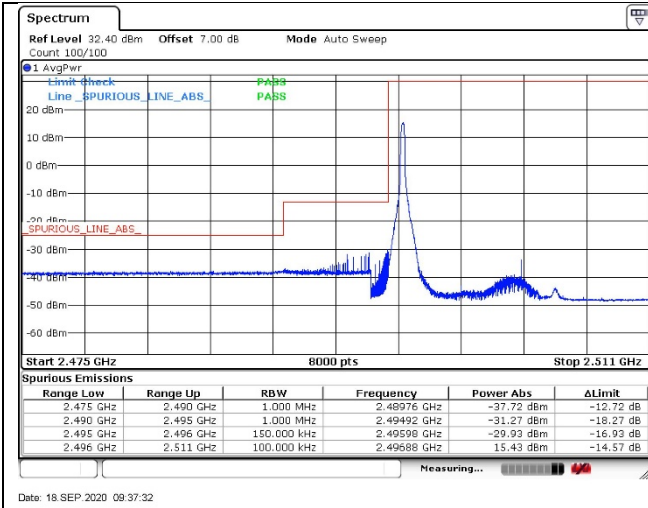


Fig.9

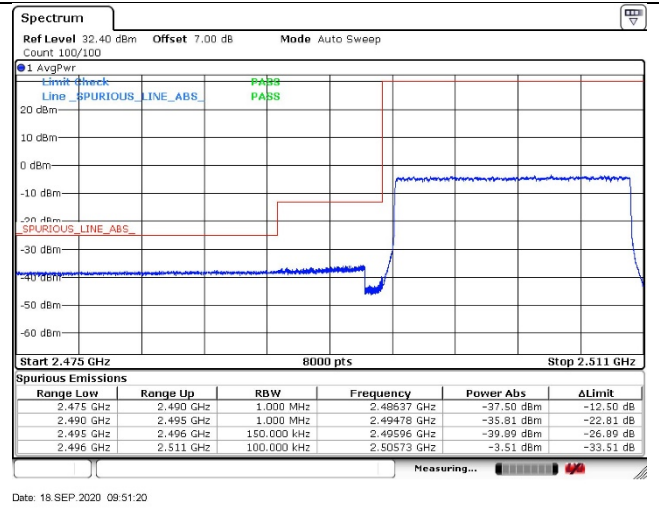


Fig.10

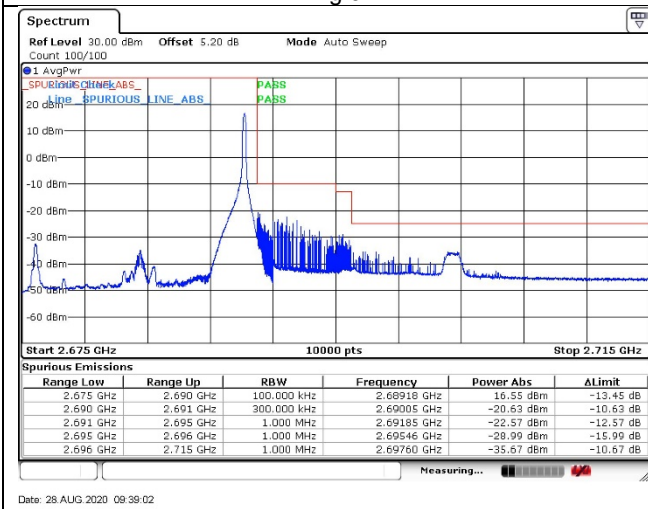


Fig.11

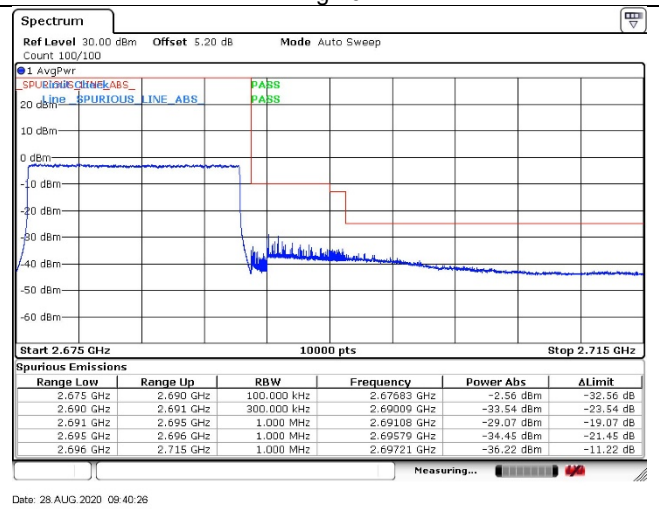


Fig.12

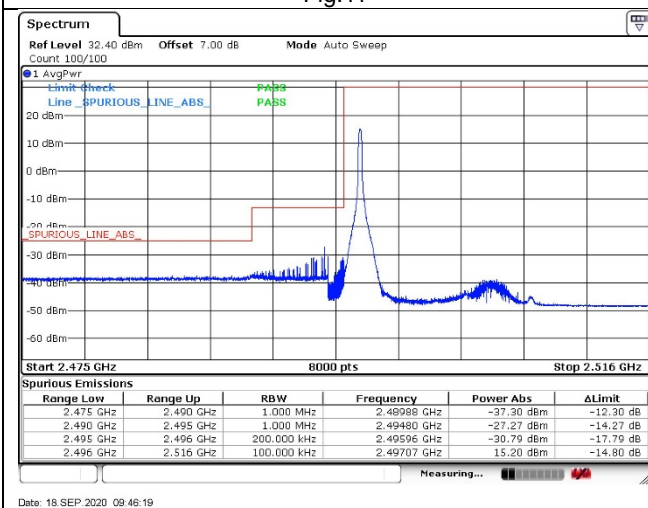


Fig.13

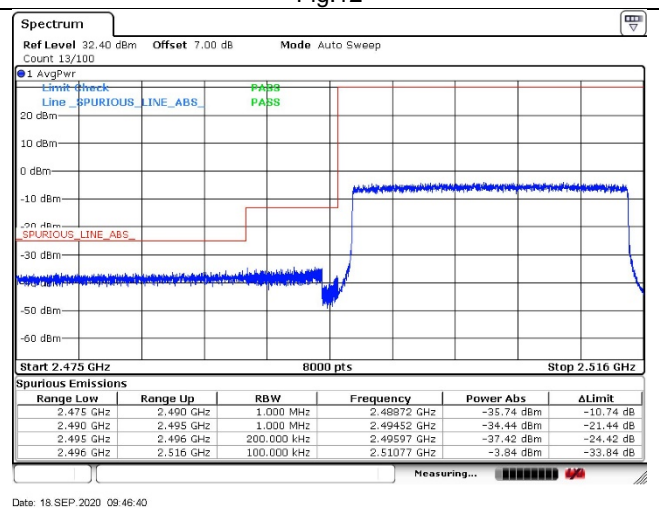


Fig.14

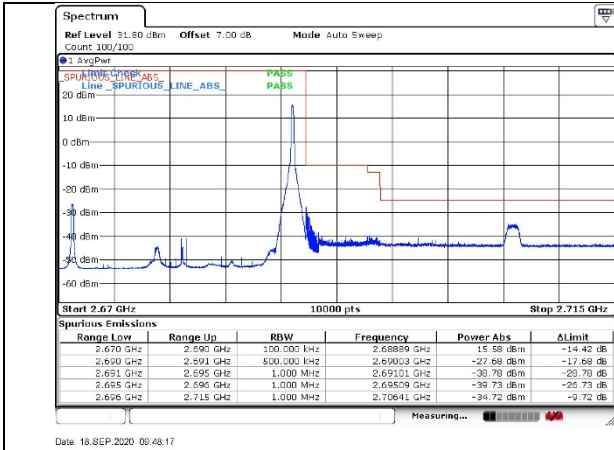


Fig.15

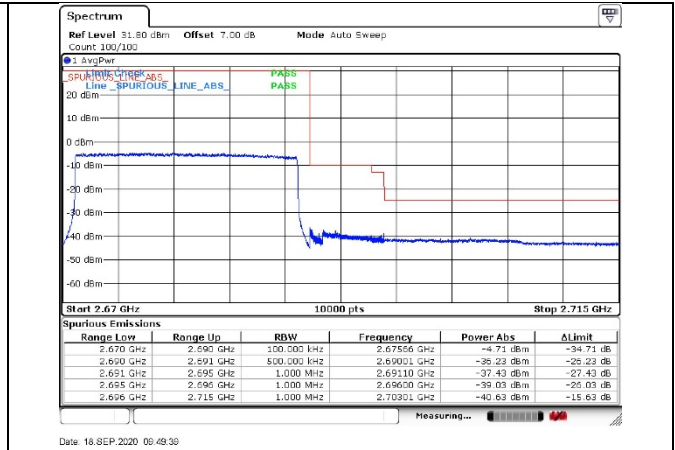


Fig.16

6 Frequency Stability

Test result:

Temperature(°C)	Voltage	Test Result (ppm) Band41 Low Channel			
		5M	10M	15M	20M
-10	NV	-0.074	0.095	-0.092	0.031
0	NV	-0.075	-0.028	0.045	-0.056
+10	NV	0.063	-0.085	-0.033	-0.094
+20	NV	0.000	0.000	0.000	0.000
+30	NV	0.070	0.056	0.047	-0.028
+40	NV	0.014	-0.022	-0.018	-0.069
+50	NV	-0.094	-0.100	-0.033	0.021
+55	NV	0.068	-0.091	0.040	0.020
+20	LV	-0.080	-0.050	0.029	0.059
+20	HV	-0.032	0.014	-0.031	-0.092

Temperature(°C)	Voltage	Test Result (ppm) Ban41 High Channel			
		5M	10M	15M	20M
-10	NV	-0.044	0.097	-0.090	-0.001
0	NV	0.068	0.078	0.009	0.090
+10	NV	0.012	0.004	0.002	-0.079
+20	NV	0.000	0.000	0.000	0.000
+30	NV	-0.055	0.002	0.037	0.061
+40	NV	0.059	-0.022	0.062	0.092
+50	NV	-0.009	-0.018	-0.030	-0.032
+55	NV	0.013	0.013	-0.022	-0.055
+20	LV	0.079	0.064	-0.068	-0.085
+20	HV	-0.061	-0.079	0.089	0.059