

Fig.17

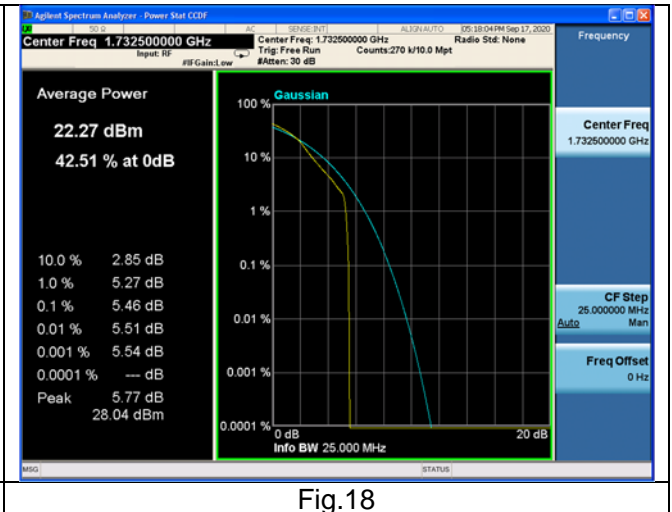


Fig.18

4 Spurious Emissions at antenna terminal

Band	Carrier frequency (MHz)	Channel	BW	RB Size	RB Offset	Conducted Spurious Plot
						QPSK
4	1720	20050	20	1	0	Fig.1-2
	1732.5	20175	20	1	0	Fig.3-4
	1745	20300	20	1	0	Fig.5-6

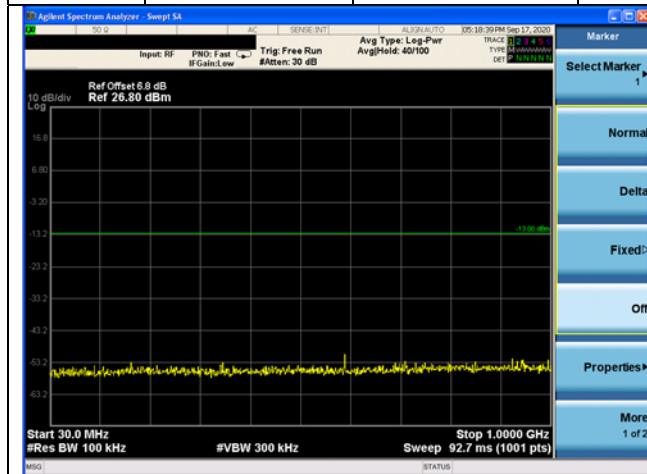


Fig.1

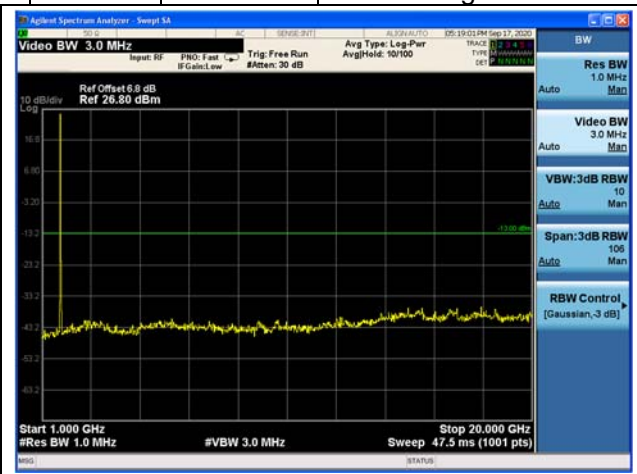


Fig.2

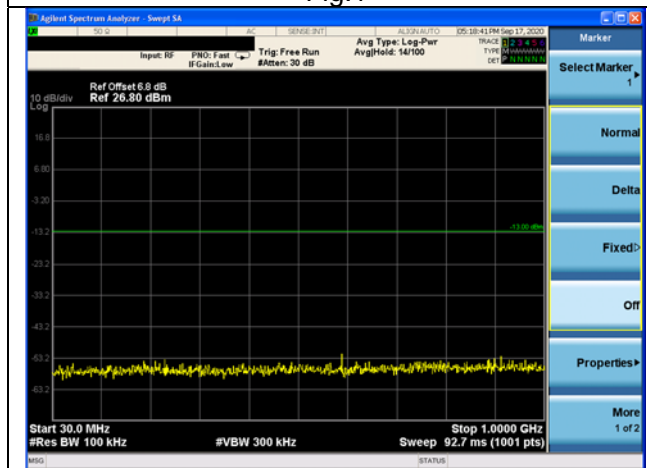


Fig3

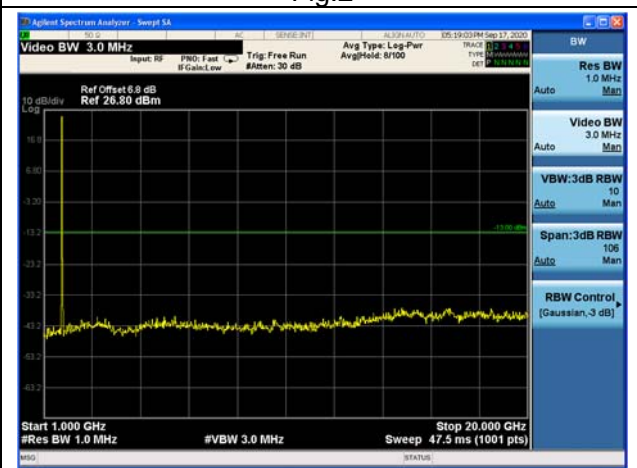


Fig4

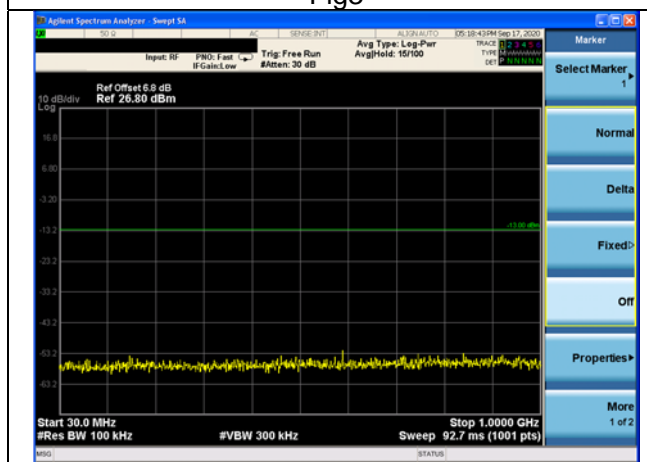


Fig5

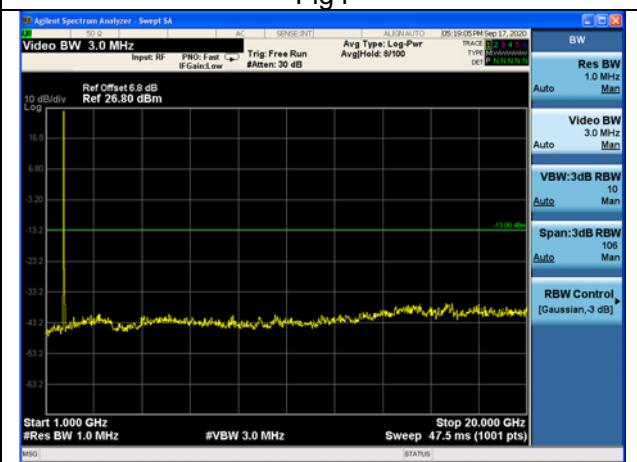


Fig6

5 Band Edges Compliance

Test result

Band	Carrier frequency (MHz)	Channel	BW	RB Size	RB Offset	Band Edges Plot	
						QPSK	
4	1710.7	19957	1.4	1	0	Fig.1	
				6	0	Fig.2	
	1754.3	20393		1	5	Fig.3	
				6	0	Fig.4	
	1711.5	19965	3	1	0	Fig.5	
				15	0	Fig.6	
	1753.5	20385		1	14	Fig.7	
				15	0	Fig.8	
	1712.5	19975		5	1	0	Fig.9
					25	0	Fig.10
	1752.5	20375	1		24	Fig.11	
			25		0	Fig.12	
	1715	20000	10		1	0	Fig.13
					50	0	Fig.14
	1750	20350		1	49	Fig.15	
				50	0	Fig.16	
	1717.5	20025	15	1	0	Fig.17	
				75	0	Fig.18	
	1747.5	20325		1	74	Fig.19	
				75	0	Fig.20	
	1720	20050	20	1	0	Fig.21	
				100	0	Fig.22	
	1745	20300		1	99	Fig.23	
				100	0	Fig.24	

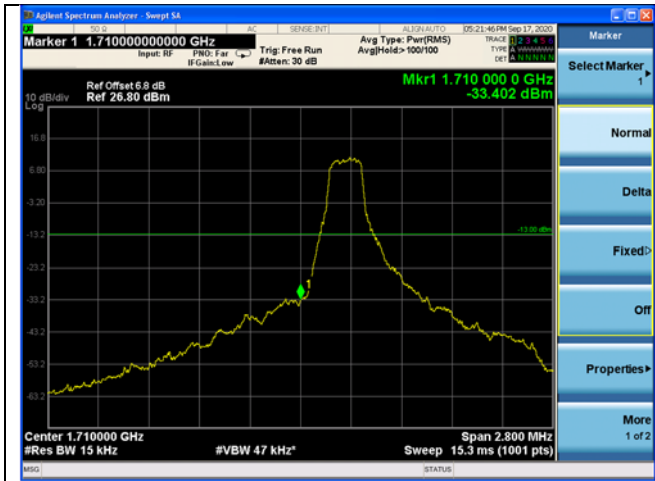


Fig.1

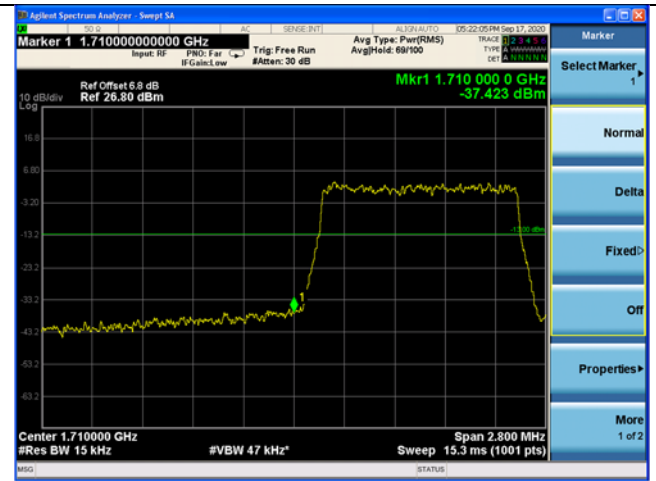


Fig.2

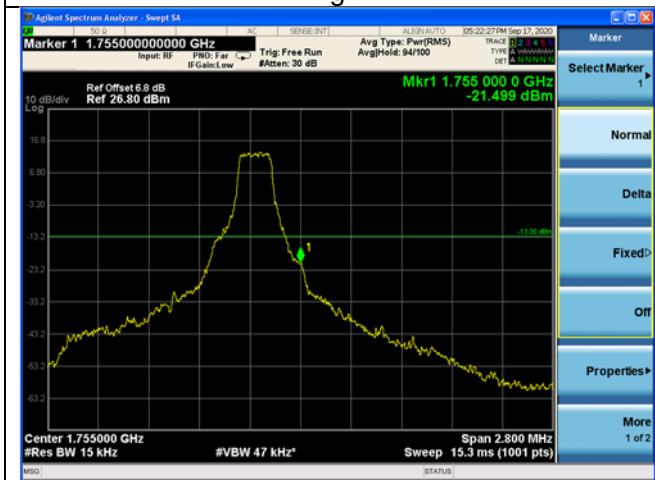


Fig.3

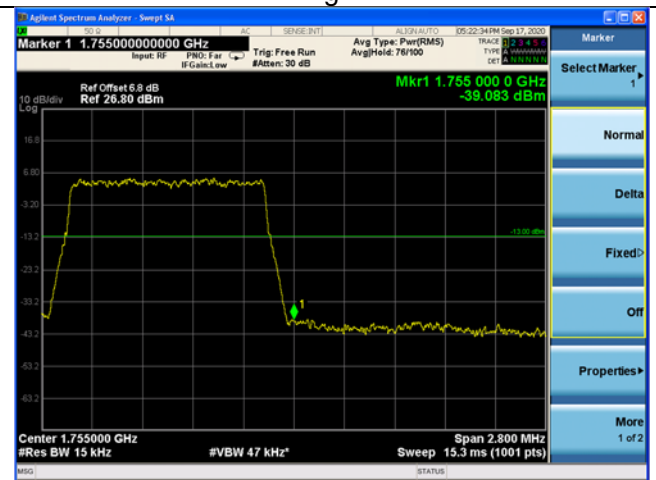


Fig.4

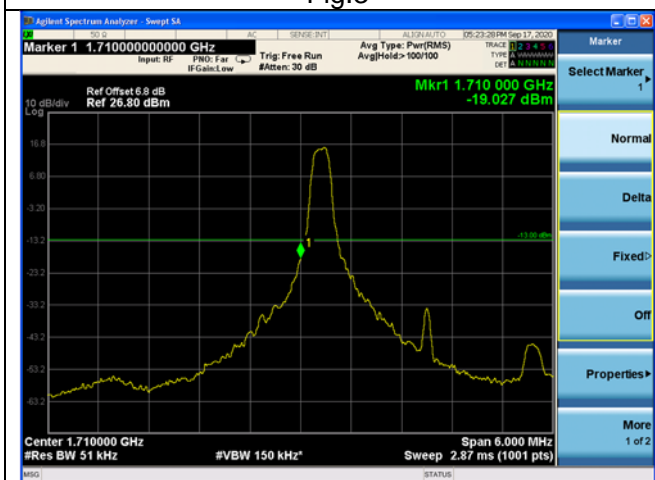


Fig.5

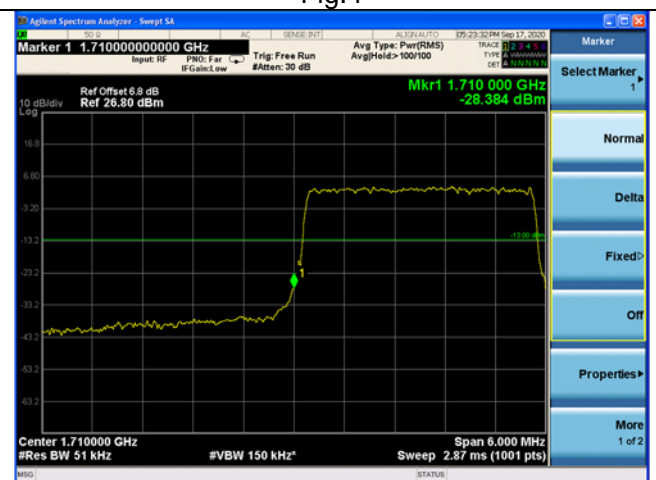


Fig.6

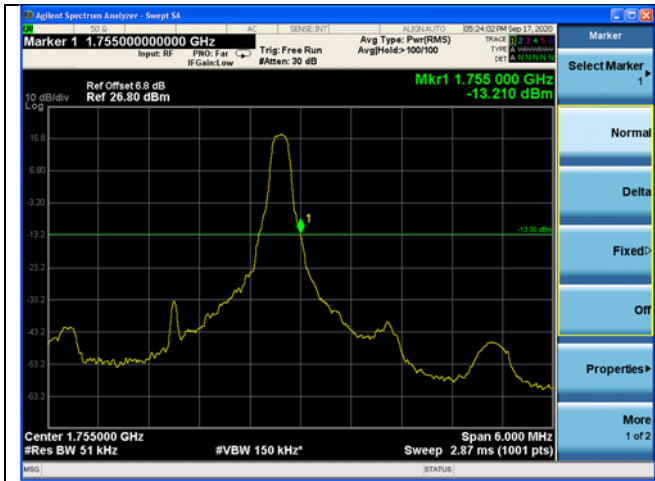


Fig.7



Fig.8

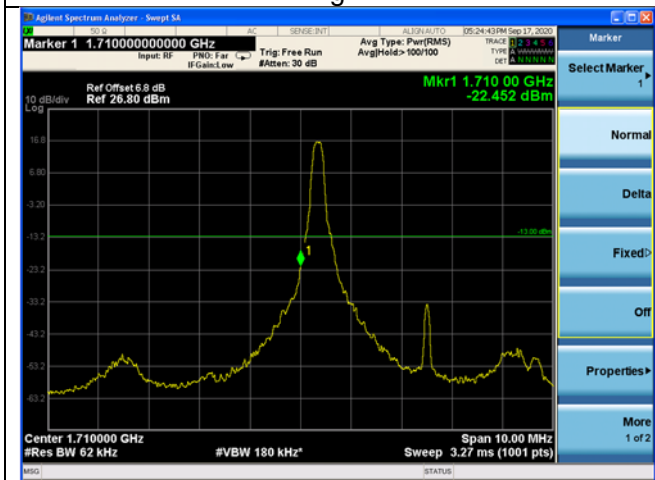


Fig.9

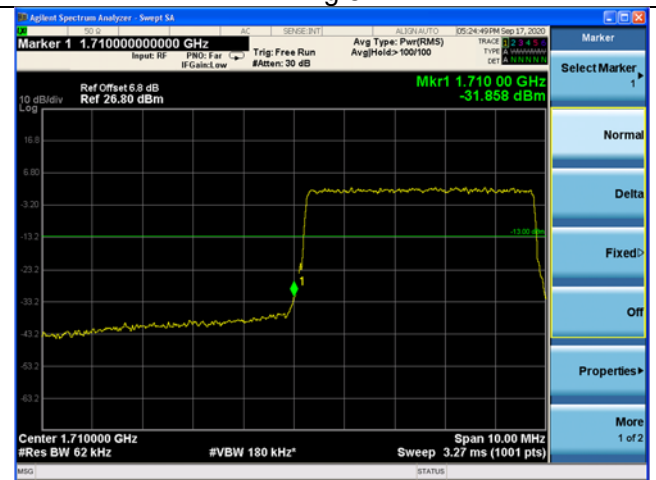


Fig.10

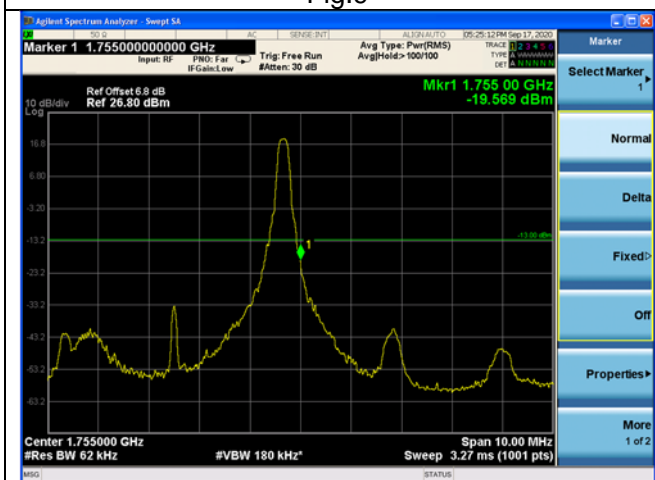


Fig.11

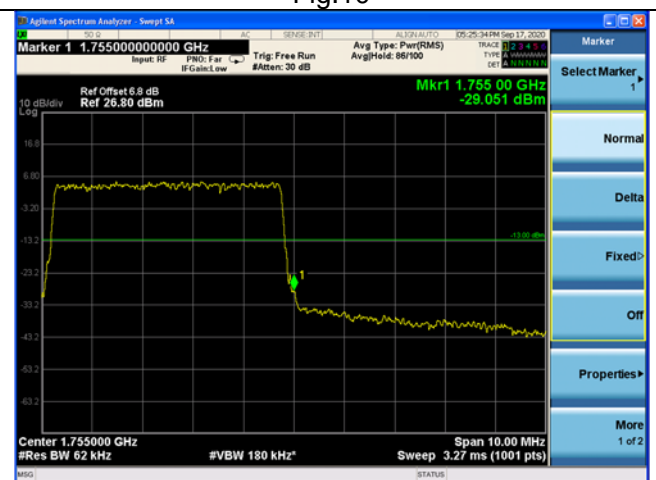


Fig.12

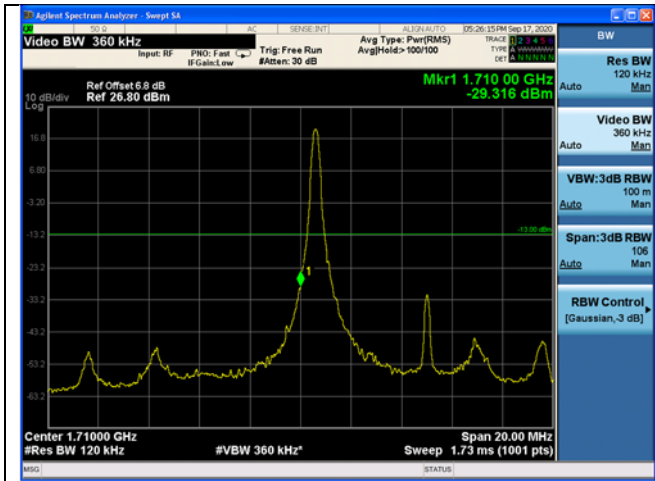


Fig.13

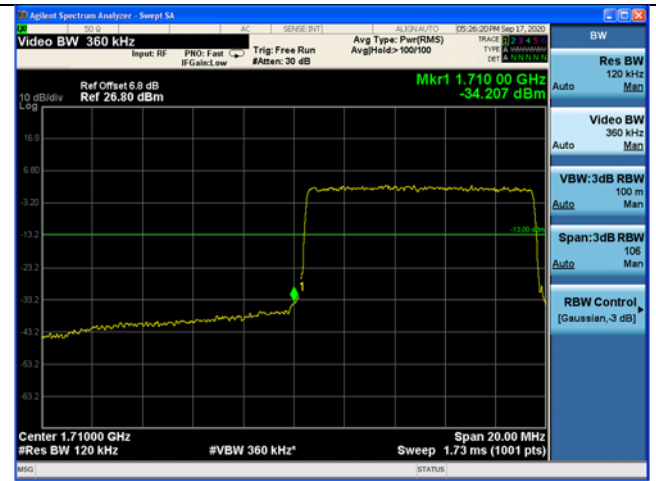


Fig.14

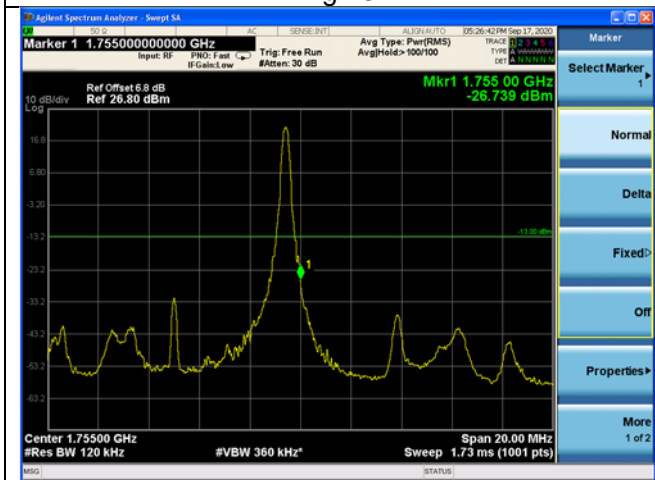


Fig.15



Fig.16

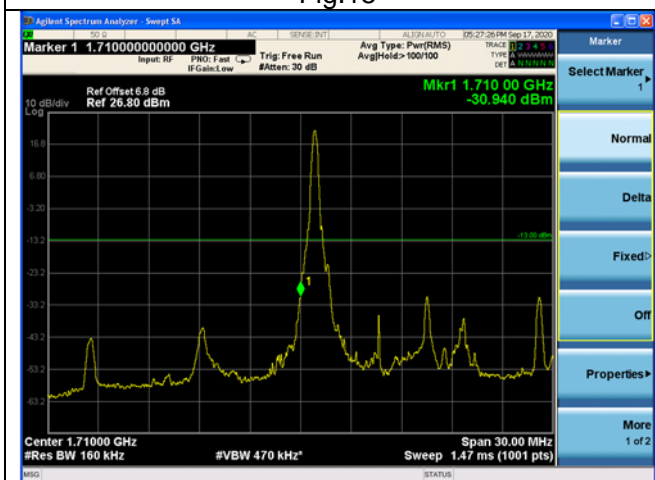


Fig.17

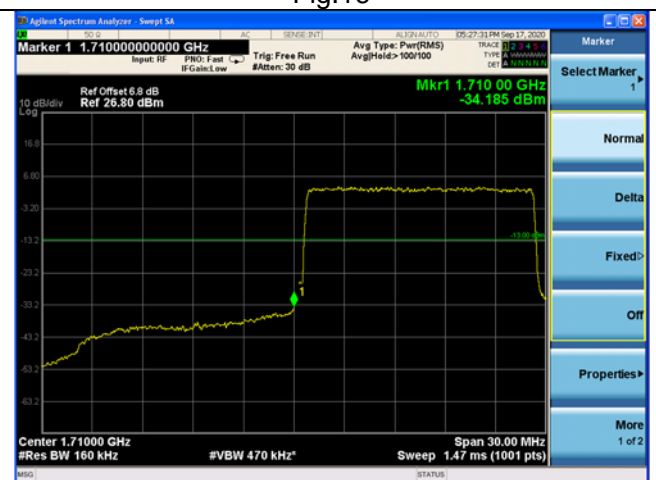


Fig.18

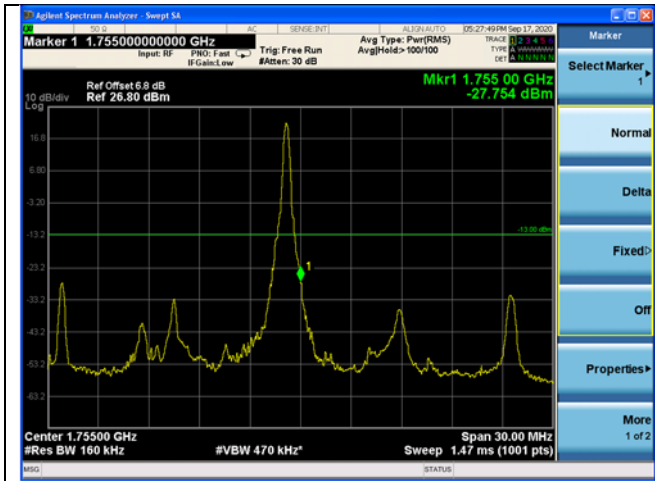


Fig.19



Fig.20

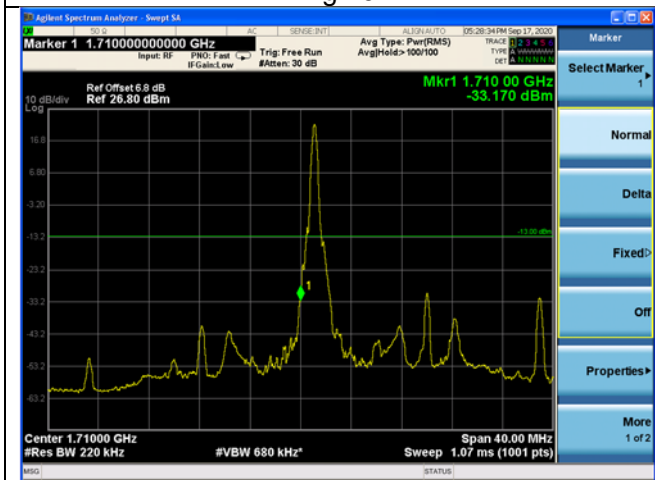


Fig.21

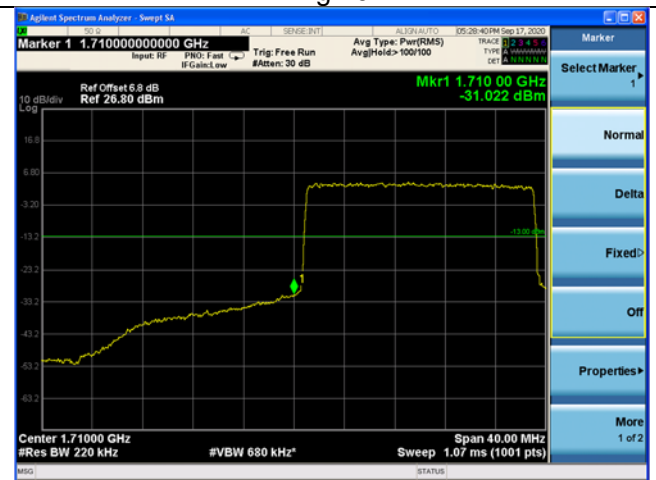


Fig.22

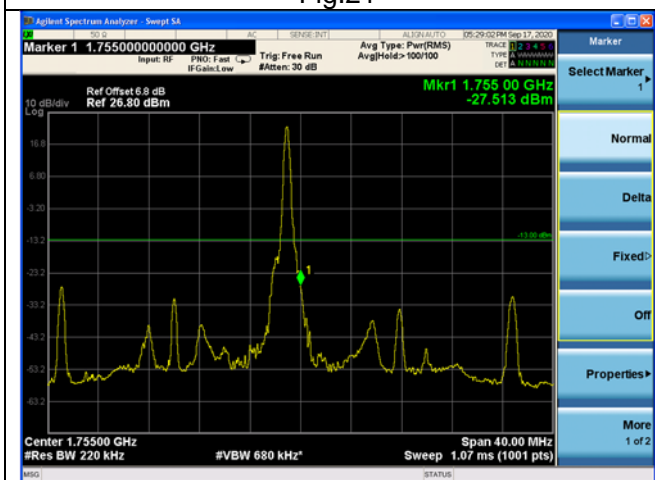


Fig.23



Fig.24

6 Frequency Stability

Test result:

Temperature(°C)	Voltage	Test Result (ppm) Band4 Low Channel					
		1.4M	3M	5M	10M	15M	20M
-10	NV	0.054	0.015	0.046	0.035	-0.031	0.085
0	NV	0.058	0.093	-0.058	0.082	0.000	0.057
+10	NV	-0.069	0.037	0.092	0.066	-0.088	-0.086
+20	NV	0.000	0.000	0.000	0.000	0.000	0.000
+30	NV	-0.095	-0.042	0.026	-0.059	0.094	0.031
+40	NV	-0.037	-0.080	-0.070	-0.087	0.091	0.006
+50	NV	0.081	0.060	0.079	-0.018	-0.026	0.021
+55	NV	0.066	-0.047	-0.004	0.027	-0.056	0.074
+20	LV	0.036	0.100	-0.040	-0.053	-0.007	-0.084
+20	HV	-0.035	0.098	0.028	0.018	-0.084	-0.007

Temperature(°C)	Voltage	Test Result (ppm) Band4 High Channel					
		1.4M	3M	5M	10M	15M	20M
-10	NV	-0.036	-0.002	0.026	-0.066	0.016	0.021
0	NV	-0.080	0.030	-0.081	0.015	0.086	-0.071
+10	NV	-0.003	0.087	-0.075	0.096	-0.006	0.081
+20	NV	0.000	0.000	0.000	0.000	0.000	0.000
+30	NV	0.004	-0.081	0.047	-0.061	-0.084	0.006
+40	NV	0.015	0.098	-0.040	-0.075	0.096	-0.022
+50	NV	0.003	-0.080	-0.027	0.006	0.046	-0.068
+55	NV	0.098	0.087	0.061	-0.098	-0.084	-0.014
+20	LV	0.068	-0.018	-0.004	0.068	-0.063	-0.028
+20	HV	0.092	-0.001	0.068	-0.052	-0.066	-0.074