



iMouse™ G25 Wireless Ergonomic Mouse



Model: iMouse G25

QuickGuide English

www.adesso.com

LIMITED WARRANTY

Adesso provides a one year limited warranty for all of its products against defects in material and workmanship.

During this period, Adesso will repair or replace any product which proves to be defective. However, Adesso will not warranty any product which has been subject to improper freight handling, shipping abuse, neglect, improper installation or unauthorized repair. The warranty will not cover products installed with components not approved by Adesso and products where the sealed assembly trace has been broken.

If you discover a defect, Adesso will, at its option, repair or replace the product at no charge to you provided you return it during the warranty period with freight charges pre-paid to Adesso. Before returning any product, you must obtain a Return Merchandise Authorization number (RMA). This RMA # must be clearly marked on the outside of the package you are returning for warranty service. Be certain to also include your name, shipping address (no PO Boxes), telephone number, and a copy of the invoice showing proof of purchase in the package.

SUPPORT

We have listed most of our FAQ's (Frequently Asked Questions) at <http://www.adesso.com/faqs.asp>. Please visit our FAQ Service & you contact our E-mail or Telephone Support.

Email Support: If our FAQ's do not help you resolve your issue, please contact support@adesso.com.

Telephone Support:
Toll Free: (800) 795-6788
9:00AM to 5:00PM PST Monday - Friday

INTRODUCTION

Experience new levels of productivity with the Adesso iMouse G25 Wireless Ergonomic Laser Mouse. This 2.4 GHz Radio Frequency wireless mouse offers you 30 feet of wireless freedom and eliminates the constraints wired mice often cause. Its laser sensor tracking method lets you work on any surface with better speed and accuracy. In addition, the iMouse G25 includes three distinct levels of DPI resolution (800, 1200 & 1600) for precise targeting (800 DPI), quick response (1200 DPI) or fast maneuvers (1600 DPI). Easily switch between these DPI resolutions with the DPI Switch button located on the top of mouse. All these features, along with its ergonomic design, provide great control, response and comfort with minimal hand movement.

SPECIFICATIONS

- Tracking Method: Laser Sensor
- Connectivity: 2.4 GHz Radio Frequency Wireless Technology
- Range: Up to 30 ft. (10 m)
- Maximum DPI: 1600
- Adjustable DPI: 3 Levels - 800, 1200 & 1600
- Features: Scroll Wheel, Auto Sleep Mode & (2) Internet Navigation Buttons
- Hand Orientation: Right
- Power: (2) AAA Batteries

REQUIREMENTS

- Operating System: Windows® 8/ 7/ Vista/ XP/ 2000
- Connectivity Interface: USB port for Micro USB Wireless Receiver

CONTENTS



iMouse G25



Micro USB Wireless Receiver

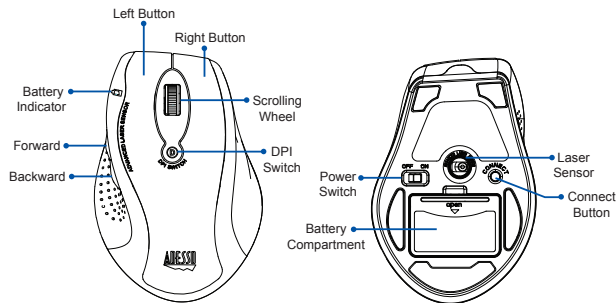


(2) AAA Batteries



Quick Start Guide

DESCRIPTIONS

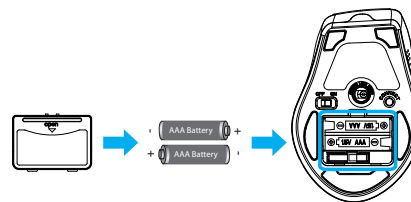


4

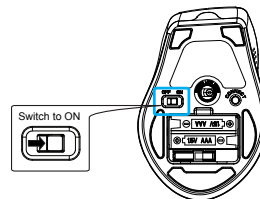
INSTALLATION

1. Remove battery cover from mouse battery compartment and insert (2) AAA batteries into device. Close the battery compartment cover.

A

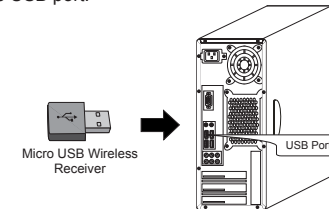


2. Turn the power switch to ON.



5

3. Plug the Micro USB Wireless Receiver into your computer's available USB port.



4. Your computer's operating system will automatically detect and connect the device (this device is plug and play, no driver is required). Your mouse is now ready for use.

TROUBLESHOOTING:

If you cannot get your iMouse to work after installation try the following:

1. Make sure you are using new batteries and verify they are properly installed in battery compartment.
2. Ensure iMouse Power Switch is set to ON. Then press the Connect Button to establish wireless connection.
3. Ensure that the Micro USB Wireless Receiver is securely plugged into a properly powered USB port on your computer.

Note: Wireless phone, routers and other devices that use 2.4GHz frequency may cause interference with wireless mouse. Please relocate such wireless appliances away from your mouse.

6

FCC Caution: Any changes or modifications not expressly approved by the party responsible for compliance could void the user's authority to operate this equipment.

This device complies with Part 15 of the FCC Rules. Operation is subject to the following two conditions: (1) This device may not cause harmful interference, and (2) this device must accept any interference received, including interference that may cause undesired operation.

15.105 Information to the user.

(b) For a Class B digital device or peripheral, the instructions furnished the user shall include the following or similar statement, placed in a prominent location in the text of the manual:

Note: This equipment has been tested and found to comply with the limits for a Class B digital device, pursuant to part 15 of the FCC Rules. These limits are designed to provide reasonable protection against harmful interference in a residential installation. This equipment generates, uses and can radiate radio frequency energy and, if not installed and used in accordance with the instructions, may cause harmful interference to radio communications. However, there is no guarantee that interference will not occur in a particular installation. If this equipment does cause harmful interference to radio or television reception, which can be determined by turning the equipment off and on, the user is encouraged to try to correct the interference by one or more of the following measures:

- Reorient or relocate the receiving antenna.
- Increase the separation between the equipment and receiver.
- Connect the equipment into an outlet on a circuit different from that to which the receiver is connected.
- Consult the dealer or an experienced radio/TV technician for help.