



# RTR-500B1

## Large Capacity Battery Pack

## T&D CORPORATION

Shimadachi 817-1, Matsumoto, Nagano 390-0852 Japan

Tel:+81-263-40-0131 Fax:+81-263-40-3152

E-mail: support@tannd.com

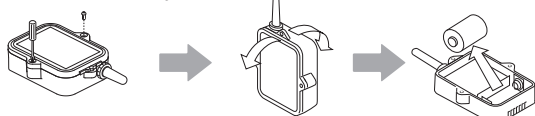
Homepage: http://www.tannd.com/

© Copyright 2003 T&D Corporation. All rights reserved. 2009.04 16004244230 3rd Edition

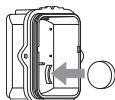
## How to Attach

**Caution:** If you do not wish to lose the recorded data, please finish this operation in less than 1 minute from the time that you remove the battery from the RTR-500x Series unit. (We suggest that you download recorded data before attaching the adaptor. For details about downloading data, see the User's Manual that comes with the software you are using or the Base Unit being used for our Thermo Recorder RTR-500x Series Data Loggers.)

1. Remove the back lid from the RTR-500x Series unit, open the unit and take out the battery.



2. Attach the double-sided adhesive tape to the back of the drying agent and fix to the inner side of the RTR-500B1.



3. Insert the accompanying lithium battery into the battery pack.



4. Check the RTR-500B1 rubber packing for abrasions, cuts and dirt. If the packing is in good condition, insert into the grooves making sure that it is properly fit.

### Caution:

- Abrasions or dirt may cause small opening to occur through which water or other foreign objects can enter and cause damage to the unit.
- The rubber packing is a special item and is not sold in stores. If it becomes damaged, please replace it by ordering [Maintenance Set](TR-00P1) or by ordering a new [Large Capacity Battery Pack Battery Set] (RTR-500B2).

## About this Product

This product is a Large Capacity Battery Pack especially designed for use with our RTR-500x Series data loggers.

**Caution:** If this product is used in combination with any product other than those specified above, T&D Corporation shall in no manner, whatsoever, guarantee the operation of this product.

## Package Contents

The package contains the following:



Large Capacity Battery Pack



Rubber Packing



Attachment hook



Drying agent  
(Silica Gel)



Double-sided  
Adhesive Tape × 1  
(for fastening silica gel)



Screw × 2  
(extras for fastening back of  
main unit)

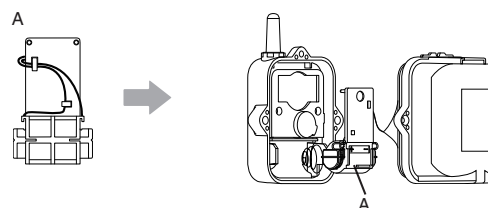
## Specifications

|                       |  |
|-----------------------|--|
| Power                 | : Lithium Battery × 1 (LS26500)  |
| Battery Life          | : about 2 years and 6 months<br>(Monitoring at 1 minute interval=about 20 months <sup>※1</sup> ) |
| Waterproof Capability | : Splash proof   |
| Weight                | : about 75g (including lithium battery)  |
| Operating Temperature | : -40-80°C <sup>※2</sup>   |

### Note:

- ※ 1 : Battery Life varies depending on measuring environment, recording interval, transmission frequency, and ambient temperature. The battery life estimated here is calculated using a new battery under normal operating conditions and in no way should be understood as a guarantee of battery life.
- ※ 2 : Operating temperature depends on the specifications for the data logger being used.

5. Making sure that the 2 electrical wires are in the grooves as in diagram A (below left), insert A (as in right diagram) into the battery space of the RTR-500x Series unit. Close the case and fasten the screws.

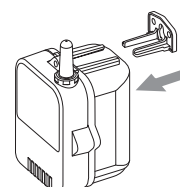


**Caution:** If the electrical wires are not properly in their grooves, the lid may not completely close. Please make sure that the wires are in their grooves before continuing.

If no recording settings have been made before carrying out this operation, recording will begin from the time section A is inserted into the battery space.

※ If, after inserting section A, nothing appears in the unit's LCD display, please repeat the steps above and attach again. For details about the display, see the appropriate user's manual for the RTR-500x Series unit.

6. If necessary, put on the attachment hook.



## ◆ Notices about this User's Manual

- Please read this manual carefully before using the product.
- All rights of this User's Manual belong to T&D Corporation. It is prohibited to use, duplicate and/or arrange a part or whole of this User's Manual without the permission of T&D Corporation.
- Please follow the safety precautions carefully. We cannot guarantee nor are we responsible for safety if this product is used in any manner other than was intended.
- T&D Corporation accepts no responsibility for any malfunction of and /or trouble with this product or with your computer that is caused by the improper handling of this product and will deem such trouble or malfunction as falling outside the conditions for free repair of the attached warranty.
- T&D Corporation accepts no responsibility for any result or effects from using this User's Manual.



- Figures and illustrations in this manual may be slightly simplified and may differ from the actual product.
- On screen messages, figures or illustrations in this manual may vary slightly or be simplified from the actual messages and product.
- We sincerely hope that the contents of this manual are true and complete. If you find any information to have been omitted, or if the information within is confusing or mistaken please, contact your retailer or T&D Corporation.
- Microsoft<sup>®</sup>, Windows<sup>®</sup> and WindowsNT<sup>®</sup> are registered trademarks of Microsoft Corporation USA and are binding in the USA and all other countries. Company names and product names are trademarks or registered trademarks of each company.
- This User's Manual cannot be reissued, so please keep it in a safe place.
- Please carefully read this User's Manual and Free Repair Warranty.

## ◆ Notices about this User's Manual






※ Please carefully observe the following safety measures when using our product.

To prevent any loss or damage to our customers, other people and / or property, and to ensure the proper use of our products we ask that before using our product you carefully read, understand and follow the safety rules and precautions for our products as outlined below.




[Explanation of Warning Symbols]




|   |  |
|---|--|
|  <b>DANGER</b>  | These entries are actions that absolutely under no circumstance should be taken. The taking of such an action may cause serious personal physical damage or death. |
|  <b>CAUTION</b> | These entries are actions that if taken may lead to physical injury or damage to persons or things.  |

Explanation of Picture Symbols]







|   |  |
|---|--|
|  | This symbol denotes an important warning or caution. Inside or near the symbol will appear another symbol giving details.<br>(EX:  stands for FIRE OR ELECTROCUTION) |
|  | This symbol denotes a forbidden action. Inside or near the symbol will appear another symbol giving details.<br>(EX:  stands for DO NOT TAKE APART)                  |
|  | This symbol denotes an action that you must take. Inside or near the symbol will appear another symbol giving details.   |



### DANGER

-  Do not take apart, repair or modify the main unit. It may cause fire, electrocution or damage. Ask the shop where you purchased the product or T&D Corporation to carry out any repairs.
-  If any smoke or strange smells are emitted from the unit, immediately cease using it. Continued use may cause fire, electrocution or damage.
-  Do not use any batteries other than those that are recommended. It may cause fire or damage.

-  If water or a foreign object enters the case, immediately cease using it.
-  Store all batteries, sensors and Thermo Recorder units out of the reach of children. It is dangerous to swallow batteries.
-  Please be careful when using the units in overly hot or cold environments; touching the units may cause burns or frostbite.

### CAUTION

-  T&D is not responsible for any malfunction or trouble caused by the use of our product or any problem caused by the malfunction of our unit. Please be fully aware of this before using our product.
-  This product has been designed for private or industrial use only. It is not for use in situations where strict safety precautions are necessary such as in connection with medical equipment whether directly or indirectly.
-  Do not drop or expose the unit to strong impact.
-  Battery terminals may provide insufficient contact due to age or vibration. Please be careful not to lose data due to insufficient contact.
-  Battery life depends on the measurement environment, communication frequency, recording interval and battery quality.
-  Pay attention to water leakage or foreign objects entering into the unit case as in the following cases.
  - The case was closed with dust, hair, etc., on the rubber packing or in the groove for the packing.
  - The rubber packing becomes damaged. (In this case, please purchase the optional maintenance set.)

-  Remove batteries from any unit that is not to be used for a long period of time. Batteries left in a unit not being used for a long time may leak and cause a malfunction.
-  Do not use or store the unit in places such as listed below: It may cause electrocution, fire or damage to the unit or to your computer.
  - Areas exposed to direct sunlight.
  - Areas exposed to water or high-pressure water flow.
  - Areas exposed to organic solvents and corrosive gas.
  - Areas exposed to strong magnetic fields.
  - Areas exposed to static electricity.
  - Areas exposed to fire or overheating.
  - Areas exposed to excessive dust or smoke.