

## User manual

SETTING UP THE O: Search for THE O on the App Store or Google Play. Download and open the app. Simply follow the set up instructions the app gives you, and enjoy THE O!

For further support, please visit

[www.owithme.com](http://www.owithme.com) or email [support@owithme.com](mailto:support@owithme.com)

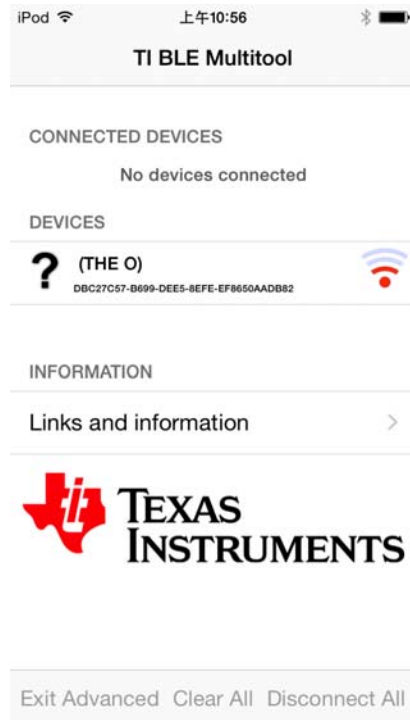


Photo 1

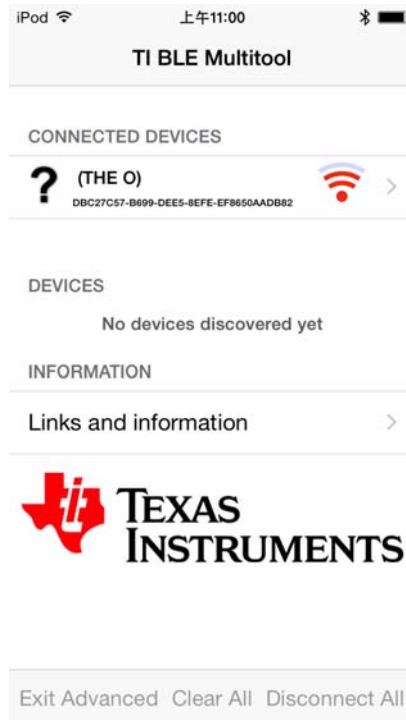
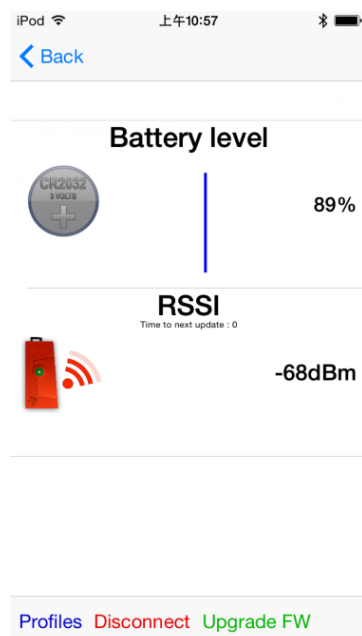


Photo 2

For best results, use battery type CR2025 Batteries should be recycled or disposed of as per state and local guidelines

Warning: Changes or modification to this unit not expressly approved by the party responsible for compliance could void the user's authority to operate the equipment.



THE O HARDWARE LIMITED WARRANTY: THE O is covered with a limited 1 year warranty. You can read the terms of the warranty at [www.owithme.com/warranty](http://www.owithme.com/warranty)

WARNING CHOKING HAZARD: Small parts. Not for children under 3 years.

FCC STATEMENT: This device complies with Part 15 of the FCC Rules. Operation is subject to the following two conditions: (1) this device may not cause harmful interference, and (2) this device must accept any interference received, including interference that may cause undesired operation.

Changes or modifications not expressly approved by the party responsible for compliance could void the user's authority to operate the equipment.

NOTE: This equipment has been tested and found to comply with the limits for a Class B digital device, pursuant to Part 15 of the FCC Rules. These limits are designed to provide reasonable protection against harmful interference in a residential installation. This equipment generates, uses and can radiate radio frequency energy and, if not installed and used in accordance with the instructions, may cause harmful interference to radio communications. However, there is no guarantee that interference will not occur in a particular installation. If this equipment does cause harmful interference to radio or television reception, which can be determined by turning the equipment off and on, the user is encouraged to try to correct the interference by one or more of the following measures:

- Reorient or relocate the receiving antenna.
- Increase the separation between the equipment and receiver.
- Connect the equipment into an outlet on a circuit different from that to which the receiver is connected.
- Consult the dealer or an experienced radio/TV technician for help.

The device has been evaluated to meet general RF exposure requirement. The device can be used in portable exposure condition without restriction.