





## Photographs of the Test Configuration

### Conducted Emission Test



**Configuration 1: Model BT740-SA, Chip antenna, Z-plane**

**Radiated Emission below 1GHz Test**







### Radiated Emission below 1GHz Test





**Radiated Emission above 1GHz Test**







**Radiated Emission above 1GHz Test**




**Configuration 2: Model BT740-SC, ceramic Patch antenna, Y-plane**  
**Radiated Emission below 1GHz Test**







### Radiated Emission below 1GHz Test



**Radiated Emission above 1GHz Test**





**Radiated Emission above 1GHz Test**

