






Photographs of the Test Configuration


Conducted Emission Test Test Mode A










Conducted Emission Test_ Test Mode B













Conducted Emission Test_Test Mode C








Model BT740-SC






Conducted Emission Test_ Test Mode D














Radiated Emission Test_Test Mode A











Radiated Emission Test_Test Mode B









Radiated Emission Test_Test Mode C







Radiated Emission Test_Test Mode D

