




Photographs of the Test Configuration

Conducted Emission Test





Conducted Emission Test




Printed PCB antenna with 50 ohm load


Radiated Emission Below 1GHz Test





Radiated Emission Below 1GHz Test




Radiated Emission Below 1GHz Test





Radiated Emission Above 1GHz Test



Radiated Emission Above 1GHz Test





Radiated Emission Above 1GHz Test




MHF4 connector antenna with 50 ohm load

Radiated Emission Below 1GHz Test





Radiated Emission Below 1GHz Test




Radiated Emission Below 1GHz Test



Radiated Emission Above 1GHz Test



Radiated Emission Above 1GHz Test



Radiated Emission Above 1GHz Test

