



Photographs of the Test Configuration

Conducted Emission Test




Conducted Emission Test





For Ant. 1, Laird MAF94051, Dipole antenna

Radiated Emission Below 1GHz Test





Radiated Emission Below 1GHz Test




Radiated Emission Below 1GHz Test





Radiated Emission Above 1GHz Test



Radiated Emission Above 1GHz Test





Radiated Emission Above 1GHz Test





For Ant. 2, Laird NanoBlade-IP04, PCB Dipole antenna


Radiated Emission Below 1GHz Test





Radiated Emission Below 1GHz Test





Radiated Emission Below 1GHz Test





Radiated Emission Above 1GHz Test




Radiated Emission Above 1GHz Test





Radiated Emission Above 1GHz Test




For Ant. 5, Ethertronics WLAN_1000146, Isolated Magnetic Dipole antenna
Radiated Emission Below 1GHz Test





Radiated Emission Below 1GHz Test





Radiated Emission Below 1GHz Test



Radiated Emission Above 1GHz Test



Radiated Emission Above 1GHz Test



Radiated Emission Above 1GHz Test

