

The Laird Connectivity Wi-Fi 6E Mini NanoBlade Flex 6 GHz is a flexible PCB antenna that supports 3 bands of WLAN applications, including the 6 to 7.125 GHz band enabling Wi-Fi 6E. These small flexible printed circuit antennas can be embedded in space-sensitive applications. They offer excellent efficiency over all 3 Wi-Fi bands. The antennas are specifically designed to be embedded inside various IoT devices for aesthetically pleasing integration.

FEATURES AND BENEFITS

- Three-band frequency coverage
- Support for Wi-Fi 6E
- Excellent Omni Gain Patterns
- High Efficiency

APPLICATIONS

- Medical Devices
- Home Automation Equipment
- Smart Grid Applications

ELECTRICAL SPECIFICATIONS

Operating Frequency (MHz)	2400-2500	4900-6000	6000-7125
VSWR – Avg	1.7:1	1.5:1	1.4:1
VSWR – Max	<2.0:1		
Peak Gain – Avg (dBi)	2.0	3.5	4.6
Peak Gain – Max (dBi)	2.4	4.4	5.2
Efficiency – Avg (%)	68%	76%	74%
Efficiency – Avg (dB)	-1.7	-1.2	-1.3
Nominal Impedance (Ohms)	50		
Max Power - Ambient 25°C (W)	5		
Polarization	Linear, Vertical		
Number of Ports	1		
Horizontal Plane 3 dB Beamwidth	360°, Omnidirectional		

Note: Electrical data measured on 1.7mm thick polycarbonate

MECHANICAL SPECIFICATIONS

Dimensions – diameter x height – mm (inches)	36 x 12 x 0.3 (1.42 x .47 x .012)
Radome Material	Flexible Printed Circuit Board (FPC)

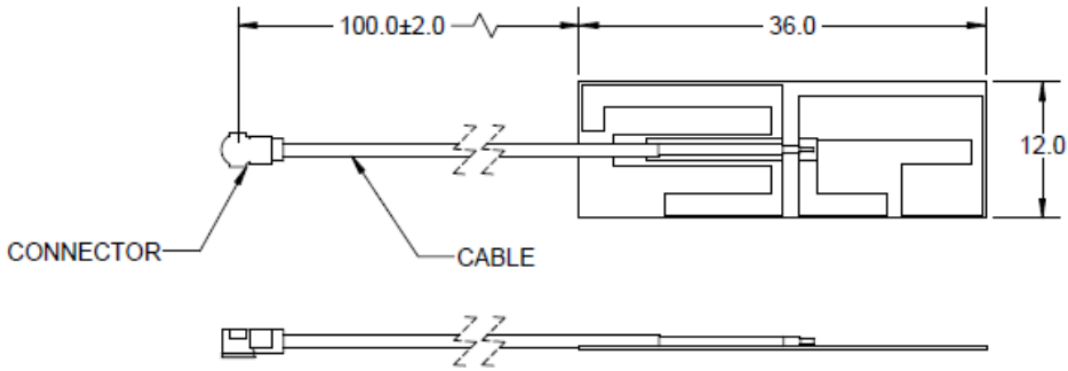
ENVIRONMENTAL SPECIFICATIONS

Operating Temperature – °C (°F)	-40 to +85°C (-40 to +185°F)
Storage Temperature – °C (°F)	-40 to +85°C (-40 to +185°F)
Material Substance Compliance	RoHS

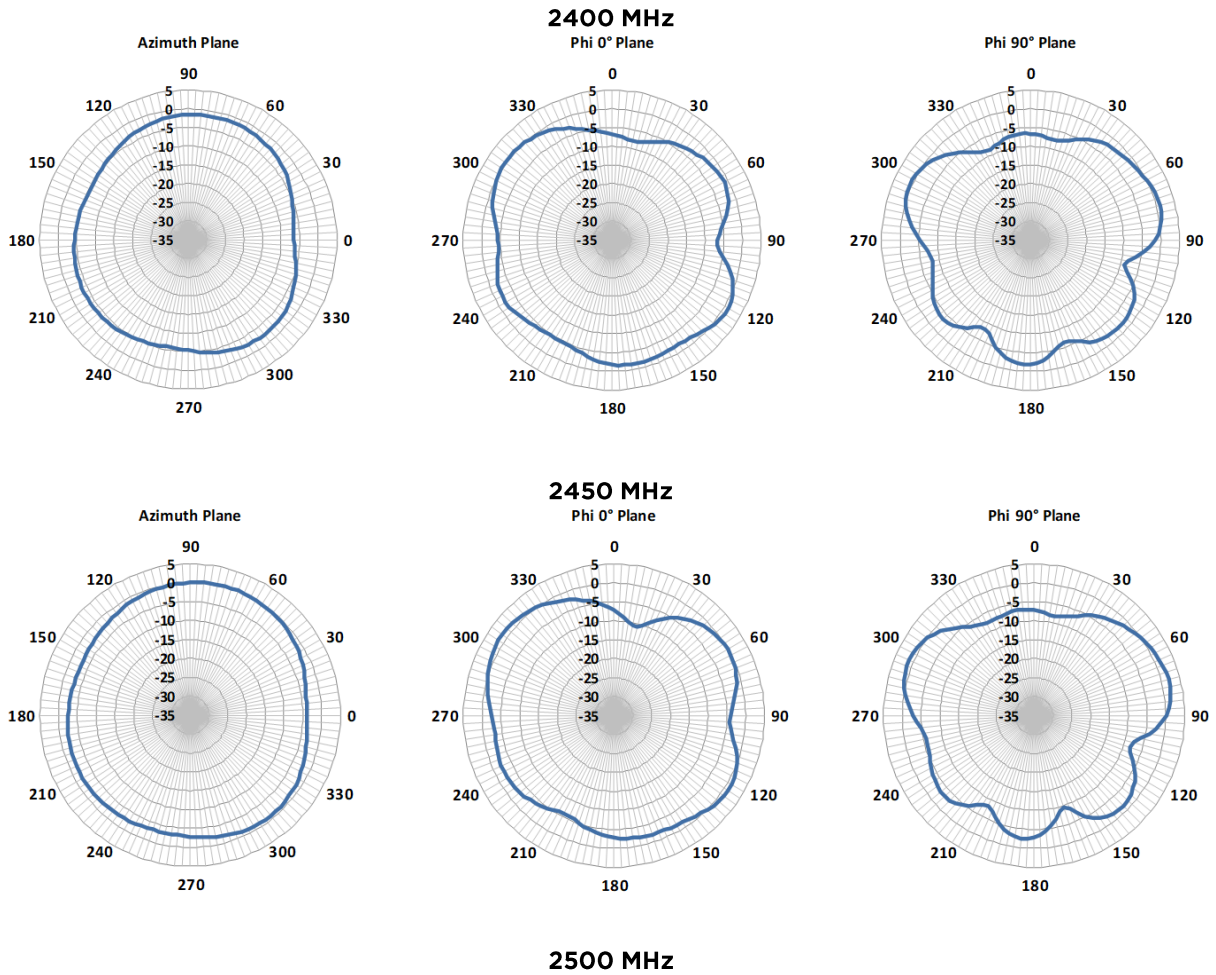
CONFIGURATION

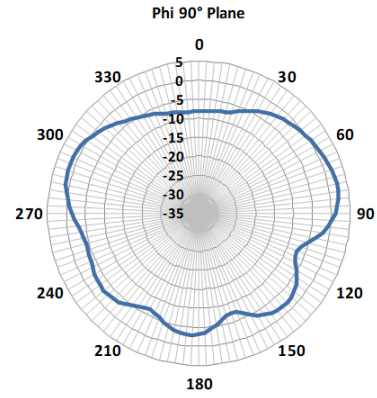
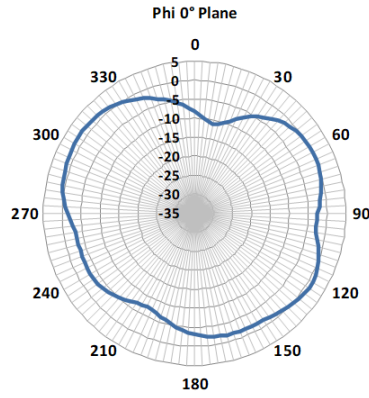
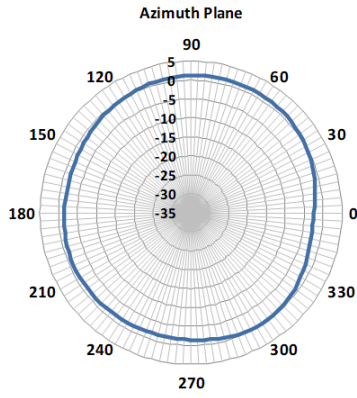
PART NUMBER	CABLE LENGTH	CONNECTOR
EMF2471A3S-10MHF1	100 mm	MHF1
EMF2471A3S-10MH4L	100 mm	MHF4L

MECHANICAL DRAWING

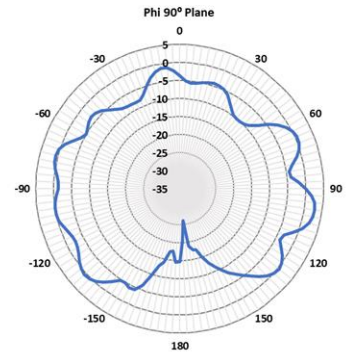
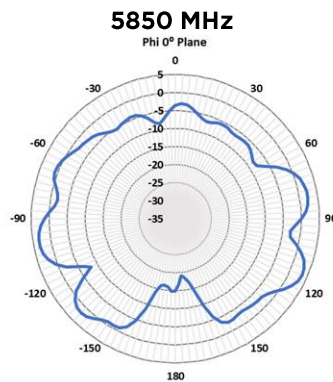
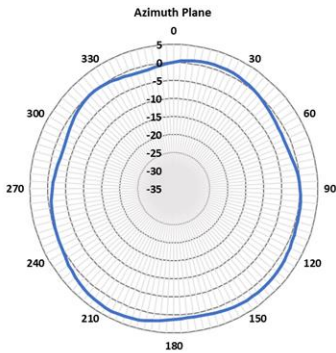
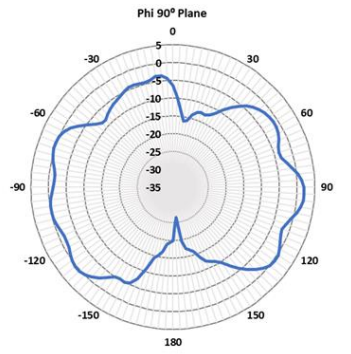
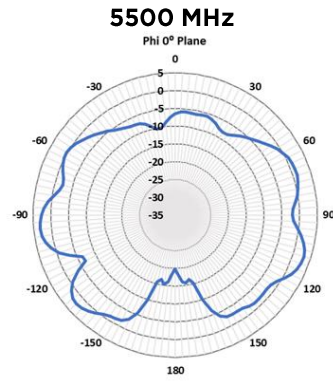
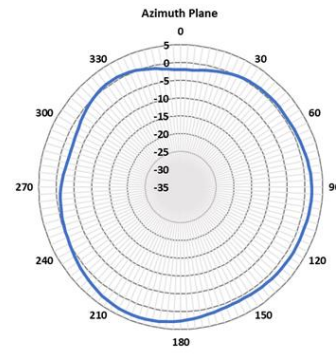
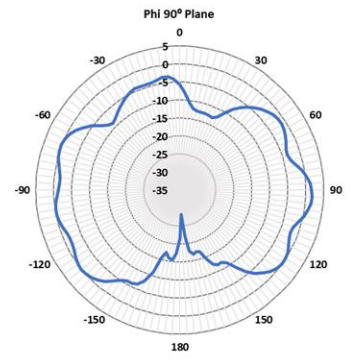
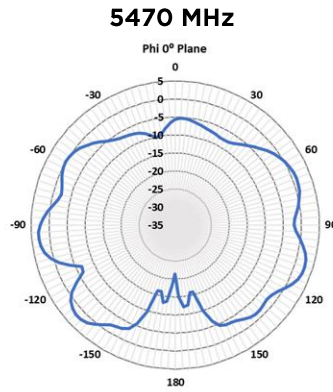
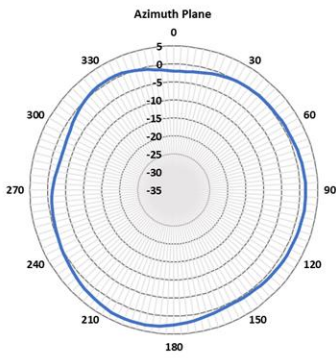
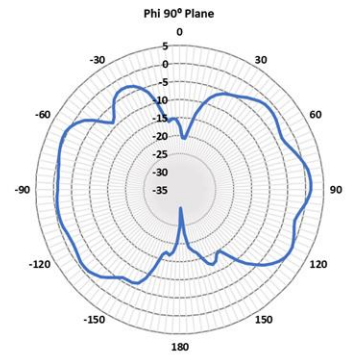
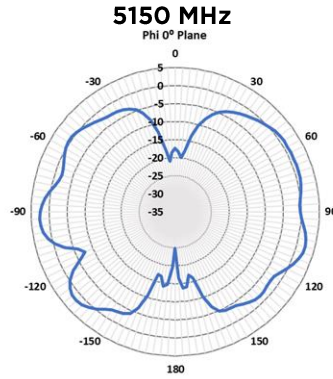
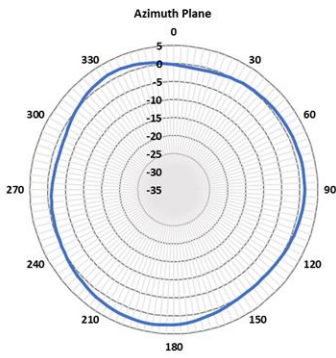


RADIATION PATTERNS



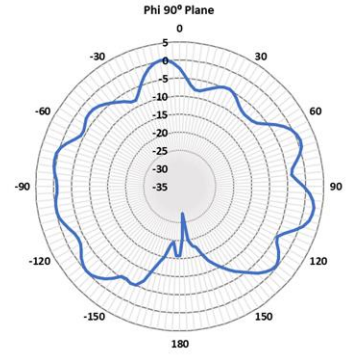
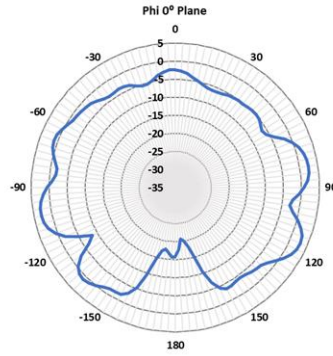
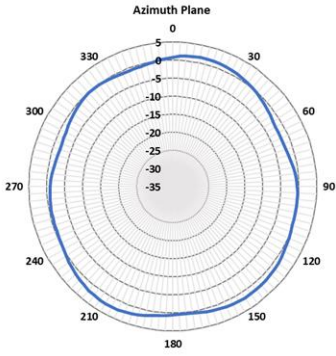


RADIATION PATTERNS (CONTINUED)

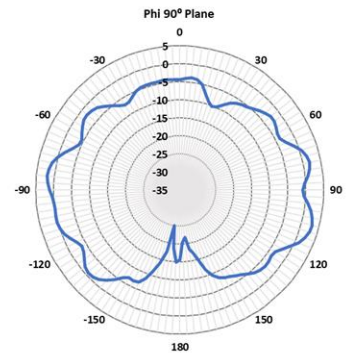
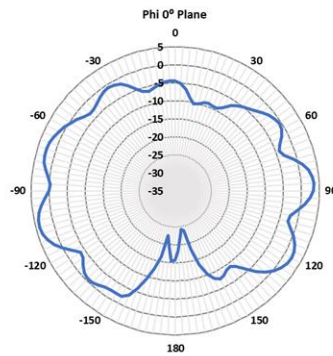
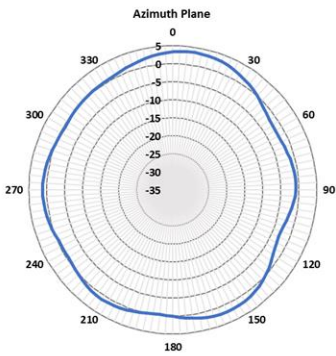


RADIATION PATTERNS (CONTINUED)

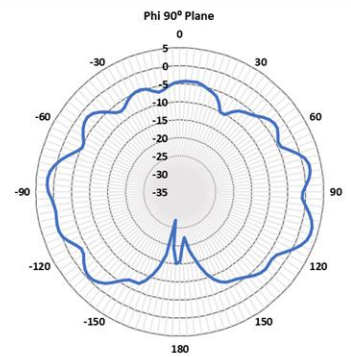
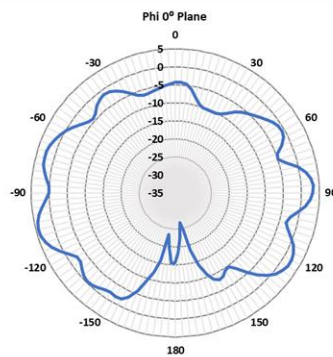
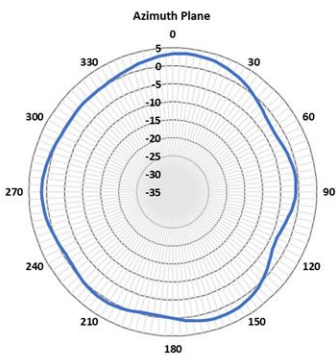
5925 MHz



6425 MHz

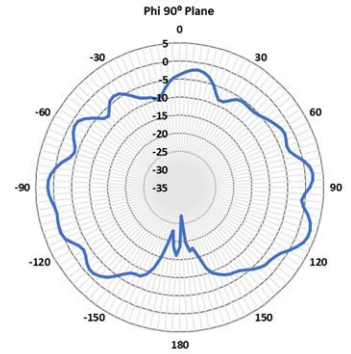
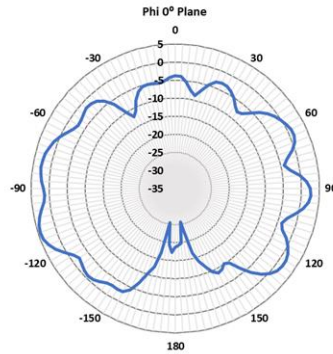
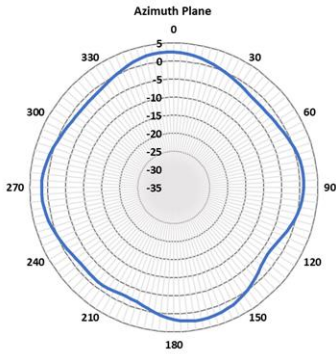


6525 MHz

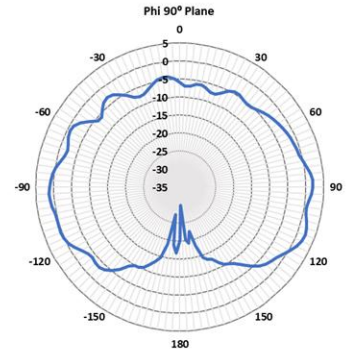
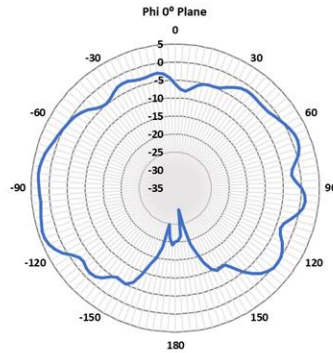
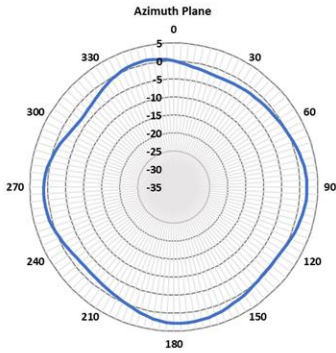


RADIATION PATTERNS (CONTINUED)

6875 MHz



7125 MHz



sales@lairdconnect.com
support@lairdconnect.com
www.lairdconnect.com

© Copyright 2022 Laird Connectivity. All Rights Reserved. Patent pending. Any information furnished by Laird Connectivity and its agents is believed to be accurate and reliable. All specifications are subject to change without notice. Responsibility for the use and application of Laird Connectivity materials or products rests with the end user since Laird Connectivity and its agents cannot be aware of all potential uses. Laird Connectivity makes no warranties as to non-infringement nor as to the fitness, merchantability, or sustainability of any Laird Connectivity materials or products for any specific or general uses. Laird Connectivity or any of its affiliates or agents shall not be liable for incidental or consequential damages of any kind. All Laird Connectivity products are sold pursuant to the Laird Connectivity Terms and Conditions of Sale in effect from time to time, a copy of which will be furnished upon request. Nothing herein provides a license under any Laird Connectivity or any third-party intellectual property right.