



TEST SETUP PHOTOS


Company Name	Laird Connectivity
Model #	Sera NX040
FCC ID #	SQG-SERANX040
IC #	3147A-SERANX040




EUT Vertical – External Antenna




EUT Horizontal – External Antenna




EUT Flat – External Antenna



EUT Vertical – Trace Antenna




EUT Horizontal – Trace Antenna




EUT Flat – Trace Antenna

TEST SETUP PHOTOS


Company Name	Laird Connectivity
Model #	Sera NX040
FCC ID #	SQG-SERANX040
IC #	3147A-SERANX040




Below 1 GHz Radiated Setup



Above 1 GHz Radiated Setup – 1m Test Distance




Conducted Setup



Above 1 GHz Radiated Setup – 3m Test Distance




Below 1 GHz – Trace Antenna




Below 1 GHz – Trace Antenna

TEST SETUP PHOTOS

Company Name	Laird Connectivity
Model #	Sera NX040
FCC ID #	SQG-SERANX040
IC #	3147A-SERANX040



Below 1 GHz – External Antenna



Below 1 GHz – External Antenna