



Photographs of the Test Configuration

For Ant. 2, NanoBlade-IP04, PCB Dipole antenna

Conducted Emission Test




Conducted Emission Test





For Ant. 3, MAF95310 Mini NanoBlade Flex, PCB Dipole antenna

Conducted Emission Test




Conducted Emission Test





For Ant. 1, Laird MAF94051, Dipole antenna



Radiated Emission Below 1GHz Test





Radiated Emission Below 1GHz Test



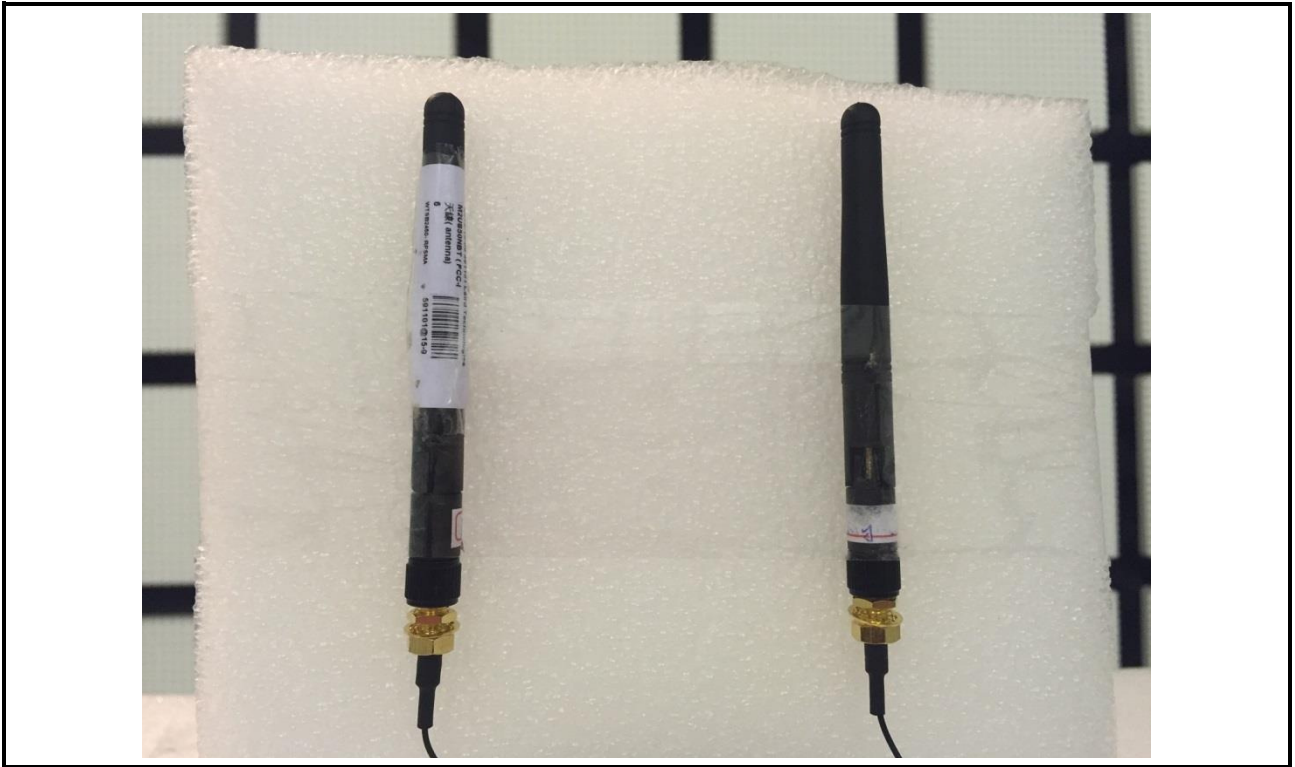
Radiated Emission Above 1GHz Test



Radiated Emission Above 1GHz Test





Radiated Emission Above 1GHz Test





For Ant. 2, Laird NanoBlade-IP04, PCB Dipole antenna



Radiated Emission Below 1GHz Test





Radiated Emission Below 1GHz Test




Radiated Emission Above 1GHz Test





Radiated Emission Above 1GHz Test





Radiated Emission Above 1GHz Test





For Ant. 3, Laird MAF95310 Mini NanoBlade Flex, PCB Dipole antenna
Radiated Emission Below 1GHz Test



Radiated Emission Below 1GHz Test




Radiated Emission Above 1GHz Test





Radiated Emission Above 1GHz Test





For Ant. 5, Ethertronics WLAN_1000146, Isolated Magnetic Dipole antenna
Radiated Emission Below 1GHz Test





Radiated Emission Below 1GHz Test



Radiated Emission Above 1GHz Test



Radiated Emission Above 1GHz Test



Radiated Emission Above 1GHz Test

