



Full

TEST REPORT

No. I17D00184-SRD06

For

Client : Gemalto M2M GmbH

Production : LTE Data-Only SMT World-Module

Model Name : PLS62-W

FCC ID: QIPPLS62-W

IC ID 7830A-PLS62W

Hardware Version: B2.1

Software Version: 01.000

Issued date: 2017-07-09

Note:

The test results in this test report relate only to the devices specified in this report. This report shall not be reproduced except in full without the written approval of ECIT Shanghai.

Test Laboratory:

ECIT Shanghai, East China Institute of Telecommunications

Add: 7-8F, G Area, No.668, Beijing East Road, Huangpu District, Shanghai, P. R. China

Tel: (+86)-021-63843300, E-Mail: welcome@ecit.org.cn

Revision Version

| Report Number | Revision | Date | Memo |
|----------------------|-----------------|-------------|---------------------------------|
| I17D00184-SRD06 | 00 | 2017-07-09 | Initial creation of test report |
| I17D00184-SRD06 | 01 | 2017-07-09 | Second creation of test report |

CONTENTS

| | | |
|------------|---|-----|
| 1. | TEST LABORATORY | 5 |
| 1.1. | TESTING LOCATION | 5 |
| 1.2. | TESTING ENVIRONMENT | 5 |
| 1.3. | PROJECT DATA..... | 5 |
| 1.4. | SIGNATURE | 5 |
| 2. | CLIENT INFORMATION | 6 |
| 2.1. | APPLICANT INFORMATION | 6 |
| 2.2. | MANUFACTURER INFORMATION | 6 |
| 3. | EQUIPMENT UNDER TEST (EUT) AND ANCILLARY EQUIPMENT (AE) | 7 |
| 3.1. | ABOUT EUT | 7 |
| 3.2. | INTERNAL IDENTIFICATION OF EUT USED DURING THE TEST..... | 7 |
| 3.3. | INTERNAL IDENTIFICATION OF AE USED DURING THE TEST | 7 |
| 3.4. | STATEMENTS..... | 8 |
| 4. | REFERENCE DOCUMENTS..... | 9 |
| 4.1. | REFERENCE DOCUMENTS FOR TESTING | 9 |
| 5. | SUMMARY OF TEST RESULTS..... | 10 |
| 6. | TEST EQUIPMENT UTILIZED | 12 |
| 7. | TEST ENVIRONMENT | 14 |
| ANNEX A. | MEASUREMENT RESULTS..... | 15 |
| ANNEX A.1. | OUTPUT POWER | 15 |
| ANNEX A.2. | EMISSION LIMIT..... | 38 |
| ANNEX A.3. | FREQUENCY STABILITY..... | 50 |
| ANNEX A.4. | OCCUPIED BANDWIDTH | 54 |
| ANNEX A.5. | EMISSION BANDWIDTH..... | 79 |
| ANNEX A.6. | BAND EDGE COMPLIANCE..... | 104 |

| | |
|--|------------|
| ANNEX A.7. CONDUCTED SPURIOUS EMISSION..... | 120 |
| ANNEX A.8. PEAK-TO-AVERAGE POWER RATIO..... | 123 |
| ANNEX B. DEVIATIONS FROM PRESCRIBED TEST METHODS..... | 125 |

1. Test Laboratory

1.1. Testing Location

| | |
|-----------------------|---|
| Company Name: | ECIT Shanghai, East China Institute of Telecommunications |
| Address: | 7-8F, G Area, No. 668, Beijing East Road, Huangpu District, Shanghai, P. R. China |
| Postal Code: | 200001 |
| Telephone: | (+86)-021-63843300 |
| Fax: | (+86)-021-63843301 |
| FCC Registration NO.: | 489729 |

1.2. Testing Environment

| | |
|----------------------|-----------|
| Normal Temperature: | 15-35°C |
| Extreme Temperature: | -10/+55°C |
| Relative Humidity: | 25-75% |

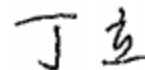
1.3. Project data

| | |
|---------------------|------------|
| Project Leader: | Yu Anlu |
| Testing Start Date: | 2017-06-26 |
| Testing End Date: | 2017-07-05 |


1.4. Signature



Yang Dejun
(Prepared this test report)



Ding Li
(Reviewed this test report)



Zheng Zhongbin
Director of the laboratory
(Approved this test report)

2. Client Information

2.1. Applicant Information

Company Name: Gemalto M2M GmbH
Address: Gemalto M2M GmbH, Siemensdamm 50, 13629 Berlin, Germany
Tel: +861059378342
Postcode: 13629

2.2. Manufacturer Information

Company Name: Gemalto M2M GmbH
Address: Gemalto M2M GmbH, Siemensdamm 50, 13629 Berlin, Germany
Tel: +861059378342
Postcode: 13629

3. Equipment Under Test (EUT) and Ancillary Equipment (AE)

3.1. About EUT

| | |
|----------------------|---|
| EUT Description | LTE Data-Only SMT World-Module |
| Model name | PLS62-W |
| FCC ID | QIPPLS62-W |
| IC ID | 7830A-PLS62W |
| Frequency | GSM850/900/1800/1900; WCDMA BandII/IV/V LTE FDD2/4/5/7/12 |
| Extreme Temperature | -10/+55°C |
| Nominal Voltage | 3.8V |
| Extreme High Voltage | 4.5V |
| Extreme Low Voltage | 3.0V |

Note: Photographs of EUT are shown in ANNEX A of this test report.

3.2. Internal Identification of EUT used during the test

| EUT ID* | SN or IMEI | HW Version | SW Version | Date of receipt |
|---------|------------|------------|------------|-----------------|
| N05 | N/A | B2.1 | 01.000 | 2017-06-24 |

| Antenna model | Antenna manufacturer | Frequency band | Antenna gain(dBi) |
|---------------|--------------------------------|----------------|-------------------|
| taoglas | Dipole Swivel Terminal Antenna | LTE band2 | 2.15 |
| taoglas | Dipole Swivel Terminal Antenna | LTE band4 | 2.15 |
| taoglas | Dipole Swivel Terminal Antenna | LTE band5 | 5.15 |
| taoglas | Dipole Swivel Terminal Antenna | LTE band7 | 4.2 |
| taoglas | Dipole Swivel Terminal Antenna | LTE band12 | 2 |
| taoglas | Dipole Swivel Terminal Antenna | LTE band18 | 5.15 |
| taoglas | Dipole Swivel Terminal Antenna | LTE band19 | 5.15 |
| MiniMag | Smarteq Wireless AB | GSM850 | 5.15 |
| MiniMag | Smarteq Wireless AB | GSM1900 | 2.15 |
| MiniMag | Smarteq Wireless AB | UMTS band2 | 2.15 |
| MiniMag | Smarteq Wireless AB | UMTS band4 | 2.15 |
| MiniMag | Smarteq Wireless AB | UMTS band5 | 5.15 |

*EUT ID: is used to identify the test sample in the lab internally.

3.3. Internal Identification of AE used during the test

| AE ID* | Description | SN |
|--------|-------------|-----|
| AE1 | RF cable | --- |

*AE ID: is used to identify the test sample in the lab internally.

3.4. Statements

The product name PLS62-W, supporting GPRS/EDGE/WCDMA/HSDPA/HSUPA/HSPA+/LTE, manufactured by Gemalto M2M GmbH, is a new product for testing.

ECIT has verified that the compliance of the tested device specified in section 5 of this test report is successfully evaluated according to the procedure and test methods as defined in type certification requirement listed in section 5 of this test report.

4. Reference Documents

4.1. Reference Documents for testing

The following documents listed in this section are referred for testing.

| Reference | Title | Version |
|----------------|--|---------|
| FCC Part 22 | PUBLIC MOBILE SERVICES | 2014 |
| FCC Part 24 | PERSONAL COMMUNICATIONS SERVICES | 2014 |
| FCC Part 27 | MISCELLANEOUS WIRELESS COMMUNICATIONS SERVICES | 2014 |
| ANSI/TIA-603-E | Land Mobile FM or PM Communications Equipment Measurement and Performance Standards | 2016 |
| ANSI C63.4 | Methods of Measurement of Radio-Noise Emissions from Low-Voltage Electrical and Electronic Equipment in the Range of 9 kHz to 40 GHz | 2014 |
| KDB 971168 D01 | Measurement Guidance for Certification of Licensed Digital Transmitters | v02r02 |
| RSS-Gen | RSS-Gen —General Requirements for Compliance of Radio Apparatus | Issue 4 |
| RSS-130 | Mobile Broadband Services (MBS) Equipment Operating in the Frequency Bands 698-756 MHz and 777-787 MHz | Issue 1 |
| RSS-132 | Cellular Telephones Employing New Technologies Operating in the Bands 824-849 MHz and 869-894 MHz | Issue 3 |
| RSS-133 | 2 GHz Personal Communications Services | Issue 6 |
| RSS-139 | Advanced Wireless Services Equipment Operating in the Bands 1710-1755 MHz and 2110-2155 MHz | Issue 3 |
| RSS-199 | Broadband Radio Service (BRS) Equipment Operating in the Band 2500-2690 MHz | Issue 2 |

5. SUMMARY OF TEST RESULTS

LTE Band 2

| Items | Test Name | Clause in FCC rules | Clause in IC rules RSS-Gen and RSS-133 | Section in this report | Verdict |
|-------|-----------------------------|---------------------|--|------------------------|---------|
| 1 | Output Power | 24.232(c) | 6.4 | A.1 | P |
| 2 | Emission Limit | 24.238(a), 2.1051 | 6.5 | A.2 | P |
| 3 | Frequency Stability | 24.235, 2.1055 | 6.3 | A.3 | P |
| 4 | Occupied Bandwidth | 2.1049(h)(i) | 6.6 | A.4 | P |
| 5 | Emission Bandwidth | 24.238(a) | 6.6 | A.5 | P |
| 6 | Band Edge Compliance | 24.238(a) | 6.5 | A.6 | P |
| 7 | Conducted Spurious Emission | 24.238, 2.1057 | 6.13/6.5 | A.7 | P |
| 8 | Peak to Average Power Ratio | 24.232 (d) | 6.4 | A.8 | P |

LTE Band 4

| Items | Test Name | Clause in FCC rules | Clause in IC rules RSS-Gen and RSS-139 | Section in this report | Verdict |
|-------|-----------------------------|---------------------|--|------------------------|---------|
| 1 | Output Power | 27.50(d)(4) | 6.5 | A.1 | P |
| 2 | Emission Limit | 27.53(h), 2.1051 | 6.6 | A.2 | P |
| 3 | Frequency Stability | 27.54, 2.1055 | 6.4 | A.3 | P |
| 4 | Occupied Bandwidth | 2.1049(h)(i) | 6.6 | A.4 | P |
| 5 | Emission Bandwidth | 27.53(h) | 6.6 | A.5 | P |
| 6 | Band Edge Compliance | 27.53(h) | 6.6 | A.6 | P |
| 7 | Conducted Spurious Emission | 27.53(h), 2.1057 | 6.6 | A.7 | P |
| 8 | Peak to Average Power Ratio | 27.50(a) | 6.5 | A.8 | P |

LTE Band 5

| Items | Test Name | Clause in FCC rules | Clause in IC rules RSS-Gen and RSS-132 | Section in this report | Verdict |
|-------|----------------|-----------------------|--|------------------------|---------|
| 1 | Output Power | §2.1046(a), 22.913(a) | 5.4 | A.1 | P |
| 2 | Emission Limit | 22.917, 2.1051 | 5.5 | A.2 | P |

| | | | | | |
|---|-----------------------------|-------------------|----------|-----|---|
| 3 | Frequency Stability | 22.235, 2.1055 | 5.3 | A.3 | P |
| 4 | Occupied Bandwidth | 2.1049(h)(i) | 6.6 | A.4 | P |
| 5 | Emission Bandwidth | 22.917(b) | 6.6 | A.5 | P |
| 6 | Band Edge Compliance | 22.917(b) | 5.5 | A.6 | P |
| 7 | Conducted Spurious Emission | 22.917, 2.1057 | 6.13/5.5 | A.7 | P |
| | | | 5.4 | | |

LTE Band 7

| Items | Test Name | Clause in FCC rules | Clause in IC rules RSS-Gen and RSS-199 | Section in this report | Verdict |
|-------|-----------------------------|---------------------|--|------------------------|---------|
| 1 | Output Power | 27.50(h)(2) | 4.4 | A.1 | P |
| 2 | Emission Limit | 27.53(m), 2.1051 | 4.6 | A.2 | P |
| 3 | Frequency Stability | 27.54, 2.1055 | 4.3 | A.3 | P |
| 4 | Occupied Bandwidth | 2.1049(h)(i) | 4.2 | A.4 | P |
| 5 | Emission Bandwidth | 27.53(m) | 4.2 | A.5 | P |
| 6 | Band Edge Compliance | 27.53(m) | 4.6 | A.6 | P |
| 7 | Conducted Spurious Emission | 27.53(m), 2.1057 | 4.6 | A.7 | P |
| 8 | Peak to Average Power Ratio | 27.50(a) | 4.4 | A.8 | P |

LTE Band 12

| Items | Test Name | Clause in FCC rules | Clause in IC rules RSS-Gen and RSS-130 | Section in this report | Verdict |
|-------|-----------------------------|---------------------|--|------------------------|---------|
| 1 | Output Power | 27.50(c)(10) | 4.4 | A.1 | P |
| 2 | Emission Limit | 27.53(g), 2.1051 | 4.6 | A.2 | P |
| 3 | Frequency Stability | 27.54, 2.1055 | 4.3 | A.3 | P |
| 4 | Occupied Bandwidth | 2.1049(h)(i) | 6.6 | A.4 | P |
| 5 | Emission Bandwidth | 27.53(g) | 6.6 | A.5 | P |
| 6 | Band Edge Compliance | 27.53(g) | 4.6 | A.6 | P |
| 7 | Conducted Spurious Emission | 27.53(g), 2.1057 | 4.6 | A.7 | P |
| 8 | Peak to Average Power Ratio | 27.50(a) | 4.4 | A.8 | P |

6. Test Equipment Utilized

Climate chamber

| No. | Equipment | Model | Serial Number | Manufacturer | Calibration date | Cal.interval |
|-----|-----------------|--------|---------------|--------------|------------------|--------------|
| 1 | Climate chamber | SH-641 | 92012011 | ESPEC | 2016-01-07 | 2 Year |

Radiated emission test system

The test equipment and ancillaries used are as follows.

| No. | Equipment | Model | Serial Number | Manufacturer | Calibration date | Cal.interval |
|-----|--------------------------------------|----------|---------------|--------------|------------------|--------------|
| 1 | Universal Radio Communication Tester | CMW500 | 104178 | R&S | 2017-05-11 | 1 Year |
| 2 | Test Receiver | ESU40 | 100307 | R&S | 2017-05-11 | 1 Year |
| 3 | Trilog Antenna | VULB9163 | VULB9163-515 | Schwarzbeck | 2014-11-05 | 3 Year |
| 4 | Double Ridged Guide Antenna | ETS-3117 | 135890 | ETS | 2017-01-11 | 3 Year |
| 5 | 2-Line V-Network | ENV216 | 101380 | R&S | 2017-05-11 | 1 Year |
| 6 | Substitution Antenna | ETS-3117 | 00135890 | ETS | 2017-01-11 | 3 Year |
| 7 | RF Signal Generator | SMF100A | 102314 | R&S | 2017-05-11 | 1 Year |
| 8 | Substitution Antenna | VUBA9117 | 9117-266 | Schwarzbeck | 2014-08-19 | 3 Year |
| 9 | Amplifier | SCU03 | 10009 | R&S | 2017-01-05 | 1 Year |

| | | | | | | |
|----|-------------|-----------------------|----------|---------|------------|--------|
| 10 | Amplifier | NTWPA -008610 F | 12023024 | Rflight | 2017-01-05 | 1 Year |
| 11 | Attenuators | BW-N3 W5+ | / | MCL | 2017-01-05 | 1 Year |

Conducted test system

| No. | Name | Type | SN | Manufacture | Calibration date | Cal.interval |
|-----|---|--------------|--------------------------|---------------|------------------|--------------|
| 1 | Vector Signal Analyser | FSQ26 | 101096 | Rohde&Schwarz | 2017-05-11 | 1 Year |
| 2 | Wireless communication comprehensive tester | CMW500 | 115828 | Rohde&Schwarz | 2016-11-17 | 1 Year |
| 3 | DC Power Supply | ZUP60-1 4 | LOC-220Z 006 -0007 | TDL-Lambda | 2017-05-11 | 1 Year |

Software

| Name | Version |
|--------------------------------|---------|
| Eagle FCC LTE auto test system | V3.0 |
| EMC32 | V9.15 |

7. Test Environment

Shielding Room1 (6.0 meters×3.0 meters×2.7 meters) did not exceed following limits along the conducted RF performance testing:

| | |
|--------------------------|----------------------------|
| Temperature | Min. = 15 °C, Max. = 35 °C |
| Relative humidity | Min. = 20%, Max. = 75 % |
| Shielding effectiveness | > 100 dB |
| Ground system resistance | < 0.5 Ω |

Control room did not exceed following limits along the EMC testing:

| | |
|--------------------------|----------------------------|
| Temperature | Min. = 15 °C, Max. = 35 °C |
| Relative humidity | Min. =25 %, Max. =75 % |
| Shielding effectiveness | > 100 dB |
| Electrical insulation | > 10 kΩ |
| Ground system resistance | < 0.5 Ω |

Fully-anechoic chamber1 (6.9 meters×10.9 meters×5.4 meters) did not exceed following limits along the EMC testing:

| | |
|------------------------------|--|
| Temperature | Min. = 15 °C, Max. = 35 °C |
| Relative humidity | Min. = 25 %, Max. = 75 % |
| Shielding effectiveness | > 100 dB |
| Electrical insulation | > 10 kΩ |
| Ground system resistance | < 0.5 Ω |
| VSWR | Between 0 and 6 dB, from 1GHz to 18GHz |
| Site Attenuation Deviation | Between -4 and 4 dB,30MHz to 1GHz |
| Uniformity of field strength | Between 0 and 6 dB, from 80MHz to 3000 MHz |

ANNEX A. MEASUREMENT RESULTS

ANNEX A.1. OUTPUT POWER

A.1.1. Summary

During the process of testing, the EUT was controlled via Rhode & Schwarz Digital Radio Communication tester (CMW500) to ensure max power transmission and proper modulation. In all cases, output power is within the specified limits.

A.1.2. Conducted

A.1.2.1. Method of Measurements

The EUT was set up for the max output power with pseudo random data modulation. These measurements were done at 3 frequencies (bottom, middle and top of operational frequency range) for each bandwidth.

A.1.2.2 Measurement result

LTE band 2

| Bandwidth | RB size/offset | Frequency (MHz) | Power(dBm) | |
|-----------|----------------|-----------------|------------|-------|
| | | | QPSK | 16QAM |
| 1.4MHz | 1 RB high | 1850.7 | 21.28 | 20.36 |
| | | 1880.0 | 21.51 | 20.56 |
| | | 1909.3 | 21.33 | 20.39 |
| | 1 RB low | 1850.7 | 21.31 | 20.4 |
| | | 1880.0 | 21.52 | 20.56 |
| | | 1909.3 | 21.38 | 20.46 |
| | 50% RB mid | 1850.7 | 21.3 | 21.3 |
| | | 1880.0 | 21.44 | 21.45 |
| | | 1909.3 | 21.34 | 21.33 |
| | 100% RB | 1850.7 | 20.27 | 19.33 |
| | | 1880.0 | 20.42 | 19.54 |
| | | 1909.3 | 20.27 | 19.36 |
| 3MHz | 1 RB high | 1851.5 | 21.16 | 20.3 |
| | | 1880.0 | 21.35 | 20.78 |
| | | 1908.5 | 21.3 | 20.4 |
| | 1 RB low | 1851.5 | 21.24 | 20.38 |
| | | 1880.0 | 21.46 | 20.95 |
| | | 1908.5 | 21.38 | 20.54 |
| | 50% RB mid | 1851.5 | 20.18 | 19.28 |
| | | 1880.0 | 20.38 | 19.56 |
| | | 1908.5 | 20.27 | 19.39 |

| | | | | |
|-------|------------|--------|-------|-------|
| | 100% RB | 1851.5 | 20.14 | 19.24 |
| | | 1880.0 | 20.44 | 19.54 |
| | | 1908.5 | 20.32 | 19.38 |
| 5MHz | 1 RB high | 1852.5 | 21.16 | 20.31 |
| | | 1880.0 | 21.41 | 20.18 |
| | | 1907.5 | 21.23 | 20.48 |
| | 1 RB low | 1852.5 | 21.25 | 20.37 |
| | | 1880.0 | 21.55 | 20.33 |
| | | 1907.5 | 21.46 | 20.6 |
| | 50% RB mid | 1852.5 | 20.11 | 20.1 |
| | | 1880.0 | 20.42 | 20.43 |
| | | 1907.5 | 20.27 | 20.28 |
| | 100% RB | 1852.5 | 20.12 | 19.24 |
| | | 1880.0 | 20.46 | 19.52 |
| | | 1907.5 | 20.28 | 19.44 |
| 10MHz | 1 RB high | 1855.0 | 21.2 | 20.35 |
| | | 1880.0 | 21.45 | 20.95 |
| | | 1905.0 | 21.39 | 20.52 |
| | 1 RB low | 1855.0 | 21.46 | 20.58 |
| | | 1880.0 | 21.82 | 21.3 |
| | | 1905.0 | 21.74 | 20.97 |
| | 50% RB mid | 1855.0 | 20.12 | 20.12 |
| | | 1880.0 | 20.44 | 20.45 |
| | | 1905.0 | 20.33 | 20.35 |
| | 100% RB | 1855.0 | 20.2 | 19.28 |
| | | 1880.0 | 20.58 | 19.67 |
| | | 1905.0 | 20.45 | 19.55 |
| 15MHz | 1 RB high | 1857.5 | 21.27 | 20.52 |
| | | 1880.0 | 21.5 | 21.05 |
| | | 1902.5 | 21.43 | 20.6 |
| | 1 RB low | 1857.5 | 21.74 | 20.91 |
| | | 1880.0 | 22 | 21.57 |
| | | 1902.5 | 22.16 | 21.27 |
| | 50% RB mid | 1857.5 | 20.35 | 20.34 |
| | | 1880.0 | 20.56 | 20.55 |
| | | 1902.5 | 20.45 | 20.48 |
| | 100% RB | 1857.5 | 20.44 | 19.48 |
| | | 1880.0 | 20.68 | 19.74 |
| | | 1902.5 | 20.58 | 19.65 |

| | | | | |
|-------|------------|--------|-------|-------|
| 20MHz | 1 RB high | 1860.0 | 21.2 | 20.37 |
| | | 1880.0 | 21.43 | 20.66 |
| | | 1900.0 | 21.07 | 20.45 |
| | 1 RB low | 1860.0 | 21.65 | 20.85 |
| | | 1880.0 | 22.11 | 21.27 |
| | | 1900.0 | 21.98 | 21.35 |
| | 50% RB mid | 1860.0 | 20.22 | 20.24 |
| | | 1880.0 | 20.48 | 20.46 |
| | | 1900.0 | 20.35 | 20.35 |
| | 100% RB | 1860.0 | 20.39 | 19.47 |
| | | 1880.0 | 20.64 | 19.72 |
| | | 1900.0 | 20.58 | 19.68 |

LTE band 4

| Bandwidth | RB size/offset | Frequency (MHz) | Power(dBm) | |
|-----------|----------------|-----------------|------------|-------|
| | | | QPSK | 16QAM |
| 1.4MHz | 1 RB high | 1754.3 | 21.32 | 20.53 |
| | | 1732.5 | 21.55 | 20.62 |
| | | 1710.7 | 21.78 | 20.88 |
| | 1 RB low | 1754.3 | 21.38 | 20.55 |
| | | 1732.5 | 21.63 | 20.64 |
| | | 1710.7 | 21.83 | 20.9 |
| | 50% RB mid | 1754.3 | 21.44 | 21.42 |
| | | 1732.5 | 21.55 | 21.55 |
| | | 1710.7 | 21.77 | 21.76 |
| | 100% RB | 1754.3 | 20.36 | 19.42 |
| | | 1732.5 | 20.51 | 19.56 |
| | | 1710.7 | 20.73 | 19.73 |
| 3MHz | 1 RB high | 1753.5 | 21.39 | 20.55 |
| | | 1732.5 | 21.44 | 20.87 |
| | | 1711.5 | 21.69 | 20.86 |
| | 1 RB low | 1753.5 | 21.45 | 20.65 |
| | | 1732.5 | 21.56 | 21.02 |
| | | 1711.5 | 21.79 | 20.93 |
| | 50% RB mid | 1753.5 | 20.4 | 19.42 |
| | | 1732.5 | 20.47 | 19.53 |
| | | 1711.5 | 20.72 | 19.78 |
| | 100% RB | 1753.5 | 20.44 | 19.44 |
| | | 1732.5 | 20.49 | 19.58 |
| | | 1711.5 | 20.74 | 19.77 |
| 5MHz | 1 RB high | 1752.5 | 21.3 | 20.54 |
| | | 1732.5 | 21.42 | 20.29 |
| | | 1712.5 | 21.59 | 20.86 |
| | 1 RB low | 1752.5 | 21.53 | 20.67 |
| | | 1732.5 | 21.59 | 20.45 |
| | | 1712.5 | 21.82 | 20.96 |
| | 50% RB mid | 1752.5 | 20.4 | 20.4 |
| | | 1732.5 | 20.44 | 20.48 |
| | | 1712.5 | 20.7 | 20.7 |
| | 100% RB | 1752.5 | 20.36 | 19.43 |
| | | 1732.5 | 20.54 | 19.58 |
| | | 1712.5 | 20.72 | 19.77 |
| 10MHz | 1 RB high | 1750 | 21.43 | 20.6 |

| | | | | | |
|-------|------------|--------|--------|-------|-------|
| | | 1732.5 | 21.24 | 20.81 | |
| | | 1715 | 21.71 | 20.88 | |
| | | 1750 | 21.76 | 20.88 | |
| | 1 RB low | | 1732.5 | 21.69 | 21.2 |
| | | | 1715 | 22.02 | 21.2 |
| | | | 1750 | 20.38 | 20.38 |
| | 50% RB mid | | 1732.5 | 20.39 | 20.39 |
| | | | 1715 | 20.69 | 20.69 |
| | | | 1750 | 20.47 | 19.48 |
| | 100% RB | | 1732.5 | 20.54 | 19.56 |
| | | | 1715 | 20.79 | 19.84 |
| | | | 1750 | 20.47 | 19.48 |
| 15MHz | 1 RB high | 1747.5 | 21.53 | 20.7 | |
| | | 1732.5 | 21.46 | 21.08 | |
| | | 1717.5 | 21.78 | 20.94 | |
| | 1 RB low | 1747.5 | 22.02 | 21.18 | |
| | | 1732.5 | 22.09 | 21.65 | |
| | | 1717.5 | 22.33 | 21.48 | |
| | 50% RB mid | 1747.5 | 20.51 | 20.52 | |
| | | 1732.5 | 20.51 | 20.51 | |
| | | 1717.5 | 20.78 | 20.79 | |
| | 100% RB | 1747.5 | 20.61 | 19.61 | |
| | | 1732.5 | 20.67 | 19.69 | |
| | | 1717.5 | 20.85 | 19.91 | |
| 20MHz | 1 RB high | 1745 | 21.22 | 20.47 | |
| | | 1732.5 | 21.33 | 20.47 | |
| | | 1720 | 21.47 | 20.76 | |
| | 1 RB low | 1745 | 21.86 | 21.17 | |
| | | 1732.5 | 22.2 | 21.33 | |
| | | 1720 | 22.23 | 21.47 | |
| | 50% RB mid | 1745 | 20.39 | 20.4 | |
| | | 1732.5 | 20.48 | 20.49 | |
| | | 1720 | 20.68 | 20.69 | |
| | 100% RB | 1745 | 20.57 | 19.58 | |
| | | 1732.5 | 20.68 | 19.7 | |
| | | 1720 | 20.87 | 19.82 | |

LTE band 5

| Bandwidth | RB size/offset | Frequency (MHz) | Power(dBm) | |
|-----------|----------------|-----------------|------------|-------|
| | | | QPSK | 16QAM |
| 1.4MHz | 1 RB high | 848.3 | 22.12 | 21.28 |
| | | 836.5 | 22.17 | 21.17 |
| | | 824.7 | 23.01 | 22.17 |
| | 1 RB low | 848.3 | 22.3 | 21.34 |
| | | 836.5 | 22.28 | 21.21 |
| | | 824.7 | 23.06 | 22.14 |
| | 50% RB mid | 848.3 | 22.19 | 22.18 |
| | | 836.5 | 22.21 | 22.2 |
| | | 824.7 | 23.05 | 23.08 |
| | 100% RB | 848.3 | 21.17 | 20.1 |
| | | 836.5 | 21.04 | 20.13 |
| | | 824.7 | 21.96 | 20.91 |
| 3MHz | 1 RB high | 847.5 | 22.11 | 21.3 |
| | | 836.5 | 22.01 | 21.38 |
| | | 825.5 | 22.18 | 21.38 |
| | 1 RB low | 847.5 | 22.22 | 21.44 |
| | | 836.5 | 22.25 | 21.47 |
| | | 825.5 | 22.3 | 21.51 |
| | 50% RB mid | 847.5 | 21.04 | 20.2 |
| | | 836.5 | 20.99 | 20.12 |
| | | 825.5 | 21.28 | 20.31 |
| | 100% RB | 847.5 | 21.19 | 20.23 |
| | | 836.5 | 21.03 | 20.1 |
| | | 825.5 | 21.19 | 20.28 |
| 5MHz | 1 RB high | 846.5 | 22.07 | 21.22 |
| | | 836.5 | 22.08 | 20.78 |
| | | 826.5 | 22.17 | 21.24 |
| | 1 RB low | 846.5 | 22.3 | 21.27 |
| | | 836.5 | 22.17 | 20.75 |
| | | 826.5 | 22.35 | 21.41 |
| | 50% RB mid | 846.5 | 21.12 | 21.12 |
| | | 836.5 | 21.02 | 21.02 |
| | | 826.5 | 21.17 | 21.21 |
| | 100% RB | 846.5 | 21.13 | 20.22 |
| | | 836.5 | 21.05 | 20.08 |
| | | 826.5 | 21.04 | 20.38 |

| | | | | |
|-------|------------|-------|-------|-------|
| 10MHz | 1 RB high | 844.0 | 22.02 | 21.12 |
| | | 836.5 | 21.89 | 21.33 |
| | | 829.0 | 21.88 | 21.07 |
| | 1 RB low | 844.0 | 22.03 | 21.26 |
| | | 836.5 | 21.99 | 21.48 |
| | | 829.0 | 22.19 | 21.39 |
| | 50% RB mid | 844.0 | 21.08 | 21.07 |
| | | 836.5 | 20.93 | 20.92 |
| | | 829.0 | 20.99 | 20.97 |
| | 100% RB | 844.0 | 21.08 | 20.14 |
| | | 836.5 | 20.99 | 20.09 |
| | | 829.0 | 21.18 | 20.13 |

LTE band 7

| Bandwidth | RB size/offset | Frequency (MHz) | Power(dBm) | |
|-----------|----------------|-----------------|------------|-------|
| | | | QPSK | 16QAM |
| 5MHz | 1 RB high | 2502.5 | 20.51 | 19.56 |
| | | 2535 | 20.51 | 19.29 |
| | | 2567.5 | 20.43 | 19.61 |
| | 1 RB low | 2502.5 | 20.63 | 19.77 |
| | | 2535 | 20.65 | 19.46 |
| | | 2567.5 | 20.64 | 19.83 |
| | 50% RB mid | 2502.5 | 19.49 | 19.49 |
| | | 2535 | 19.47 | 19.47 |
| | | 2567.5 | 19.48 | 19.47 |
| | 100% RB | 2502.5 | 19.51 | 18.63 |
| | | 2535 | 19.56 | 18.62 |
| | | 2567.5 | 19.45 | 18.63 |
| 10MHz | 1 RB high | 2505 | 20.45 | 19.72 |
| | | 2535 | 20.47 | 19.97 |
| | | 2565 | 20.59 | 19.76 |
| | 1 RB low | 2505 | 20.91 | 20.14 |
| | | 2535 | 20.84 | 20.41 |
| | | 2565 | 20.86 | 20.09 |
| | 50% RB mid | 2505 | 19.48 | 19.47 |
| | | 2535 | 19.52 | 19.53 |
| | | 2565 | 19.47 | 19.48 |
| | 100% RB | 2505 | 19.59 | 18.72 |
| | | 2535 | 19.61 | 18.69 |
| | | 2565 | 19.57 | 18.68 |
| 15MHz | 1 RB high | 2507.5 | 20.53 | 19.83 |
| | | 2535 | 20.47 | 20.11 |
| | | 2562.5 | 20.51 | 19.74 |
| | 1 RB low | 2507.5 | 21.27 | 20.5 |
| | | 2535 | 21.07 | 20.73 |
| | | 2562.5 | 21.19 | 20.38 |
| | 50% RB mid | 2507.5 | 19.57 | 19.61 |
| | | 2535 | 19.59 | 19.57 |
| | | 2562.5 | 19.57 | 19.58 |
| | 100% RB | 2507.5 | 19.72 | 18.78 |
| 2535 | | 19.75 | 18.81 | |

| | | | | |
|-------|------------|--------|-------|-------|
| | | 2562.5 | 19.7 | 18.75 |
| 20MHz | 1 RB high | 2510 | 20.29 | 19.55 |
| | | 2535 | 20.38 | 19.62 |
| | | 2560 | 20.38 | 19.69 |
| | 1 RB low | 2510 | 21.18 | 20.42 |
| | | 2535 | 21.22 | 20.47 |
| | | 2560 | 21.28 | 20.56 |
| | 50% RB mid | 2510 | 19.44 | 19.47 |
| | | 2535 | 19.57 | 19.58 |
| | | 2560 | 19.52 | 19.52 |
| | 100% RB | 2510 | 19.64 | 18.69 |
| | | 2535 | 19.77 | 18.85 |
| | | 2560 | 19.73 | 18.82 |

LTE band 12

| Bandwidth | RB size/offset | Frequency (MHz) | Power(dBm) | |
|-----------|----------------|-----------------|------------|-------|
| | | | QPSK | 16QAM |
| 1.4MHz | 1 RB high | 715.3 | 22.04 | 21.3 |
| | | 707.5 | 22.17 | 21.27 |
| | | 699.7 | 22.13 | 21.29 |
| | 1 RB low | 715.3 | 22.13 | 21.31 |
| | | 707.5 | 22.24 | 21.32 |
| | | 699.7 | 22.16 | 21.25 |
| | 50% RB mid | 715.3 | 22.1 | 22.15 |
| | | 707.5 | 22.22 | 22.17 |
| | | 699.7 | 22.12 | 22.15 |
| | 100% RB | 715.3 | 21.04 | 20.09 |
| | | 707.5 | 21.13 | 20.21 |
| | | 699.7 | 21.09 | 20.12 |
| 3MHz | 1 RB high | 714.5 | 22.03 | 21.24 |
| | | 707.5 | 22.01 | 21.47 |
| | | 700.5 | 22.06 | 21.3 |
| | 1 RB low | 714.5 | 22.06 | 21.22 |
| | | 707.5 | 22.1 | 21.52 |
| | | 700.5 | 22.09 | 21.28 |
| | 50% RB mid | 714.5 | 21.03 | 20.13 |
| | | 707.5 | 21.1 | 20.21 |
| | | 700.5 | 21.1 | 20.18 |
| | 100% RB | 714.5 | 21.06 | 20.08 |
| | | 707.5 | 21.08 | 20.19 |
| | | 700.5 | 21.09 | 20.13 |
| 5MHz | 1 RB high | 713.5 | 22.02 | 21.16 |
| | | 707.5 | 22.03 | 20.83 |
| | | 701.5 | 22.05 | 21.21 |
| | 1 RB low | 713.5 | 22.08 | 21.3 |
| | | 707.5 | 22.2 | 20.91 |
| | | 701.5 | 22.11 | 21.25 |
| | 50% RB mid | 713.5 | 21.05 | 21.04 |
| | | 707.5 | 21.1 | 21.11 |
| | | 701.5 | 21.08 | 21.07 |
| | 100% RB | 713.5 | 21.04 | 20.15 |
| | | 707.5 | 21.14 | 20.19 |
| | | 701.5 | 21.03 | 20.15 |

| | | | | |
|-------|------------|-------|-------|-------|
| 10MHz | 1 RB high | 711.0 | 22 | 21.22 |
| | | 707.5 | 21.93 | 21.47 |
| | | 704.0 | 22.08 | 21.32 |
| | 1 RB low | 711.0 | 22.16 | 21.41 |
| | | 707.5 | 22.11 | 21.65 |
| | | 704.0 | 22.13 | 21.35 |
| | 50% RB mid | 711.0 | 21.03 | 21.03 |
| | | 707.5 | 21.12 | 21.1 |
| | | 704.0 | 21.11 | 21.09 |
| | 100% RB | 711.0 | 21.12 | 20.18 |
| | | 707.5 | 21.12 | 20.18 |
| | | 704.0 | 21.05 | 20.14 |

A.1.3 Radiated

A.1.3.1 Description

This is the test for the maximum radiated power from the EUT.

Rule Part 24.232(b) specifies, "Mobile/portable stations are limited to 2 watts e.i.r.p. Peak power" and 24.232(c) specifies that "Peak transmit power must be measured over any interval of continuous transmission using instrumentation calibrated in terms of an rms-equivalent voltage."

Rule Part 27.50(d) specifies "Fixed, mobile, and portable (handheld) stations operating in the 1710–1755 MHz band are limited to 1 watt EIRP".

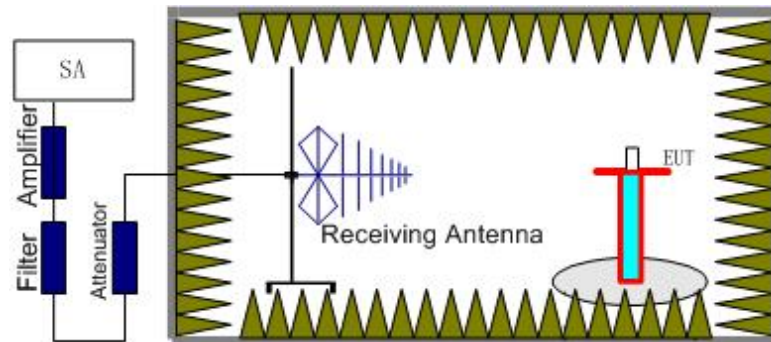
Rule Part 27.50(h)(2) specifies "Mobile stations are limited to 2.0 watts EIRP".

Rule Part 27.50(c) specifies "Portable stations (hand-held de-vices) are limited to 3 watts ERP".

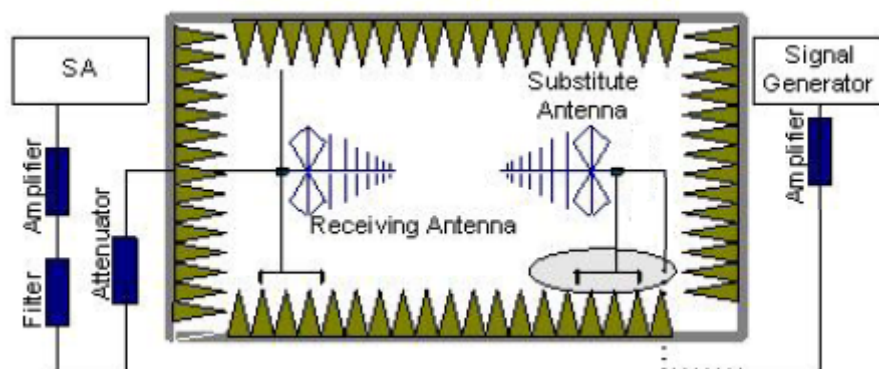
A.1.3.2 Method of Measurement

The measurements procedures in TIA-603E-2016 are used.

1. EUT was placed on a 1.5 meter high non-conductive stand at a 3 meter test distance from the receive antenna. A receiving antenna was placed on the antenna mast 3 meters from the EUT for emission measurements. The height of receiving antenna is 1.5m. The test setup refers to figure below. Detected emissions were maximized at each frequency by rotating the EUT through 360° and adjusting the receiving antenna polarization. The radiated emission measurements of all transmit frequencies in three channels (High, Middle, Low) were measured with peak detector.



2. The EUT is then put into continuously transmitting mode at its maximum power level during the test. And the maximum value of the receiver should be recorded as (Pr).
3. The EUT shall be replaced by a substitution antenna. The test setup refers to figure below.



In the chamber, a substitution antenna for the frequency band of interest is placed at the

reference point of the chamber. An RF signal source for the frequency band of interest is connected to the substitution antenna with a cable that has been constructed to not interfere with the radiation pattern of the antenna. A power (P_{Mea}) is applied to the input of the substitution antenna. Adjust the level of the signal generator output until the value of the receiver reaches the previously recorded (P_r). The power of signal source (P_{Mea}) is recorded. The test should be performed by rotating the test item and adjusting the receiving antenna polarization.

4. An amplifier should be connected to the Signal Source output port. And the cable should be connected between the amplifier and the substitution antenna.
The cable loss (P_{cl}), the substitution antenna Gain (G_a) and the amplifier Gain (P_{Ag}) should be recorded after test.
The measurement results are obtained as described below:
Power (EIRP) = $P_{Mea} - P_{Ag} - P_{cl} - G_a$
5. This value is EIRP since the measurement is calibrated using an antenna of known gain (unit dBi) and known input power.
6. ERP can be calculated from EIRP by subtracting the gain of the dipole, ERP = EIRP -2.15.

A.1.3.3 Measurement result

LTE Band 2- EIRP 24. 232(b)

Limits: ≤ 33 dBm (2W)

LTE Band 2_1.4MHz_QPSK

| Frequency(MHz) | P_{Mea} (dBm) | P_{cl} (dB) | P_{Ag} (dB) | G_a Antenna Gain(dB) | EIRP(dBm) | Limit(dBm) | Margin(dB) | Polarization |
|----------------|-----------------|---------------|---------------|------------------------|-----------|------------|------------|--------------|
| 1850.70 | -13.54 | 4.6 | 36 | 4.7 | 22.56 | 33 | 10.44 | H |
| 1880.00 | -13.29 | 4.6 | 35.6 | 4.7 | 22.41 | 33 | 10.59 | H |
| 1909.30 | -15.05 | 4.7 | 35.9 | 4.5 | 20.65 | 33 | 12.35 | H |

LTE Band 2_3MHz_QPSK

| Frequency(MHz) | P_{Mea} (dBm) | P_{cl} (dB) | P_{Ag} (dB) | G_a Antenna Gain(dB) | EIRP(dBm) | Limit(dBm) | Margin(dB) | Polarization |
|----------------|-----------------|---------------|---------------|------------------------|-----------|------------|------------|--------------|
| 1851.50 | -13.43 | 4.6 | 36 | 4.7 | 22.67 | 33 | 10.33 | H |
| 1880.00 | -11.56 | 4.6 | 35.6 | 4.7 | 24.14 | 33 | 8.86 | H |
| 1908.50 | -13.99 | 4.7 | 35.9 | 4.5 | 21.71 | 33 | 11.29 | H |

LTE Band 2_5MHz_QPSK

| Frequency(MHz) | P_{Mea} (dBm) | P_{cl} (dB) | P_{Ag} (dB) | G_a Antenna Gain(dB) | EIRP(dBm) | Limit(dBm) | Margin(dB) | Polarization |
|----------------|-----------------|---------------|---------------|------------------------|-----------|------------|------------|--------------|
| 1852.50 | -15.68 | 4.6 | 36 | 4.7 | 20.42 | 33 | 12.58 | H |
| 1880.00 | -13.84 | 4.6 | 35.6 | 4.7 | 21.86 | 33 | 11.14 | H |
| 1907.50 | -14.43 | 4.7 | 35.9 | 4.5 | 21.27 | 33 | 11.73 | H |

LTE Band 2_10MHz_QPSK

| Frequency(MHz) | P_{Mea} (dBm) | P_{cl} (dB) | P_{Ag} (dB) | G_a Antenna Gain(dB) | EIRP(dBm) | Limit(dBm) | Margin(dB) | Polarization |
|----------------|-----------------|---------------|---------------|------------------------|-----------|------------|------------|--------------|
| 1855.00 | -14.73 | 4.6 | 36 | 4.7 | 21.37 | 33 | 11.63 | H |
| 1880.00 | -13.82 | 4.6 | 35.6 | 4.7 | 21.88 | 33 | 11.12 | H |
| 1905.00 | -14.8 | 4.7 | 35.9 | 4.5 | 20.9 | 33 | 12.1 | H |

LTE Band 2_15MHz_QPSK

| Frequency(MHz) | P_{Mea} (dBm) | P_{cl} (dB) | P_{Ag} (dB) | G_a Antenna Gain(dB) | EIRP(dBm) | Limit(dBm) | Margin(dB) | Polarization |
|----------------|-----------------|---------------|---------------|------------------------|-----------|------------|------------|--------------|
|----------------|-----------------|---------------|---------------|------------------------|-----------|------------|------------|--------------|

| | | | | | | | | |
|---------|--------|-----|------|-----|-------|----|-------|---|
| 1857.50 | -14.21 | 4.6 | 36 | 4.7 | 21.89 | 33 | 11.11 | H |
| 1880.00 | -13.64 | 4.6 | 35.6 | 4.7 | 22.06 | 33 | 10.94 | H |
| 1902.50 | -15.35 | 4.7 | 35.9 | 4.5 | 20.35 | 33 | 12.65 | H |

LTE Band 2 20 MHz_QPSK

| Frequency(MHz) | P _{Mea} (dBm) | P _c (dB) | P _{Ag} (dB) | G _a Antenna Gain(dB) | EIRP(dBm) | Limit(dBm) | Margin(dB) | Polarization |
|----------------|------------------------|---------------------|----------------------|---------------------------------|-----------|------------|------------|--------------|
| 1860.00 | -13.83 | 4.6 | 36 | 4.7 | 22.27 | 33 | 10.73 | H |
| 1880.00 | -12.55 | 4.6 | 35.6 | 4.7 | 23.15 | 33 | 9.85 | H |
| 1900.00 | -14.61 | 4.7 | 35.9 | 4.5 | 21.09 | 33 | 11.91 | H |

LTE Band 2_1.4MHz_16QAM

| Frequency(MHz) | P _{Mea} (dBm) | P _{cl} (dB) | P _{Ag} (dB) | G _a Antenna Gain(dB) | EIRP(dBm) | Limit(dBm) | Margin(dB) | Polarization |
|----------------|------------------------|----------------------|----------------------|---------------------------------|-----------|------------|------------|--------------|
| 1850.70 | -13.16 | 4.6 | 36 | 4.7 | 22.94 | 33 | 10.06 | H |
| 1880.00 | -13.07 | 4.6 | 35.6 | 4.7 | 22.63 | 33 | 10.37 | H |
| 1909.30 | -15.19 | 4.7 | 35.9 | 4.5 | 20.51 | 33 | 12.49 | H |

LTE Band 2_3MHz_16QAM

| Frequency(MHz) | P _{Mea} (dBm) | P _{cl} (dB) | P _{Ag} (dB) | G _a Antenna Gain(dB) | EIRP(dBm) | Limit(dBm) | Margin(dB) | Polarization |
|----------------|------------------------|----------------------|----------------------|---------------------------------|-----------|------------|------------|--------------|
| 1851.50 | -14.94 | 4.6 | 36 | 4.7 | 21.16 | 33 | 11.84 | H |
| 1880.00 | -14.72 | 4.6 | 35.6 | 4.7 | 20.98 | 33 | 12.02 | H |
| 1908.50 | -14.36 | 4.7 | 35.9 | 4.5 | 21.34 | 33 | 11.66 | H |

LTE Band 2_5MHz_16QAM

| Frequency(MHz) | P _{Mea} (dBm) | P _{cl} (dB) | P _{Ag} (dB) | G _a Antenna Gain(dB) | EIRP(dBm) | Limit(dBm) | Margin(dB) | Polarization |
|----------------|------------------------|----------------------|----------------------|---------------------------------|-----------|------------|------------|--------------|
| 1852.50 | -15.1 | 4.6 | 36 | 4.7 | 21 | 33 | 12 | H |
| 1880.00 | -14.21 | 4.6 | 35.6 | 4.7 | 21.49 | 33 | 11.51 | V |
| 1907.50 | -14.12 | 4.7 | 35.9 | 4.5 | 21.58 | 33 | 11.42 | V |

LTE Band 2_10MHz_16QAM

| Frequency(MHz) | P _{Mea} (dBm) | P _{cl} (dB) | P _{Ag} (dB) | G _a Antenna Gain(dB) | EIRP(dBm) | Limit(dBm) | Margin(dB) | Polarization |
|----------------|------------------------|----------------------|----------------------|---------------------------------|-----------|------------|------------|--------------|
| 1855.00 | -15.2 | 4.6 | 36 | 4.7 | 20.9 | 33 | 12.1 | H |
| 1880.00 | -13.86 | 4.6 | 35.6 | 4.7 | 21.84 | 33 | 11.16 | H |
| 1905.00 | -14.88 | 4.7 | 35.9 | 4.5 | 20.82 | 33 | 12.18 | H |

LTE Band 2_15MHz_16QAM

| Frequency(MHz) | P _{Mea} (dBm) | P _{cl} (dB) | P _{Ag} (dB) | G _a Antenna Gain(dB) | EIRP(dBm) | Limit(dBm) | Margin(dB) | Polarization |
|----------------|------------------------|----------------------|----------------------|---------------------------------|-----------|------------|------------|--------------|
| 1857.50 | -13.85 | 4.6 | 36 | 4.7 | 22.25 | 33 | 10.75 | H |
| 1880.00 | -13.4 | 4.6 | 35.6 | 4.7 | 22.3 | 33 | 10.7 | H |
| 1902.50 | -15.27 | 4.7 | 35.9 | 4.5 | 20.43 | 33 | 12.57 | H |

LTE Band 2_20 MHz_16QAM

| Frequency(MHz) | P _{Mea} (dBm) | P _{cl} (dB) | P _{Ag} (dB) | G _a Antenna Gain(dB) | EIRP(dBm) | Limit(dBm) | Margin(dB) | Polarization |
|----------------|------------------------|----------------------|----------------------|---------------------------------|-----------|------------|------------|--------------|
| 1860.00 | -14.17 | 4.6 | 36 | 4.7 | 21.93 | 33 | 11.07 | H |
| 1880.00 | -11.9 | 4.6 | 35.6 | 4.7 | 23.8 | 33 | 9.2 | H |
| 1900.00 | -14.52 | 4.7 | 35.9 | 4.5 | 21.18 | 33 | 11.82 | H |

$$\text{Peak EIRP(dBm)} = P_{\text{Mea}}(-14.17\text{dBm}) - G_a(4.7\text{dBi}) - P_{\text{Ag}}(36\text{dB}) - P_{\text{cl}}(4.6\text{dB}) = 21.93\text{dBm}$$

LTE Band 4- EIRP 27.50(d)

Limits: ≤30dBm (1W)

LTE Band 4_1.4MHz_QPSK

| Frequency(MHz) | P _{Mea} (dBm) | P _{cl} (dB) | P _{Ag} (dB) | G _a Antenna Gain(dB) | EIRP(dBm) | Limit(dBm) | Margin(dB) | Polarization |
|----------------|------------------------|----------------------|----------------------|---------------------------------|-----------|------------|------------|--------------|
| 1710.70 | -13.16 | 4.6 | 36 | 4.7 | 22.94 | 30 | 7.06 | H |
| 1732.50 | -14.02 | 4.6 | 35.6 | 4.7 | 21.68 | 30 | 8.32 | H |
| 1754.30 | -13.02 | 4.7 | 35.9 | 4.5 | 22.68 | 30 | 7.32 | V |

LTE Band 4_3MHz_QPSK

| Frequency(MHz) | P _{Mea} (dBm) | P _{cl} (dB) | P _{Ag} (dB) | G _a Antenna Gain(dB) | EIRP(dBm) | Limit(dBm) | Margin(dB) | Polarization |
|----------------|------------------------|----------------------|----------------------|---------------------------------|-----------|------------|------------|--------------|
| 1711.50 | -13.43 | 4.6 | 36 | 4.7 | 22.67 | 30 | 7.33 | H |
| 1732.50 | -13.17 | 4.6 | 35.6 | 4.7 | 22.53 | 30 | 7.47 | H |
| 1753.50 | -13.69 | 4.7 | 35.9 | 4.5 | 22.01 | 30 | 7.99 | H |

LTE Band 4_5MHz_QPSK

| Frequency(MHz) | P _{Mea} (dBm) | P _{cl} (dB) | P _{Ag} (dB) | G _a Antenna Gain(dB) | EIRP(dBm) | Limit(dBm) | Margin(dB) | Polarization |
|----------------|------------------------|----------------------|----------------------|---------------------------------|-----------|------------|------------|--------------|
| 1712.50 | -12.68 | 4.6 | 36 | 4.7 | 23.42 | 30 | 6.58 | H |
| 1732.50 | -12.84 | 4.6 | 35.6 | 4.7 | 22.86 | 30 | 7.14 | H |
| 1752.50 | -13.13 | 4.7 | 35.9 | 4.5 | 22.57 | 30 | 7.43 | H |

LTE Band 4_10MHz_QPSK

| Frequency(MHz) | P _{Mea} (dBm) | P _{cl} (dB) | P _{Ag} (dB) | G _a Antenna Gain(dB) | EIRP(dBm) | Limit(dBm) | Margin(dB) | Polarization |
|----------------|------------------------|----------------------|----------------------|---------------------------------|-----------|------------|------------|--------------|
| 1715.00 | -14.42 | 4.6 | 36 | 4.7 | 21.68 | 30 | 8.32 | H |
| 1732.50 | -13.09 | 4.6 | 35.6 | 4.7 | 22.61 | 30 | 7.39 | H |
| 1750.50 | -13.14 | 4.7 | 35.9 | 4.5 | 22.56 | 30 | 7.44 | V |

LTE Band 4_15MHz_QPSK

| Frequency(MHz) | P _{Mea} (dBm) | P _{cl} (dB) | P _{Ag} (dB) | G _a Antenna Gain(dB) | EIRP(dBm) | Limit(dBm) | Margin(dB) | Polarization |
|----------------|------------------------|----------------------|----------------------|---------------------------------|-----------|------------|------------|--------------|
| 1717.50 | -13.94 | 4.6 | 36 | 4.7 | 22.16 | 30 | 7.84 | H |
| 1732.50 | -14.01 | 4.6 | 35.6 | 4.7 | 21.69 | 30 | 8.31 | H |
| 1747.50 | -13.96 | 4.7 | 35.9 | 4.5 | 21.74 | 30 | 8.26 | H |

LTE Band 4_20MHz_QPSK

| Frequency(MHz) | P _{Mea} (dBm) | P _{cl} (dB) | P _{Ag} (dB) | G _a Antenna Gain(dB) | EIRP(dBm) | Limit(dBm) | Margin(dB) | Polarization |
|----------------|------------------------|----------------------|----------------------|---------------------------------|-----------|------------|------------|--------------|
| 1720.00 | -15.09 | 4.6 | 36 | 4.7 | 21.01 | 30 | 8.99 | H |
| 1732.50 | -14.63 | 4.6 | 35.6 | 4.7 | 21.07 | 30 | 8.93 | H |
| 1745.00 | -15.34 | 4.7 | 35.9 | 4.5 | 20.36 | 30 | 9.64 | H |

LTE Band 4_1.4MHz_16QAM

| Frequency(MHz) | P _{Mea} (dBm) | P _{cl} (dB) | P _{Ag} (dB) | G _a Antenna Gain(dB) | EIRP(dBm) | Limit(dBm) | Margin(dB) | Polarization |
|----------------|------------------------|----------------------|----------------------|---------------------------------|-----------|------------|------------|--------------|
| 1710.70 | -13.85 | 4.6 | 36 | 4.7 | 22.25 | 30 | 7.75 | H |
| 1732.50 | -13.72 | 4.6 | 35.6 | 4.7 | 21.98 | 30 | 8.02 | H |
| 1754.30 | -14.17 | 4.7 | 35.9 | 4.5 | 21.53 | 30 | 8.47 | V |

LTE Band 4_3MHz_16QAM

| Frequency(MHz) | P _{Mea} (dBm) | P _{cl} (dB) | P _{Ag} (dB) | G _a Antenna Gain(dB) | EIRP(dBm) | Limit(dBm) | Margin(dB) | Polarization |
|----------------|------------------------|----------------------|----------------------|---------------------------------|-----------|------------|------------|--------------|
| 1711.50 | -13.66 | 4.6 | 36 | 4.7 | 22.44 | 30 | 7.56 | H |
| 1732.50 | -13.59 | 4.6 | 35.6 | 4.7 | 22.11 | 30 | 7.89 | H |
| 1753.50 | -14.31 | 4.7 | 35.9 | 4.5 | 21.39 | 30 | 8.61 | H |

LTE Band 4_5MHz_16QAM

| Frequency(MHz) | P _{Mea} (dBm) | P _{cl} (dB) | P _{Ag} (dB) | G _a Antenna Gain(dB) | EIRP(dBm) | Limit(dBm) | Margin(dB) | Polarization |
|----------------|------------------------|----------------------|----------------------|---------------------------------|-----------|------------|------------|--------------|
| 1712.50 | -14.67 | 4.6 | 36 | 4.7 | 21.43 | 30 | 8.57 | H |
| 1732.50 | -14.93 | 4.6 | 35.6 | 4.7 | 20.77 | 30 | 9.23 | H |
| 1752.50 | -15.03 | 4.7 | 35.9 | 4.5 | 20.67 | 30 | 9.33 | H |

LTE Band 4_10MHz_16QAM

| Frequency(MHz) | P _{Mea} (dBm) | P _{cl} (dB) | P _{Ag} (dB) | G _a Antenna Gain(dB) | EIRP(dBm) | Limit(dBm) | Margin(dB) | Polarization |
|----------------|------------------------|----------------------|----------------------|---------------------------------|-----------|------------|------------|--------------|
| 1715.00 | -15.27 | 4.6 | 36 | 4.7 | 20.83 | 30 | 9.17 | H |
| 1732.50 | -14.13 | 4.6 | 35.6 | 4.7 | 21.57 | 30 | 8.43 | H |
| 1750.50 | -14.67 | 4.7 | 35.9 | 4.5 | 21.03 | 30 | 8.97 | V |

LTE Band 4_15MHz_16QAM

| Frequency(MHz) | P _{Mea} (dBm) | P _{cl} (dB) | P _{Ag} (dB) | G _a Antenna Gain(dB) | EIRP(dBm) | Limit(dBm) | Margin(dB) | Polarization |
|----------------|------------------------|----------------------|----------------------|---------------------------------|-----------|------------|------------|--------------|
| 1717.50 | -15.54 | 4.6 | 36 | 4.7 | 20.56 | 30 | 9.44 | H |
| 1732.50 | -15.23 | 4.6 | 35.6 | 4.7 | 20.47 | 30 | 9.53 | H |
| 1747.50 | -14.13 | 4.7 | 35.9 | 4.5 | 21.57 | 30 | 8.43 | H |

LTE Band 4_20MHz_16QAM

| Frequency(MHz) | P _{Mea} (dBm) | P _{cl} (dB) | P _{Ag} (dB) | G _a Antenna Gain(dB) | EIRP(dBm) | Limit(dBm) | Margin(dB) | Polarization |
|----------------|------------------------|----------------------|----------------------|---------------------------------|-----------|------------|------------|--------------|
| 1720.00 | -14.61 | 4.6 | 36 | 4.7 | 21.49 | 30 | 8.51 | H |
| 1732.50 | -14.96 | 4.6 | 35.6 | 4.7 | 20.74 | 30 | 9.26 | H |
| 1745.00 | -14.05 | 4.7 | 35.9 | 4.5 | 21.65 | 30 | 8.35 | H |

$$\text{Peak EIRP(dBm)} = P_{\text{Mea}}(-14.05\text{dBm}) - G_a(4.5\text{dBi}) - P_{\text{Ag}}(35.9\text{dB}) - P_{\text{cl}}(4.7\text{dB}) = 21.65\text{dBm}$$

LTE Band 5- ERP 22.913(a)

Limits: ≤38.45dBm (7W)

LTE Band 5_1.4MHz_QPSK

| Frequency(MHz) | P _{Mea} (dBm) | P _{ci} (dB) | P _{Ag} (dB) | G _a Antenna Gain(dB) | ERP(dBm) | Limit(dBm) | Margin(dB) | Polarization |
|----------------|------------------------|----------------------|----------------------|---------------------------------|----------|------------|------------|--------------|
| 824.70 | -8.76 | 4.6 | 36 | 4.7 | 27.34 | 38.45 | 11.11 | V |
| 836.50 | -8.58 | 4.6 | 35.6 | 4.7 | 27.12 | 38.45 | 11.33 | H |
| 848.30 | -9.37 | 4.7 | 35.9 | 4.5 | 26.33 | 38.45 | 12.12 | H |

LTE Band 5_3MHz_QPSK

| Frequency(MHz) | P _{Mea} (dBm) | P _{ci} (dB) | P _{Ag} (dB) | G _a Antenna Gain(dB) | ERP(dBm) | Limit(dBm) | Margin(dB) | Polarization |
|----------------|------------------------|----------------------|----------------------|---------------------------------|----------|------------|------------|--------------|
| 825.50 | -9.12 | 4.6 | 36 | 4.7 | 26.98 | 38.45 | 11.47 | V |
| 836.50 | -8.58 | 4.6 | 35.6 | 4.7 | 27.12 | 38.45 | 11.33 | H |
| 847.50 | -9.81 | 4.7 | 35.9 | 4.5 | 25.89 | 38.45 | 12.56 | V |

LTE Band 5_5MHz_QPSK

| Frequency(MHz) | P _{Mea} (dBm) | P _{ci} (dB) | P _{Ag} (dB) | G _a Antenna Gain(dB) | ERP(dBm) | Limit(dBm) | Margin(dB) | Polarization |
|----------------|------------------------|----------------------|----------------------|---------------------------------|----------|------------|------------|--------------|
| 826.50 | -9.73 | 4.6 | 36 | 4.7 | 26.37 | 38.45 | 12.08 | V |
| 836.50 | -8.67 | 4.6 | 35.6 | 4.7 | 27.03 | 38.45 | 11.42 | V |
| 846.50 | -8.48 | 4.7 | 35.9 | 4.5 | 27.22 | 38.45 | 11.23 | H |

LTE Band 5_10MHz_QPSK

| Frequency(MHz) | P _{Mea} (dBm) | P _{ci} (dB) | P _{Ag} (dB) | G _a Antenna Gain(dB) | ERP(dBm) | Limit(dBm) | Margin(dB) | Polarization |
|----------------|------------------------|----------------------|----------------------|---------------------------------|----------|------------|------------|--------------|
| 829.00 | -9.53 | 4.6 | 36 | 4.7 | 26.57 | 38.45 | 11.88 | V |
| 836.50 | -10.35 | 4.6 | 35.6 | 4.7 | 25.35 | 38.45 | 13.1 | V |
| 844.00 | -10.45 | 4.7 | 35.9 | 4.5 | 25.25 | 38.45 | 13.2 | H |

LTE Band 5_1.4MHz_16QAM

| Frequency(MHz) | P _{Mea} (dBm) | P _{cl} (dB) | P _{Ag} (dB) | G _a Antenna Gain(dB) | ERP(dBm) | Limit(dBm) | Margin(dB) | Polarization |
|----------------|------------------------|----------------------|----------------------|---------------------------------|----------|------------|------------|--------------|
| 824.70 | -8.7 | 4.6 | 36 | 4.7 | 27.40 | 38.45 | 11.05 | V |
| 836.50 | -9.12 | 4.6 | 35.6 | 4.7 | 26.58 | 38.45 | 11.87 | V |
| 848.30 | -8.78 | 4.7 | 35.9 | 4.5 | 26.92 | 38.45 | 11.53 | H |

LTE Band 5_3MHz_16QAM

| Frequency(MHz) | P _{Mea} (dBm) | P _{cl} (dB) | P _{Ag} (dB) | G _a Antenna Gain(dB) | ERP(dBm) | Limit(dBm) | Margin(dB) | Polarization |
|----------------|------------------------|----------------------|----------------------|---------------------------------|----------|------------|------------|--------------|
| 825.50 | -9.74 | 4.6 | 36 | 4.7 | 26.36 | 38.45 | 12.09 | V |
| 836.50 | -9.47 | 4.6 | 35.6 | 4.7 | 26.23 | 38.45 | 12.22 | V |
| 847.50 | -9.47 | 4.7 | 35.9 | 4.5 | 26.23 | 38.45 | 12.22 | H |

LTE Band 5_5MHz_16QAM

| Frequency(MHz) | P _{Mea} (dBm) | P _{cl} (dB) | P _{Ag} (dB) | G _a Antenna Gain(dB) | ERP(dBm) | Limit(dBm) | Margin(dB) | Polarization |
|----------------|------------------------|----------------------|----------------------|---------------------------------|----------|------------|------------|--------------|
| 826.50 | -8.76 | 4.6 | 36 | 4.7 | 27.34 | 38.45 | 11.11 | H |
| 836.50 | -8.88 | 4.6 | 35.6 | 4.7 | 26.82 | 38.45 | 11.63 | H |
| 846.50 | -9.69 | 4.7 | 35.9 | 4.5 | 26.01 | 38.45 | 12.44 | H |

LTE Band 5_10MHz_16QAM

| Frequency(MHz) | P _{Mea} (dBm) | P _{cl} (dB) | P _{Ag} (dB) | G _a Antenna Gain(dB) | ERP(dBm) | Limit(dBm) | Margin(dB) | Polarization |
|----------------|------------------------|----------------------|----------------------|---------------------------------|----------|------------|------------|--------------|
| 829.00 | -11.08 | 4.6 | 36 | 4.7 | 25.02 | 38.45 | 13.43 | V |
| 836.50 | -10.62 | 4.6 | 35.6 | 4.7 | 25.08 | 38.45 | 13.37 | V |
| 844.00 | -9.98 | 4.7 | 35.9 | 4.5 | 25.72 | 38.45 | 12.73 | H |

Peak ERP(dBm)=P_{Mea}(-9.98dBm)-G_a(4.5dBi)-P_{Ag}(35.9dB)-P_{cl}(4.7dB) = 12.73dBm

LTE Band 7- EIRP 27.50(h)(2)

Limits: ≤33 dBm (2W)

LTE Band 7_5MHz_QPSK

| Frequency(MHz) | P _{Mea} (dBm) | P _{cl} (dB) | P _{Ag} (dB) | G _a Antenna Gain(dB) | EIRP(dBm) | Limit(dBm) | Margin(dB) | Polarization |
|----------------|------------------------|----------------------|----------------------|---------------------------------|-----------|------------|------------|--------------|
| 2502.50 | -11.65 | 4.6 | 36 | 4.7 | 24.45 | 33 | 8.55 | V |
| 2535.00 | -12.48 | 4.6 | 35.6 | 4.7 | 23.22 | 33 | 9.78 | V |
| 2567.50 | -12.63 | 4.7 | 35.9 | 4.5 | 23.07 | 33 | 9.93 | H |

LTE Band 7_10MHz_QPSK

| Frequency(MHz) | P _{Mea} (dBm) | P _{cl} (dB) | P _{Ag} (dB) | G _a Antenna Gain(dB) | EIRP(dBm) | Limit(dBm) | Margin(dB) | Polarization |
|----------------|------------------------|----------------------|----------------------|---------------------------------|-----------|------------|------------|--------------|
| 2505.00 | -12.12 | 4.6 | 36 | 4.7 | 23.98 | 33 | 9.02 | H |
| 2535.00 | -12.28 | 4.6 | 35.6 | 4.7 | 23.42 | 33 | 9.58 | V |
| 2565.00 | -12.81 | 4.7 | 35.9 | 4.5 | 22.89 | 33 | 10.11 | H |

LTE Band 7_15MHz_QPSK

| Frequency(MHz) | P _{Mea} (dBm) | P _{cl} (dB) | P _{Ag} (dB) | G _a Antenna Gain(dB) | EIRP(dBm) | Limit(dBm) | Margin(dB) | Polarization |
|----------------|------------------------|----------------------|----------------------|---------------------------------|-----------|------------|------------|--------------|
| 2507.50 | -11.99 | 4.6 | 36 | 4.7 | 24.11 | 33 | 8.89 | H |
| 2535.00 | -11.96 | 4.6 | 35.6 | 4.7 | 23.74 | 33 | 9.26 | V |
| 2562.50 | -12.43 | 4.7 | 35.9 | 4.5 | 23.27 | 33 | 9.73 | H |

LTE Band 7_20MHz_QPSK

| Frequency(MHz) | P _{Mea} (dBm) | P _{cl} (dB) | P _{Ag} (dB) | G _a Antenna Gain(dB) | EIRP(dBm) | Limit(dBm) | Margin(dB) | Polarization |
|----------------|------------------------|----------------------|----------------------|---------------------------------|-----------|------------|------------|--------------|
| 2510.00 | -13.43 | 4.6 | 36 | 4.7 | 22.67 | 33 | 10.33 | H |
| 2535.00 | -12.85 | 4.6 | 35.6 | 4.7 | 22.85 | 33 | 10.15 | V |
| 2560.00 | -12.73 | 4.7 | 35.9 | 4.5 | 22.97 | 33 | 10.03 | H |

LTE Band 7_5MHz_16QAM

| Frequency(MHz) | P _{Mea} (dBm) | P _{cl} (dB) | P _{Ag} (dB) | G _a Antenna Gain(dB) | EIRP(dBm) | Limit(dBm) | Margin(dB) | Polarization |
|----------------|------------------------|----------------------|----------------------|---------------------------------|-----------|------------|------------|--------------|
| 2502.50 | -13.43 | 4.6 | 36 | 4.7 | 22.67 | 33 | 10.33 | H |
| 2535.00 | -12.97 | 4.6 | 35.6 | 4.7 | 22.73 | 33 | 10.27 | V |
| 2567.50 | -13.92 | 4.7 | 35.9 | 4.5 | 21.78 | 33 | 11.22 | H |

LTE Band 7_10MHz_16QAM

| Frequency(MHz) | P _{Mea} (dBm) | P _{cl} (dB) | P _{Ag} (dB) | G _a Antenna Gain(dB) | EIRP(dBm) | Limit(dBm) | Margin(dB) | Polarization |
|----------------|------------------------|----------------------|----------------------|---------------------------------|-----------|------------|------------|--------------|
| 2505.00 | -13.56 | 4.6 | 36 | 4.7 | 22.54 | 33 | 10.46 | H |
| 2535.00 | -12.96 | 4.6 | 35.6 | 4.7 | 22.74 | 33 | 10.26 | V |
| 2565.00 | -12.89 | 4.7 | 35.9 | 4.5 | 22.81 | 33 | 10.19 | H |

LTE Band 7_15MHz_16QAM

| Frequency(MHz) | P _{Mea} (dBm) | P _{cl} (dB) | P _{Ag} (dB) | G _a Antenna Gain(dB) | EIRP(dBm) | Limit(dBm) | Margin(dB) | Polarization |
|----------------|------------------------|----------------------|----------------------|---------------------------------|-----------|------------|------------|--------------|
| 2507.50 | -14.21 | 4.6 | 36 | 4.7 | 21.89 | 33 | 11.11 | H |
| 2535.00 | -13.66 | 4.6 | 35.6 | 4.7 | 22.04 | 33 | 10.96 | H |
| 2562.50 | -12.97 | 4.7 | 35.9 | 4.5 | 22.73 | 33 | 10.27 | H |

LTE Band 7_20MHz_16QAM

| Frequency(MHz) | P _{Mea} (dBm) | P _{cl} (dB) | P _{Ag} (dB) | G _a Antenna Gain(dB) | EIRP(dBm) | Limit(dBm) | Margin(dB) | Polarization |
|----------------|------------------------|----------------------|----------------------|---------------------------------|-----------|------------|------------|--------------|
| 2510.00 | -14.47 | 4.6 | 36 | 4.7 | 21.63 | 33 | 11.37 | H |
| 2535.00 | -14.14 | 4.6 | 35.6 | 4.7 | 21.56 | 33 | 11.44 | V |
| 2560.00 | -14.32 | 4.7 | 35.9 | 4.5 | 21.38 | 33 | 11.62 | H |

Peak EIRP(dBm) = P_{Mea}(-14.32dBm) - G_a (4.5dBi) - P_{Ag} (35.9dB) - P_{cl} (4.7dB) = 21.38dBm

LTE Band 12 - ERP 27.50(c)(10)

Limits: ≤34.77dBm (3W)

LTE Band 12_1.4MHz_QPSK

| Frequency(MHz) | P _{Mea} (dBm) | P _{ci} (dB) | P _{Ag} (dB) | G _a Antenna Gain(dB) | ERP(dBm) | Limit(dBm) | Margin(dB) | Polarization |
|----------------|------------------------|----------------------|----------------------|---------------------------------|----------|------------|------------|--------------|
| 699.70 | -11.99 | 4.6 | 36 | 4.7 | 24.11 | 34.77 | 10.66 | H |
| 707.50 | -11.69 | 4.6 | 35.6 | 4.7 | 24.01 | 34.77 | 10.76 | V |
| 715.30 | -12.23 | 4.7 | 35.9 | 4.5 | 23.47 | 34.77 | 11.3 | H |

LTE Band 12_3MHz_QPSK

| Frequency(MHz) | P _{Mea} (dBm) | P _{ci} (dB) | P _{Ag} (dB) | G _a Antenna Gain(dB) | ERP(dBm) | Limit(dBm) | Margin(dB) | Polarization |
|----------------|------------------------|----------------------|----------------------|---------------------------------|----------|------------|------------|--------------|
| 700.50 | -12.09 | 4.6 | 36 | 4.7 | 24.01 | 34.77 | 10.76 | V |
| 707.50 | -12.13 | 4.6 | 35.6 | 4.7 | 23.57 | 34.77 | 11.2 | V |
| 714.50 | -12.27 | 4.7 | 35.9 | 4.5 | 23.43 | 34.77 | 11.34 | V |

LTE Band 12_5MHz_QPSK

| Frequency(MHz) | P _{Mea} (dBm) | P _{ci} (dB) | P _{Ag} (dB) | G _a Antenna Gain(dB) | ERP(dBm) | Limit(dBm) | Margin(dB) | Polarization |
|----------------|------------------------|----------------------|----------------------|---------------------------------|----------|------------|------------|--------------|
| 701.50 | -13.52 | 4.6 | 36 | 4.7 | 22.58 | 34.77 | 12.19 | V |
| 707.50 | -12.55 | 4.6 | 35.6 | 4.7 | 23.15 | 34.77 | 11.62 | H |
| 713.50 | -12.48 | 4.7 | 35.9 | 4.5 | 23.22 | 34.77 | 11.55 | V |

LTE Band 12_10MHz_QPSK

| Frequency(MHz) | P _{Mea} (dBm) | P _{ci} (dB) | P _{Ag} (dB) | G _a Antenna Gain(dB) | ERP(dBm) | Limit(dBm) | Margin(dB) | Polarization |
|----------------|------------------------|----------------------|----------------------|---------------------------------|----------|------------|------------|--------------|
| 704.00 | -13.34 | 4.6 | 36 | 4.7 | 22.76 | 34.77 | 12.01 | H |
| 707.50 | -12.55 | 4.6 | 35.6 | 4.7 | 23.15 | 34.77 | 11.62 | H |
| 711.00 | -12.17 | 4.7 | 35.9 | 4.5 | 23.53 | 34.77 | 11.24 | H |

LTE Band 12_1.4MHz_16QAM

| Frequency(MHz) | P _{Mea} (dBm) | P _{cl} (dB) | P _{Ag} (dB) | G _a Antenna Gain(dB) | ERP(dBm) | Limit(dBm) | Margin(dB) | Polarization |
|----------------|------------------------|----------------------|----------------------|---------------------------------|----------|------------|------------|--------------|
| 699.70 | -12.97 | 4.6 | 36 | 4.7 | 23.13 | 34.77 | 11.64 | H |
| 707.50 | -11.47 | 4.6 | 35.6 | 4.7 | 24.23 | 34.77 | 10.54 | H |
| 715.30 | -12.24 | 4.7 | 35.9 | 4.5 | 23.46 | 34.77 | 11.31 | V |

LTE Band 12_3MHz_16QAM

| Frequency(MHz) | P _{Mea} (dBm) | P _{cl} (dB) | P _{Ag} (dB) | G _a Antenna Gain(dB) | ERP(dBm) | Limit(dBm) | Margin(dB) | Polarization |
|----------------|------------------------|----------------------|----------------------|---------------------------------|----------|------------|------------|--------------|
| 700.50 | -12.83 | 4.6 | 36 | 4.7 | 23.27 | 34.77 | 11.5 | V |
| 707.50 | -11.88 | 4.6 | 35.6 | 4.7 | 23.82 | 34.77 | 10.95 | V |
| 714.50 | -12.69 | 4.7 | 35.9 | 4.5 | 23.01 | 34.77 | 11.76 | V |

LTE Band 12_5MHz_16QAM

| Frequency(MHz) | P _{Mea} (dBm) | P _{cl} (dB) | P _{Ag} (dB) | G _a Antenna Gain(dB) | ERP(dBm) | Limit(dBm) | Margin(dB) | Polarization |
|----------------|------------------------|----------------------|----------------------|---------------------------------|----------|------------|------------|--------------|
| 701.50 | -13.53 | 4.6 | 36 | 4.7 | 22.57 | 34.77 | 12.2 | V |
| 707.50 | -12.49 | 4.6 | 35.6 | 4.7 | 23.21 | 34.77 | 11.56 | V |
| 713.50 | -12.57 | 4.7 | 35.9 | 4.5 | 23.13 | 34.77 | 11.64 | V |

LTE Band 12_10MHz_16QAM

| Frequency(MHz) | P _{Mea} (dBm) | P _{cl} (dB) | P _{Ag} (dB) | G _a Antenna Gain(dB) | ERP(dBm) | Limit(dBm) | Margin(dB) | Polarization |
|----------------|------------------------|----------------------|----------------------|---------------------------------|----------|------------|------------|--------------|
| 704.00 | -13.21 | 4.6 | 36 | 4.7 | 22.89 | 34.77 | 11.88 | H |
| 707.50 | -12.69 | 4.6 | 35.6 | 4.7 | 23.01 | 34.77 | 11.76 | H |
| 711.00 | -12.92 | 4.7 | 35.9 | 4.5 | 22.78 | 34.77 | 11.99 | H |

Peak ERP(dBm)=P_{Mea}(-12.92dBm)-G_a(4.5dBi)-P_{Ag}(35.9dB)-P_{cl}(4.7dB)= 22.78dBm

ANALYZER SETTINGS:

RBW = VBW = 8MHz for occupied bandwidths equal to or less than 5MHz.

RBW = VBW = 20MHz for occupied bandwidths equal to or greater than 10MHz.

ANNEX A.2. EMISSION LIMIT

Reference

FCC: CFR 2.1051, 22.917,24.238(a), 27.53(g), 27.53(h) , 27.53(m).

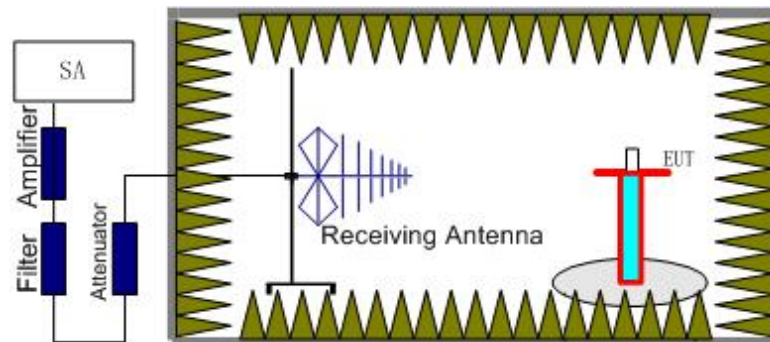
A.2.1 Measurement Method

The measurements procedures in TIA-603E-2016 are used. This measurement is carried out in fully-anechoic chamber FAC-3.

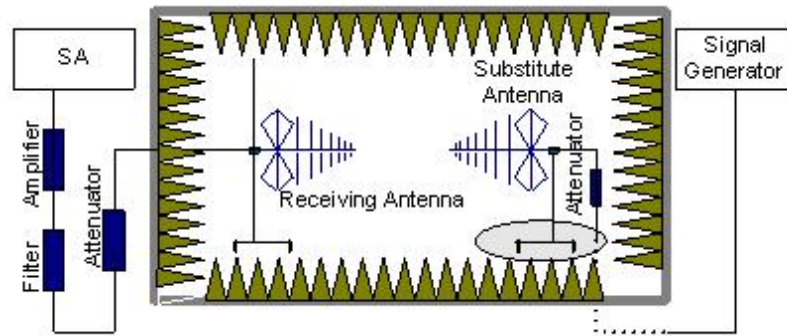
The spectrum was scanned from 30 MHz to the 10th harmonic of the highest frequency generated within the equipment, which is the transmitted carrier. The resolution bandwidth is set 1MHz as outlined in Part 22.917,Part 24.238(a), Part 27.53(g), Part 27.53(h), Part 27.53(m). The spectrum was scanned with the mobile station transmitting at carrier frequencies that pertain to low, mid and high channels of the LTE Bands 2,4,5,7,12,17,41.

The procedure of radiated spurious emissions is as follows:

1. EUT was placed on a 1.5 meter high non-conductive stand at a 3 meter test distance from the receive antenna. A receiving antenna was placed on the antenna mast 3 meters from the EUT for emission measurements. The height of receiving antenna is 1.5m. The test setup refers to figure below. Detected emissions were maximized at each frequency by rotating the EUT through 360° and adjusting the receiving antenna polarization. The radiated emission measurements of all non-harmonic and harmonics of the transmit frequency through the 10th harmonic were measured with peak detector.



2. The EUT is then put into continuously transmitting mode at its maximum power level during the test. And the maximum value of the receiver should be recorded as (Pr).
3. The EUT shall be replaced by a substitution antenna. The test setup refers to figure below.



In the chamber, an substitution antenna for the frequency band of interest is placed at the reference point of the chamber. An RF Signal source for the frequency band of interest is connected to the substitution antenna with a cable that has been constructed to not interfere with the radiation pattern of the antenna. A power (P_{Mea}) is applied to the input of the substitution antenna. Adjust the level of the signal generator output until the value of the receiver reaches the previously recorded (P_r). The power of signal source (P_{Mea}) is recorded. The test should be performed by rotating the test item and adjusting the receiving antenna polarization.

4. The Path loss (P_{pl}) between the Signal Source with the Substitution Antenna and the Substitution Antenna Gain (G_a) should be recorded after test.

An amplifier should be connected in for the test.

The Path loss (P_{pl}) is the summation of the cable loss and the gain of the amplifier.

The measurement results are obtained as described below:

$$\text{Power (EIRP)} = P_{Mea} + P_{pl} + G_a$$

5. This value is EIRP since the measurement is calibrated using an antenna of known gain (unit: dBi) and known input power.
6. ERP can be calculated from EIRP by subtracting the gain of the dipole, $ERP = EIRP - 2.15\text{dB}$.

A.2.2 Measurement Limit

Part 22.917, Part 24.238(a), Part 27.53(g), Part 27.53(h), Part 27.53(m) all specify that the power of any emission outside of the authorized operating frequency ranges must be attenuated below the transmitting power (P) by a factor of at least $43 + 10 \log(P)$ dB. The specification that emissions shall be attenuated below the transmitter power (P) by at least $43 + 10 \log(P)$ dB, translates in the relevant power range (1 to 0.001 W) to -13 dBm. At 1 W the specified minimum attenuation becomes 43 dB and relative to a 30 dBm (1 W) carrier becomes a limit of -13 dBm. At 0.001 W (0 dBm) the minimum attenuation is 13 dB, which again yields a limit of -13 dBm. In this way a translation of the specification from relative to absolute terms is carried out.

A.2.3 Measurement Results

7. Radiated emissions measurements were made only at the upper, middle, and lower carrier frequencies of the LTE Bands 2, 4, 5, 7, 12. It was decided that measurements at these three carrier frequencies would be sufficient to demonstrate compliance with emissions limits because it was seen that all the significant spurs occur well outside the band and no radiation was seen from a carrier in one block of the LTE Bands 2, 4, 5, 7, 12, into any of the other

blocks. The equipment must still, however, meet emissions requirements with the carrier at all frequencies over which it is capable of operating and it is the manufacturer's responsibility to verify this. The evaluated frequency range is from 30MHz to 26GHz.

LTE Band 2, 3MHz, QPSK, Channel 18607

| Frequency(MHz) | P _{Mea} (dBm) | Path Loss | Antenna Gain | Peak EIRP(dBm) | Limit (dBm) | Margin(dB) | Polarization |
|----------------|------------------------|-----------|--------------|----------------|-------------|------------|--------------|
| 3578.4 | -51.2 | 6.5 | 6 | -51.7 | -13 | 38.7 | H |
| 4340.4 | -53.96 | 7.2 | 7.5 | -53.66 | -13 | 40.66 | H |
| 5146.4 | -52.96 | 7.9 | 8.9 | -51.96 | -13 | 38.96 | H |
| 5995.2 | -52.6 | 8.6 | 10.4 | -50.8 | -13 | 37.8 | H |
| 7109.6 | -53.25 | 9.4 | 13.3 | -49.35 | -13 | 36.35 | V |
| 9165.2 | -55.36 | 10.5 | 18.4 | -47.46 | -13 | 34.46 | H |

LTE Band 2, 3MHz, QPSK, Channel 18900

| Frequency(MHz) | P _{Mea} (dBm) | Path Loss | Antenna Gain | Peak EIRP(dBm) | Limit (dBm) | Margin(dB) | Polarization |
|----------------|------------------------|-----------|--------------|----------------|-------------|------------|--------------|
| 4016.8 | -52.89 | 6.9 | 7.2 | -52.59 | -13 | 39.59 | H |
| 4636.4 | -51.47 | 7.5 | 7.6 | -51.37 | -13 | 38.37 | V |
| 5494.4 | -51.21 | 8.2 | 9.5 | -49.91 | -13 | 36.91 | H |
| 7514.4 | -53.04 | 9.7 | 14.6 | -48.14 | -13 | 35.14 | H |
| 9058.8 | -54.72 | 10.5 | 18.3 | -46.92 | -13 | 33.92 | V |
| 12309 | -46.4 | 12.7 | 18 | -41.1 | -13 | 28.1 | H |

LTE Band 2, 3MHz, QPSK, Channel 19193

| Frequency(MHz) | P _{Mea} (dBm) | Path Loss | Antenna Gain | Peak EIRP(dBm) | Limit (dBm) | Margin(dB) | Polarization |
|----------------|------------------------|-----------|--------------|----------------|-------------|------------|--------------|
| 4349.2 | -53.38 | 7.2 | 7.5 | -53.08 | -13 | 40.08 | H |
| 5248.4 | -51.91 | 8 | 8.7 | -51.21 | -13 | 38.21 | H |
| 6284.4 | -53.08 | 8.8 | 10.9 | -50.98 | -13 | 37.98 | V |
| 7392.4 | -54.44 | 9.7 | 14.1 | -50.04 | -13 | 37.04 | H |
| 8792 | -56.13 | 10.4 | 18.5 | -48.03 | -13 | 35.03 | V |
| 11428.4 | -50.57 | 12.1 | 18.2 | -44.47 | -13 | 31.47 | V |

LTE Band 2, 3MHz, 16QAM, Channel 18607

| Frequency(MHz) | P _{Mea} (dBm) | Path Loss | Antenna Gain | Peak EIRP(dBm) | Limit (dBm) | Margin(dB) | Polarization |
|----------------|------------------------|-----------|--------------|----------------|-------------|------------|--------------|
| 11554.4 | -47.95 | 12.2 | 18.1 | -42.05 | -13 | 29.05 | V |
| 12202.6 | -46.42 | 12.6 | 17.4 | -41.62 | -13 | 28.62 | V |
| 13192.4 | -47.5 | 13 | 20.9 | -39.6 | -13 | 26.6 | H |
| 14642.8 | -47.45 | 14 | 23 | -38.45 | -13 | 25.45 | H |
| 15604.6 | -45.3 | 14.6 | 23.2 | -36.7 | -13 | 23.7 | V |
| 17211.8 | -38.62 | 16 | 19.6 | -35.02 | -13 | 22.02 | V |

LTE Band 2, 3MHz, 16QAM, Channel 18900

| Frequency(MHz) | P _{Mea} (dBm) | Path Loss | Antenna Gain | Peak EIRP(dBm) | Limit (dBm) | Margin(dB) | Polarization |
|----------------|------------------------|-----------|--------------|----------------|-------------|------------|--------------|
| 5636.4 | -50.34 | 8.3 | 10 | -48.64 | -13 | 35.64 | V |
| 7248.4 | -52.19 | 9.6 | 13.7 | -48.09 | -13 | 35.09 | H |
| 10850.4 | -49.4 | 11.7 | 17.9 | -43.2 | -13 | 30.2 | H |
| 12540 | -46.52 | 12.7 | 18.8 | -40.42 | -13 | 27.42 | V |
| 13797.2 | -49.39 | 13.8 | 24.8 | -38.39 | -13 | 25.39 | V |
| 15842.6 | -40.92 | 14.9 | 20.9 | -34.92 | -13 | 21.92 | H |

LTE Band 2, 3MHz, 16QAM, Channel 19193

| Frequency(MHz) | P _{Mea} (dBm) | Path Loss | Antenna Gain | Peak EIRP(dBm) | Limit (dBm) | Margin(dB) | Polarization |
|----------------|------------------------|-----------|--------------|----------------|-------------|------------|--------------|
| 10911.6 | -49.43 | 11.8 | 18 | -43.23 | -13 | 30.23 | V |
| 12145.2 | -45.97 | 12.6 | 17.3 | -41.27 | -13 | 28.27 | H |
| 13392.6 | -48.66 | 13.7 | 22.8 | -39.56 | -13 | 26.56 | H |
| 14851.4 | -47.2 | 14.3 | 23.9 | -37.6 | -13 | 24.6 | V |
| 15827.2 | -41.9 | 14.9 | 21.4 | -35.4 | -13 | 22.4 | V |
| 17203.4 | -38.37 | 16 | 19.7 | -34.67 | -13 | 21.67 | H |

LTE Band 4, 20MHz QPSK, Channel 19957

| Frequency(MHz) | P _{Mea} (dBm) | Path Loss | Antenna Gain | Peak EIRP(dBm) | Limit (dBm) | Margin(dB) | Polarization |
|----------------|------------------------|-----------|--------------|----------------|-------------|------------|--------------|
| 3422 | -47.82 | 6.3 | 5.7 | -48.42 | -13 | 35.42 | H |
| 5133.2 | -43.07 | 7.9 | 8.8 | -42.17 | -13 | 29.17 | V |
| 6844.8 | -50.99 | 9.2 | 12.6 | -47.59 | -13 | 34.59 | V |
| 8290.4 | -54.85 | 10.1 | 17.4 | -47.55 | -13 | 34.55 | H |
| 10068 | -51.55 | 11.3 | 17.6 | -45.25 | -13 | 32.25 | V |
| 12685.6 | -46.99 | 12.7 | 19 | -40.69 | -13 | 27.69 | H |

LTE Band 4, 20MHz, QPSK, Channel 20175

| Frequency(MHz) | P _{Mea} (dBm) | Path Loss | Antenna Gain | Peak EIRP(dBm) | Limit (dBm) | Margin(dB) | Polarization |
|----------------|------------------------|-----------|--------------|----------------|-------------|------------|--------------|
| 3447.2 | -43.25 | 6.4 | 6 | -43.65 | -13 | 30.65 | H |
| 5170.8 | -48.46 | 7.9 | 8.8 | -47.56 | -13 | 34.56 | V |
| 6894.4 | -51.64 | 9.3 | 12.6 | -48.34 | -13 | 35.34 | V |
| 10506.8 | -49.58 | 11.6 | 17.1 | -44.08 | -13 | 31.08 | H |
| 12909.6 | -47.33 | 13 | 19.8 | -40.53 | -13 | 27.53 | H |
| 14836 | -46.72 | 14.3 | 23.8 | -37.22 | -13 | 24.22 | V |

LTE Band 4, 20MHz, QPSK, Channel 20393

| Frequency(MHz) | P _{Mea} (dBm) | Path Loss | Antenna Gain | Peak EIRP(dBm) | Limit (dBm) | Margin(dB) | Polarization |
|----------------|------------------------|-----------|--------------|----------------|-------------|------------|--------------|
| 3472 | -43.53 | 6.4 | 5.9 | -44.03 | -13 | 31.03 | H |
| 5208.4 | -44.53 | 8 | 8.8 | -43.73 | -13 | 30.73 | V |
| 8285.2 | -54.11 | 10.1 | 17.4 | -46.81 | -13 | 33.81 | V |
| 9813.6 | -51.43 | 11 | 17.9 | -44.53 | -13 | 31.53 | H |
| 12736 | -46.62 | 12.7 | 19.2 | -40.12 | -13 | 27.12 | V |
| 16534.2 | -39.39 | 14.7 | 20.1 | -33.99 | -13 | 20.99 | H |

LTE Band 4, 20MHz, 16QAM, Channel 19957

| Frequency(MHz) | P _{Mea} (dBm) | Path Loss | Antenna Gain | Peak EIRP(dBm) | Limit (dBm) | Margin(dB) | Polarization |
|-----------------|------------------------|-----------|--------------|-----------------|-------------|-------------|--------------|
| 3422 | -47.36 | 6.3 | 5.9 | -47.76 | -13 | 34.76 | H |
| 5133.2 | -43.68 | 7.9 | 8.9 | -42.68 | -13 | 29.68 | V |
| 6880.8 | -52.45 | 9.3 | 12.5 | -49.25 | -13 | 36.25 | H |
| 8613.6 | -56.32 | 10.3 | 18.3 | -48.32 | -13 | 35.32 | V |
| 10264.8 | -51.26 | 11.4 | 17.4 | -45.26 | -13 | 32.26 | V |
| 12513.4 | -46.17 | 12.7 | 18.7 | -40.17 | -13 | 27.17 | H |

LTE Band 4, 20MHz, 16QAM, Channel 20175

| Frequency(MHz) | P _{Mea} (dBm) | Path Loss | Antenna Gain | Peak EIRP(dBm) | Limit (dBm) | Margin(dB) | Polarization |
|-----------------|------------------------|-----------|--------------|-----------------|-------------|-------------|--------------|
| 3446.8 | -40.54 | 6.4 | 5.8 | -41.14 | -13 | 28.14 | H |
| 5170.8 | -46.74 | 7.9 | 8.8 | -45.84 | -13 | 32.84 | H |
| 6894.8 | -50.44 | 9.3 | 12.7 | -47.04 | -13 | 34.04 | V |
| 8575.6 | -55.26 | 10.3 | 18.2 | -47.36 | -13 | 34.36 | V |
| 10449.2 | -49.9 | 11.6 | 17.1 | -44.4 | -13 | 31.4 | V |
| 12650.6 | -45.37 | 12.8 | 18.9 | -39.27 | -13 | 26.27 | V |

LTE Band 4, 20MHz, 16QAM, Channel 20393

| Frequency(MHz) | P _{Mea} (dBm) | Path Loss | Antenna Gain | Peak EIRP(dBm) | Limit (dBm) | Margin(dB) | Polarization |
|-----------------|------------------------|-----------|--------------|-----------------|-------------|-------------|--------------|
| 3472 | -44.81 | 6.4 | 5.9 | -45.31 | -13 | 32.31 | H |
| 5208 | -44.1 | 8 | 8.7 | -43.4 | -13 | 30.4 | V |
| 6906 | -53.29 | 9.3 | 12.8 | -49.79 | -13 | 36.79 | H |
| 8588.8 | -55.22 | 10.3 | 18.2 | -47.32 | -13 | 34.32 | H |
| 10169.2 | -51.87 | 11.3 | 17.4 | -45.77 | -13 | 32.77 | H |
| 12580.6 | -46.51 | 12.8 | 18.8 | -40.51 | -13 | 27.51 | H |

LTE Band 5, 5MHz, QPSK, Channel 20407

| Frequency(MHz) | P _{Mea} (dBm) | Path Loss | Antenna Gain | Peak ERP(dBm) | Limit (dBm) | Margin(dB) | Polarization |
|----------------|------------------------|-----------|--------------|---------------|-------------|------------|--------------|
| 1842.846154 | -46.61 | 4.6 | 2.9 | -48.31 | -13 | 35.31 | H |
| 2382.307692 | -42.82 | 5.2 | 3.4 | -44.62 | -13 | 31.62 | H |
| 3297.2 | -51.25 | 6.2 | 5 | -52.45 | -13 | 39.45 | H |
| 4759.2 | -51.19 | 7.5 | 7.9 | -50.79 | -13 | 37.79 | V |
| 6574.4 | -51.56 | 9 | 11.6 | -48.96 | -13 | 35.96 | H |
| 8299 | -55.87 | 10.1 | 17.3 | -48.67 | -13 | 35.67 | H |

LTE Band 5, 5MHz, QPSK, Channel 20525

| Frequency(MHz) | P _{Mea} (dBm) | Path Loss | Antenna Gain | Peak ERP(dBm) | Limit (dBm) | Margin(dB) | Polarization |
|----------------|------------------------|-----------|--------------|---------------|-------------|------------|--------------|
| 1686.730769 | -50.67 | 4.4 | 3 | -52.07 | -13 | 39.07 | V |
| 2568.461539 | -41.31 | 5.4 | 3.7 | -43.01 | -13 | 30.01 | V |
| 3580 | -51.55 | 6.5 | 6 | -52.05 | -13 | 39.05 | V |
| 4972.4 | -52.76 | 7.7 | 9 | -51.46 | -13 | 38.46 | H |
| 6500.4 | -51.88 | 9 | 11.5 | -49.38 | -13 | 36.38 | V |
| 8290 | -54.84 | 10.1 | 17.4 | -47.54 | -13 | 34.54 | H |

LTE Band 5, 5MHz, QPSK, Channel 20643

| Frequency(MHz) | P _{Mea} (dBm) | Path Loss | Antenna Gain | Peak ERP(dBm) | Limit (dBm) | Margin(dB) | Polarization |
|----------------|------------------------|-----------|--------------|---------------|-------------|------------|--------------|
| 1729.307692 | -50.56 | 4.5 | 3 | -52.06 | -13 | 39.06 | H |
| 2465 | -41.78 | 5.3 | 3.6 | -43.48 | -13 | 30.48 | H |
| 3377.6 | -51.64 | 6.3 | 5.6 | -52.34 | -13 | 39.34 | V |
| 4156.8 | -53.55 | 7 | 7.5 | -53.05 | -13 | 40.05 | V |
| 5086.8 | -52.5 | 7.9 | 9 | -51.4 | -13 | 38.4 | V |
| 6600.4 | -51.93 | 9.1 | 11.8 | -49.23 | -13 | 36.23 | V |

LTE Band 5, 5MHz, 16QAM, Channel 20407

| Frequency(MHz) | P _{Mea} (dBm) | Path Loss | Antenna Gain | Peak ERP(dBm) | Limit (dBm) | Margin(dB) | Polarization |
|----------------|------------------------|-----------|--------------|---------------|-------------|------------|--------------|
| 1677.384615 | -49.84 | 4.4 | 3 | -51.24 | -13 | 38.24 | H |
| 2504.230769 | -41.87 | 5.4 | 3.7 | -43.57 | -13 | 30.57 | V |
| 3297.2 | -52.03 | 6.2 | 5 | -53.23 | -13 | 40.23 | H |
| 4222.8 | -52.64 | 7 | 7.7 | -51.94 | -13 | 38.94 | V |
| 5794.8 | -52.29 | 8.4 | 10.5 | -50.19 | -13 | 37.19 | V |
| 8419 | -55.31 | 10.2 | 18 | -47.51 | -13 | 34.51 | H |

LTE Band 5, 5MHz, 16QAM, Channel 20525

| Frequency(MHz) | P _{Mea} (dBm) | Path Loss | Antenna Gain | Peak ERP(dBm) | Limit (dBm) | Margin(dB) | Polarization |
|----------------|------------------------|-----------|--------------|---------------|-------------|------------|--------------|
| 1644.5 | -51.42 | 4.3 | 3.1 | -52.62 | -13 | 39.62 | H |
| 2470.769231 | -42.15 | 5.3 | 3.6 | -43.85 | -13 | 30.85 | H |
| 3452.4 | -52.08 | 6.4 | 5.9 | -52.58 | -13 | 39.58 | H |
| 4954.8 | -52.66 | 7.7 | 8.9 | -51.46 | -13 | 38.46 | H |
| 6074.8 | -51.48 | 8.6 | 10.5 | -49.58 | -13 | 36.58 | H |
| 8319.4 | -55.61 | 10.1 | 17.7 | -48.01 | -13 | 35.01 | H |

LTE Band 5, 5MHz, 16QAM, Channel 20643

| Frequency(MHz) | P _{Mea} (dBm) | Path Loss | Antenna Gain | Peak ERP(dBm) | Limit (dBm) | Margin(dB) | Polarization |
|----------------|------------------------|-----------|--------------|---------------|-------------|------------|--------------|
| 1700.576923 | -50.72 | 4.4 | 3 | -52.12 | -13 | 39.12 | V |
| 2505.384615 | -42.44 | 5.4 | 3.7 | -44.14 | -13 | 31.14 | H |
| 3482 | -52.92 | 6.4 | 6 | -53.32 | -13 | 40.32 | H |
| 4253.6 | -53.15 | 7.1 | 7.7 | -52.55 | -13 | 39.55 | V |
| 5299.6 | -51.39 | 8 | 8.8 | -50.59 | -13 | 37.59 | V |
| 8396.2 | -55.11 | 10.2 | 17.9 | -47.41 | -13 | 34.41 | V |

LTE Band 7, 20 MHz, QPSK, Channel 20775

| Frequency(MHz) | P _{Mea} (dBm) | Path Loss | Antenna Gain | Peak EIRP(dBm) | Limit (dBm) | Margin(dB) | Polarization |
|----------------|------------------------|-----------|--------------|----------------|-------------|------------|--------------|
| 5002 | -46.41 | 7.8 | 9 | -45.21 | -13 | 32.21 | V |
| 7503.2 | -36.81 | 9.7 | 14.6 | -31.91 | -13 | 18.91 | V |
| 10004.8 | -39.79 | 11.2 | 17.6 | -33.39 | -13 | 20.39 | V |
| 13523.5 | -40.1 | 13.7 | 23.4 | -30.4 | -13 | 17.4 | V |
| 15245.5 | -39.34 | 14.5 | 25.1 | -28.74 | -13 | 15.74 | V |
| 16488 | -31.45 | 14.6 | 20.1 | -25.95 | -13 | 12.95 | H |

LTE Band 7, 20 MHz, QPSK, Channel 21100

| Frequency(MHz) | P _{Mea} (dBm) | Path Loss | Antenna Gain | Peak EIRP(dBm) | Limit (dBm) | Margin(dB) | Polarization |
|----------------|------------------------|-----------|--------------|----------------|-------------|------------|--------------|
| 5052.4 | -44.67 | 7.8 | 9 | -43.47 | -13 | 30.47 | V |
| 7578 | -38.94 | 9.7 | 14.7 | -33.94 | -13 | 20.94 | V |
| 10104.8 | -38.16 | 11.3 | 17.6 | -31.86 | -13 | 18.86 | V |
| 14414.25 | -39.25 | 13.9 | 22.8 | -30.35 | -13 | 17.35 | H |
| 15894.75 | -32.5 | 15 | 20.7 | -26.8 | -13 | 13.8 | H |
| 16510.75 | -31.87 | 14.6 | 20.1 | -26.37 | -13 | 13.37 | V |

LTE Band 7, 20 MHz, QPSK, Channel 21425

| Frequency(MHz) | P _{Mea} (dBm) | Path Loss | Antenna Gain | Peak EIRP(dBm) | Limit (dBm) | Margin(dB) | Polarization |
|----------------|------------------------|-----------|--------------|----------------|-------------|------------|--------------|
| 5102 | -44.26 | 7.9 | 8.8 | -43.36 | -13 | 30.36 | V |
| 7653.2 | -38.73 | 9.7 | 15 | -33.43 | -13 | 20.43 | V |
| 10204.8 | -37.61 | 11.3 | 17.4 | -31.51 | -13 | 18.51 | V |
| 14395 | -39.63 | 13.9 | 23 | -30.53 | -13 | 17.53 | H |
| 15812.5 | -33.93 | 14.9 | 21.5 | -27.33 | -13 | 14.33 | H |
| 17202 | -29.72 | 16 | 19.7 | -26.02 | -13 | 13.02 | H |

LTE Band 7, 20 MHz, 16QAM, Channel 20775

| Frequency(MHz) | P _{Mea} (dBm) | Path Loss | Antenna Gain | Peak EIRP(dBm) | Limit (dBm) | Margin(dB) | Polarization |
|----------------|------------------------|-----------|--------------|----------------|-------------|------------|--------------|
| 7502.8 | -37.59 | 9.7 | 14.6 | -32.69 | -13 | 19.69 | V |
| 10004.4 | -39.33 | 11.2 | 17.6 | -32.93 | -13 | 19.93 | V |
| 14375.75 | -40.08 | 13.8 | 23.1 | -30.78 | -13 | 17.78 | V |
| 15172 | -39.7 | 14.5 | 24.8 | -29.4 | -13 | 16.4 | V |
| 16173 | -32.01 | 14.9 | 20.6 | -26.31 | -13 | 13.31 | V |
| 17377 | -29.49 | 15.7 | 19.8 | -25.39 | -13 | 12.39 | V |

LTE Band 7, 20 MHz, 16QAM, Channel 21100

| Frequency(MHz) | P _{Mea} (dBm) | Path Loss | Antenna Gain | Peak EIRP(dBm) | Limit (dBm) | Margin(dB) | Polarization |
|----------------|------------------------|-----------|--------------|----------------|-------------|------------|--------------|
| 7578 | -39.23 | 9.7 | 14.7 | -34.23 | -13 | 21.23 | V |
| 10104.4 | -40.24 | 11.3 | 17.5 | -34.04 | -13 | 21.04 | H |
| 12291.5 | -39.36 | 12.7 | 17.6 | -34.46 | -13 | 21.46 | V |
| 13418.5 | -40.76 | 13.7 | 23.1 | -31.36 | -13 | 18.36 | V |
| 15555.25 | -38 | 14.6 | 24.1 | -28.5 | -13 | 15.5 | V |
| 16300.75 | -32.3 | 14.7 | 20.5 | -26.5 | -13 | 13.5 | H |

LTE Band 7, 20 MHz, 16QAM, Channel 21425

| Frequency(MHz) | P _{Mea} (dBm) | Path Loss | Antenna Gain | Peak EIRP(dBm) | Limit (dBm) | Margin(dB) | Polarization |
|----------------|------------------------|-----------|--------------|----------------|-------------|------------|--------------|
| 5102 | -43.6 | 7.9 | 8.9 | -42.6 | -13 | 29.6 | V |
| 7653.2 | -39.02 | 9.7 | 15 | -33.72 | -13 | 20.72 | V |
| 10204 | -38.87 | 11.3 | 17.4 | -32.77 | -13 | 19.77 | V |
| 12286.25 | -38.77 | 12.7 | 17.6 | -33.87 | -13 | 20.87 | H |
| 13380 | -40.46 | 13.7 | 22.5 | -31.66 | -13 | 18.66 | V |
| 15915.75 | -32.36 | 15 | 20.6 | -26.76 | -13 | 13.76 | V |

LTE Band 12, 3MHz, QPSK, Channel 23017

| Frequency(MHz) | P _{Mea} (dBm) | Path Loss | Antenna Gain | Peak ERP(dBm) | Limit (dBm) | Margin(dB) | Polarization |
|----------------|------------------------|-----------|--------------|---------------|-------------|------------|--------------|
| 1398.730769 | -35.62 | 4 | 2.8 | -36.82 | -13 | 23.82 | V |
| 2181.923077 | -44.53 | 5 | 3 | -46.53 | -13 | 33.53 | V |
| 3572.8 | -51.46 | 6.4 | 6 | -51.86 | -13 | 38.86 | V |
| 4897.6 | -51.23 | 7.7 | 8.6 | -50.33 | -13 | 37.33 | V |
| 7255 | -52.59 | 9.6 | 13.7 | -48.49 | -13 | 35.49 | H |
| 9353.2 | -54.57 | 10.7 | 18.6 | -46.67 | -13 | 33.67 | V |

LTE Band 12, 3MHz, QPSK, Channel 23095

| Frequency(MHz) | P _{Mea} (dBm) | Path Loss | Antenna Gain | Peak ERP(dBm) | Limit (dBm) | Margin(dB) | Polarization |
|----------------|------------------------|-----------|--------------|---------------|-------------|------------|--------------|
| 1412.230769 | -38.93 | 4 | 3 | -39.93 | -13 | 26.93 | V |
| 2960.769231 | -39.16 | 5.8 | 4.6 | -40.36 | -13 | 27.36 | V |
| 5705.2 | -51.75 | 8.5 | 10.4 | -49.85 | -13 | 36.85 | V |
| 7268.2 | -53.03 | 9.6 | 13.7 | -48.93 | -13 | 35.93 | H |
| 8264.2 | -54.6 | 10.1 | 17.3 | -47.4 | -13 | 34.4 | V |
| 9120.1 | -54.7 | 10.5 | 18.4 | -46.8 | -13 | 33.8 | V |

LTE Band 12, 3MHz, QPSK, Channel 23173

| Frequency(MHz) | P _{Mea} (dBm) | Path Loss | Antenna Gain | Peak ERP(dBm) | Limit (dBm) | Margin(dB) | Polarization |
|----------------|------------------------|-----------|--------------|---------------|-------------|------------|--------------|
| 1426.076923 | -40.52 | 4.1 | 3.3 | -41.32 | -13 | 28.32 | V |
| 2975.769231 | -39.21 | 5.9 | 4.7 | -40.41 | -13 | 27.41 | V |
| 5094.4 | -52.08 | 7.9 | 8.9 | -51.08 | -13 | 38.08 | H |
| 7138.3 | -52.54 | 9.4 | 13.3 | -48.64 | -13 | 35.64 | H |
| 8581 | -55.46 | 10.3 | 18.1 | -47.66 | -13 | 34.66 | H |
| 9781.9 | -53 | 11 | 18.3 | -45.7 | -13 | 32.7 | V |

LTE Band 12, 3MHz, 16QAM, Channel 23017

| Frequency(MHz) | P _{Mea} (dBm) | Path Loss | Antenna Gain | Peak ERP(dBm) | Limit (dBm) | Margin(dB) | Polarization |
|----------------|------------------------|-----------|--------------|---------------|-------------|------------|--------------|
| 1398.384615 | -35.86 | 4 | 3.2 | -36.66 | -13 | 23.66 | V |
| 2115.769231 | -45.55 | 4.9 | 3 | -47.45 | -13 | 34.45 | H |
| 3544 | -52.14 | 6.4 | 6 | -52.54 | -13 | 39.54 | H |
| 4266.4 | -52.86 | 7.1 | 7.7 | -52.26 | -13 | 39.26 | V |
| 5378.8 | -51.36 | 8.1 | 9 | -50.46 | -13 | 37.46 | V |
| 7062.1 | -52.39 | 9.4 | 13 | -48.79 | -13 | 35.79 | V |

LTE Band 12, 3MHz 16QAM, Channel 23095

| Frequency(MHz) | P _{Mea} (dBm) | Path Loss | Antenna Gain | Peak ERP(dBm) | Limit (dBm) | Margin(dB) | Polarization |
|----------------|------------------------|-----------|--------------|---------------|-------------|------------|--------------|
| 1412.230769 | -40.16 | 4 | 3 | -41.16 | -13 | 28.16 | V |
| 2902.307692 | -38.57 | 5.8 | 4.6 | -39.77 | -13 | 26.77 | V |
| 7135.3 | -52.73 | 9.4 | 13.4 | -48.73 | -13 | 35.73 | V |
| 7647.4 | -53.04 | 9.7 | 15.1 | -47.64 | -13 | 34.64 | H |
| 8598.1 | -54.96 | 10.3 | 18.2 | -47.06 | -13 | 34.06 | V |
| 9406.9 | -53.91 | 10.7 | 18.6 | -46.01 | -13 | 33.01 | V |

LTE Band 12, 3MHz, 16QAM, Channel 23173

| Frequency(MHz) | P _{Mea} (dBm) | Path Loss | Antenna Gain | Peak ERP(dBm) | Limit (dBm) | Margin(dB) | Polarization |
|----------------|------------------------|-----------|--------------|---------------|-------------|------------|--------------|
| 1426.423077 | -40.37 | 4.1 | 3.3 | -41.17 | -13 | 28.17 | V |
| 2914.615385 | -39.32 | 5.8 | 4.6 | -40.52 | -13 | 27.52 | V |
| 4958 | -51.37 | 7.8 | 8.9 | -50.27 | -13 | 37.27 | V |
| 6006 | -52.05 | 8.6 | 10.4 | -50.25 | -13 | 37.25 | V |
| 7082.5 | -52.14 | 9.4 | 13 | -48.54 | -13 | 35.54 | V |
| 8296.3 | -54.5 | 10.1 | 17.4 | -47.2 | -13 | 34.2 | V |

Note: The maximum value of expanded measurement uncertainty for this test item is $U = 4.2$ dB, $k = 2$.

ANNEX A.3. FREQUENCY STABILITY**Reference**

FCC: CFR Part 2.1055, 22.235,24.235, 27.54.

A.3.1 Method of Measurement

In order to measure the carrier frequency under the condition of AFC lock, it is necessary to make measurements with the EUT in a "call mode". This is accomplished with the use of R&S CMW500 DIGITAL RADIO COMMUNICATION TESTER.

1. Measure the carrier frequency at room temperature.
2. Subject the EUT to overnight soak at -30°C.
3. With the EUT, powered via nominal voltage, connected to the CMW500 and in a simulated call on middle channel for LTE band 2/4/5/7/12, measure the carrier frequency. These measurements should be made within 2 minutes of Powering up the EUT, to prevent significant self-warming.
4. Repeat the above measurements at 10°C increments from -30°C to +50°C. Allow at least 1.5 hours at each temperature, unpowered, before making measurements.
5. Re-measure carrier frequency at room temperature with nominal voltage. Vary supply voltage from minimum voltage to maximum voltage, in 0.1Volt increments re-measuring carrier frequency at each voltage. Pause at nominal voltage for 1.5 hours unpowered, to allow any self-heating to stabilize, before continuing.
6. Subject the EUT to overnight soak at +50°C.
7. With the EUT, powered via nominal voltage, connected to the CMW500 and in a simulated call on the centre channel, measure the carrier frequency. These measurements should be made within 2 minutes of Powering up the EUT, to prevent significant self-warming.
8. Repeat the above measurements at 10 °C decrements from +50°C to -30°C. Allow at least 1.5 hours at each temperature, unpowered, before making measurements.
9. At all temperature levels hold the temperature to +/- 0.5°C during the measurement procedure.

A.3.2 Measurement Limit

According to the JTC standard the frequency stability of the carrier shall be accurate to within 0.1 ppm of the received frequency from the base station. This accuracy is sufficient to meet Sec. 24.235, Frequency Stability. The frequency stability shall be sufficient to ensure that the fundamental emission stays within the authorized frequency block. As this transceiver is considered "Hand carried, battery powered equipment" Section 2.1055(d) (2) applies. This requires that the lower voltage for frequency stability testing be specified by the manufacturer. This transceiver is specified to operate with an input voltage of between 3.0VDC and 4.5VDC, with a nominal voltage of 3.8VDC. Operation above or below these voltage limits is prohibited by transceiver software in order to prevent improper operation as well as to protect components from overstress. For the purposes of measuring frequency stability these voltage limits are to be used.

A.3.3 Measurement results

LTE Band 2, 1.4MHz bandwidth (worst case of all bandwidths)

Frequency Error vs Voltage

| Voltage (V) | Frequency error (Hz) | | Frequency error (ppm) | |
|----------------|----------------------|-------|-----------------------|-------|
| | QPSK | 16QAM | QPSK | 16QAM |
| 3.0 | 11.03 | 10.59 | 0.001 | 0.007 |
| 3.8 | 7.81 | 8.3 | 0.001 | 0.008 |
| 4.5 | -7.24 | 11.34 | 0.000 | 0.007 |

Frequency Error vs Temperature

| Temperature (°C) | Frequency error (Hz) | | Frequency error (ppm) | |
|---------------------|----------------------|--------|-----------------------|-------|
| | QPSK | 16QAM | QPSK | 16QAM |
| 50° | 8.9 | 7.91 | 0.002 | 0.007 |
| 40° | 11.24 | -11.87 | 0.002 | 0.008 |
| 30° | 11.1 | -9.03 | 0.002 | 0.007 |
| 20° | -10.46 | -8.6 | 0.001 | 0.006 |
| 10° | -10.16 | 12.12 | 0.001 | 0.008 |
| 0° | 7.91 | 6.48 | 0.002 | 0.008 |
| - 10° | 7.11 | 7.7 | 0.001 | 0.009 |
| - 20° | 9.6 | 5.71 | 0.005 | 0.008 |
| - 30° | 9.64 | -10.61 | 0.003 | 0.009 |

LTE Band 4, 1.4MHz bandwidth (worst case of all bandwidths)

Frequency Error vs Voltage

| Voltage (V) | Frequency error (Hz) | | Frequency error (ppm) | |
|----------------|----------------------|-------|-----------------------|-------|
| | QPSK | 16QAM | QPSK | 16QAM |
| 3.0 | 11.26 | 17.31 | 0.001 | 0.011 |
| 3.8 | -10.47 | 18.57 | 0.002 | 0.012 |
| 4.5 | -9.06 | 19.38 | 0.003 | 0.010 |

Frequency Error vs Temperature

| Temperature (°C) | Frequency error (Hz) | | Frequency error (ppm) | |
|---------------------|----------------------|-------|-----------------------|-------|
| | QPSK | 16QAM | QPSK | 16QAM |
| 50° | -7.93 | 12.66 | 0.001 | 0.012 |
| 40° | -5.99 | 18.81 | 0.001 | 0.009 |
| 30° | -11.72 | 16.45 | 0.001 | 0.012 |
| 20° | -12.13 | 19.81 | 0.001 | 0.012 |
| 10° | 10.3 | 20.87 | 0.000 | 0.011 |
| 0° | -7.81 | 25.01 | 0.001 | 0.011 |
| - 10° | -8.13 | 16.85 | 0.001 | 0.010 |
| - 20° | -8.57 | 15.84 | 0.002 | 0.010 |
| - 30° | 8.24 | 14.48 | 0.000 | 0.012 |

LTE Band 5, 3MHz bandwidth (worst case of all bandwidths)
Frequency Error vs Voltage

| Voltage (V) | Frequency error (Hz) | | Frequency error (ppm) | |
|----------------|----------------------|-------|-----------------------|-------|
| | QPSK | 16QAM | QPSK | 16QAM |
| 3.0 | 6.08 | -9.33 | 0.002 | 0.010 |
| 3.8 | 4.95 | -8.84 | 0.001 | 0.011 |
| 4.5 | -4.38 | -8.87 | 0.000 | 0.008 |

Frequency Error vs Temperature

| Temperature (°C) | Frequency error (Hz) | | Frequency error (ppm) | |
|---------------------|----------------------|--------|-----------------------|-------|
| | QPSK | 16QAM | QPSK | 16QAM |
| 50° | 6.05 | -11.47 | 0.000 | 0.010 |
| 40° | 5.19 | -10.73 | 0.001 | 0.010 |
| 30° | 4.63 | -10.53 | 0.003 | 0.008 |
| 20° | -4.65 | -10.8 | 0.000 | 0.011 |
| 10° | 4.88 | -9.44 | 0.002 | 0.009 |
| 0° | 4.81 | -10.34 | 0.002 | 0.011 |
| - 10° | -4.72 | -12.53 | 0.001 | 0.010 |
| - 20° | 4.05 | -10.73 | 0.002 | 0.012 |
| - 30° | 6.67 | -13.85 | 0.000 | 0.011 |

LTE Band 7, 5MHz bandwidth (worst case of all bandwidths)
Frequency Error vs Voltage

| Voltage (V) | Frequency error (Hz) | | Frequency error (ppm) | |
|----------------|----------------------|-------|-----------------------|-------|
| | QPSK | 16QAM | QPSK | 16QAM |
| 3.0 | 22.95 | 20.67 | 0.001 | 0.004 |
| 3.8 | 17.18 | 22.49 | 0.001 | 0.004 |
| 4.5 | 20.16 | 19 | 0.002 | 0.002 |

Frequency Error vs Temperature

| Temperature (°C) | Frequency error (Hz) | | Frequency error (ppm) | |
|---------------------|----------------------|--------|-----------------------|-------|
| | QPSK | 16QAM | QPSK | 16QAM |
| 50° | 15.79 | 21.8 | 0.003 | 0.002 |
| 40° | -10.46 | 19.38 | 0.000 | 0.004 |
| 30° | -16.41 | 19.67 | 0.000 | 0.003 |
| 20° | 11.03 | 25.01 | 0.002 | 0.001 |
| 10° | -16.26 | 29.14 | 0.000 | 0.000 |
| 0° | -12.59 | 22.86 | 0.001 | 0.004 |
| - 10° | -16.06 | 22.07 | 0.003 | 0.002 |
| - 20° | -13.09 | -19.08 | 0.002 | 0.003 |
| - 30° | 22.7 | 17.78 | 0.001 | 0.001 |

LTE Band 12, 3MHz bandwidth (worst case of all bandwidths)

Frequency Error vs Voltage

| Voltage (V) | Frequency error (Hz) | | Frequency error (ppm) | |
|----------------|----------------------|--------|-----------------------|-------|
| | QPSK | 16QAM | QPSK | 16QAM |
| 3.0 | 6.48 | -9.2 | 0.002 | 0.025 |
| 3.8 | 7.81 | -12.22 | 0.003 | 0.026 |
| 4.5 | -5.62 | -11.89 | 0.001 | 0.025 |

Frequency Error vs Temperature

| Temperature (°C) | Frequency error (Hz) | | Frequency error (ppm) | |
|---------------------|----------------------|--------|-----------------------|-------|
| | QPSK | 16QAM | QPSK | 16QAM |
| 50° | 6.95 | -9.46 | 0.002 | 0.027 |
| 40° | -4.21 | -10.7 | 0.003 | 0.026 |
| 30° | 6.85 | -11.29 | 0.001 | 0.026 |
| 20° | 4.76 | -11.17 | 0.001 | 0.028 |
| 10° | -5.61 | -9.3 | 0.001 | 0.027 |
| 0° | -3.73 | -11.57 | 0.002 | 0.025 |
| - 10° | 3.36 | -10.37 | 0.002 | 0.026 |
| - 20° | 3.93 | -10.06 | 0.002 | 0.025 |
| - 30° | 4.98 | -10.1 | 0.001 | 0.025 |

ANNEX A.4. OCCUPIED BANDWIDTH

Reference

FCC: CFR Part 2.1049(h)(i)

A.4.1 Occupied Bandwidth Results

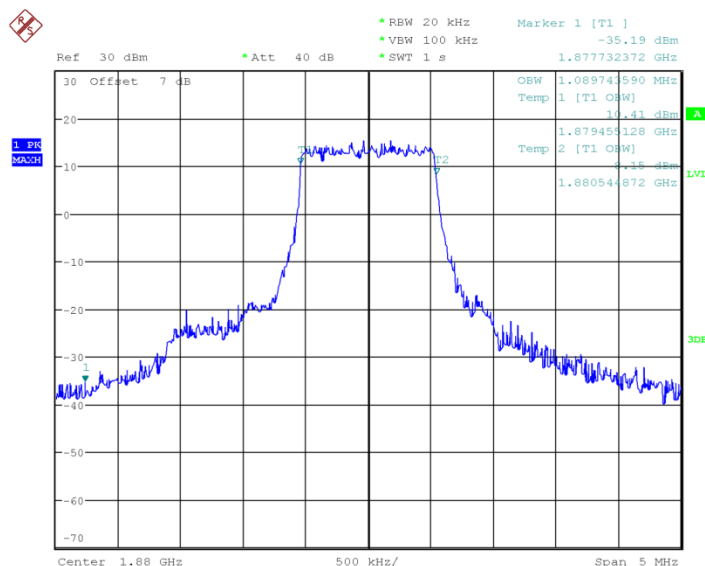
Occupied bandwidth measurements are only provided for selected frequencies in order to reduce the amount of submitted data. Data were taken at the extreme and mid frequencies of the US Cellular/PCS frequency bands. The table below lists the measured 99% BW. Spectrum analyzer plots are included on the following pages.

The measurement method is from KDB 971168 4.2:

- The spectrum analyzer center frequency is set to the nominal EUT channel center frequency. The frequency span for the spectrum analyzer shall be set wide enough to capture all modulation products including the emission skirts (i.e., two to five times the OBW).
- The nominal IF filter bandwidth (3 dB RBW) shall be in the range of 1 to 5 % of the anticipated OBW, and the VBW shall be at least 3 times the RBW.
- Set the reference level of the instrument as required to keep the signal from exceeding the maximum input mixer level for linear operation. In general, the peak of the spectral envelope must be at least $10\log(\text{OBW} / \text{RBW})$ below the reference level.
- Set the detection mode to peak, and the trace mode to max hold.
- Use the 99 % power bandwidth function of the spectrum analyzer and report the measured bandwidth.

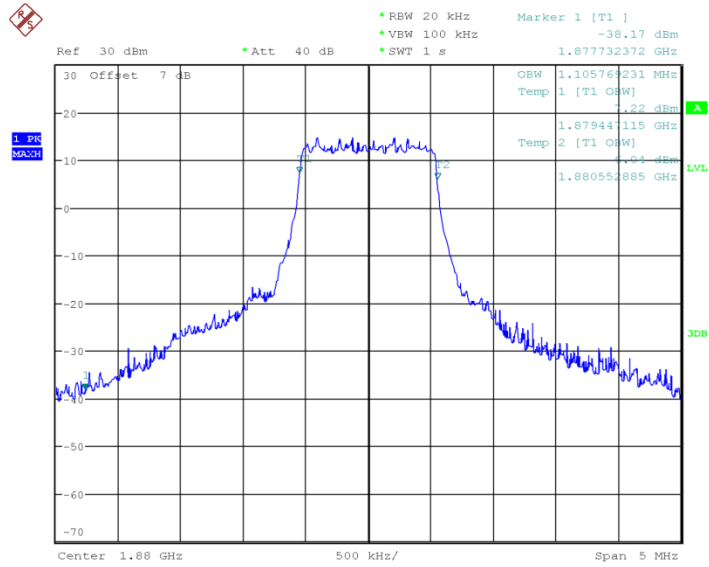
LTE band 2, 1.4MHz (99%)

| Frequency(MHz) | Occupied Bandwidth (99%)(kHz) | |
|----------------|--------------------------------|------|
| | 1880.0 | QPSK |
| | 1090 | 1098 |



Date: 20.JAN.2003 06:30:04

LTE band 2, 1.4MHz Bandwidth, QPSK (99% BW)

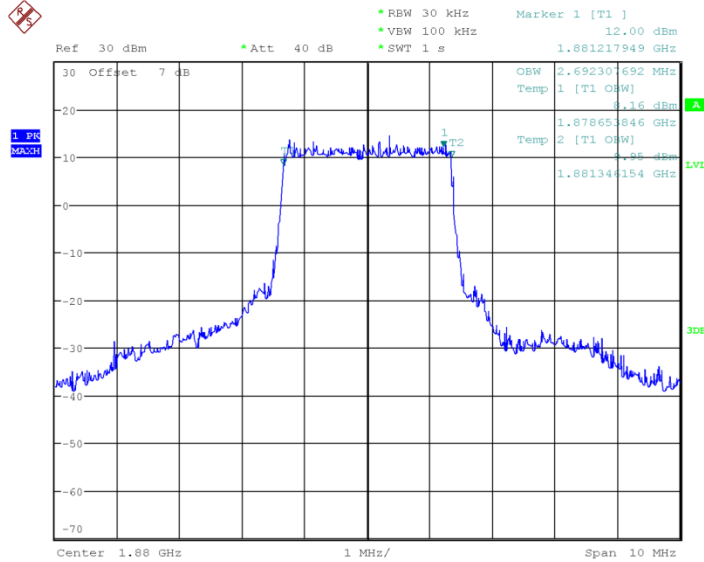


Date: 20.JAN.2003 06:30:20

LTE band 2, 1.4MHz Bandwidth, 16QAM (99% BW)

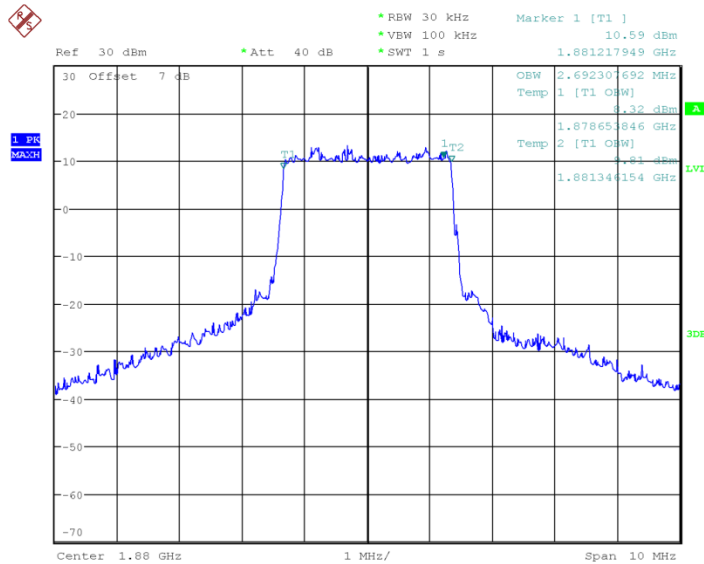
LTE band 2, 3MHz (99%)

| Frequency(MHz) | Occupied Bandwidth (99%)(kHz) | |
|----------------|--------------------------------|------|
| | 1880.0 | QPSK |
| | 2692 | 2692 |



Date: 20.JAN.2003 05:48:22

LTE band 2, 3MHz Bandwidth, QPSK (99% BW)

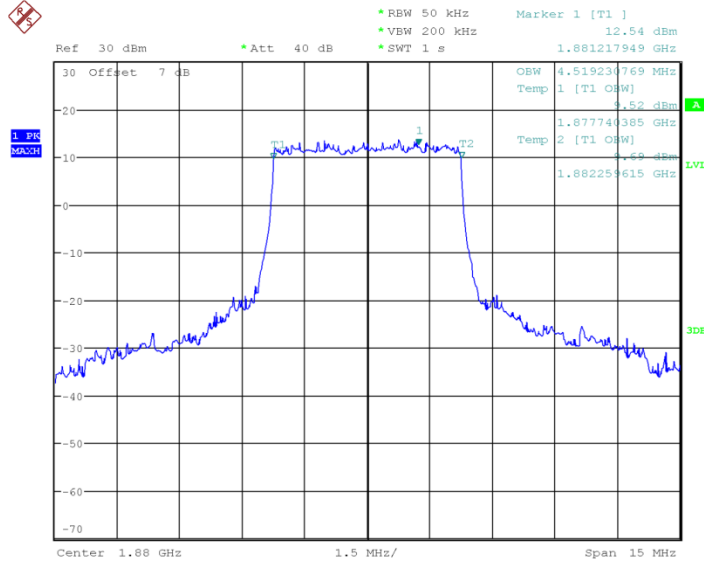


Date: 20.JAN.2003 05:48:38

LTE band 2, 3MHz Bandwidth, 16QAM (99% BW)

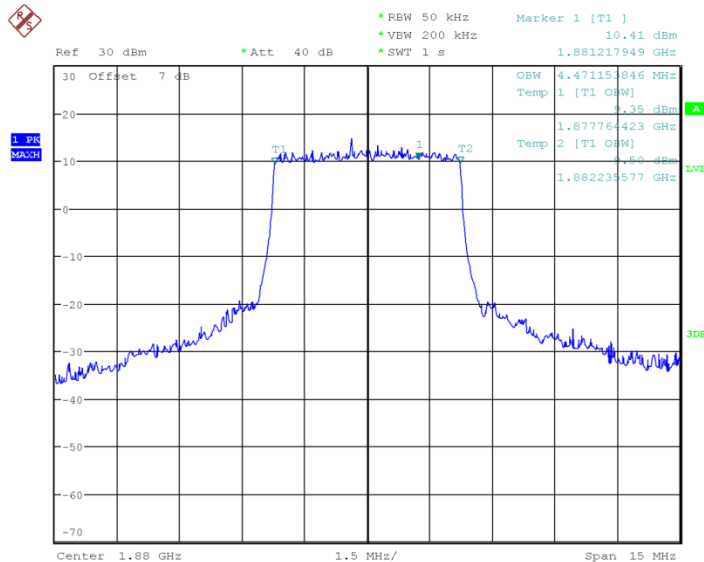
LTE band 2, 5MHz (99%)

| Frequency(MHz) | Occupied Bandwidth (99%)(kHz) | |
|----------------|--------------------------------|------|
| | 1880.0 | QPSK |
| | 4519 | 4471 |



Date: 20.JAN.2003 05:49:05

LTE band 2, 5MHz Bandwidth, QPSK (99% BW)

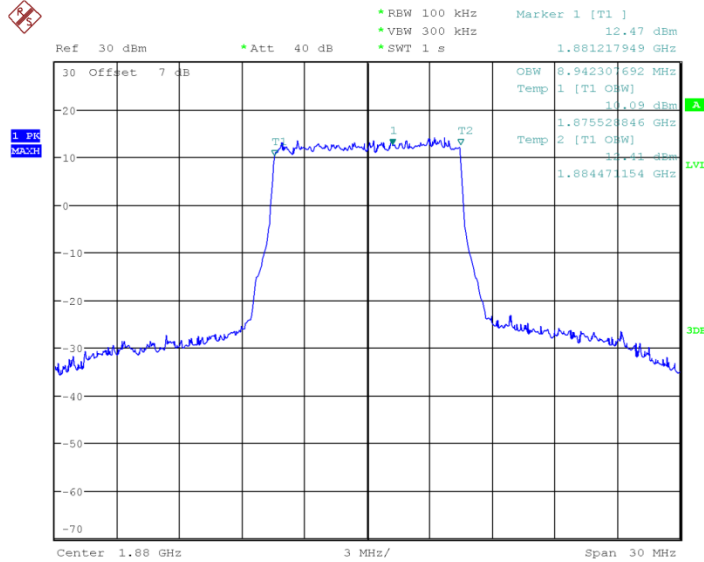


Date: 20.JAN.2003 05:51:21

LTE band 2, 5MHz Bandwidth,16QAM (99% BW)

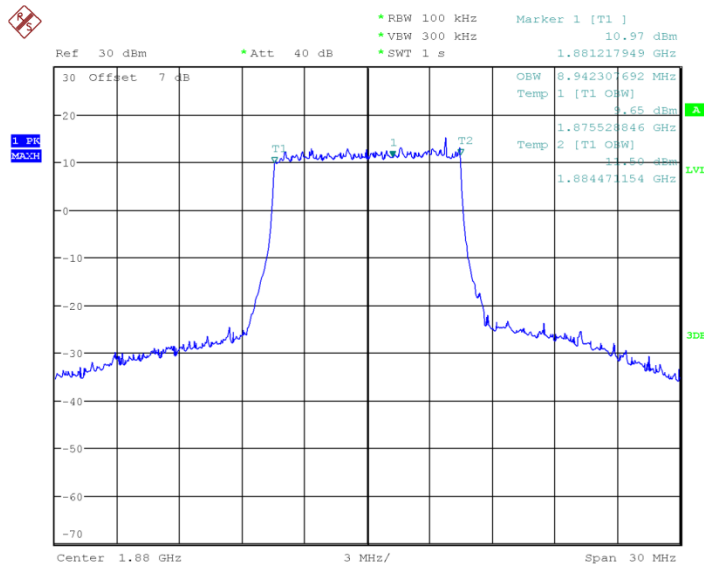
LTE band 2, 10MHz (99%)

| Frequency(MHz) | Occupied Bandwidth (99%)(kHz) | |
|----------------|--------------------------------|------|
| | 1880.0 | QPSK |
| 8942 | | 8942 |



Date: 20.JAN.2003 05:51:43

LTE band 2, 10MHz Bandwidth, QPSK (99% BW)

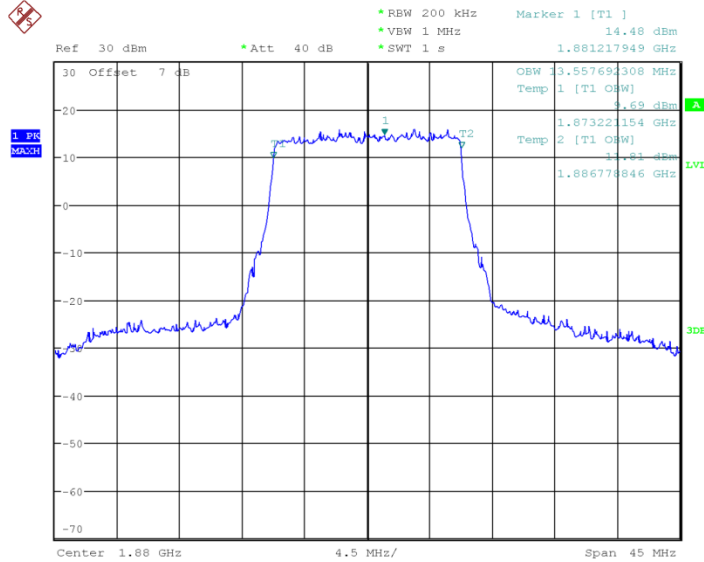


Date: 20.JAN.2003 05:51:59

LTE band 2, 10MHz Bandwidth, 16QAM (99% BW)

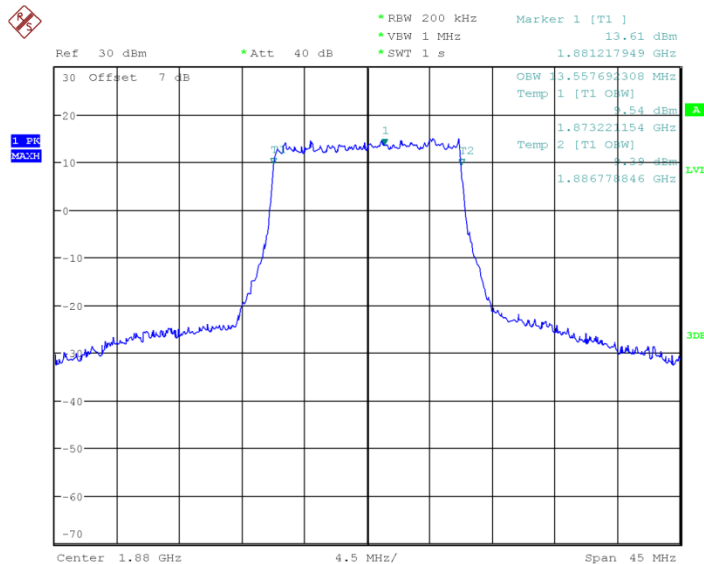
LTE band 2, 15MHz (99%)

| Frequency(MHz) | Occupied Bandwidth (99%)(kHz) | |
|----------------|--------------------------------|-------|
| | 1880.0 | QPSK |
| | 13558 | 13558 |



Date: 20.JAN.2003 05:52:22

LTE band 2, 15MHz Bandwidth, QPSK (99% BW)

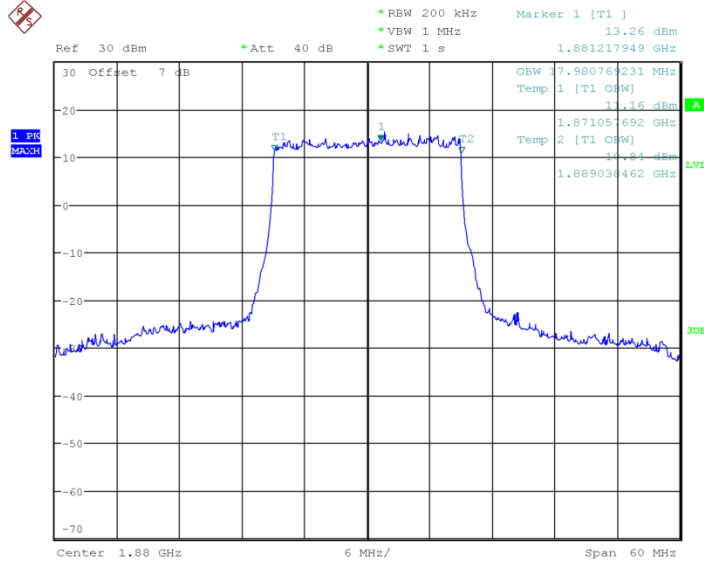


Date: 20.JAN.2003 05:52:38

LTE band 2, 15MHz Bandwidth, 16QAM (99% BW)

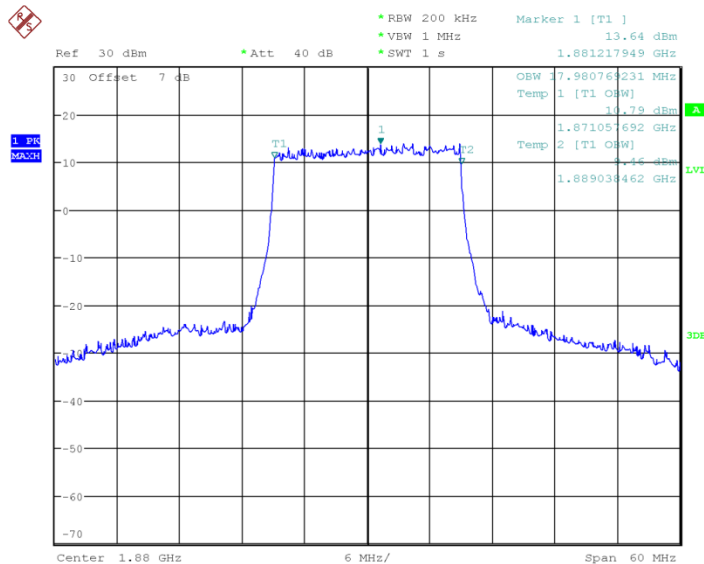
LTE band 2, 20MHz (99%)

| Frequency(MHz) | Occupied Bandwidth (99%)(kHz) | |
|----------------|--------------------------------|-------|
| | 1880.0 | QPSK |
| | 17981 | 17981 |



Date: 20.JAN.2003 05:53:00

LTE band 2, 20MHz Bandwidth, QPSK (99% BW)

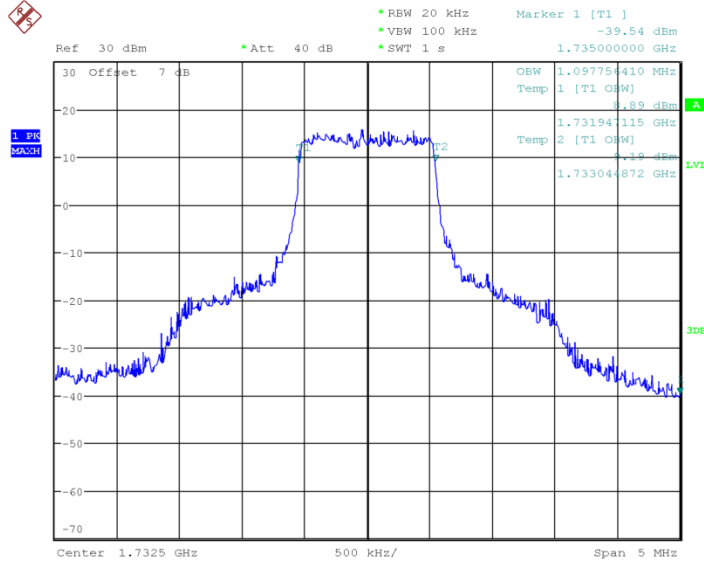


Date: 20.JAN.2003 05:53:16

LTE band 2, 20MHz Bandwidth, 16QAM (99% BW)

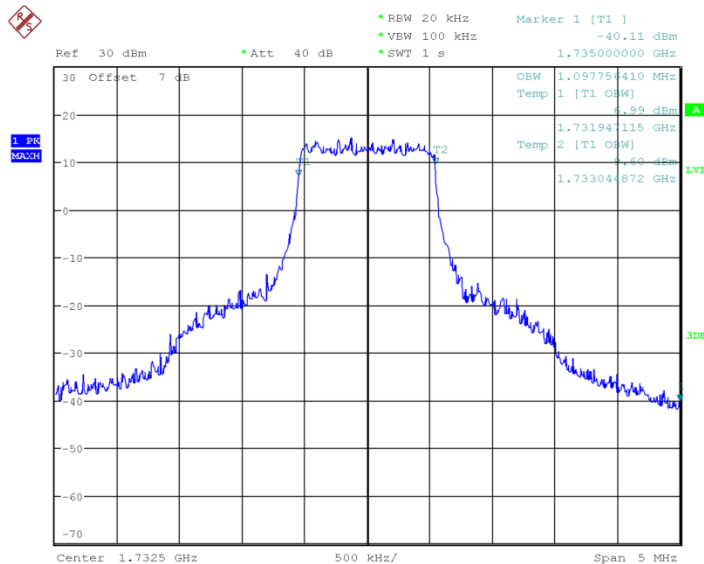
LTE band 4, 1.4MHz (99%)

| Frequency(MHz) | Occupied Bandwidth (99%)(kHz) | |
|----------------|--------------------------------|------|
| | 1732.5 | QPSK |
| | 1098 | 1098 |



Date: 20.JAN.2003 05:53:40

LTE band 4, 1.4MHz Bandwidth, QPSK (99% BW)

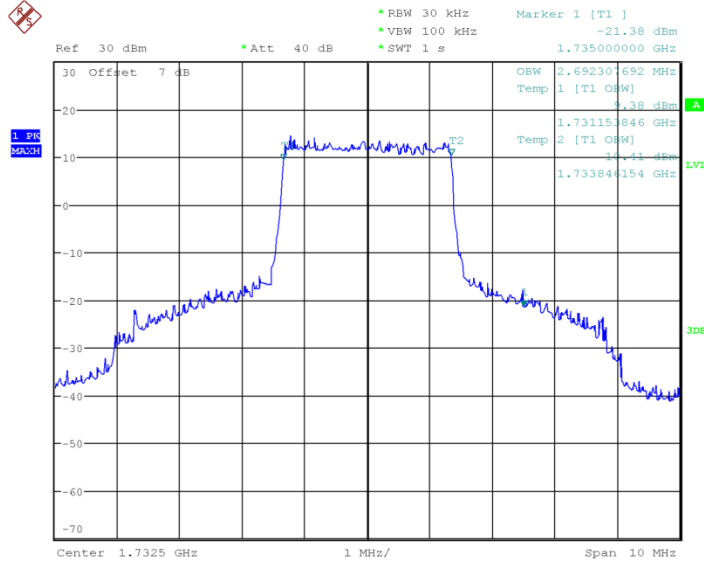


Date: 20.JAN.2003 05:53:56

LTE band 4, 1.4MHz Bandwidth, 16QAM (99% BW)

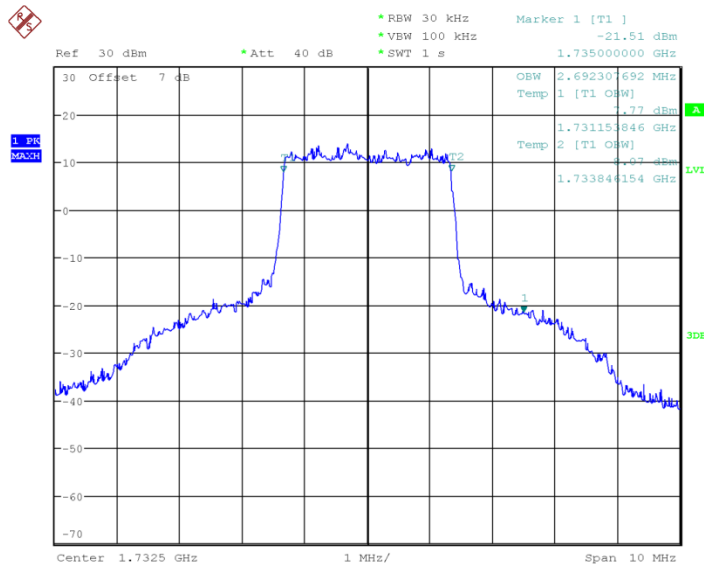
LTE band 4, 3MHz (99%)

| Frequency(MHz) | Occupied Bandwidth (99%)(kHz) | |
|----------------|--------------------------------|------|
| | 1732.5 | QPSK |
| | 2692 | 2692 |



Date: 20.JAN.2003 05:54:18

LTE band 4, 3MHz Bandwidth, QPSK (99% BW)

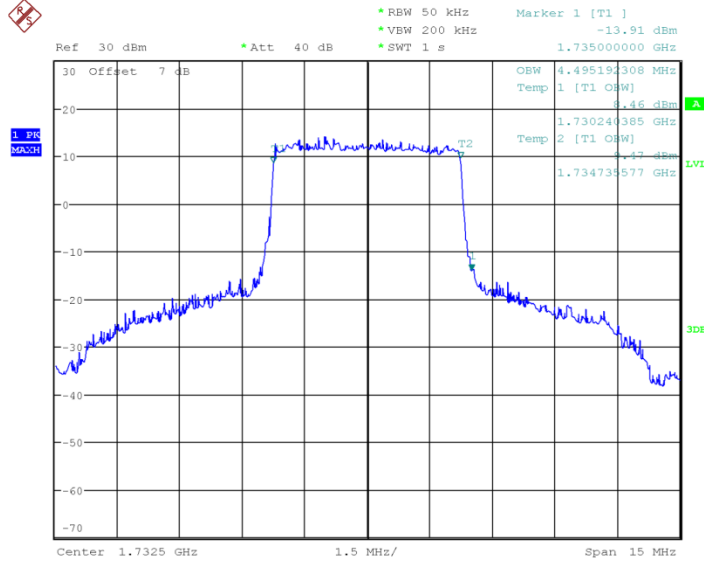


Date: 20.JAN.2003 05:54:34

LTE band 4, 3MHz Bandwidth, 16QAM (99% BW)

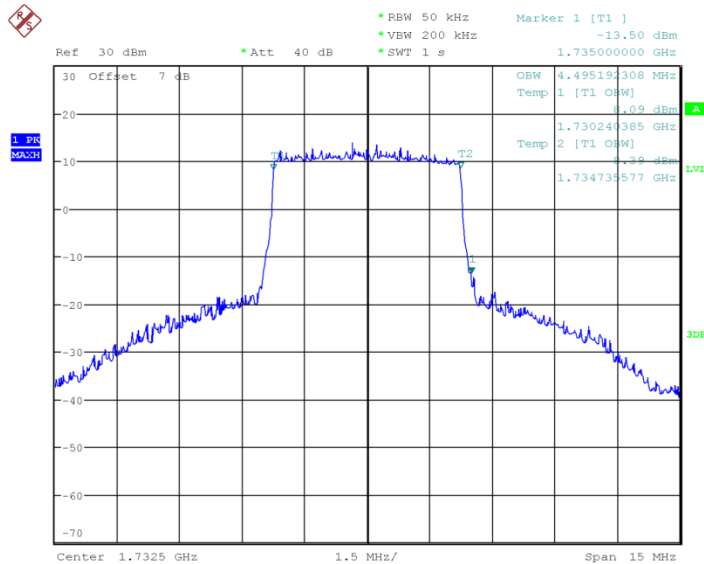
LTE band 4, 5MHz (99%)

| Frequency(MHz) | Occupied Bandwidth (99%)(kHz) | |
|----------------|--------------------------------|-------|
| 1732.5 | QPSK | 16QAM |
| | 4495 | 4495 |



Date: 20.JAN.2003 05:55:24

LTE band 4, 5MHz Bandwidth, QPSK (99% BW)

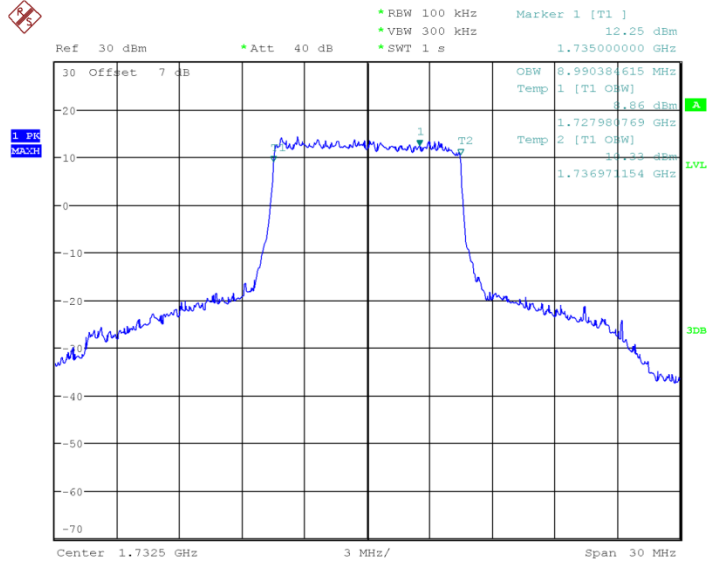


Date: 20.JAN.2003 05:55:44

LTE band 4, 5MHz Bandwidth, 16QAM (99% BW)

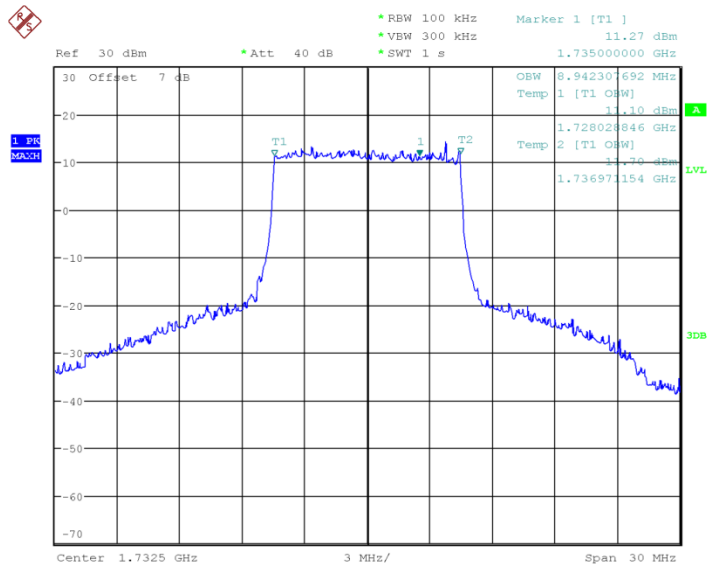
LTE band 4, 10MHz (99%)

| Frequency(MHz) | Occupied Bandwidth (99%)(kHz) | |
|----------------|--------------------------------|------|
| | 1732.5 | QPSK |
| | 8942 | 8942 |



Date: 20.JAN.2003 05:56:05

LTE band 4, 10MHz Bandwidth, QPSK (99% BW)

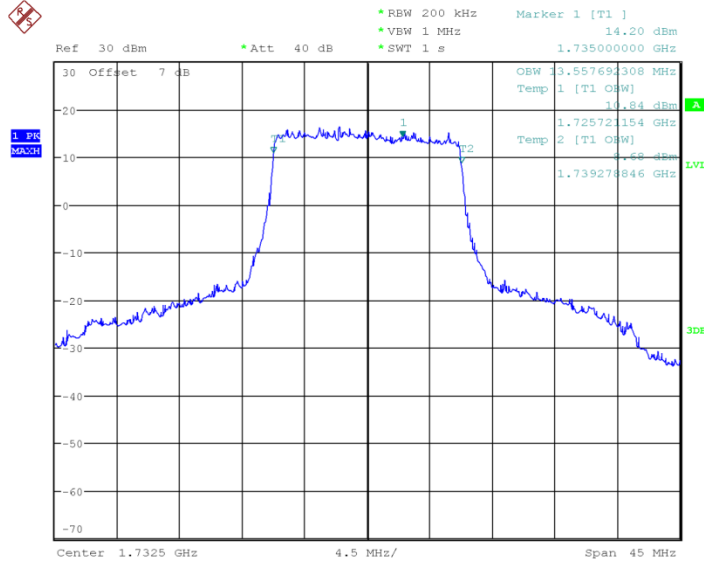


Date: 20.JAN.2003 05:56:21

LTE band 4, 10MHz Bandwidth, 16QAM (99% BW)

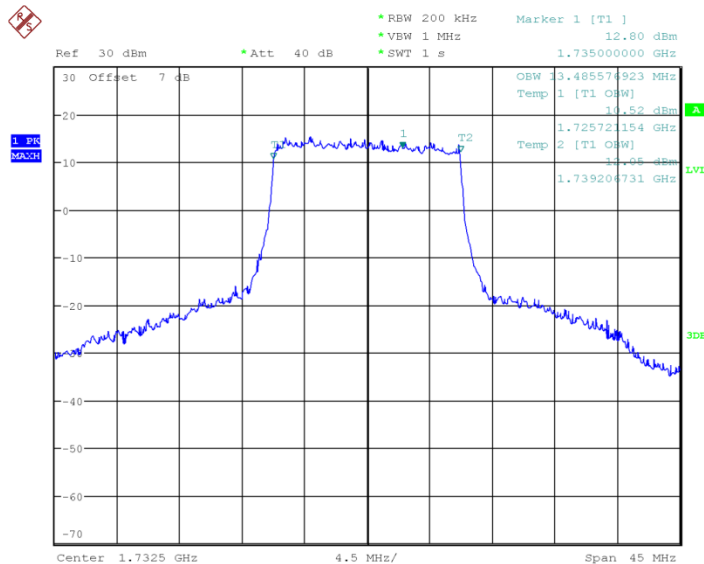
LTE band 4, 15MHz (99%)

| Frequency(MHz) | Occupied Bandwidth (99%)(kHz) | |
|----------------|--------------------------------|-------|
| | 1732.5 | QPSK |
| | 13558 | 13486 |



Date: 20.JAN.2003 05:56:43

LTE band 4, 15MHz Bandwidth, QPSK (99% BW)

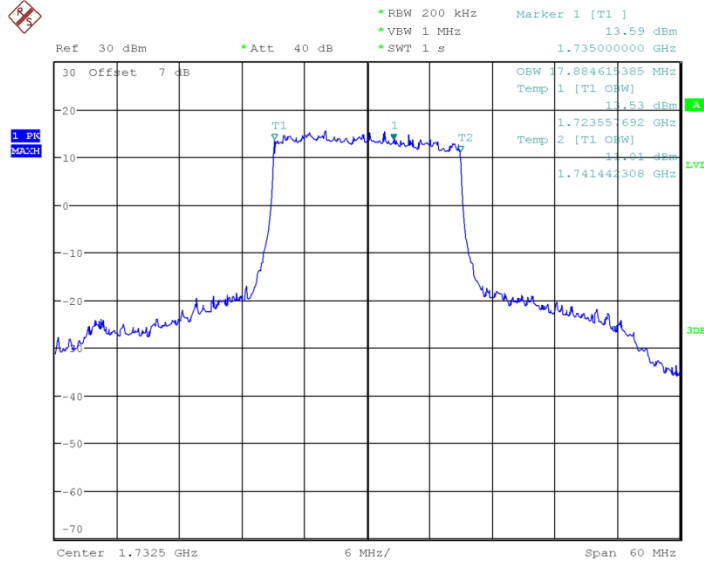


Date: 20.JAN.2003 05:56:59

LTE band 4, 15MHz Bandwidth, 16QAM (99% BW)

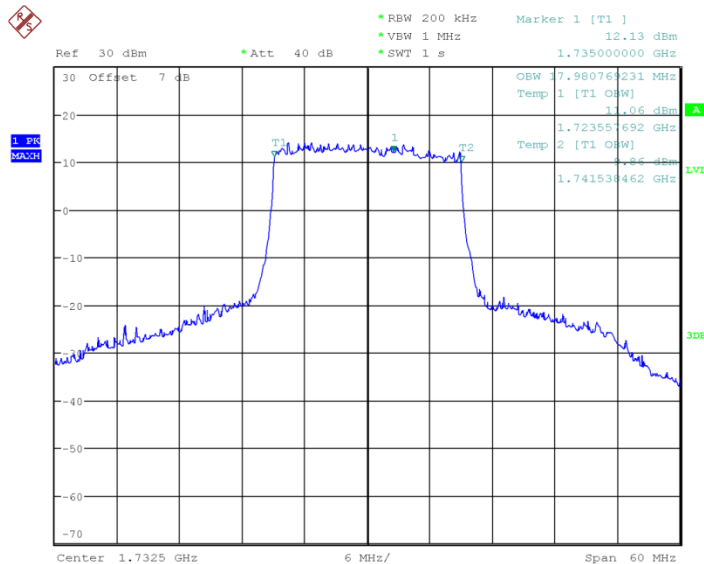
LTE band 4, 20MHz (99%)

| Frequency(MHz) | Occupied Bandwidth (99%)(kHz) | |
|----------------|--------------------------------|-------|
| | 1732.5 | QPSK |
| 17885 | | 17885 |



Date: 20.JAN.2003 05:57:22

LTE band 4, 20MHz Bandwidth, QPSK (99% BW)

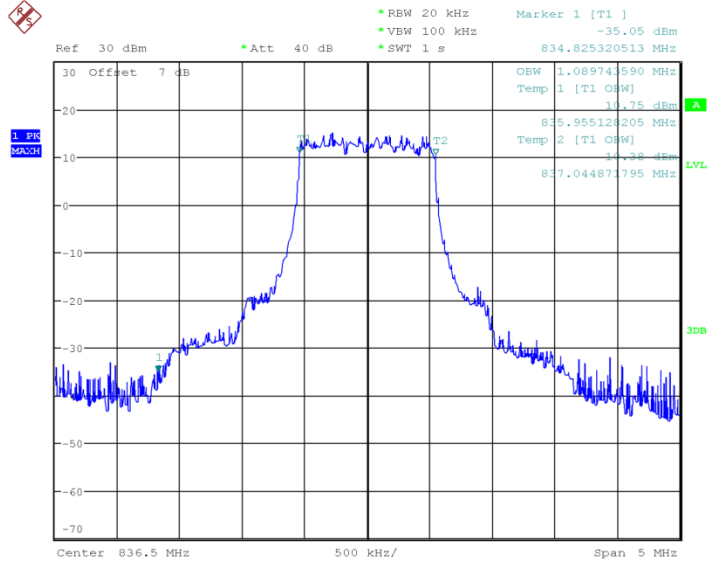


Date: 20.JAN.2003 05:57:38

LTE band 4, 20MHz Bandwidth, 16QAM (99% BW)

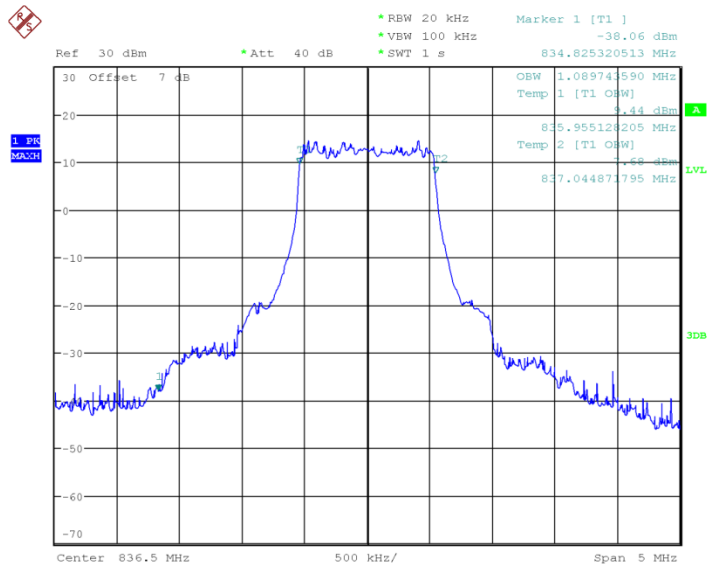
LTE band 5, 1.4MHz (99%)

| Frequency(MHz) | Occupied Bandwidth (99%)(kHz) | |
|----------------|--------------------------------|------|
| | 836.5 | QPSK |
| | 1090 | 1090 |



Date: 20.JAN.2003 06:16:54

LTE band 5, 1.4MHz Bandwidth, QPSK (99% BW)

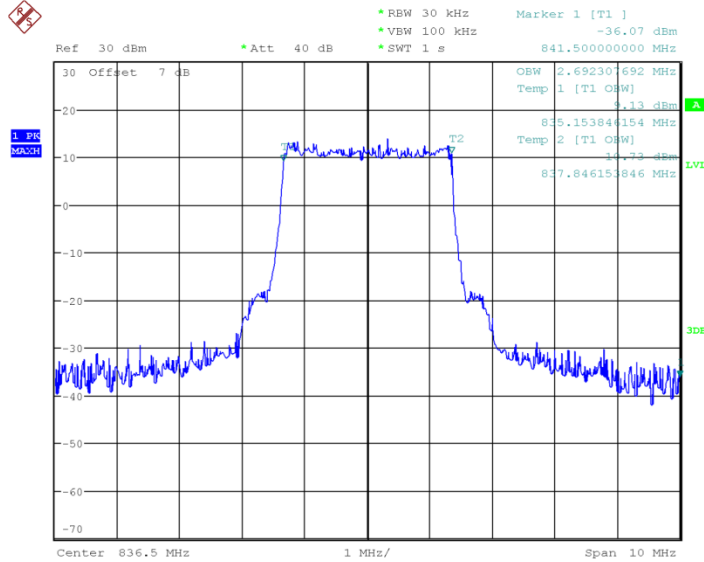


Date: 20.JAN.2003 06:17:10

LTE band 5, 1.4MHz Bandwidth, 16QAM (99% BW)

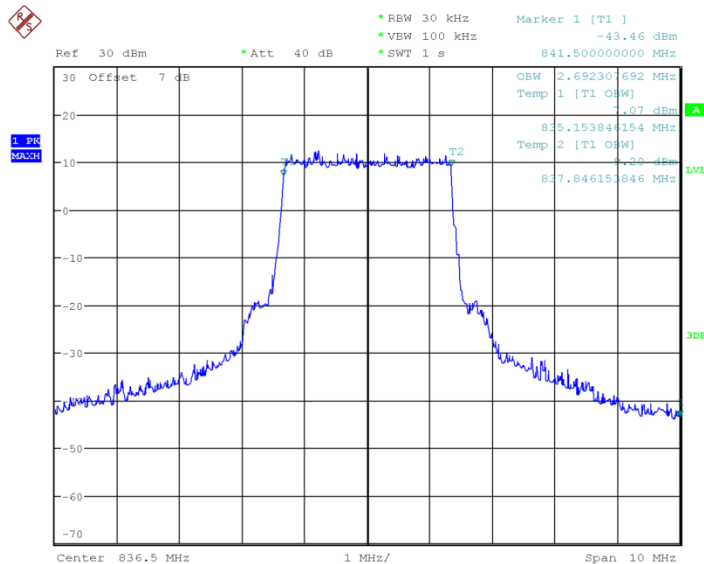
LTE band 5, 3MHz (99%)

| Frequency(MHz) | Occupied Bandwidth (99%)(kHz) | |
|----------------|--------------------------------|-------|
| | QPSK | 16QAM |
| 836.5 | 2692 | 2692 |



Date: 20.JAN.2003 05:59:52

LTE band 5, 3MHz Bandwidth, QPSK (99% BW)

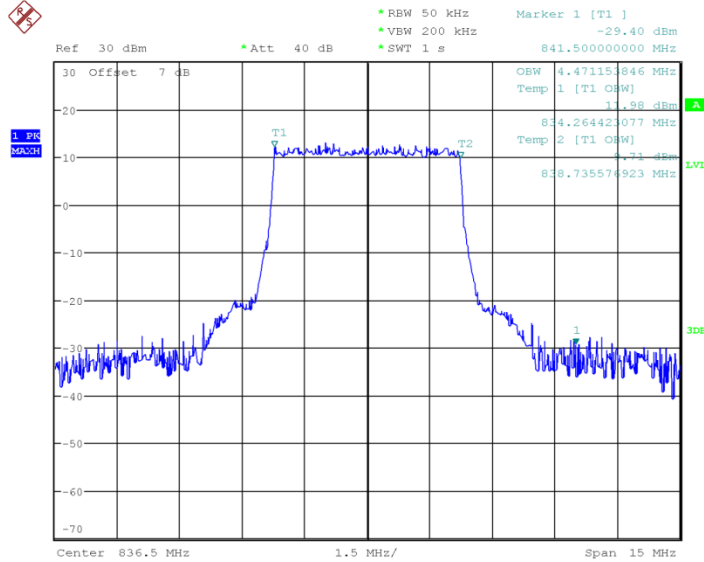


Date: 20.JAN.2003 06:00:08

LTE band 5, 3MHz Bandwidth, 16QAM (99% BW)

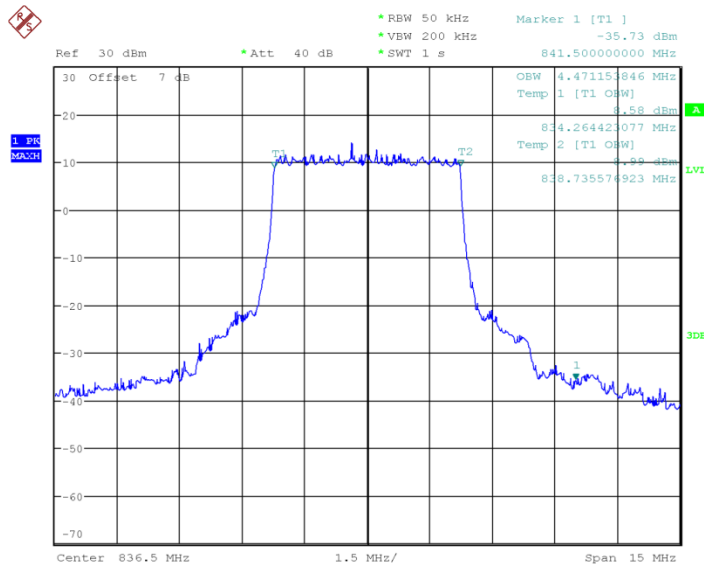
LTE band 5, 5MHz (99%)

| Frequency(MHz) | Occupied Bandwidth (99%)(kHz) | |
|----------------|--------------------------------|-------|
| | QPSK | 16QAM |
| 836.5 | 4471 | 4471 |



Date: 20.JAN.2003 06:00:35

LTE band 5, 5MHz Bandwidth, QPSK (99% BW)

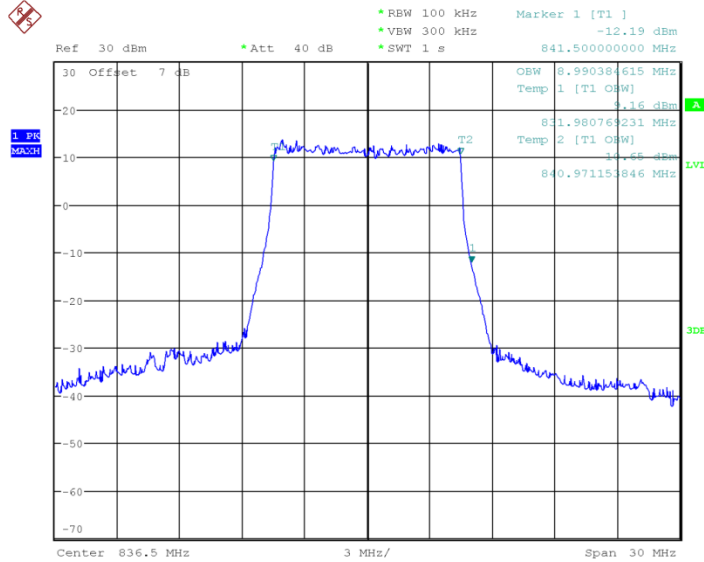


Date: 20.JAN.2003 06:00:56

LTE band 5, 5MHz Bandwidth, 16QAM (99% BW)

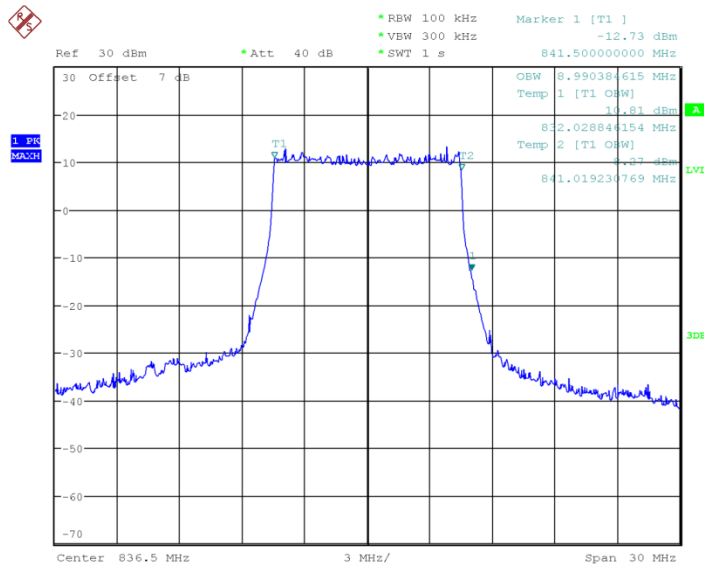
LTE band 5, 10MHz (99%)

| Frequency(MHz) | Occupied Bandwidth (99%)(kHz) | |
|----------------|--------------------------------|------|
| | 836.5 | QPSK |
| | 9038 | 8942 |



Date: 20.JAN.2003 06:01:17

LTE band 5, 10MHz Bandwidth, QPSK (99% BW)

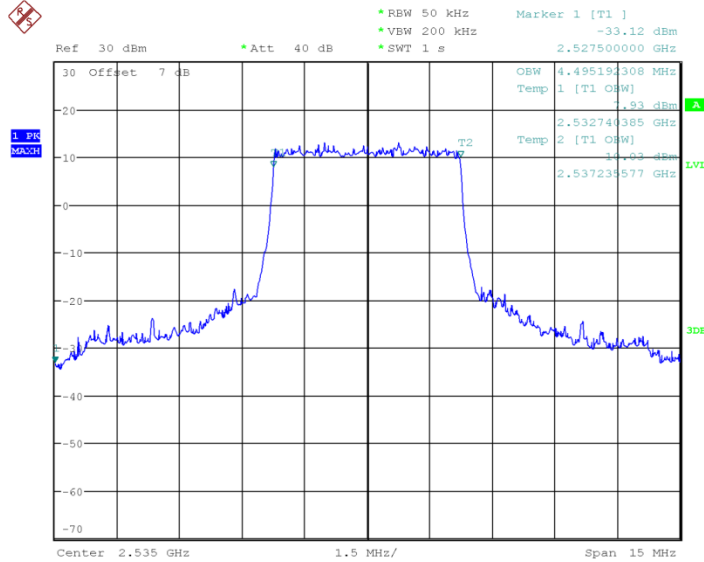


Date: 20.JAN.2003 06:01:33

LTE band 5, 10MHz Bandwidth, 16QAM (99% BW)

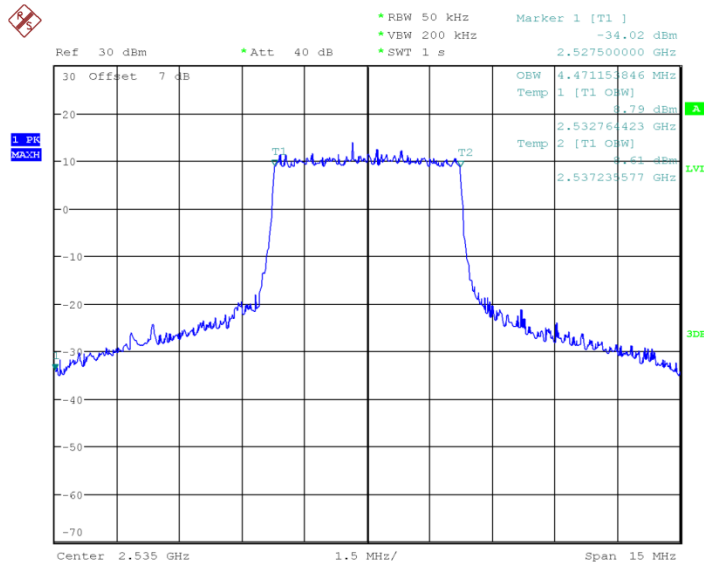
LTE band 7, 5MHz (99%)

| Frequency(MHz) | Occupied Bandwidth (99%)(kHz) | |
|----------------|--------------------------------|------|
| | 2535.0 | QPSK |
| | 4495 | 4471 |



Date: 20.JAN.2003 06:02:06

LTE band 7, 5MHz Bandwidth, QPSK (99% BW)

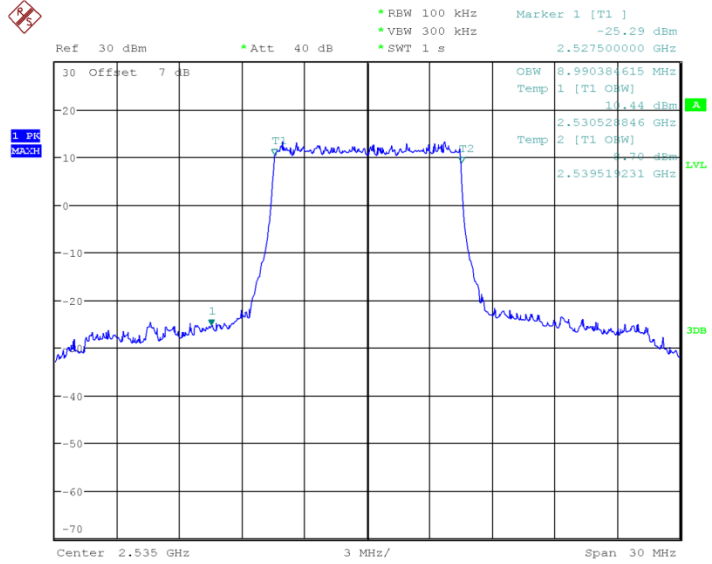


Date: 20.JAN.2003 06:02:26

LTE band 7, 5MHz Bandwidth,16QAM (99% BW)

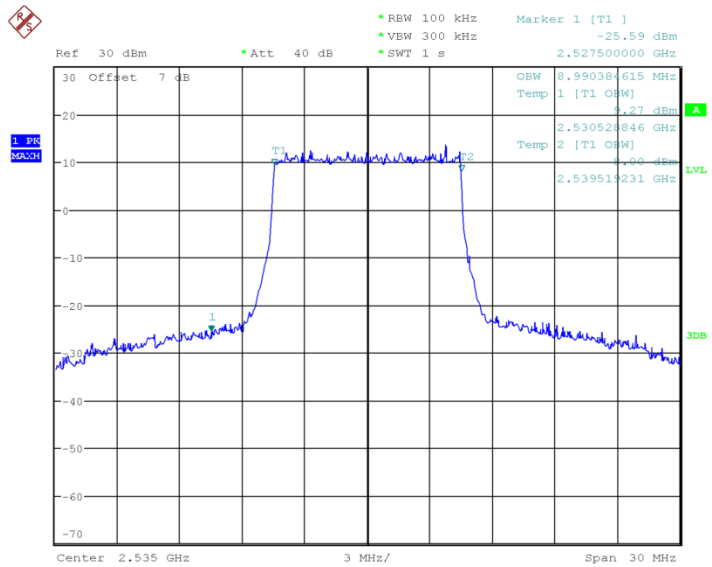
LTE band 7, 10MHz (99%)

| Frequency(MHz) | Occupied Bandwidth (99%)(kHz) | |
|----------------|--------------------------------|------|
| | 2535.0 | QPSK |
| | 8990 | 8990 |



Date: 20.JAN.2003 06:02:48

LTE band 7, 10MHz Bandwidth, QPSK (99% BW)

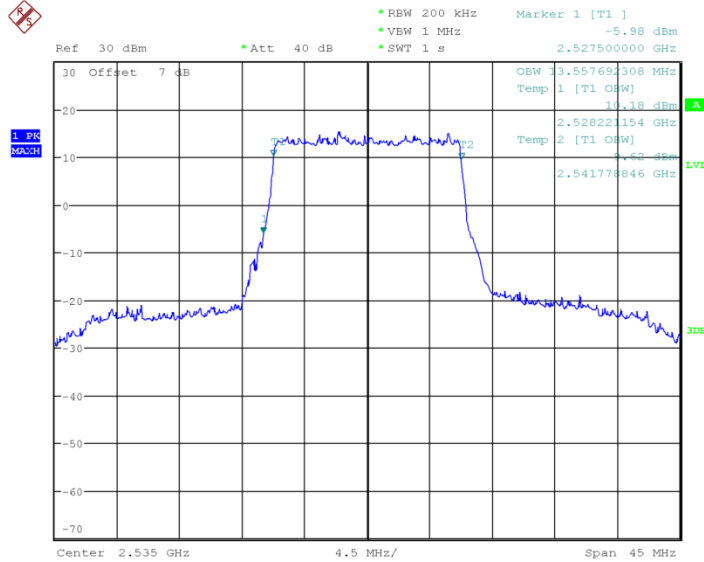


Date: 20.JAN.2003 06:03:04

LTE band 7, 10MHz Bandwidth, 16QAM (99% BW)

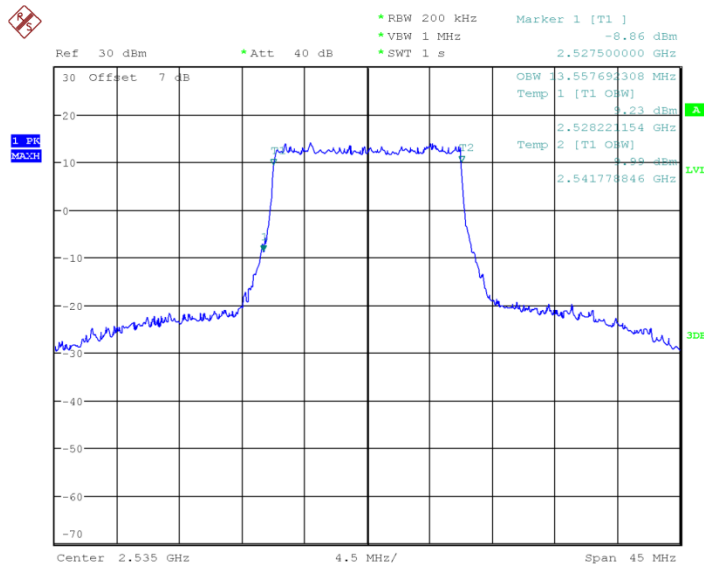
LTE band 7, 15MHz (99%)

| Frequency(MHz) | Occupied Bandwidth (99%)(kHz) | |
|----------------|--------------------------------|-------|
| | 2535.0 | QPSK |
| | 13558 | 13558 |



Date: 20.JAN.2003 06:03:25

LTE band 7, 15MHz Bandwidth, QPSK (99% BW)

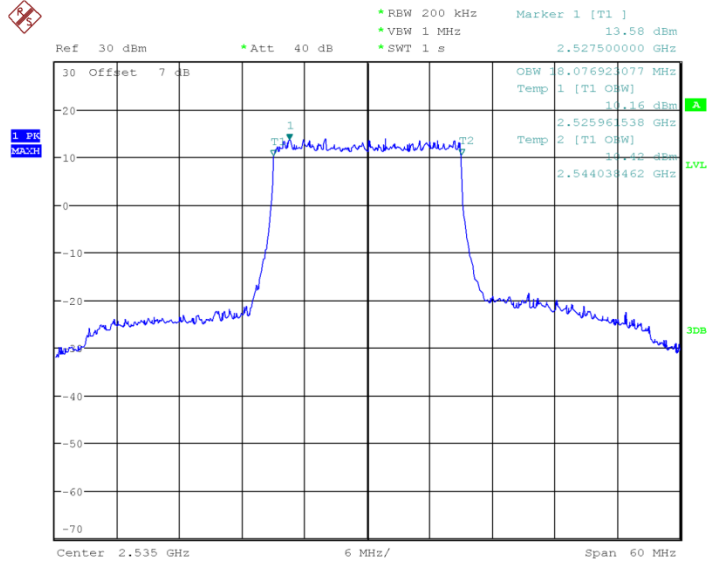


Date: 20.JAN.2003 06:03:41

LTE band 7, 15MHz Bandwidth, 16QAM (99% BW)

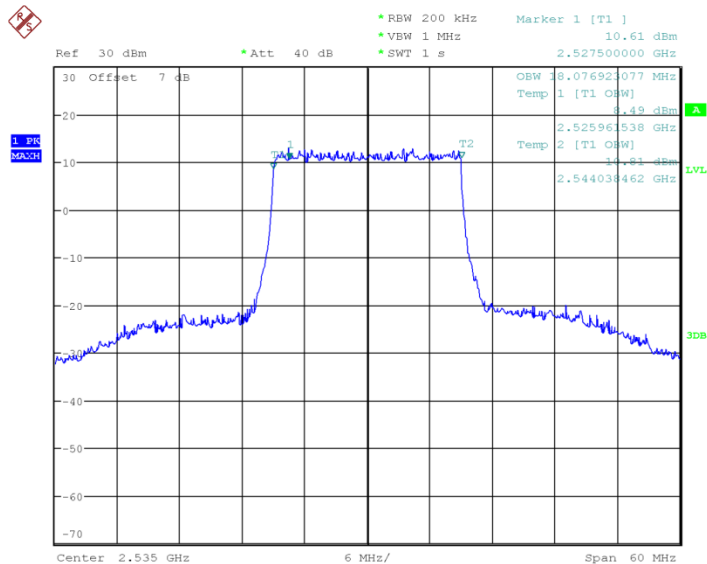
LTE band 7, 20MHz (99%)

| Frequency(MHz) | Occupied Bandwidth (99%)(kHz) | |
|----------------|--------------------------------|-------|
| | 2535.0 | QPSK |
| | 18077 | 18077 |



Date: 20.JAN.2003 06:04:02

LTE band 7, 20MHz Bandwidth, QPSK (99% BW)

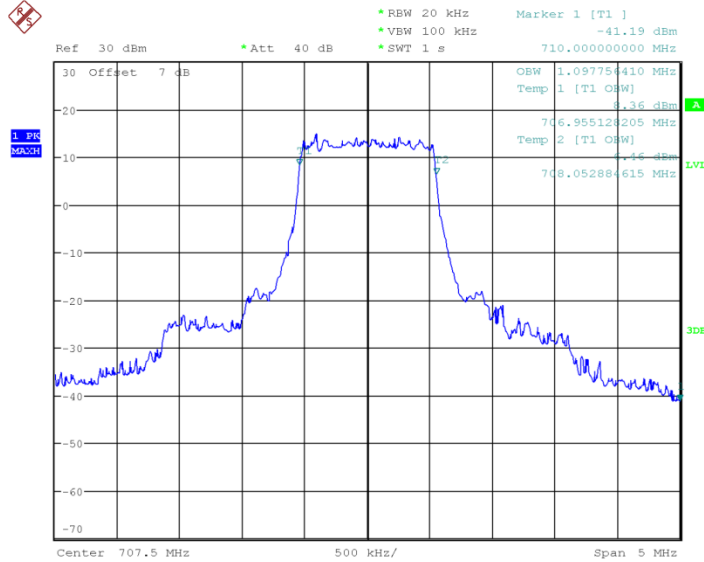


Date: 20.JAN.2003 06:04:18

LTE band 7, 20MHz Bandwidth, 16QAM (99% BW)

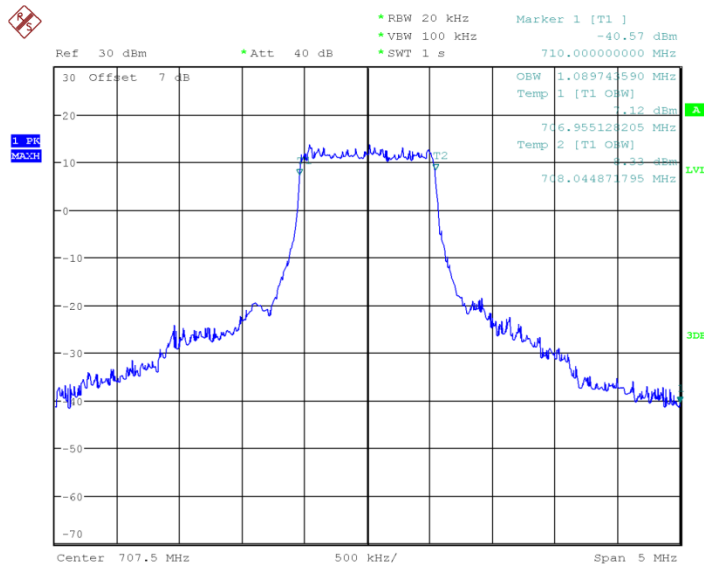
LTE band 12, 1.4MHz (99%)

| Frequency(MHz) | Occupied Bandwidth (99%)(kHz) | |
|----------------|--------------------------------|------|
| | 707.5 | QPSK |
| | 1098 | 1098 |



Date: 20.JAN.2003 06:17:43

LTE band 12, 1.4MHz Bandwidth, QPSK (99% BW)

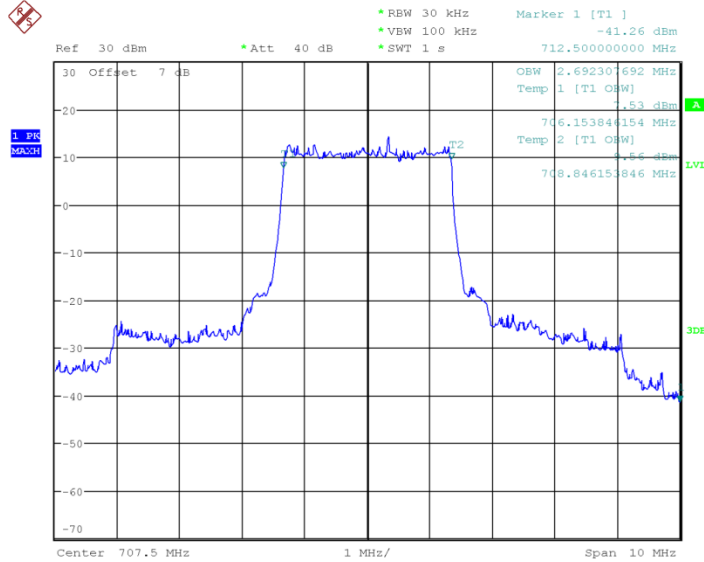


Date: 20.JAN.2003 06:17:59

LTE band 12, 1.4MHz Bandwidth, 16QAM (99% BW)

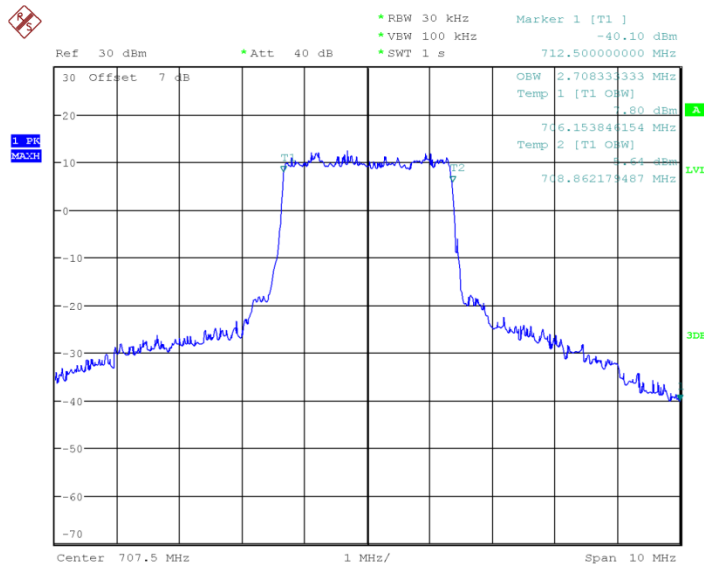
LTE band 12, 3MHz (99%)

| Frequency(MHz) | Occupied Bandwidth (99%)(kHz) | |
|----------------|--------------------------------|------|
| | 707.5 | QPSK |
| | 2692 | 2692 |



Date: 20.JAN.2003 06:06:39

LTE band 12, 3MHz Bandwidth, QPSK (99% BW)

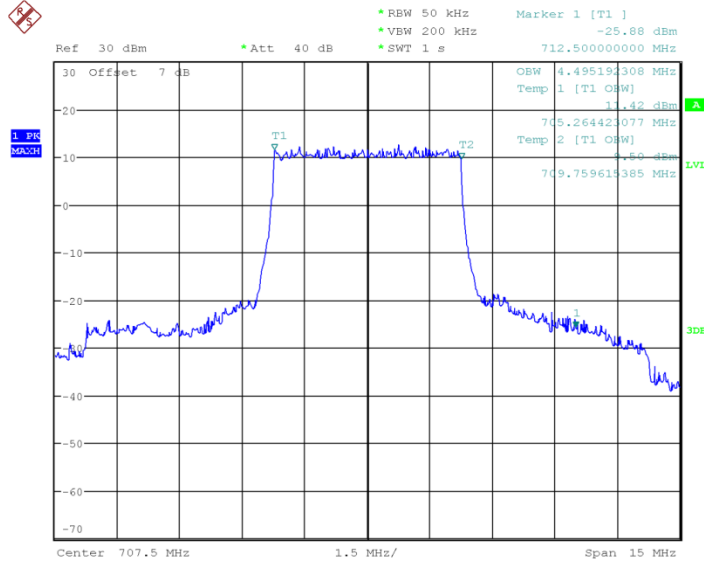


Date: 20.JAN.2003 06:06:55

LTE band 12, 3MHz Bandwidth, 16QAM (99% BW)

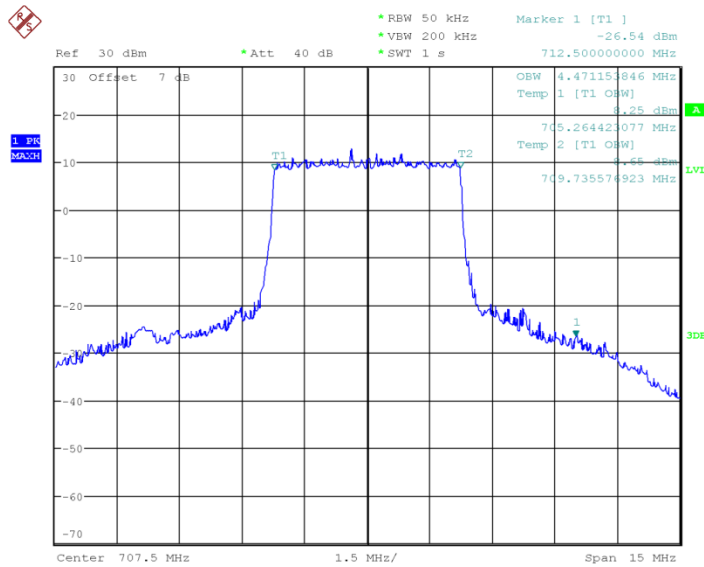
LTE band 12, 5MHz (99%)

| Frequency(MHz) | Occupied Bandwidth (99%)(kHz) | |
|----------------|--------------------------------|------|
| | 707.5 | QPSK |
| | 4495 | 4471 |



Date: 20.JAN.2003 06:07:20

LTE band 12, 5MHz Bandwidth, QPSK (99% BW)

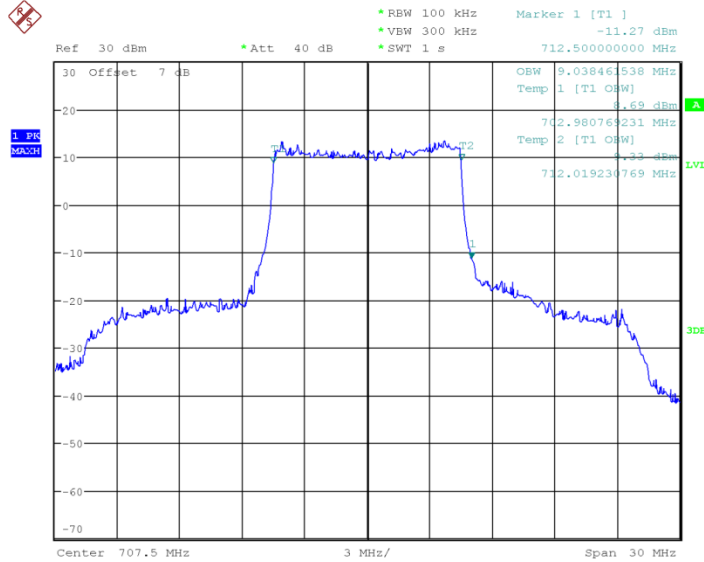


Date: 20.JAN.2003 06:07:38

LTE band 12, 5MHz Bandwidth, 16QAM (99% BW)

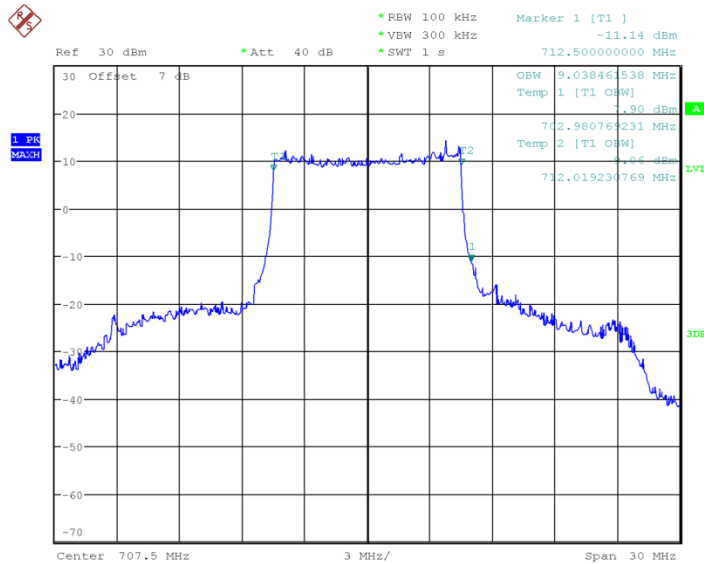
LTE band 12, 10MHz (99%)

| Frequency(MHz) | Occupied Bandwidth (99%)(kHz) | |
|----------------|--------------------------------|-------|
| | QPSK | 16QAM |
| 707.5 | 9038 | 9038 |



Date: 20.JAN.2003 06:07:59

LTE band 12, 10MHz Bandwidth, QPSK (99% BW)



Date: 20.JAN.2003 06:08:15

LTE band 12, 10MHz Bandwidth, 16QAM (99% BW)

ANNEX A.5. EMISSION BANDWIDTH

Reference

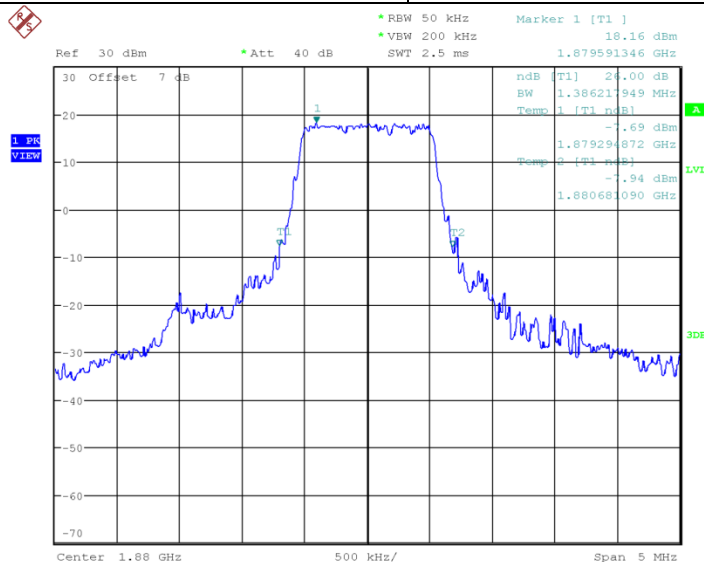
FCC: CFR Part 22.917(b),24.238(a), 27.53(g),27.53(h), 27.53(m)

A.5.1 Emission Bandwidth Results

The emission bandwidth is defined as the width of the signal between two points, one below the carrier center frequency and one above the carrier center frequency, outside of which all emissions are attenuated at least 26 dB below the transmitter power. Table below lists the measured -26dBc BW. Spectrum analyzer plots are included on the following pages.

LTE band 2, 1.4MHz (-26dBc)

| Frequency(MHz) | Occupied Bandwidth (-26dBc)(kHz) | |
|----------------|-----------------------------------|-------|
| | QPSK | 16QAM |
| 1880.0 | 1386 | 1346 |

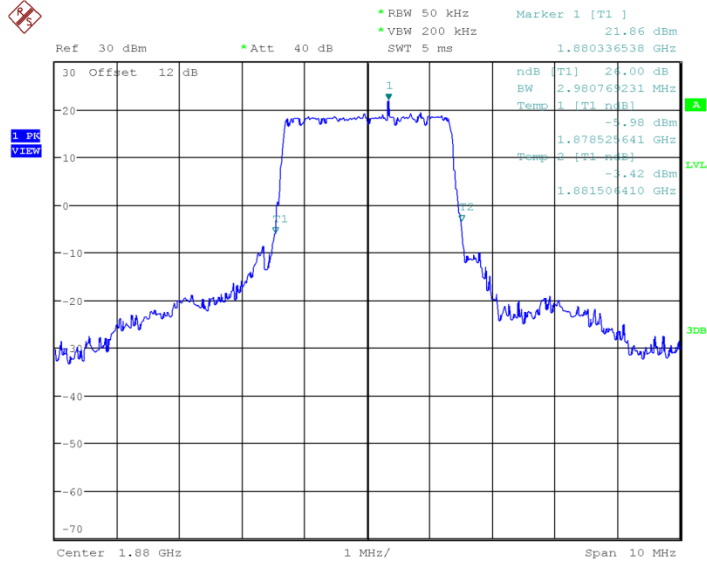


Date: 20.JAN.2003 06:35:03

LTE band 2, 1.4MHz Bandwidth, QPSK (-26dBc BW)

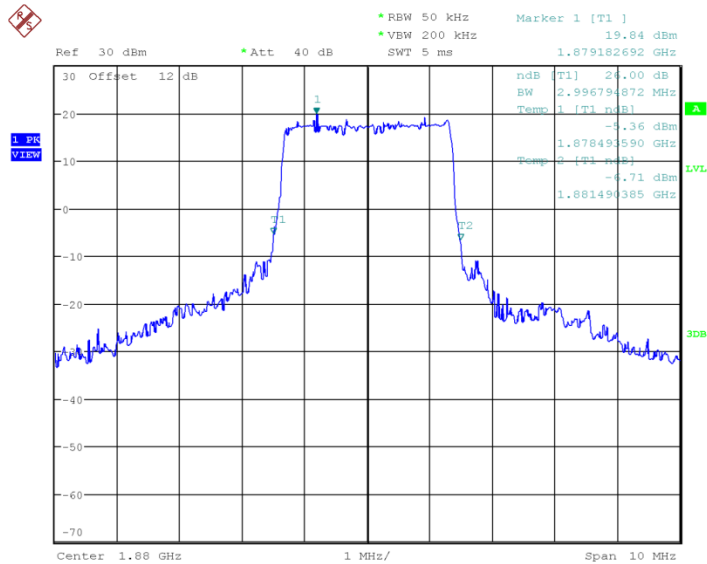
LTE band 2, 3MHz (-26dBc)

| Frequency(MHz) | Occupied Bandwidth (-26dBc)(kHz) | |
|----------------|-----------------------------------|-------|
| | QPSK | 16QAM |
| 1880.0 | 2981 | 2997 |



Date: 20.JAN.2003 05:10:14

LTE band 2, 3MHz Bandwidth, QPSK (-26dBc BW)

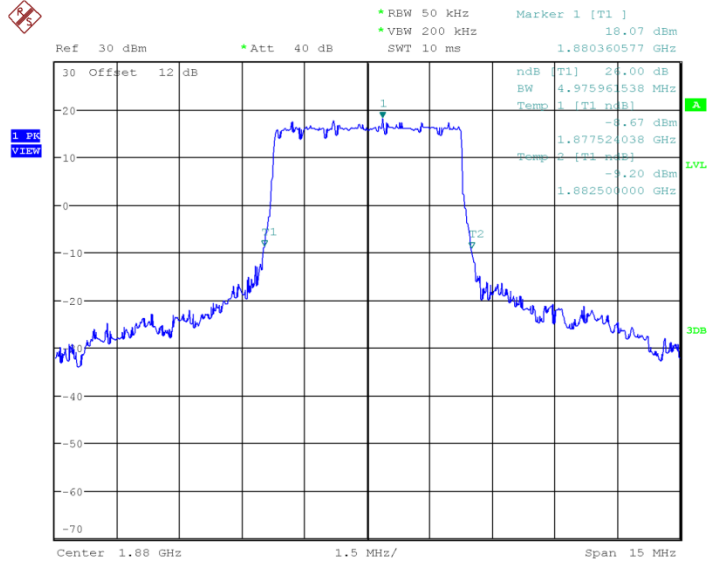


Date: 20.JAN.2003 05:10:30

LTE band 2, 3MHz Bandwidth, 16QAM (-26dBc BW)

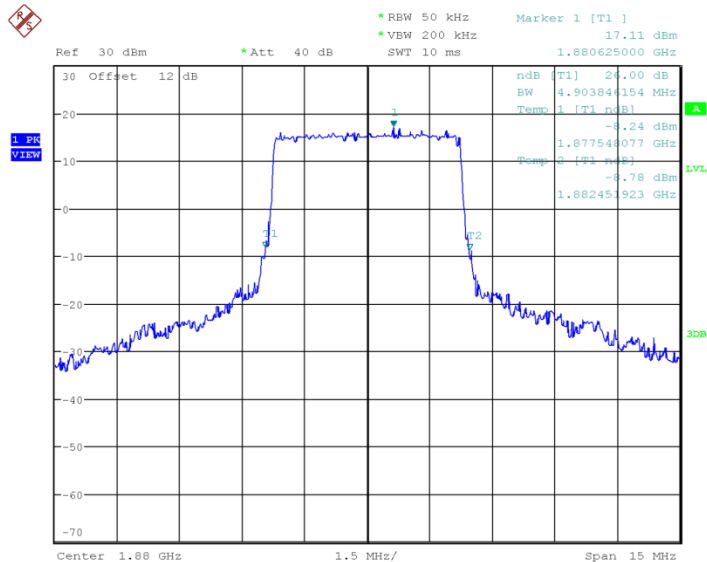
LTE band 2, 5MHz (-26dBc)

| Frequency(MHz) | Occupied Bandwidth (-26dBc)(kHz) | |
|----------------|-----------------------------------|-------|
| | QPSK | 16QAM |
| 1880.0 | 4976 | 4904 |



Date: 20.JAN.2003 05:10:57

LTE band 2, 5MHz Bandwidth, QPSK (-26dBc BW)

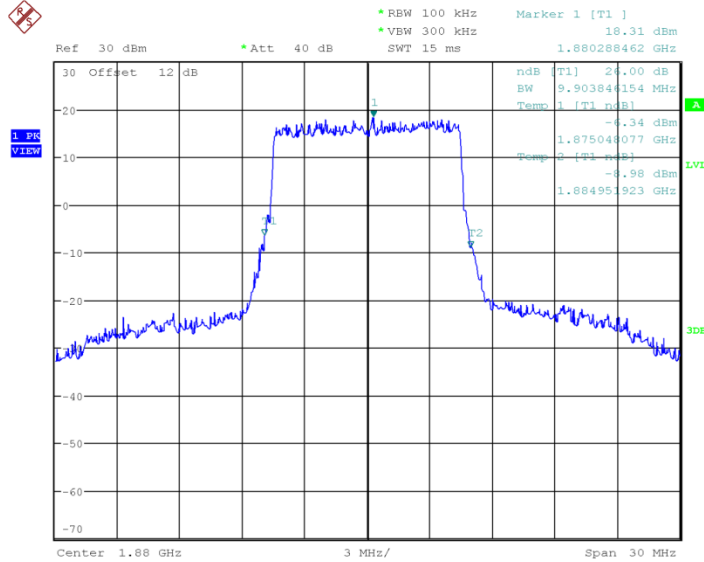


Date: 20.JAN.2003 05:11:17

LTE band 2, 5MHz Bandwidth,16QAM (-26dBc BW)

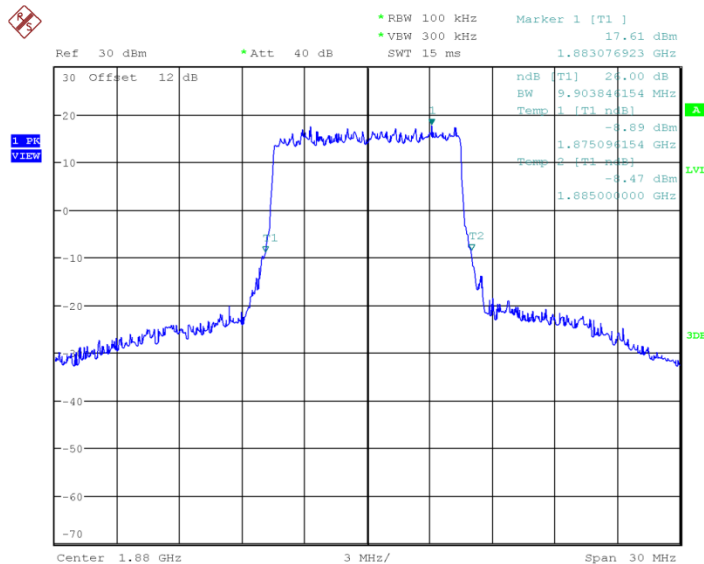
LTE band 2, 10MHz (-26dBc)

| Frequency(MHz) | Occupied Bandwidth (-26dBc)(kHz) | |
|----------------|-----------------------------------|-------|
| | QPSK | 16QAM |
| 1880.0 | 9904 | 9904 |



Date: 20.JAN.2003 05:11:36

LTE band 2, 10MHz Bandwidth, QPSK (-26dBc BW)

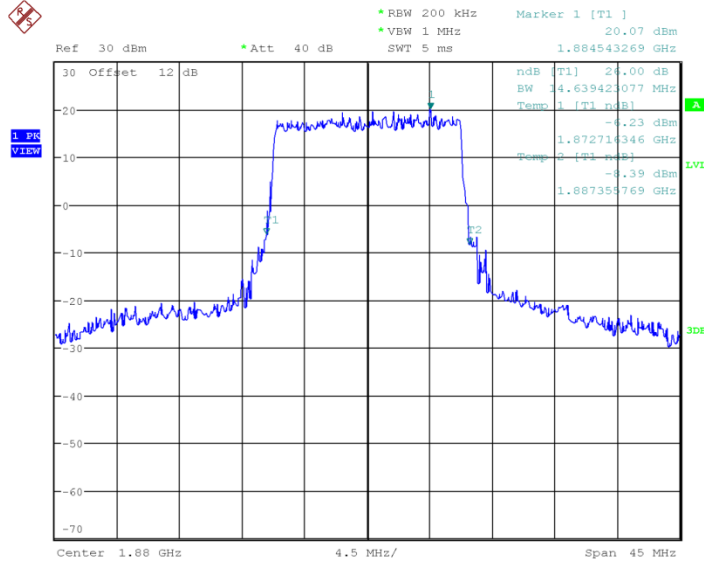


Date: 20.JAN.2003 05:11:49

LTE band 2, 10MHz Bandwidth, 16QAM (-26dBc BW)

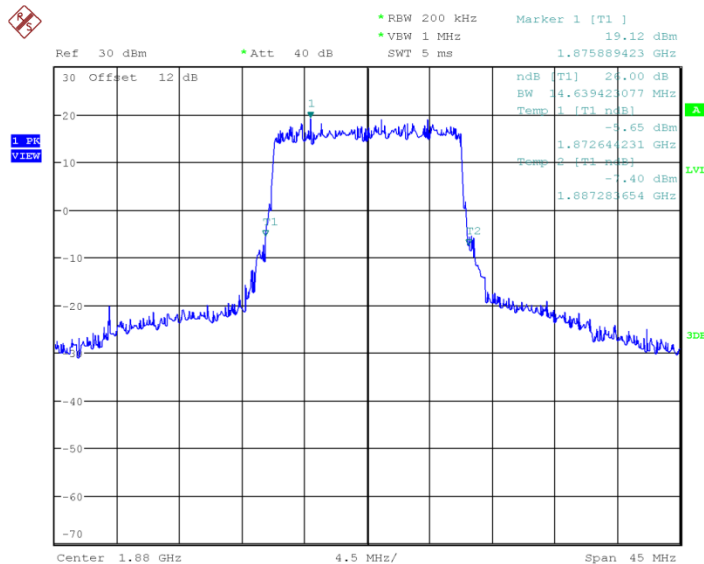
LTE band 2, 15MHz (-26dBc)

| Frequency(MHz) | Occupied Bandwidth (-26dBc)(kHz) | |
|----------------|-----------------------------------|-------|
| | QPSK | 16QAM |
| 1880.0 | 14639 | 14639 |



Date: 20.JAN.2003 05:12:08

LTE band 2, 15MHz Bandwidth, QPSK (-26dBc BW)

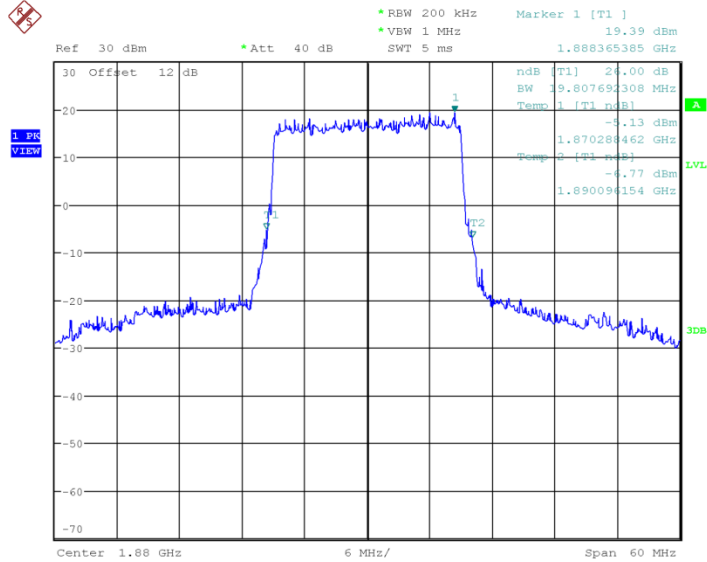


Date: 20.JAN.2003 05:12:21

LTE band 2, 15MHz Bandwidth, 16QAM (-26dBc BW)

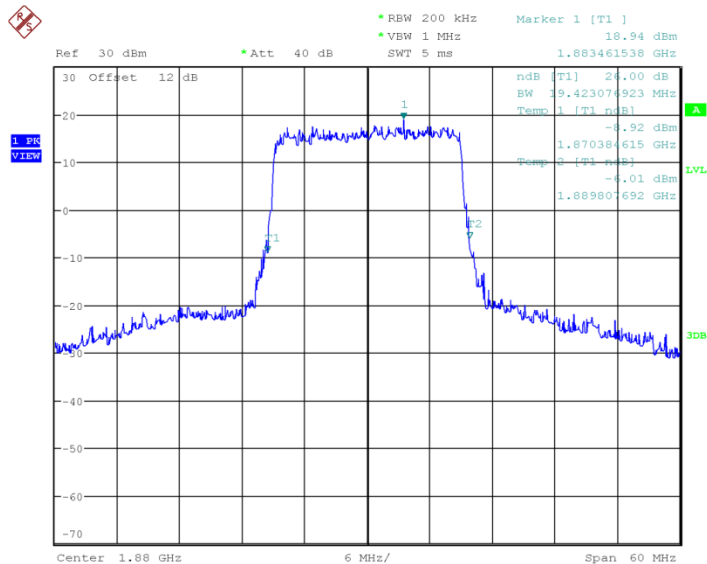
LTE band 2, 20MHz (-26dBc)

| Frequency(MHz) | Occupied Bandwidth (-26dBc)(kHz) | |
|----------------|-----------------------------------|-------|
| | 1880.0 | QPSK |
| | 19808 | 19423 |



Date: 20.JAN.2003 05:12:41

LTE band 2, 20MHz Bandwidth, QPSK (-26dBc BW)



Date: 20.JAN.2003 05:12:54

LTE band 2, 20MHz Bandwidth, 16QAM (-26dBc BW)