



Photographs of the Test Configuration


Conducted Emission Test (Model: CL4490-1000-232)





Conducted Emission Test (Model: CL4490-1000-485)



Conducted Emission Test (Model: CL4490-1000-PRO)





Radiated Emission Below 1GHz Test (Model: CL4490-1000-232)




Radiated Emission Below 1GHz Test





Radiated Emission Below 1GHz Test (Model: CL4490-1000-485)




Radiated Emission Below 1GHz Test





Radiated Emission Below 1GHz Test (Model: CL4490-1000-PRO)



Radiated Emission Below 1GHz Test



Radiated Emission Above 1GHz Test (Model: CL4490-1000-232)



Radiated Emission Above 1GHz Test

