

Technical Description

U1 - SNC26016 as encoder

U2 - LW203M as RF module for transmit


SW1 to SW5 - Buttons

Antenna: Patch antenna

LW203M 300-900MHz ASK Transmitter Module Preliminary DataSheet

Subject to change without prior notice

Rev 11, December, 2009



1.0 Introduction

LW203M is an AM transmitter module using Lexiwave's LW203 RFIC designed for ASK communication systems. It consists of a Colpitts oscillator together with a RF power amplifier. Targeted applications are in the frequency band from 300MHz to 928MHz. By using an appropriate SAW resonator, LW203M can support both 315/433MHz and 886/915MHz UHF bands for ASK communication at low cost without any tuning. For 915MHz frequency, using variable inductor or micro-strip line as a resonator offers super low-cost solutions for short to medium communication range applications. It is a complementary module to Lexiwave's LW103M ASK receiver module to form a complete RF solution for ASK communication. A communication range of 100 meter in open area is typical.

2.0 Features

- Frequency range from 300 MHz to 900 MHz
- Low power consumption
- Operate from -20°C to 85 °C
- Small size, 26mm x 18mm
- No tuning and no programming using SAW resonator
- Low cost

LW203M 300-900MHz ASK Transmitter Module

Preliminary DataSheet

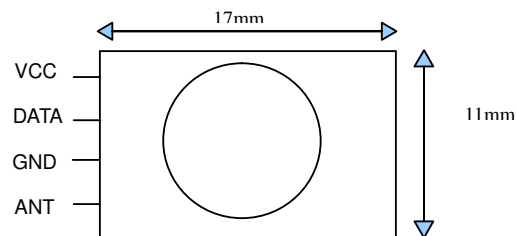
Subject to change without prior notice

Rev 11, December, 2009

3.0 Applications

- 315/433MHz or 886/915MHz Band Systems
- Remote controllers
- Security systems such as car alarm
- Wireless door bell
- Garage opener
- radio controlled toys
- Monitoring systems
- Local Oscillator Source
- Remote Fan/Light Control

PCB Top View



Side View



4.0 Pin Description

Pin no.	Symbol	Description
1	ANT	Antenna output
2	GND	Ground
3	DATA	Data Input
4	VCC	Vcc power input

LW203M 300-900MHz ASK Transmitter Module

Preliminary DataSheet

Subject to change without prior notice

Rev 11, December, 2009

5.0 Electrical Characteristics

5.1 Maximum ratings

Rating	Symbol	Value	Unit
Power Supply Voltage	V_{BATT}	6	Vdc
Junction Temperature	T_J	125	°C
Storage Temperature Range	T_{STg}	-55 to 125	°C

5.2 Recommended Operating Conditions

Characteristics	Value	Unit
Supply voltage	2.8 – 5	V
RF frequency range	300 – 928	MHz

5.3 DC Electrical Characteristics

Characteristics	Minimum	Typical	Maximum	Unit
Operation current (433MHz)	7	-	20	mA
Operation current (915MHz)	10		35	mA

5.4 AC Electrical Characteristics

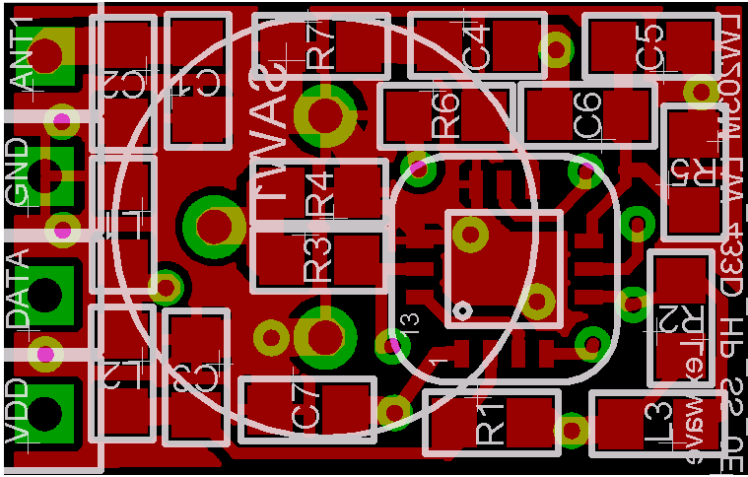
Characteristics	Minimum	Typical	Maximum	Unit
Output Power (at 50 ohm) 433MHz	-	5	-	dBm
Output Power (at 50 ohm) 915MHz	-	2	-	dBm

6.0 Functional Descriptions

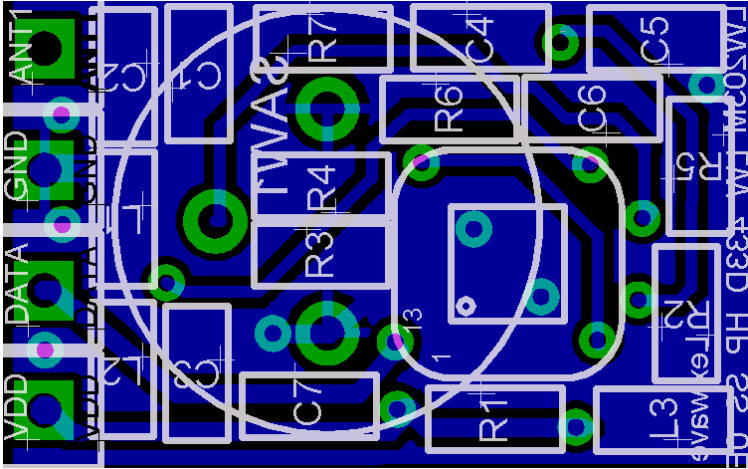
LW203 includes a RF oscillator and output power amplifier. Using an appropriate SAW resonator, the RF oscillator can be configured as a Colpitts oscillator to form a tuning-free and highly stable RF oscillator at 315/433/886/915 MHz. For 915MHz, using variable inductor or micro-strip line as a resonator offers super low cost solution for short to medium communication-range applications. The output power of the Colpitts oscillator is about -2 dBm at 50 ohm load. ASK modulation can be accomplished by applying digital data at the data input pin. The RF power amplifier is connected to the Colpitts oscillator output. The power amplifier also serves as an isolation buffer to minimize frequency pulling or oscillation degradation due to the near-object effect at the antenna.

8.0 PCB layout

8.1 PCB Top layer (17 x 11 x 1 mm)



8.2 LW203 PCB bottom layer



Preliminary DataSheet

Rev 11, December, 2009

External Components:

Part	Value	Package
C2	0.6 pF	0603
C1	3 pF	0603
C5,C6	5.1 pF	0603
C4	82 pF	0603
C3	180 pF	0603
C7	1000pF	0603
R1	75 Ω	0603
R5	1 k Ω	0603
R2	20 k Ω	0603
R3 , R6 , R7	47 k Ω	0603
R4	100 K Ω	0603
L3	25 nH	0603
L2	150 nH	0603
L1	220 nH	0603
SAW	433.92 MHz	
X29	---	Antenna

9. Selection guide

Part number	Resonator Type	Power	Cost	Application
LW203M-XXX-SA	SAW	+2dBm (915MHz)	affordable	weather station, door bell, monitoring system, car alarm
LW203M-XXX-LC	LC	+2dBm (915MHz)	low	radio controlled toys, remote controller, multi-frequency & multi-player toys
LW203M-XXX-ML	Microstrip	+2dBm (915MHz)	very low	radio-controlled toys, wireless mouse
LW203M-XXX-MN	Microstrip	-10dBm (915MHz)	super low	short-range radio-controlled toys

Remark:

1. XXX is frequency code (in MHz): 315, 433, 868 and 915
2. LC, ML and MN version are only available at 868 and 915MHz

Disclaimer of Warranty

Information furnished is believed to be accurate and reliable. However C-MAX assumes no responsibility, neither for the consequences of use of such information nor for any infringement of patents or other rights of third parties, which may result from its use. Specifications mentioned in this publication are subject to change without notice. This publication supersedes and replaces all information previously supplied. C-MAX products are not authorized for use as critical components in life support devices without express written approval of C-MAX.

Note

It is not given warranty that the declared circuits, devices, facilities, components, assembly groups or treatments included herein are free from legal claims of third parties. The declared data are serving only to description of product. They are not guaranteed properties as defined by law. The examples are given without obligation and cannot give rise to any liability.

Reprinting this data sheet - or parts of it - is only allowed with a license of the publisher.

C-MAX reserves the right to make changes on this specification without notice at any time.

C-MAX Asia Ltd

Unit 125, 1/F.,
Liven House,
61-63 King Yip Street,
Kwun Tong, Kowloon, HK SAR
Tel.: +852-2798-5182
Fax: +852-2798-5379
e-mail: inquiry@c-max.com.hk

C-MAX Technology Ltd (Shenzhen)

Room 31C, Block A,
World Finance Centre,
No.4003 Shennan East Road,
Luohu, Shenzhen, P.R. China
Tel: +86-755-25181858
Fax: +86-755-25181859