


# SONIC BOOM

## WATERPROOF PARTY SPEAKER


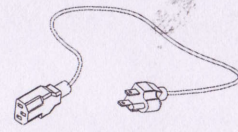

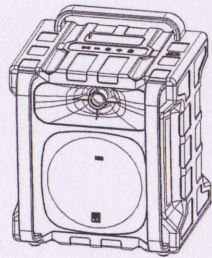


### Quick Start Guide

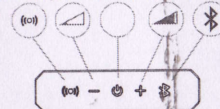
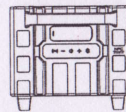
Item # IMT802



1. Make sure the following items are included in your package.



2. For a look at the various buttons on your speaker, view the graphic below.

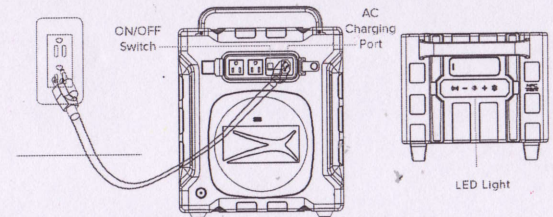


Power On .....	Hold  for 2 Seconds
Power Off .....	Hold  for 2 Seconds
Play / Pause .....	Press
Volume Up / Down .....	Press  or
Pairing Mode / Disconnect Device .....	Press  and
Factory Reset .....	Hold  and  for 5 seconds
House Party Pairing .....	Hold  for 1-2 Seconds (master speaker)
	Tap  (slave speaker)
Next Track .....	Hold
Previous Track .....	Hold
Bass Boost .....	Press

3. In order to charge your speaker's internal lithium ion battery follow the steps below:

- Connect one end of the included AC Power Cable into the AC Charging Port on the rear of your speaker.
- Connect the other end of the AC Power Cable into a suitable wall outlet in your home.
- Make sure that the ON/OFF switch on the rear of your speaker is in the ON position.

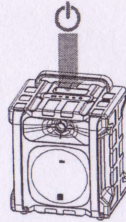
**Charging:** When charging, an orange LED light will illuminate. The orange light will turn off when your unit is fully charged. A full charge takes approximately 4 hours.



4. Power on your speaker. Go to the Bluetooth Manager of your Bluetooth device. Search Bluetooth devices and select "Sonic Boom" to start connecting.

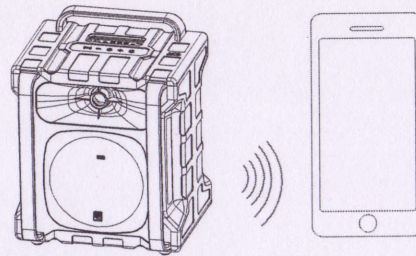
When you power on your Sonic Boom speaker for the first time, it will automatically go into pairing mode. The LED status light on the button will turn blue and flash as your speaker searches for a Bluetooth audio source to pair with.

Once you have successfully paired your speaker with a Bluetooth audio source, the LED status light will stop flashing and begin shining steadily while remaining blue.

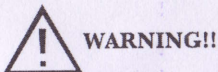
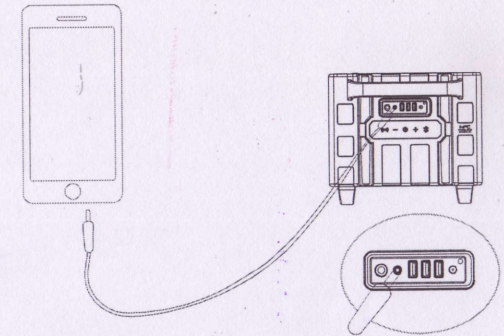


-Pairing Additional Bluetooth Smartphone Devices to your Sonic Boom Speaker

By pressing the and buttons simultaneously, your speaker will go back into pairing mode. The LED status light will flash, as your speaker searches for another Bluetooth audio source to pair with.



5. You can also use the included 3.5mm Auxiliary Cable to connect audio devices through the AUX In port on your speaker.



### WARNING!!

Your Sonic Boom speaker has an IP67 rating, as it is waterproof, sandproof and dustproof. Nonetheless, special precautions must be heeded when using your speaker.

- The waterproof covers on the top and rear of your speaker must be securely closed when using your speaker in conditions where water or moisture are present. Failure to do so can cause damage to your speaker.
- Avoid using your speaker in standing water or in extreme weather situations such as thunder and lightning storms.
- Do NOT allow your speaker to be exposed to any water or moisture while it is being charged or while it is plugged into a power outlet. Doing so can raise the risk of electric shock and also cause damage to your speaker.
- Make sure your speaker is completely dry before charging or plugging it into a power outlet. Similarly, any phones or other devices paired with your speaker should be kept dry during use unless otherwise noted by the device's manufacturer.



### Care & Maintenance

- Before using your speaker, inspect the ports and jacks to make sure that they are clear of dust and debris before charging or inserting an AUX Cable.
- Use a soft cloth to clean your speaker. Never use any harsh chemicals or detergents. Make sure your speaker is dry before charging.
- When your speaker is not in use, it should be stored in a cool, dry place.
- Never tug or yank on the charging cables or AUX Cable while they are connected to your speaker. Connect and disconnect these cables as carefully as possible.
- If your speaker is exposed to salt water, wash it off with fresh water and then dry thoroughly before using.
- Give your ears a break. Do not listen to your speaker at high volumes for extended periods of time.
- Please recycle or dispose of your speaker properly based on the laws and rules of your municipality.

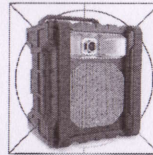


### Important Safety Precautions & Battery Information

- Do not allow children or the infirm to play with your speaker without adult supervision.
- Do not expose your speaker to excessive heat, flames or fire.
- Always press all buttons carefully. Do not mishandle your speaker.
- Do not use in extremely dry environments, as this can lead to static discharge during usage.
- Do not expose your speaker to temperatures above 40°C. Keep out of direct sunlight.
- Do not attempt to repair this product yourself. Contact a qualified service center if your speaker is in need of service.
- Do not drop, puncture or expose your speaker to excessive trauma.
- Your speaker is not intended for commercial use.
- Do not place near objects that generate a strong magnetic field.
- Unplug this device when not in use for long periods of time or during lightning storms.
- The device is equipped with an integrated lithium ion battery. The battery cannot be replaced. Do not attempt to remove the battery from the device.
- The battery used in this device may present a risk of fire or chemical burn if mistreated.

# SONIC BOOM

WATERPROOF PARTY SPEAKER



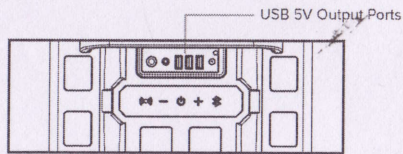
Quick Start Guide

Item # IMT802



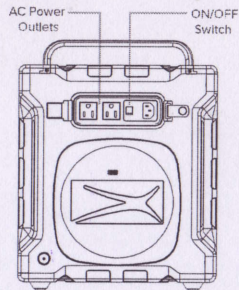
## Using Your Speaker to Charge USB Devices

The Sonic Boom speaker can be used to charge most smartphones and other electronic devices that plug into a USB port for charging. Plug one end of your device's charging cable into your device and plug the other end into any of the USB 5V Output ports on your Sonic Boom (you will need to open the waterproof cover). The Sonic Boom does not need to be plugged in to a power outlet in order to charge your electronic devices through the USB output ports, however, its battery life will decrease until the next time you recharge it. Three different USB powered devices can be charged at once!



## Using Your Speaker to Power Devices that have an AC Adapter Plug

The Sonic Boom speaker can also be used to power devices that plug into an AC power outlet for power. Plug your device's AC power plug into either of the AC Power Outlets on the rear of your Sonic Boom (you will need to open the waterproof cover). Note that the the Sonic Boom needs to be plugged in to either an AC or DC power outlet in order to power your electronic devices and the ON/OFF switch needs to be in the ON position. Two different AC powered devices can be charged at once!



### Important Warning

Your speaker has the following charging specifications:

**AC INPUT** (Wall Power): 100 ~ 120V 50 / 60 Hz (1050W)  
**AC OUTPUT:** 100 ~ 120V 50 / 60 Hz (MAX 1000W COMBINED)

Be sure that when powering one or two devices using your speaker's AC Power Outlets, that the devices do not exceed 1000 total watts. Failure to heed this warning can result in damage to your devices and/or personal injury. Please take caution.

## Altec Lansing One Year Warranty Card

This warranty covers the original consumer purchaser only and is not transferable.

This warranty covers products that fail to function properly UNDER NORMAL USAGE, due to defects in material or workmanship. Your product will be repaired or replaced at no charge for parts or labor for a period of one year.

### What Is Not Covered by Warranty

Damages or malfunctions not resulting from defects in material or workmanship and damages or malfunctions from other than normal use, including but limited to, repair by unauthorized parties, tampering, modification or accident.

### To Obtain Warranty Service and Troubleshooting information:

Call 1-855-292-4087 or Visit our website at [www.alteclansing.com](http://www.alteclansing.com).

To receive Warranty service along with the name and address of an authorized product service center, the original consumer purchaser must contact us for problem determination and service procedures. Proof of purchase in the form of a bill of sale or receipted invoice, evidencing that the Product is within the applicable Warranty period(s), MUST be presented in order to obtain the requested service. It is your responsibility to properly package and send any defective products along with a dated copy of proof of purchase, a written explanation of the problem, and a valid return address to the authorized service center at your expense. Do not include any other items or accessories with the defective product. Any products received by the authorized service center that are not covered by warranty will be returned unrepaired.

**NO WARRANTIES, WHETHER EXPRESS OR IMPLIED, INCLUDING, BUT NOT LIMITED TO, ANY IMPLIED WARRANTIES OF MERCHANTABILITY OR FITNESS FOR A PARTICULAR PURPOSE, OTHER THAN THOSE EXPRESSLY DESCRIBED ABOVE SHALL APPLY. DISTRIBUTOR FURTHER DISCLAIMS ALL WARRANTIES AFTER THE EXPRESS WARRANTY PERIOD STATED ABOVE. NO OTHER EXPRESS WARRANTY OR GUARANTY GIVEN BY ANY PERSON, FIRM OR ENTITY WITH RESPECT TO THE PRODUCT SHALL BE BINDING ON DISTRIBUTOR. REPAIR, REPLACEMENT, OR REFUND OF THE ORIGINAL PURCHASE PRICE - AT DISTRIBUTOR'S SOLE DISCRETION -ARE THE EXCLUSIVE REMEDIES OF THE CONSUMER. IN NO EVENT WILL DISTRIBUTOR, ITS MANUFACTURERS, OR SAKAR INT. BE LIABLE FOR ANY INCIDENTAL, DIRECT, INDIRECT, SPECIAL, PUNITIVE OR CONSEQUENTIAL DAMAGES (SUCH AS, BUT NOT LIMITED TO, DAMAGES FOR LOSS OF PROFITS, BUSINESS, SAVINGS, DATA OR RECORDS) CAUSED BY THE USE, MISUSE OR INABILITY TO USE THE PRODUCT. EXCEPT AS STATED HEREIN, NO OTHER WARRANTIES SHALL APPLY. NOTWITHSTANDING THE FOREGOING, CONSUMER'S RECOVERY AGAINST DISTRIBUTOR SHALL NOT EXCEED THE PURCHASE PRICE OF THE PRODUCT SOLD BY DISTRIBUTOR. THIS WARRANTY SHALL NOT EXTEND TO ANYONE OTHER THAN THE ORIGINAL CONSUMER WHO PURCHASED THE PRODUCT AND IS NOT TRANSFERABLE.**

**Some countries, states or provinces do not allow the exclusion or limitation of incidental or consequential damages or allow limitations on warranties, so limitation or exclusions may not apply to you. This warranty gives you specific legal rights, and you may have other rights that vary from state to state or province to province. Contact your authorized retailer to determine if another warranty applies. This product is manufactured, distributed and sold by SAKAR International, Inc. All other trademarks are the property of the respective owner, who has not sponsored, endorsed or approved this product.**

This device complies with part 15 of the FCC rules. Operation is subject to the following two conditions: (1) this device may not cause harmful interference, and (2) this device must accept any interference received, including interference that may cause undesired operation.

Caution: changes or modifications not expressly approved by the party responsible for compliance could void the user's authority to operate the equipment.

NOTE: This equipment has been tested and found to comply with the limits for a Class B digital device, pursuant to Part 15 of the FCC Rules. These limits are designed to provide reasonable protection against harmful interference in a residential installation. This equipment generates. Uses and can radiate radio frequency energy and, if not installed and used in accordance with instructions. May cause harmful interference to radio or television reception, which can be

determined by turning the equipment off and on, the user is encouraged to try to correct the interference by one or more of the following measures:

- Reorient or relocate the receiving antenna.
- Increase the separation between the equipment and receiver.
- Connect the equipment into an outlet on a circuit different from that to which the receiver is connected.
- Consult the dealer or experienced radio/ TV technician for help.



100 Foot  
BLUETOOTH  
RANGE



50 HOURS OF PLAY TIME  
WITHOUT A RECHARGE

### Technical Support

For technical support issues please visit our website at [www.alteclansing.com](http://www.alteclansing.com). You can find manuals, software and FAQ's at the website. Can't find what you are looking for? Call 1-855-292-4087 to access our technical support information on the phone.

