

BOOMJACKET

RUGGED BLUETOOTH SPEAKER

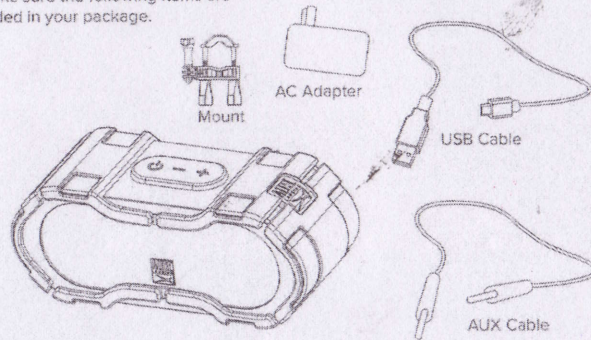


Quick Start Guide

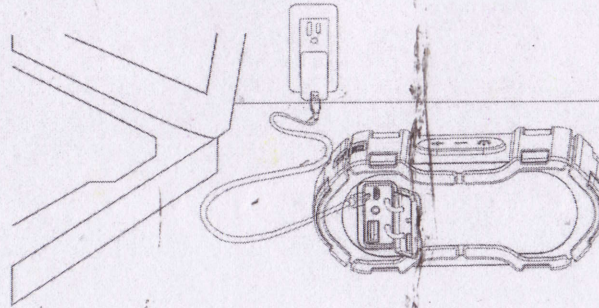
Item # IMW576



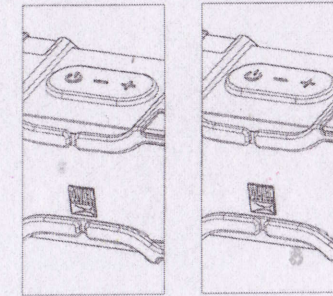
1. Make sure the following items are included in your package.



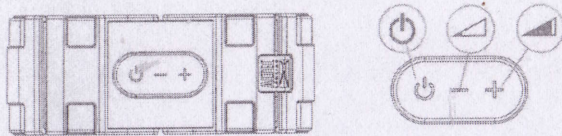
2. Connect the included USB Cable to the included AC Adapter to charge your speaker's internal battery. A full charge takes approximately 4 hours.



3. **Charging:** When charging, an orange LED light will illuminate. The orange light will turn off when your unit is fully charged.

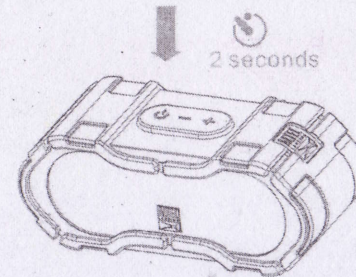


4. For a look at the various buttons on your speaker, view the graphic below.



Power On / Off.....	Hold for 2 second
Play / Pause.....	Press
Volume Up / Down.....	Press + or -
Disconnect device.....	Press + and - for 4 seconds
Battery status.....	Press and +
Voice Control.....	Press 2 times
Answer / End call.....	Press

5. To power on your speaker, press and hold the "" ON/OFF button for about two seconds.

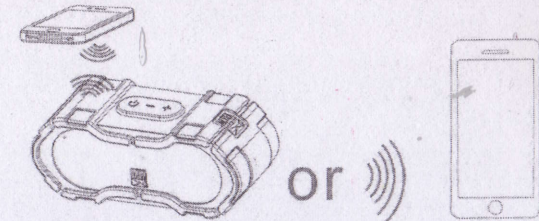


Once powered on, you will hear your speaker audibly say "Powering ON welcome to Altec Lansing."

Pairing the Speaker Using NFC

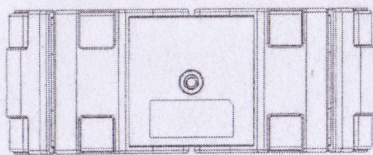
With Near Field Communication (NFC), you can easily pair and connect your speaker to your compatible device. Just hold your NFC enabled device directly against the wireless check in spot on your speaker.

Power on your speaker. Go to the Bluetooth Manager of your Bluetooth device. Search Bluetooth devices and select "BODMJACKET" to start connecting.

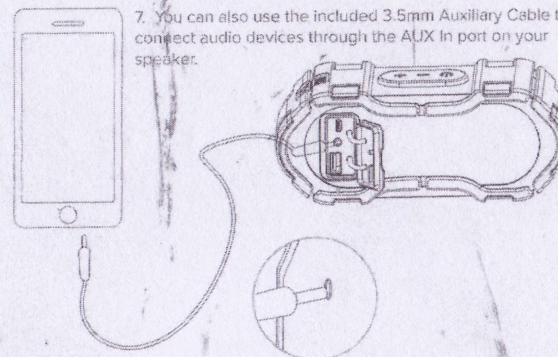


Once paired, you will hear your speaker audibly say: "You are now paired, enjoy."

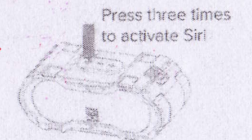
6. On the underside of your speaker is a 1/4" mounting head. You can use this to attach your speaker to any standard tripod or similar device that has a 1/4" tripod mount screw.



7. You can also use the included 3.5mm Auxiliary Cable to connect audio devices through the AUX In port on your speaker.



8. If your speaker is paired with an iOS device that is capable of running the Siri audio personal assistant application, you can use your speaker to activate Siri. To do so press the power button "" 3 times.



Technical Support

For technical support issues please visit our website at www.alteclansing.com. You can find manuals, software and FAQ's at the website. Can't find what you are looking for? Call 1-855-292-4087 to contact a technical support agent on the phone.

BOOMJACKET

RUGGED BLUETOOTH SPEAKER

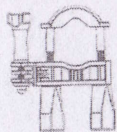


Quick Start Guide

Item # IMW576



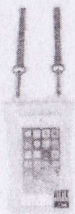
Bonus Parts and Accessories: The following bonus parts and accessories are also included in your package.



Mount

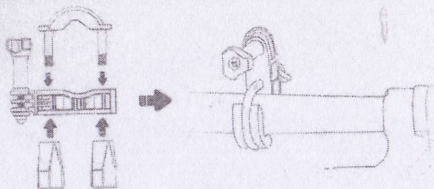


Wrench



Waterproof Phone Case

Using the Mount: The included mounting bracket allows you to attach your speaker to cylinder shaped surfaces such as the handle bars of a bicycle or ATV, or the rails on a yacht. This bracket comes unassembled. To use it, first attach the pieces as shown below. Next connect your speaker by screwing it into your speaker's tripod mount, and then attach the bracket to a suitable surface. Use the included wrench to help you loosen or tighten when necessary.



Using the Waterproof Phone Case: Also included is a waterproof phone case. You can use this case to keep your phone safe from water or moisture while streaming music to your speaker.

IMPORTANT WARNINGS:

-Do not expose your waterproof case to hot water of temperatures 35°C (95°F) or higher.

-Before using your waterproof case with your phone or other electronic appliance, test it with a small piece of paper or sponge to be absolutely sure that the seals have not been damaged or compromised in any way. We are not responsible for any damages to your electronic device caused by improper use or failure to test your case thoroughly.

-Be extra careful when removing your phone from the case in order to avoid having water come in contact with your phone.

Altec Lansing One Year Warranty Card

This warranty covers the original consumer purchaser only and is not transferable.

This warranty covers products that fail to function properly UNDER NORMAL USAGE, due to defects in material or workmanship. Your product will be repaired or replaced at no charge for parts or labor for a period of one year.

What Is Not Covered by Warranty

Damages or malfunctions not resulting from defects in material or workmanship and damages or malfunctions from other than normal use, including but limited to, repair by unauthorized parties, tampering, modification or accident.

To Obtain Warranty Service and Troubleshooting information:

Call 1-855-292-4087 or Visit our website at www.alteclansing.com.

To receive Warranty service along with the name and address of an authorized product service center, the original consumer purchaser must contact us for problem determination and service procedures. Proof of purchase in the form of a bill of sale or receipted invoice, evidencing that the Product is within the applicable Warranty period(s), MUST be presented in order to obtain the requested service. It is your responsibility to properly package and send any defective products along with a dated copy of proof of purchase, a written explanation of the problem, and a valid return address to the authorized service center at your expense. Do not include any other items or accessories with the defective product. Any products received by the authorized service center that are not covered by warranty will be returned unrepaid.

NO WARRANTIES, WHETHER EXPRESS OR IMPLIED, INCLUDING, BUT NOT LIMITED TO, ANY IMPLIED WARRANTIES OF MERCHANTABILITY OR FITNESS FOR A PARTICULAR PURPOSE, OTHER THAN THOSE EXPRESSLY DESCRIBED ABOVE SHALL APPLY. DISTRIBUTOR FURTHER DISCLAIMS ALL WARRANTIES AFTER THE EXPRESS WARRANTY PERIOD STATED ABOVE. NO OTHER EXPRESS WARRANTY OR GUARANTEE GIVEN BY ANY PERSON, FIRM OR ENTITY WITH RESPECT TO THE PRODUCT SHALL BE BINDING ON DISTRIBUTOR. REPAIR, REPLACEMENT, OR REFUND OF THE ORIGINAL PURCHASE PRICE - AT DISTRIBUTOR'S SOLE DISCRETION - ARE THE EXCLUSIVE REMEDIES OF THE CONSUMER. IN NO EVENT WILL DISTRIBUTOR, ITS MANUFACTURERS, OR SAKAR INT. BE LIABLE FOR ANY INCIDENTAL, DIRECT, INDIRECT, SPECIAL, PUNITIVE OR CONSEQUENTIAL DAMAGES (SUCH AS, BUT NOT LIMITED TO, DAMAGES FOR LOSS OF PROFITS, BUSINESS, SAVINGS, DATA OR RECORDS) CAUSED BY THE USE, MISUSE OR INABILITY TO USE THE PRODUCT. EXCEPT AS STATED HEREIN, NO OTHER WARRANTIES SHALL APPLY. NOTWITHSTANDING THE FOREGOING, CONSUMER'S RECOVERY AGAINST DISTRIBUTOR SHALL NOT EXCEED THE PURCHASE PRICE OF THE PRODUCT SOLD BY DISTRIBUTOR. THIS WARRANTY SHALL NOT EXTEND TO ANYONE OTHER THAN THE ORIGINAL CONSUMER WHO PURCHASED THE PRODUCT AND IS NOT TRANSFERABLE.

Some countries, states or provinces do not allow the exclusion or limitation of incidental or consequential damages or allow limitations on warranties, so limitation or exclusions may not apply to you. This warranty gives you specific legal rights, and you may have other rights that vary from state to state or province to province. Contact your authorized retailer to determine if another warranty applies. This product is manufactured, distributed and sold by SAKAR International, Inc. All other trademarks are the property of the respective owner, who has not sponsored, endorsed or approved this product.

This device complies with part 15 of the FCC rules. Operation is subject to the following two conditions: (1) this device may not cause harmful interference, and (2) this device must accept any interference received, including interference that may cause undesired operation.

Caution: changes or modifications not expressly approved by the party responsible for compliance could void the user's authority to operate the equipment.

NOTE: This equipment has been tested and found to comply with the limits for a Class B digital device, pursuant to Part 15 of the FCC Rules. These limits are designed to provide reasonable protection against harmful interference in a residential installation. This equipment generates, uses and can radiate radio frequency energy and, if not installed and used in accordance with instructions, may cause harmful interference to radio or television reception, which can be determined by turning the equipment off and on, the user is encouraged to try to correct the interference by one or more of the following measures:

- Reorient or relocate the receiving antenna.
- Increase the separation between the equipment and receiver.
- Connect the equipment into an outlet on a circuit different from that to which the receiver is connected.
- Consult the dealer or experienced radio/TV technician for help.

FCC Radiation Exposure Statement:

This equipment complies with FCC radiation exposure limits set forth for an uncontrolled environment.

This transmitter must not be co-located or operating in conjunction with any other antenna or transmitter.