

# HCN NAVIGATOR Quick Start Guide

## HCN Oxygen 101s Ultra


This quick start guide helps you to start using your device properly.

### Tablet Description



1. Volume +/-

2. On/Off



**3. Pogo-Pin port**

**6. Headphone**

**9. Reset**

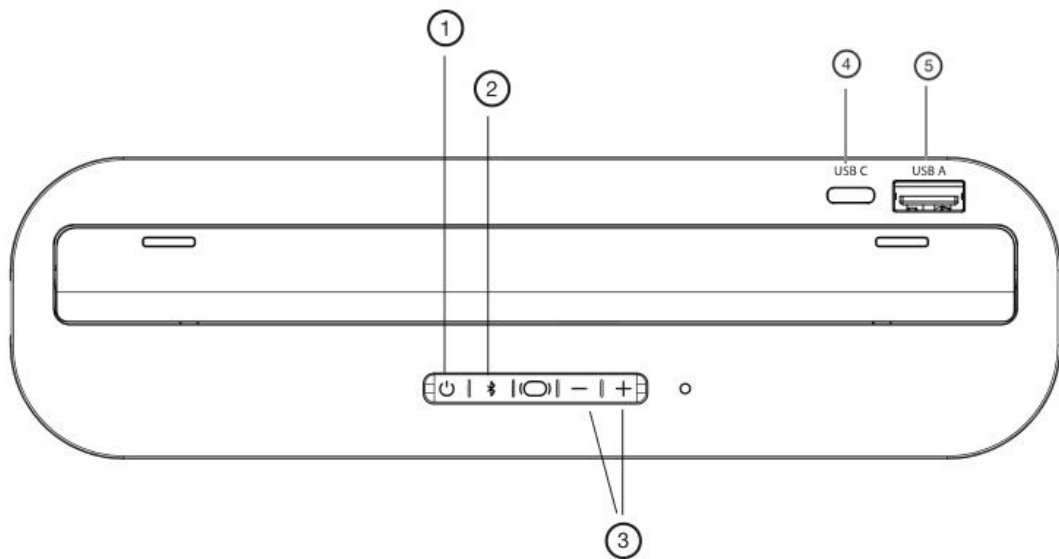
**4. USB Type C**

**7. Micro SD**

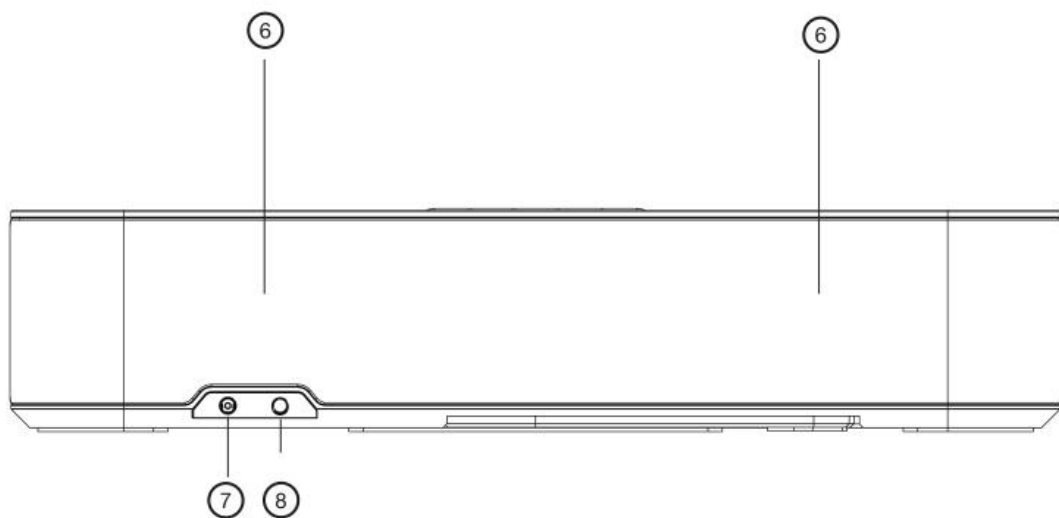
**5. Camera**

**8. Loudspeaker**

## HCN Dock Description



1. On/Off      2. Bluetooth pairing      3. Volume+/-      4. Type-C port (charging only)  
5. USB A port (charging only)



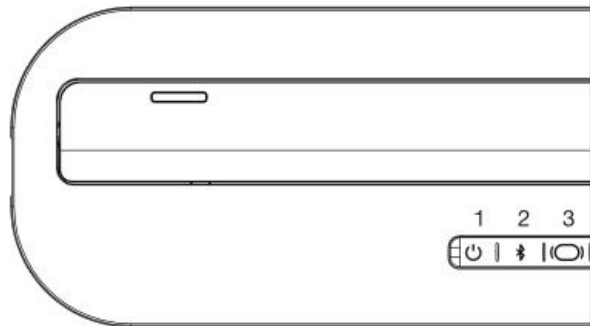
6. Loudspeaker      7. Power      8. Audio in

## Getting started with the dock

① Short Press: Play/Pause ; Long Press: ON/OFF

② + ③ : **Reset**

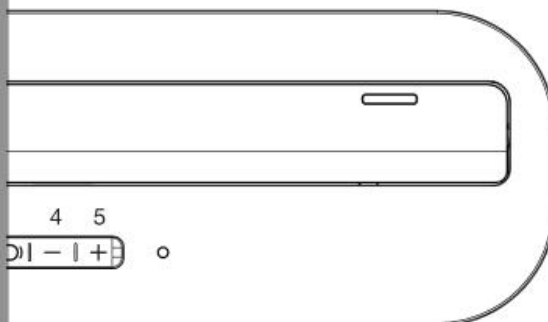
Long press ②, until the white light flashes rapidly, and release ② and Long press ③ to do reset



③

Short Press: Google Assistant

④ Short Press: Volume -  
Long Press: Previous song



⑤ Short Press: Volume +  
Long Press: Next song

## **Main Specification**

CPU: Unisoc T606, Octa-core Arm Cortex-A75(1.6GHz)+A55(1.6GHz)

GPU: Mali-G57-3EE@750MHz

OS: Android 13

DDR: 4GB

Memory: 64GB

LCD Size: 10.1 inches

LCD Resolution: 1920\*1200 IPS

Camera: Rear 5M

WiFi: 802.11 a/b/g/n/ac

Bluetooth: BT5.0

USB Type A: 5V/2A

USB Type C: 5V/2A

Charger: 19V~3A

## **FCC Caution:**

Any changes or modifications not expressly approved by the party responsible for compliance could void the user's authority to operate this equipment.

This device complies with Part 15 of the FCC Rules. Operation is subject to the following two conditions:

- (1) This device may not cause harmful interference, and
- (2) this device must accept any interference received, including interference that may cause undesired operation.

This Product meets the government's requirements for exposure to radio waves. The guidelines are based on standards that were developed by independent scientific organizations through periodic and thorough evaluation of scientific studies. The standards include a substantial safety margin designed to assure the safety of all persons regardless of age or health.

FCC RF Exposure Information and Statement the SAR limit of USA (FCC) is 1.6 W/kg averaged over one gram of this Device HCNA101SOXYUL (FCC ID: SOV-HCNA101SOXYUL) has been tested against this SAR limit. SAR information on this device can be viewed on-line at <http://www.fcc.gov/oet/ea/fccid/>. Please use the device FCC ID number for search. This device was tested for typical operations 0mm from the body. To maintain compliance with FCC RF exposure requirements, 0mm separation distance should be maintained to the user's bodies.

## **SAR Value of this device:**

After the laboratory measurements, when it is kept 0mm from your body, the SAR values for this device are:

0.787W/kg

**NOTE:**

This equipment has been tested and found to comply with the limits for a Class B digital device, pursuant to Part 15 of the FCC Rules. These limits are designed to provide reasonable protection against harmful interference in a residential installation. This equipment generates, uses and can radiate radio frequency energy and, if not installed and used in accordance with the instructions, may cause harmful interference to radio communications.

However, there is no guarantee that interference will not occur in a particular installation.

If this equipment does cause harmful interference to radio or television reception, which can be determined by turning the equipment off and on, the user is encouraged to try to correct the interference by one or more of the following measures:

- Reorient or relocate the receiving antenna.
- Increase the separation between the equipment and receiver.
- Connect the equipment into an outlet on a circuit different from that to which the receiver is connected.
- Consult the dealer or an experienced radio/TV technician for help.