
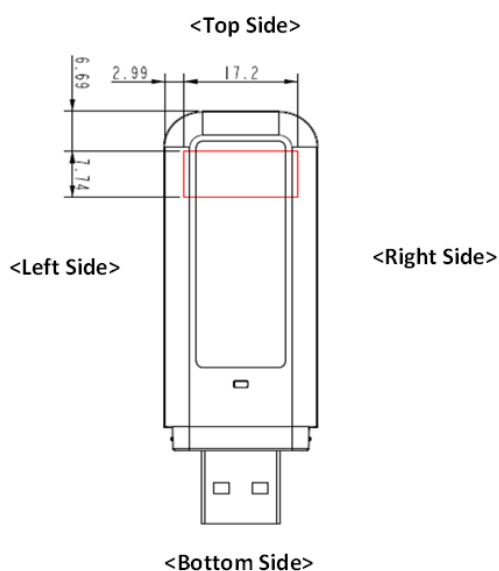


SAR Test Report

<Photographs of EUT>



<Antenna Location>








<EUT Front View>

The separation distance for antenna to edge:

Antenna	To Top Side (mm)	To Bottom Side (mm)	To Left Side (mm)	To Right Side (mm)
WLAN / BT	6.69	56.67	2.99	2.99

SAR Test Report

<Photographs of SAR Setup>

	
<p>USB Horizontal Up at 5 mm</p>	<p>USB Horizontal Down at 5 mm</p>
	
<p>USB Vertical Front at 5 mm</p>	<p>USB Vertical Back at 5 mm</p>
	
<p>USB Tip at 5 mm</p>	

Note:

1. The purpose of wiring on EUT is Tx setup.
2. Due to there is no overlap where the wire connected on EUT and radio hotspot, it doesn't impact the SAR for the modification of EUT.

SAR Test Report

<Internal photo of the EUT>

