

APPENDIX 3: Photographs of test setup

Radiated Spurious Emission




Photo 1




Photo 2

Worst Case Position

**Above 1GHz (Horizontal: Z-axis/ Vertical:X-axis)
Below 1GHz (Horizontal: X-axis/ Vertical:X-axis)**

X-axis



Y-axis



Z-axis



Antenna Terminal Conducted Tests




Photo 1

End of Report