

APPENDIX 3: Photographs of test setup

Conducted Emission




Photo 1




Photo 2

Radiated Spurious Emission
Below 1 GHz



Photo 1




Photo 2

UL Japan, Inc.

Ise EMC Lab.

4383-326 Asama-cho, Ise-shi, Mie-ken 516-0021 JAPAN

Telephone : +81 596 24 8999

Facsimile : +81 596 24 8124

Radiated Spurious Emission
Above 1 GHz




Photo 1




Photo 2

UL Japan, Inc.

Ise EMC Lab.

4383-326 Asama-cho, Ise-shi, Mie-ken 516-0021 JAPAN

Telephone : +81 596 24 8999

Facsimile : +81 596 24 8124

Worst Case Position


Below 1 GHz (Horizontal: X-axis/ Vertical: X-axis)

Above 1 GHz (Horizontal: X-axis/ Vertical: Y-axis)


X-axis



Y-axis



Z-axis



End of Report