





User Manual PS2 RF JOYPAD

1..Features:

- a. Compatible with PS/Psone/PS2
- b. ANALOG/DIGITAL
- c. Adopt 2.4GHz RF technology, lower delay, handle well.
- d. Auto connect, no need excess operate
- f. Lower power wasting
- g. Joint shows
- h. Vibration ON/OFF function.

2. Instruction:

- 1.) Connect power of console, TV and AV cable correctly, insert the receiver of RF JOYPAD into port of PS2 console. Turn on the power and press the switch at the side of joypad
- 2.) Here, RF JOYPAD turn in the working state, receiver of RF joypad begin check transmitted signal. If the receiver can be checked the signal, then indicator light of the receiver will be on ; if the receiver can not checked the signal or signal is very weakly, then indicator light of receiver will be flash.(if a lot of RF JOYPAD used at the same time, RF JOYPAND and receiver can be auto-check, that is to say, a RF JOYPAD be qualified with a receiver and don't disturb. if you draw off the receiver, then can be lose original record, turn on the power again, they will be redistribute .
- 3.) MODE KEY of joypad are corresponding with orange LED (mode switch key), have ANALOG, DIGITAL models. (in order to save power, press "ANALOG", indicator light crush out after 5 seconds, press "DIGITAL" , indicator light crush out after 3 seconds.
- 4.) Functions of    , the left of "+" with L1,L2,R1,R2, the left of 3D,the right of 3D and SELECT,START same as PS2 JOYPAD.
- 5.) During the course of playing, Please press the "VIBRATE" switch on the JOYPAD if you need not the vibration effect, Here vibrate off (the indicator light crush out after flash one time); if you want renew vibration, please press again, then vibrate on (indicator light is on, then crush out after 5 seconds)
- 6.) SLEEP and WAKEN:
Because this JOYPAD adopt battery to supply power, For prolong longevity of battery, joypad will be enter sleep estate in the 2 minute without press any keys and 3D joystick have not extent of swag , In the sleep estate, press any key (Mode, Select, L3, R3, Start, Up, Right, Down, Left, L2, R2, L1, Triangle, Circle, Fork, Square)can be waken joypad, but Stick did not waken joypad.

3. POWER WASTING (only for reference)

- 1.) Port of receiver:
 - a.) searching state : 20mA
 - b.) working state: : 16mA
- 2.) Port of transmitter:
 - a.) searching state: 22mA
 - b.) working state: 15mA
 - c.) sleeping state: 160uA

Federal Communications Commission(FCC) Statement

This Equipment has been tested and found to comply with the limits for FCC, pursuant to Part 15 of the FCC rules. These limits are designed to provide reasonable protection against harmful interference in a residential installation. This equipment generates, uses and can radiate radio frequency energy and , if not installed and used in accordance with the instructions, may cause harmful interference to radio communications. However, there is no guarantee that interference will not occur in a particular installation. If this equipment does cause harmful interference to radio or television reception, which can be determined by turning the equipment off and on, the user is encouraged to try to correct the interference by one or more of the following measures:

Reorient or relocate the receiving antenna.

- Increase the separation between the equipment and receiver.**
- Connect the equipment into an outlet on a circuit different from that to which the receiver is connected.**

Consult the dealer or an experienced radio/TV technician for help.

You are cautioned that changes or modifications not expressly approved by the party responsible for compliance could void your authority to operate the equipment.