



**EXHIBIT 3- EXTERNAL PHOTOGRAPHS OF EUT  
ELECTRONICS TESTING  
EMC TEST FACILITY**

<b>TEST REPORT NUMBER</b>	QFM 2051CON383-4-A1
<b>TEST REPORT ISSUE DATE</b>	24 June 2021
<b>TEST REPORT VERSION</b>	1.01
<b>MANUFACTURER</b>	Pella Corporation
<b>EUT NAME</b>	Pella Insynctive Bridge
<b>EUT MODEL</b>	208B0000 V13
<b>CONDITION OF EUT WHEN RECEIVED</b>	Good
<b>ISSUED TO : NAME AND CONTACT INFORMATION OF CUSTOMER</b>	Pella Corporation, 102 Main St, Pella, IA 50219
<b>ISSUED BY : NAME AND ADDRESS OF TEST LABORATORY</b>	<b>Tarang: Product Qualification and Compliance Planet,</b> Wipro Limited, SJP2, Survey#70,77,78/8A, Dodda Kanelli, Sarjapur road, Bangalore. Karnataka. India - 560 035 Tel: +91-80-30292929 Fax: +91-80-30298200 Email: tarang-planet@wipro.com Web: <a href="http://www.wipro.com">www.wipro.com</a>



## AMENDMENT HISTORY

Amendment Number	Amendment Date	Author of Amendment	Previous Report Version	Previous Report Date
01	24-Jun-2021	Albin Antony	1.00	28-May-2021
<b>Amendment Details</b>	<ul style="list-style-type: none"><li>Serial number of the EUT (Board) which is, used for Normal operation and Continuous operation is, updated.</li><li>Model number updated as per the label from “208B0000” to 208B0000 V13.</li></ul>			



## TABLE OF CONTENTS

<b>1</b>	<b>TEST REPORT SUMMARY .....</b>	<b>6</b>
<b>2</b>	<b>GENERAL INFORMATION .....</b>	<b>7</b>
2.1	ACCREDITATION DETAILS .....	7
2.2	EXTERNAL PHOTOGRAPHS OF EUT AND ACCESSORIES .....	8



## LIST OF FIGURES

FIGURE 1: PHOTOGRAPH OF PELLA INSYNCTIVE BRIDGE- FULL VIEW ..... 8

FIGURE 2: PHOTOGRAPH OF USB CHARGER USED ALONG WITH EUT ..... 8

FIGURE 3: PHOTOGRAPH OF LAN TERMINATION USED DURING TESTING ..... 9

FIGURE 4: PHOTOGRAPH OF USB CHARGER USED ALONG WITH USB CABLE ..... 9

FIGURE 5: PHOTOGRAPH OF PELLA INSYNCTIVE BRIDGE-LENGTH ..... 10

FIGURE 6: PHOTOGRAPH OF PELLA INSYNCTIVE BRIDGE- DEPTH ..... 10

FIGURE 7: PHOTOGRAPH OF PELLA INSYNCTIVE BRIDGE- WIDTH ..... 11

FIGURE 8: PHOTOGRAPH OF PELLA INSYNCTIVE BRIDGE- MEASUREMENTS WITH ENCLOSURE ..... 11



---

## LIST OF TABLES

No table of figures entries found.



# 1 TEST REPORT SUMMARY

<b>Applicant</b>	Telekiness Systems & Solutions LLP
<b>Manufacturer</b>	Pella Corporation
<b>EUT Name</b>	Pella Insynctive Bridge
<b>EUT Model</b>	208B0000 V13
<b>EUT Serial Number</b>	CS-PELLA-P13-35 (Normal Operation mode) CS-PELLA-P13-26 (Continuous Operation mode)
<b>Date of receipt of test item</b>	18 December 2020
<b>EUT Category / Type of Equipment</b>	Wireless/Table top
<b>EUT Operating Voltage</b>	110VAC
<b>EUT Operating Frequency</b>	60Hz
<b>Center Frequency (Intentional radiator)</b>	433.9MHz
<b>RF output Power rating</b>	-2.2 dBm
<b>Date of Test</b>	18 December 2020 to 19 January 2021
<b>Venue of Test</b>	Tarang: Product Qualification and Compliance Planet-EMC




Applicable Standard	Applicable Test	Frequency range/ Class/ Test level	Applicable port	Results-Criterion
NA	NA	NA	NA	NA

*Note: Refer report number QFM 2051CON383-1-A3*

**Pella Insynctive Bridge** was tested by Tarang: Product Qualification and Compliance Planet as per the standards that are listed in the table above. Based on the observations during the test and interpretations by Tarang: Product Qualification and Compliance Planet, results have been indicated. The test results produced in this report shall apply only to the above sample that has been tested under the specific conditions and modes of testing as described in the report. Other similar equipment may not necessarily reproduce same result due to production tolerances and measurement uncertainties. Any measurement uncertainties listed in this report are for information purpose only.

The results shall stand invalid, in case there are any modifications / additions / removals to the hardware or software or end use atmosphere to the product tested. This report shall not be modified or in any way revised unless it is expressly permitted and endorsed by Tarang: Product Qualification and Compliance Planet, through a duly authorized representative. Particulars on Manufacturer / Supplier / Product configuration / performance criteria, given in this report, are based on the information given by the customer, along with test request. Tarang: Product Qualification and Compliance Planet does not assume any responsibility for the correctness of such information for the above mentioned equipment under test.

Customer acknowledges that this is a test report and not a certificate to gain market access for the product. To gain market access, Customer needs appropriate clearance from the Government or authorized agency for the target market. For markets that allow self-declaration, customer needs to follow the procedure defined by the target market.

Prepared by	Reviewed by	Approved by
		
<b>Saranya K</b> EMC Test Engineer	<b>Gopala Krishna M R</b> Lead EMC Test Engineer	<b>Albin Antony</b> Authorized Signatory

<b>Report Number</b>	QFM 2051CON383-4-A1	<b>EMC TEST REPORT</b>	<b>Page 6 of 11</b>
----------------------	---------------------	------------------------	---------------------

*This Report shall not be reproduced except in full without approval of the laboratory*



## 2 GENERAL INFORMATION

### 2.1 ACCREDITATION DETAILS

Following are the accreditation and listing details for Tarang: Product Qualification and Compliance Planet

Accreditation / Listing body	Registration / Company / Certificate Number
NABL, India	Certificate No: TC-5992 <a href="http://www.nabl-india.org/">http://www.nabl-india.org/</a>
Telecommunication Engineering Centre (TEC)	Certificate no: TEC/MRA/CAB/IND-D/7-II <a href="http://www.tec.gov.in/list-of-cabs-designated-by-india/">http://www.tec.gov.in/list-of-cabs-designated-by-india/</a>
American Association for Laboratory Accreditation	Certificate No: 5148.01 <a href="https://cabportal.touchstone.a2la.org/index.cfm?event=directory.index">https://cabportal.touchstone.a2la.org/index.cfm?event=directory.index</a>

## 2.2 EXTERNAL PHOTOGRAPHS OF EUT AND ACCESSORIES

Test Date	18 December 2020	TO	19 January 2021
-----------	------------------	----	-----------------




Figure 1: Photograph of Pella Insynctive Bridge- Full View



Figure 2: Photograph of USB Charger used along with EUT





**Figure 3: Photograph of LAN termination used during testing**



**Figure 4: Photograph of USB Charger used along with USB cable**



**Figure 5: Photograph of Pella Insynctive Bridge- Length**



**Figure 6: Photograph of Pella Insynctive Bridge- Depth**



**Figure 7: Photograph of Pella Insynctive Bridge- Width**



**Figure 8: Photograph of Pella Insynctive Bridge- Measurements with Enclosure**

**END OF REPORT**