


Labeling for UWPM


Label to be applied on the right side of the product




**UWPMM1UL2X**  
**WIRELESS MASTER GATEWAY**  
 SUPPLY : 24V  $\overline{\text{---}}$   $\pm 20\%$ , 100mA  
           115...240  $\sim$   $\pm 10\%$ , 50/60Hz, 25mA  
 FREQUENCY : US915MHz ISM band  
 OVERVOLTAGE CAT. II  
 SN: XXXXXXXXXXXXX




**CARLO GAVAZZI**

FCC ID: SNJWLM  
 IC: 7118D-WLM








RoHS

  
 MADE IN ITALY





CARLO GAVAZZI  
 CONTROLS SPA  
 VIA SAFFORZE 8, BELLUNO  
 IT-32100 ITALY  
 WWW.GAVAZZIAUTOMATION.COM

Labels to be applied on the frontal part of the product

A1 (+)  $\sim$   
 A2 (-)  $\sim$

HSBUS  
 GND A(-) B(+)  
 T

**UWPMM1UL2X**  
 SIN 255.255.255

**UWPMM1UL2X**  
 SIN 255.255.255

Label Location:

