

Annex 1: External EUT photographs
to
TEST REPORT
No.: 6-0171-12-5-2a_C1

According to:
FCC Regulations
Part §15.209, Part 22 & Part 24
IC-Regulations
RSS-132 Issue 2, RSS-133 Issue 5 &
RSS-Gen Issue 3

for

CARLO GAVAZZI CONTROLS SPA

**UNIVERSAL MOBILE MODEM FOR DATA COMMUNICATION
VMU-W**

*FCC ID: SNJUMMNAD
IC: 7118D-UMMNAD*








| Laboratory Accreditation and Listings | | | |
|--|---|---|---|
|  Deutsche Akkreditierungsstelle D-PL-12047-01-01 |  FEDERAL COMMUNICATIONS COMMISSION USA Reg. No.: 736496 MRA US-EU 0003 |  Industry Canada Reg. No.: 3462D-1 3462D-2 3462D-3 |  Reg. No.: R-2665, R-2666 C-2914, T-1967 G-301 |
|  LAB CODE 20011130-00 | |  | |
| accredited according to DIN EN ISO/IEC 17025 | | | |
| <p>CETECOM GmbH Laboratory Radio Communications & Electromagnetic Compatibility Im Teelbruch 116 • 45219 Essen • Germany Registered in Essen, Germany, Reg. No.: HRB Essen 8984 Tel.: + 49 (0) 20 54 / 95 19-954 • Fax: + 49 (0) 20 54 / 95 19-964 E-mail: info@cetecom.com • Internet: www.cetecom.com</p> | | | |


Table of contents

| | |
|---|----------|
| 1. PHOTOS OF EXTERNAL EUT AND AE'S | 3 |
|---|----------|


1. Photos of the external AE's




EUT (front, top and side view of external connector)




EUT (opposite side of external connector)




EUT (label view with serial communication bus socket, external connector right side)



EUT (top view)




EUT (bottom side)




AE 1 (Planar antenna)



AE 2(Stubby antenna)



AE 3 (serial communication bus cable)



AE 4 (AC/DC adapter for US power supply 110V/60 Hz)