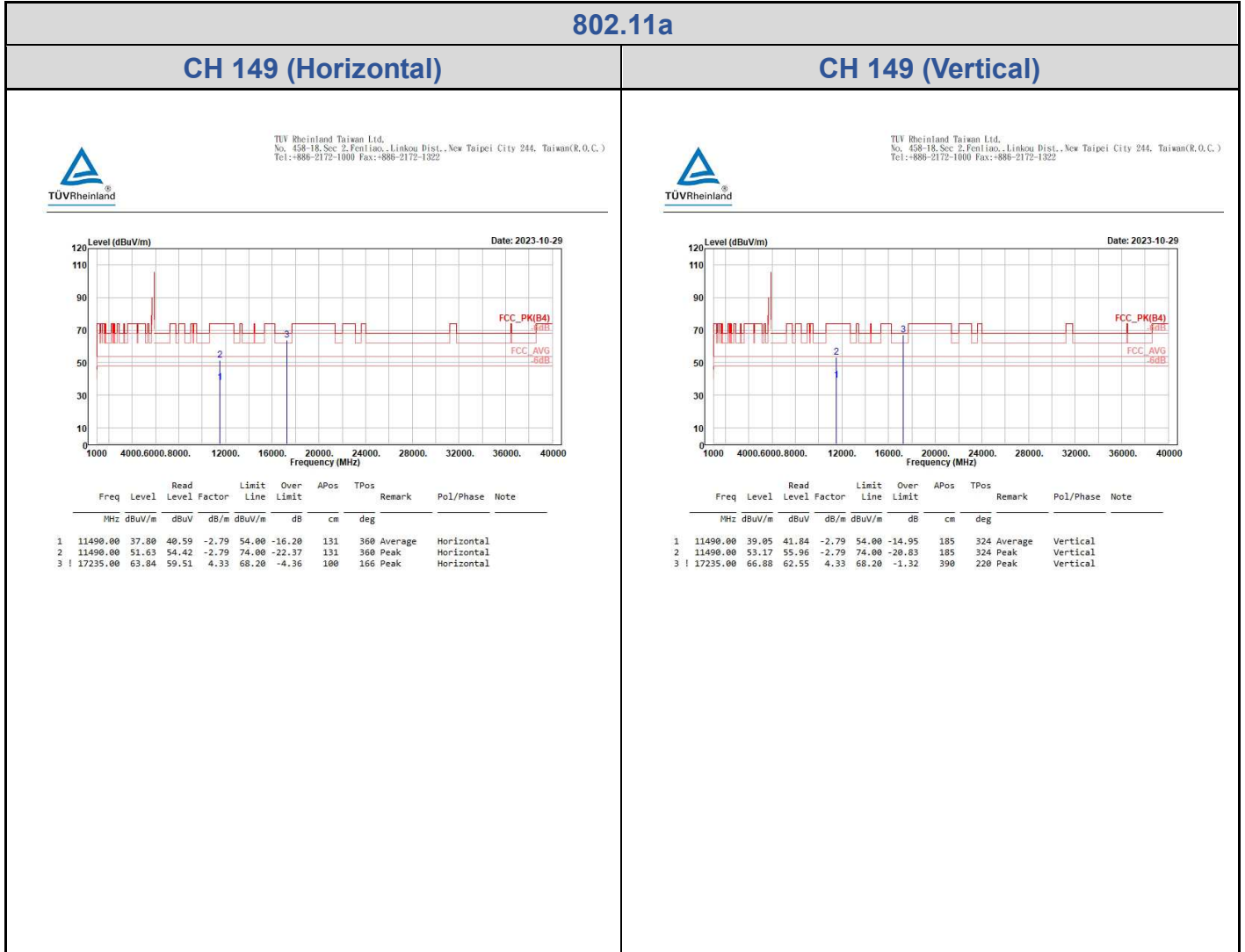
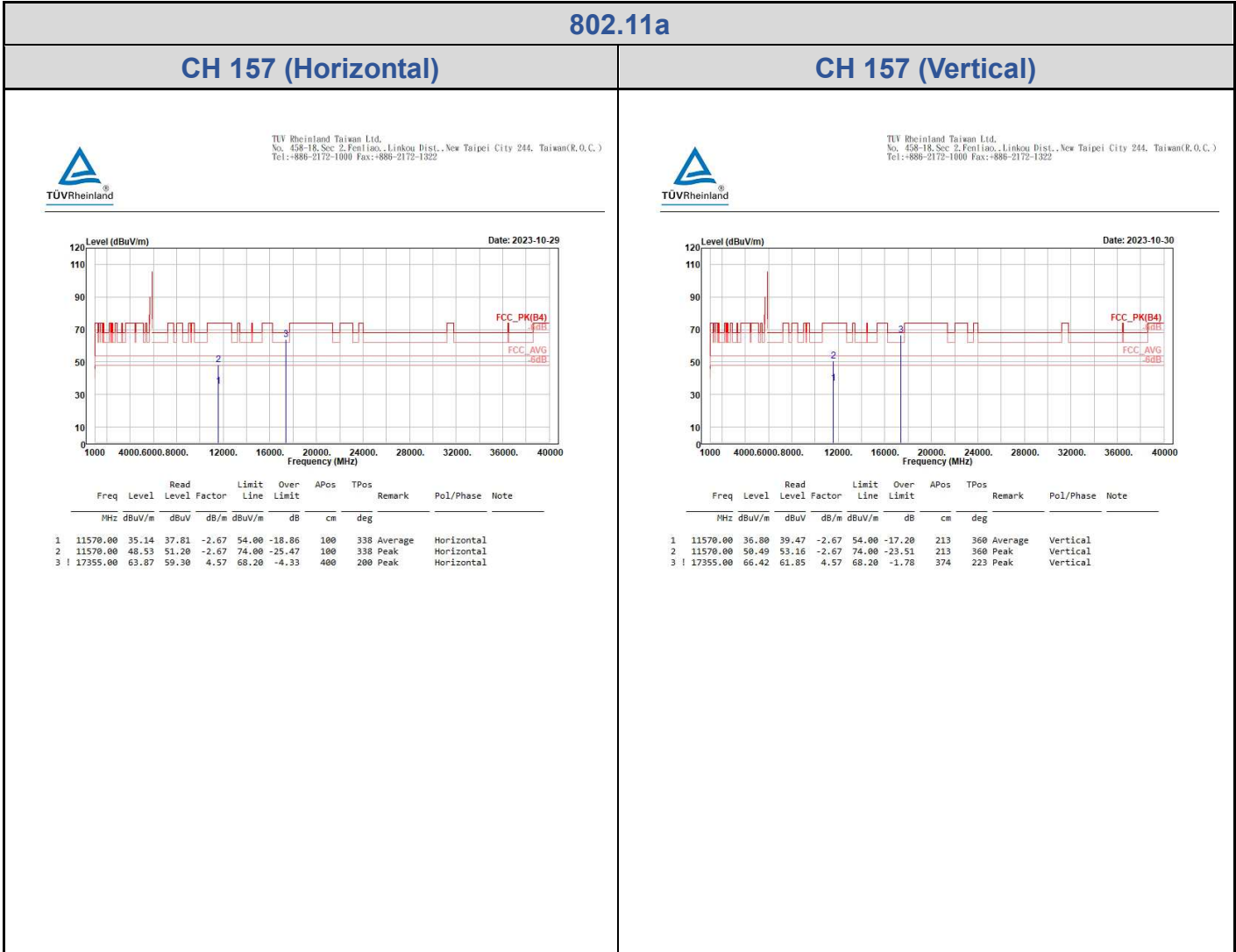
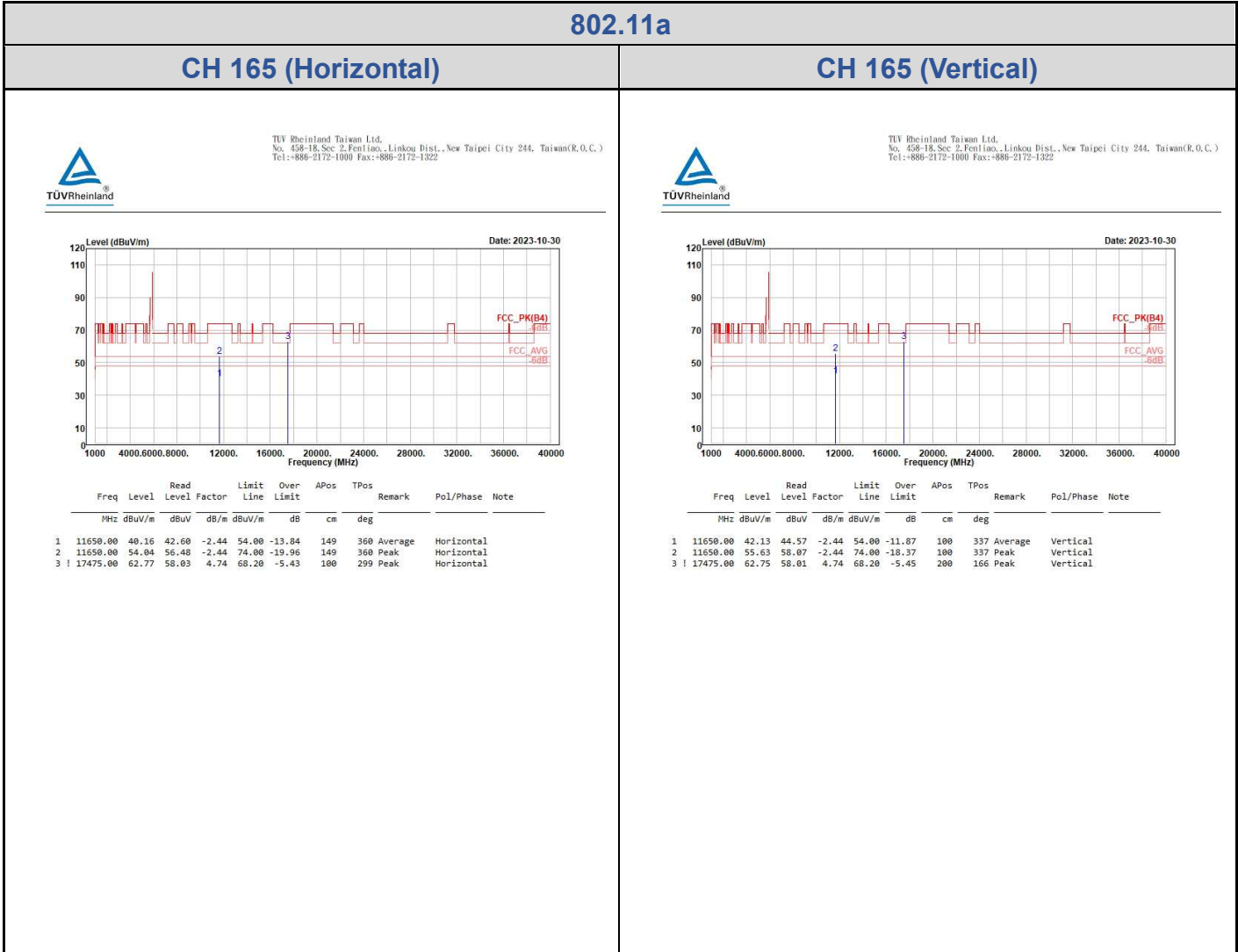


U-NII-3







802.11ac VHT20

CH 149 (Horizontal)

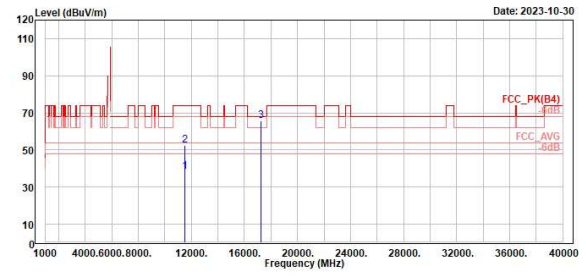
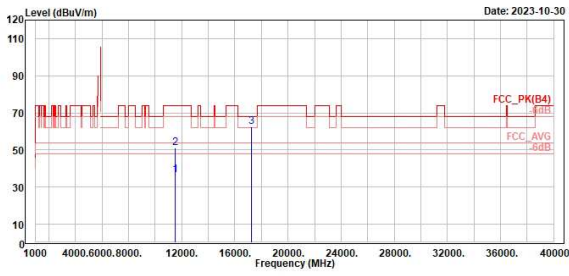
CH 149 (Vertical)



TÜV Rheinland Taiwan Ltd.  
No. 458-18, Sec 2, Fenliao, Linkou Dist., New Taipei City 244, Taiwan(R.O.C.)  
Tel: +886-2172-1000 Fax: +886-2172-1322



TÜV Rheinland Taiwan Ltd.  
No. 458-18, Sec 2, Fenliao, Linkou Dist., New Taipei City 244, Taiwan(R.O.C.)  
Tel: +886-2172-1000 Fax: +886-2172-1322



Freq	Level	Read Level	Factor	Limit Line	Over Limit	APos	TPos	Remark	Pol/Phase	Note
MHz	dBuV/m	dBuV	dB/m	dBuV/m	dB	cm	deg			
1	11490.00	36.60	39.39	-2.79	54.00	-17.40	139	360 Average	Horizontal	
2	11490.00	51.01	53.80	-2.79	74.00	-22.99	139	360 Peak	Horizontal	
3	17235.00	62.52	58.19	4.33	68.20	-5.68	100	166 Peak	Horizontal	

Freq	Level	Read Level	Factor	Limit Line	Over Limit	APos	TPos	Remark	Pol/Phase	Note
MHz	dBuV/m	dBuV	dB/m	dBuV/m	dB	cm	deg			
1	11490.00	38.34	41.13	-2.79	54.00	-15.66	200	332 Average	Vertical	
2	11490.00	52.37	55.16	-2.79	74.00	-21.63	200	352 Peak	Vertical	
3	17235.00	65.79	61.46	4.33	68.20	-2.41	366	221 Peak	Vertical	

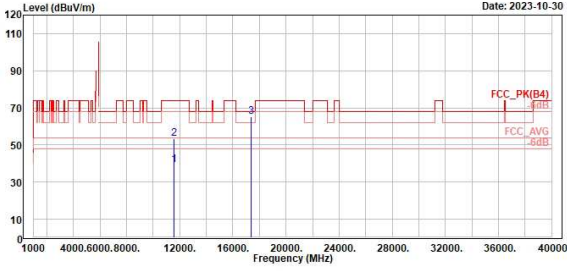
802.11ac VHT20

CH 157 (Horizontal)

CH 157 (Vertical)



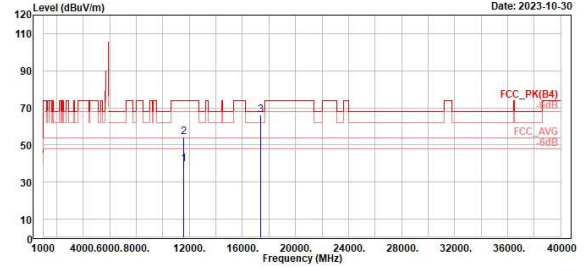
TÜV Rheinland Taiwan Ltd.  
No. 458-18, Sec 2, Fenliao, Linkou Dist., New Taipei City 244, Taiwan(R.O.C.)  
Tel: +886-2172-1000 Fax: +886-2172-1322



Freq	Level	Read Level	Factor	Limit Line	Over Limit	APos	TPos	Remark	Pol/Phase	Note
MHz	dBuV/m	dBuV	dB/m	dBuV/m	dB	cm	deg			
1	11578.00	39.33	42.00	-2.67	54.00	-14.67	100	346 Average	Horizontal	
2	11578.00	53.37	56.04	-2.67	74.00	-20.63	100	346 Peak	Horizontal	
3	17355.00	65.32	68.75	4.57	68.20	-2.88	400	202 Peak	Horizontal	



TÜV Rheinland Taiwan Ltd.  
No. 458-18, Sec 2, Fenliao, Linkou Dist., New Taipei City 244, Taiwan(R.O.C.)  
Tel: +886-2172-1000 Fax: +886-2172-1322



Freq	Level	Read Level	Factor	Limit Line	Over Limit	APos	TPos	Remark	Pol/Phase	Note
MHz	dBuV/m	dBuV	dB/m	dBuV/m	dB	cm	deg			
1	11578.00	39.86	42.53	-2.67	54.00	-14.14	300	6 Average	Vertical	
2	11578.00	54.47	57.14	-2.67	74.00	-19.53	300	6 Peak	Vertical	
3	17355.00	66.16	61.59	4.57	68.20	-2.04	400	162 Peak	Vertical	

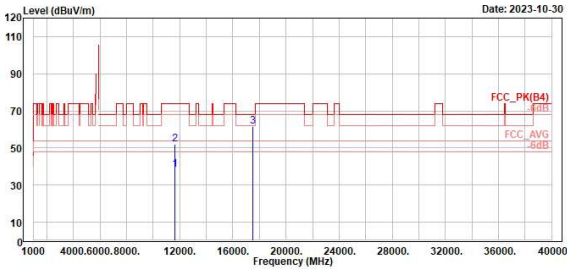
**802.11ac VHT20**

**CH 165 (Horizontal)**

**CH 165 (Vertical)**



TÜV Rheinland Taiwan Ltd.  
No. 458-18, Sec 2, Fenliao, Linkou Dist., New Taipei City 244, Taiwan(R.O.C.)  
Tel: +886-2172-1000 Fax: +886-2172-1322

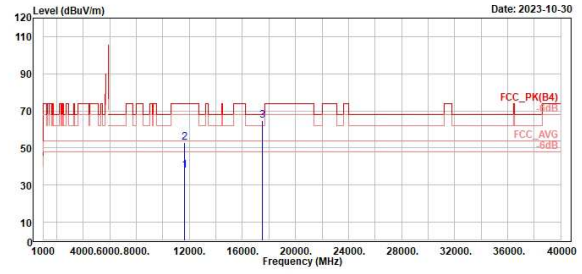


Date: 2023-10-30

Freq	Level	Read Level	Factor	Limit Line	Over Limit	APos	TPos	Remark	Pol/Phase	Note
MHz	dBuV/m	dBuV	dB/m	dBuV/m	dB	cm	deg			
1	11650.00	38.14	40.58	-2.44	54.00	-15.86	100	305 Average	Horizontal	
2	11650.00	52.15	54.59	-2.44	74.00	-21.85	100	305 Peak	Horizontal	
3	17475.00	61.40	56.66	4.74	68.20	-6.80	100	190 Peak	Horizontal	



TÜV Rheinland Taiwan Ltd.  
No. 458-18, Sec 2, Fenliao, Linkou Dist., New Taipei City 244, Taiwan(R.O.C.)  
Tel: +886-2172-1000 Fax: +886-2172-1322



Date: 2023-10-30

Freq	Level	Read Level	Factor	Limit Line	Over Limit	APos	TPos	Remark	Pol/Phase	Note
MHz	dBuV/m	dBuV	dB/m	dBuV/m	dB	cm	deg			
1	11650.00	37.98	40.42	-2.44	54.00	-16.02	100	68 Average	Vertical	
2	11650.00	52.77	55.21	-2.44	74.00	-21.23	100	68 Peak	Vertical	
3	17475.00	64.00	60.06	4.74	68.20	-3.40	395	219 Peak	Vertical	

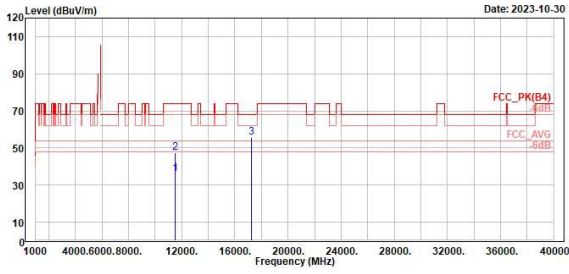
802.11ac VHT40

CH 151 (Horizontal)

CH 151 (Vertical)



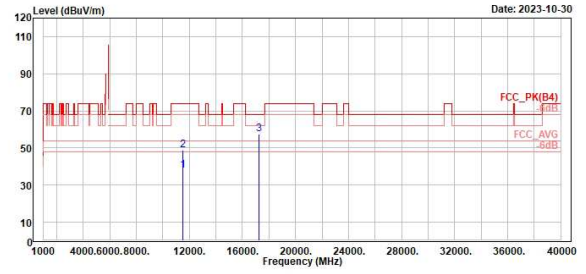
TÜV Rheinland Taiwan Ltd.  
No. 458-18, Sec 2, Fenliao, Linkou Dist., New Taipei City 244, Taiwan(R.O.C.)  
Tel: +886-2172-1000 Fax: +886-2172-1322



Freq	Level	Read Level	Factor	Limit Line	Over Limit	APos	TPos	Remark	Pol/Phase	Note
MHz	dBuV/m	dBuV	dB/m	dBuV/m	dB	cm	deg			
1	11510.00	36.01	38.77	-2.76	54.00	-17.99	110	360 Average	Horizontal	
2	11510.00	47.55	50.31	-2.76	74.00	-26.45	110	360 Peak	Horizontal	
3	17265.00	55.69	51.38	4.31	68.20	-12.51	100	166 Peak	Horizontal	



TÜV Rheinland Taiwan Ltd.  
No. 458-18, Sec 2, Fenliao, Linkou Dist., New Taipei City 244, Taiwan(R.O.C.)  
Tel: +886-2172-1000 Fax: +886-2172-1322



Freq	Level	Read Level	Factor	Limit Line	Over Limit	APos	TPos	Remark	Pol/Phase	Note
MHz	dBuV/m	dBuV	dB/m	dBuV/m	dB	cm	deg			
1	11510.00	37.91	40.67	-2.76	54.00	-16.09	200	328 Average	Vertical	
2	11510.00	48.69	51.45	-2.76	74.00	-25.31	200	328 Peak	Vertical	
3	17265.00	57.54	53.23	4.31	68.20	-10.66	200	243 Peak	Vertical	

802.11ac VHT40

CH 159 (Horizontal)

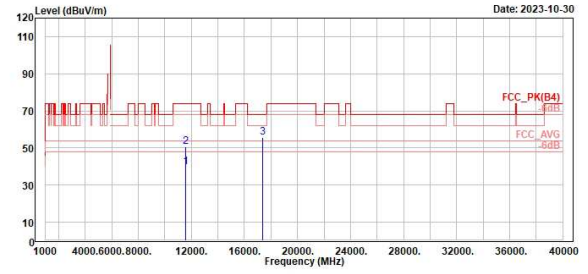
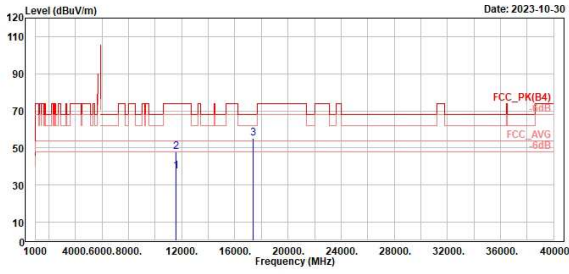
CH 159 (Vertical)



TÜV Rheinland Taiwan Ltd.  
No. 458-18, Sec 2, Fenliao, Linkou Dist., New Taipei City 244, Taiwan(R.O.C.)  
Tel: +886-2172-1000 Fax: +886-2172-1322



TÜV Rheinland Taiwan Ltd.  
No. 458-18, Sec 2, Fenliao, Linkou Dist., New Taipei City 244, Taiwan(R.O.C.)  
Tel: +886-2172-1000 Fax: +886-2172-1322



Freq	Level	Read Level	Factor	Limit	Over	APos	TPos	Remark	Pol/Phase	Note
MHz	dBuV/m	dBuV	dB/m	dBuV/m	dB	cm	deg			
1	11590.00	37.21	39.84	-2.63	54.00	-16.79	100	360 Average	Horizontal	
2	11590.00	48.10	50.73	-2.63	74.00	-25.90	100	360 Peak	Horizontal	
3	17385.00	55.12	50.40	4.72	68.20	-13.00	100	273 Peak	Horizontal	

Freq	Level	Read Level	Factor	Limit	Over	APos	TPos	Remark	Pol/Phase	Note
MHz	dBuV/m	dBuV	dB/m	dBuV/m	dB	cm	deg			
1	11590.00	39.49	42.12	-2.63	54.00	-14.51	100	324 Average	Vertical	
2	11590.00	50.49	53.12	-2.63	74.00	-23.51	100	324 Peak	Vertical	
3	17385.00	55.79	51.07	4.72	68.20	-12.41	400	164 Peak	Vertical	



802.11ac VHT80

CH 155 (Horizontal)

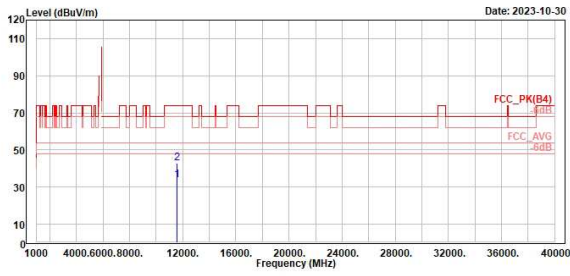
CH 155 (Vertical)



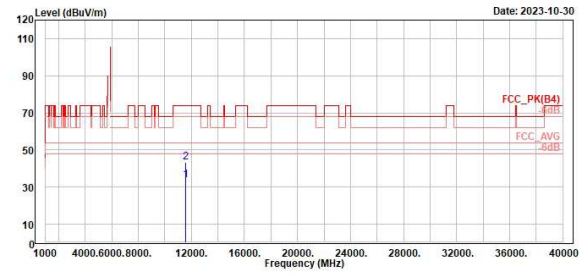
TÜV Rheinland Taiwan Ltd.  
No. 458-18, Sec 2, Fenliao, Linkou Dist., New Taipei City 244, Taiwan(R.O.C.)  
Tel: +886-2172-1000 Fax: +886-2172-1322



TÜV Rheinland Taiwan Ltd.  
No. 458-18, Sec 2, Fenliao, Linkou Dist., New Taipei City 244, Taiwan(R.O.C.)  
Tel: +886-2172-1000 Fax: +886-2172-1322



1	11550.00	33.82	36.52	-2.70	54.00	-20.18	100	108	Average	Horizontal	
2	11550.00	42.67	45.37	-2.70	74.00	-31.33	100	108	Peak	Horizontal	



1	11550.00	33.73	36.43	-2.70	54.00	-20.27	274	0	Average	Vertical	
2	11550.00	43.34	46.04	-2.70	74.00	-30.66	274	0	Peak	Vertical	

Mains Conducted Emission, 150kHz ~ 30MHz

Worst Band

(Line)

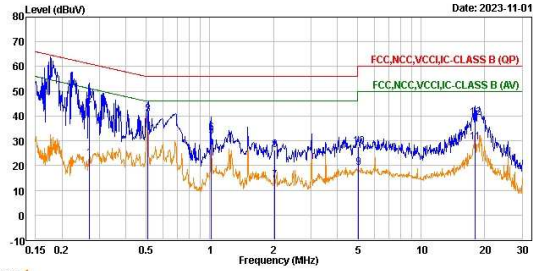
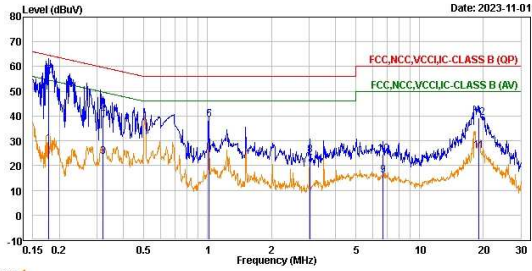
(Neutral)



TUV Rheinland Taiwan Ltd.  
No. 456-18, Sec. 2, Fongliiao, Linkou Dist., New Taipei City 244, Taiwan(R.O.C.)  
Tel: +886-2172-1000 Fax: +886-2172-1322



TUV Rheinland Taiwan Ltd.  
No. 456-18, Sec. 2, Fongliiao, Linkou Dist., New Taipei City 244, Taiwan(R.O.C.)  
Tel: +886-2172-1000 Fax: +886-2172-1322



Trace: 1

Line	Freq (MHz)	Level (dBuV)	Read Level (dBuV)	Level Factor (dB)	Limit Line (dBuV)	Over Limit (dB)	Remark	Pol/Phase	Note
1	0.18	28.61	19.02	9.59	54.55	-25.94	Average	line1	
2	0.18	56.31	46.72	9.59	64.55	-8.24	QP	line1	
3	0.32	23.58	13.99	9.59	49.67	-26.09	Average	line1	
4	0.32	40.40	30.81	9.59	59.67	-19.27	QP	line1	
5	1.01	38.60	28.99	9.61	46.00	-7.40	Average	line1	
6	1.01	38.75	29.14	9.61	56.00	-17.25	QP	line1	
7	3.03	20.49	10.84	9.65	46.00	-25.51	Average	line1	
8	3.03	24.15	14.50	9.65	56.00	-31.85	QP	line1	
9	6.73	16.15	6.47	9.68	50.00	-33.85	Average	line1	
10	6.73	24.51	14.83	9.68	60.00	-35.49	QP	line1	
11	18.97	25.88	16.18	9.70	50.00	-24.12	Average	line1	
12	18.97	39.29	29.59	9.70	60.00	-20.71	QP	line1	

Trace: 1

Line	Freq (MHz)	Level (dBuV)	Read Level (dBuV)	Level Factor (dB)	Limit Line (dBuV)	Over Limit (dB)	Remark	Pol/Phase	Note
1	0.27	22.80	13.22	9.58	51.16	-28.36	Average	neutral	
2	0.27	44.49	34.91	9.58	61.16	-16.67	QP	neutral	
3	0.51	40.76	31.17	9.59	46.00	-5.24	Average	neutral	
4	0.51	41.78	32.19	9.59	56.00	-14.22	QP	neutral	
5	1.01	31.64	22.04	9.60	46.00	-14.36	Average	neutral	
6	1.01	32.97	23.37	9.60	56.00	-23.03	QP	neutral	
7	2.02	13.86	4.24	9.62	46.00	-32.14	Average	neutral	
8	2.02	26.26	16.64	9.62	56.00	-29.74	QP	neutral	
9	5.04	19.11	9.45	9.66	50.00	-30.89	Average	neutral	
10	5.04	27.67	18.01	9.66	60.00	-32.33	QP	neutral	
11	17.95	29.48	19.72	9.76	50.00	-20.52	Average	neutral	
12	17.95	39.20	29.44	9.76	60.00	-20.80	QP	neutral	