

802.11ac VHT40

CH 102 (Horizontal) Peak

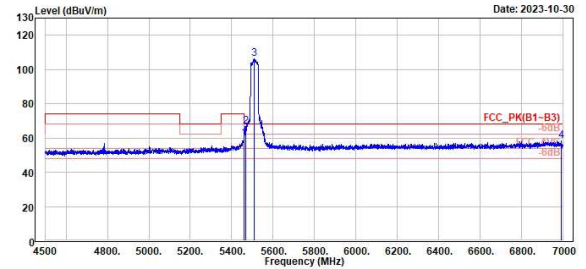
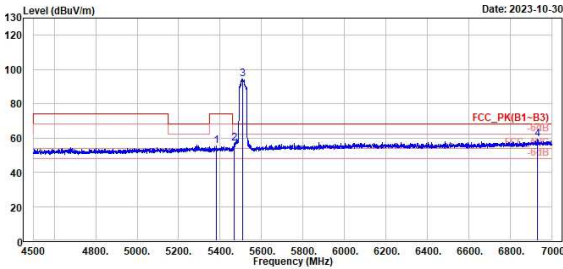
CH 102 (Vertical) Peak



TÜV Rheinland Taiwan Ltd.  
No. 458-18, Sec 2, Fenliao, Linkou Dist., New Taipei City 244, Taiwan(R.O.C.)  
Tel: +886-2172-1000 Fax: +886-2172-1322



TÜV Rheinland Taiwan Ltd.  
No. 458-18, Sec 2, Fenliao, Linkou Dist., New Taipei City 244, Taiwan(R.O.C.)  
Tel: +886-2172-1000 Fax: +886-2172-1322



Peak	Freq	Level	Read Level	Factor	Limit	Over	APos	TPos	Remark	Pol/Phase	Note
	MHz	dBuV/m	dBuV	dB/m	dBuV/m	dB	cm	deg			
1	5383.00	55.20	12.96	42.24	74.00	-18.80	372	201	Peak	Horizontal	
2	5469.50	56.78	14.57	42.21	68.20	-11.42	372	201	Peak	Horizontal	
3	5510.00	94.33	51.99	42.34	68.20	26.13	372	201	Peak	Horizontal	
4	6933.00	59.10	15.33	43.77	68.20	-9.10	372	201	Peak	Horizontal	

Peak	Freq	Level	Read Level	Factor	Limit	Over	APos	TPos	Remark	Pol/Phase	Note
	MHz	dBuV/m	dBuV	dB/m	dBuV/m	dB	cm	deg			
1	5460.00	59.78	17.61	42.17	68.20	-8.42	278	186	Peak	Vertical	
2	5469.00	66.80	24.59	42.21	68.20	-1.40	278	186	Peak	Vertical	
3	5510.00	106.24	63.90	42.34	68.20	38.04	278	186	Peak	Vertical	
4	6994.00	58.10	14.35	43.75	68.20	-10.10	278	186	Peak	Vertical	

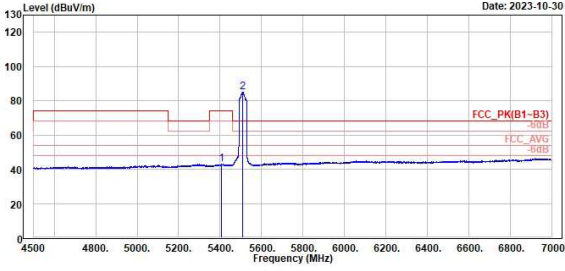
802.11ac VHT40

CH 102 (Horizontal) Average

CH 102 (Vertical) Average



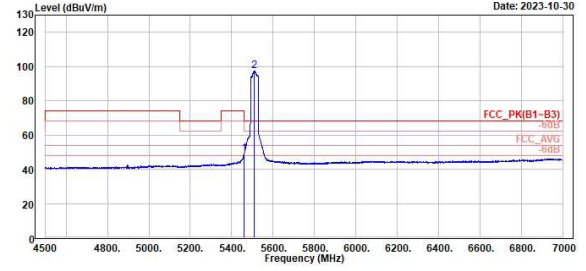
TÜV Rheinland Taiwan Ltd.  
No. 458-18, Sec 2, Fenhiao, Linkou Dist., New Taipei City 244, Taiwan(R.O.C.)  
Tel: +886-2172-1000 Fax: +886-2172-1322



Freq	Level	Read Level	Factor	Limit	Over	APos	TPos	Remark	Pol/Phase	Note
MHz	dBuV/m	dBuV	dB/m	dBuV/m	dB	cm	deg			
1	5488.58	42.79	0.37	42.42	54.00	-11.21	372	201 Average	Horizontal	
2 *	5518.00	84.99	42.65	42.34	54.00	30.99	372	201 Average	Horizontal	



TÜV Rheinland Taiwan Ltd.  
No. 458-18, Sec 2, Fenhiao, Linkou Dist., New Taipei City 244, Taiwan(R.O.C.)  
Tel: +886-2172-1000 Fax: +886-2172-1322



Freq	Level	Read Level	Factor	Limit	Over	APos	TPos	Remark	Pol/Phase	Note
MHz	dBuV/m	dBuV	dB/m	dBuV/m	dB	cm	deg			
1	5468.00	48.78	6.61	42.17	54.00	-5.22	278	186 Average	Vertical	
2 *	5518.00	97.53	55.19	42.34	54.00	43.53	278	186 Average	Vertical	

802.11ac VHT40

CH 110 (Horizontal) Peak

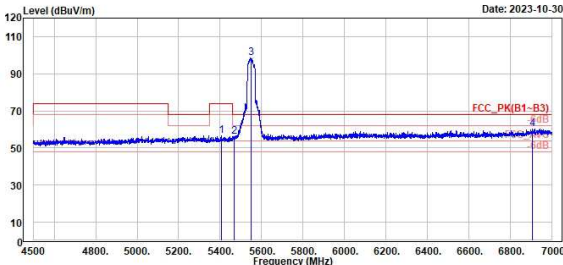
CH 110 (Vertical) Peak



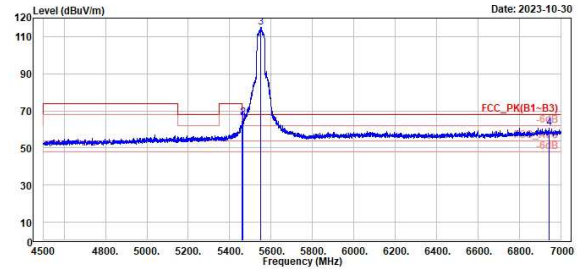
TÜV Rheinland Taiwan Ltd.  
No. 458-18, Sec 2, Fenhiao, Linkou Dist., New Taipei City 244, Taiwan(R.O.C.)  
Tel: +886-2172-1000 Fax: +886-2172-1322



TÜV Rheinland Taiwan Ltd.  
No. 458-18, Sec 2, Fenhiao, Linkou Dist., New Taipei City 244, Taiwan(R.O.C.)  
Tel: +886-2172-1000 Fax: +886-2172-1322



Peak	Freq (MHz)	Level (dBuV/m)	Read Level (dBuV)	Factor	Limit (dBuV/m)	Over Limit (dB)	APos (cm)	TPos (deg)	Remark	Pol/Phase	Note
1	5488.00	56.48	13.26	43.22	74.00	-17.52	128	190	Peak	Horizontal	
2	5468.50	56.10	12.83	43.27	68.20	-12.10	128	190	Peak	Horizontal	
3	5550.00	90.72	55.28	43.44	68.20	30.52	128	190	Peak	Horizontal	*
4	6985.50	60.43	15.19	45.24	68.20	-7.77	128	190	Peak	Horizontal	



Peak	Freq (MHz)	Level (dBuV/m)	Read Level (dBuV)	Factor	Limit (dBuV/m)	Over Limit (dB)	APos (cm)	TPos (deg)	Remark	Pol/Phase	Note
1	5460.00	64.25	20.99	43.26	68.20	-3.95	237	183	Peak	Vertical	
2	5462.00	66.06	22.80	43.26	68.20	-2.14	237	183	Peak	Vertical	
3	5550.00	115.06	71.62	43.44	68.20	46.86	237	183	Peak	Vertical	*
4	6942.50	60.50	15.24	45.26	68.20	-7.70	237	183	Peak	Vertical	

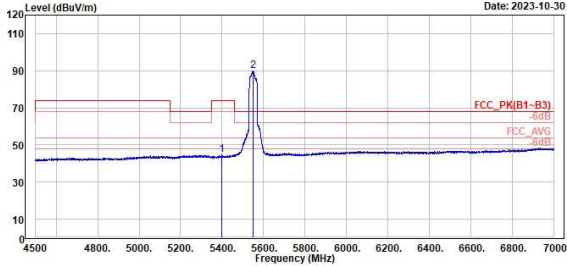
802.11ac VHT40

CH 110 (Horizontal) Average

CH 110 (Vertical) Average



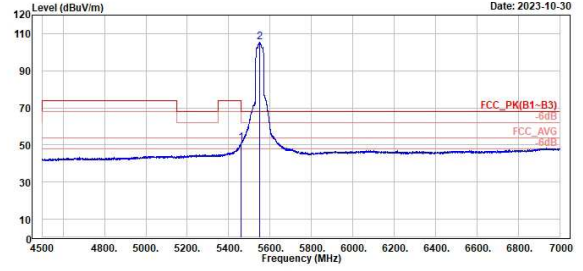
TÜV Rheinland Taiwan Ltd.  
No. 458-18, Sec 2, Fenhiao, Linkou Dist., New Taipei City 244, Taiwan(R.O.C.)  
Tel: +886-2172-1000 Fax: +886-2172-1322



Freq	Level	Read Level	Factor	Limit	Over	APos	TPos	Remark	Pol/Phase	Note
MHz	dBuV/m	dBuV	dB/m	dBuV/m	dB	cm	deg			
1	5398.50	44.54	1.34	43.20	54.00	-9.46	128	190 Average	Horizontal	
2 *	5598.00	89.88	46.44	43.44	54.00	35.88	128	190 Average	Horizontal	



TÜV Rheinland Taiwan Ltd.  
No. 458-18, Sec 2, Fenhiao, Linkou Dist., New Taipei City 244, Taiwan(R.O.C.)  
Tel: +886-2172-1000 Fax: +886-2172-1322



Freq	Level	Read Level	Factor	Limit	Over	APos	TPos	Remark	Pol/Phase	Note
MHz	dBuV/m	dBuV	dB/m	dBuV/m	dB	cm	deg			
1	5460.00	51.26	8.00	43.26	54.00	-2.74	237	183 Average	Vertical	
2 *	5598.00	105.56	62.12	43.44	54.00	51.56	237	183 Average	Vertical	

802.11ac VHT40

CH 134 (Horizontal) Peak

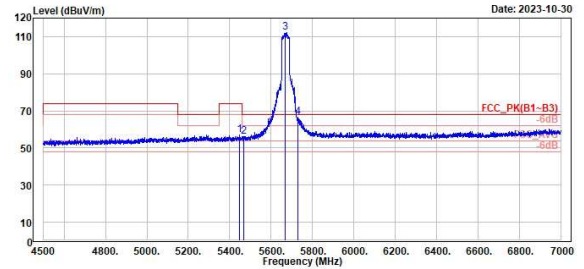
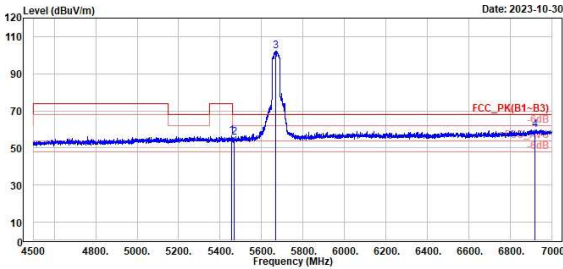
CH 134 (Vertical) Peak



TÜV Rheinland Taiwan Ltd.  
No. 458-18, Sec 2, Fenhiao, Linkou Dist., New Taipei City 244, Taiwan(R.O.C.)  
Tel: +886-2172-1000 Fax: +886-2172-1322



TÜV Rheinland Taiwan Ltd.  
No. 458-18, Sec 2, Fenhiao, Linkou Dist., New Taipei City 244, Taiwan(R.O.C.)  
Tel: +886-2172-1000 Fax: +886-2172-1322



	Freq	Level	Read Level	Factor	Limit	Over	APos	TPos	Remark	Pol/Phase	Note
	MHz	dBuV/m	dBuV	dB/m	dBuV/m	dB	cm	deg			
1	5456.50	56.50	13.24	43.26	74.00	-17.50	265	142	Peak	Horizontal	
2	5466.50	55.69	12.42	43.27	68.20	-12.51	265	142	Peak	Horizontal	
3	5678.00	102.09	50.57	43.52	68.20	33.99	265	142	Peak	Horizontal	
4	6920.00	59.86	14.61	45.25	68.20	-8.34	265	142	Peak	Horizontal	

	Freq	Level	Read Level	Factor	Limit	Over	APos	TPos	Remark	Pol/Phase	Note
	MHz	dBuV/m	dBuV	dB/m	dBuV/m	dB	cm	deg			
1	5447.00	56.91	13.66	43.25	74.00	-17.09	100	185	Peak	Vertical	
2	5469.00	56.34	13.07	43.27	68.20	-11.86	100	185	Peak	Vertical	
3	5678.00	112.04	60.52	43.52	68.20	43.84	100	185	Peak	Vertical	
4	5729.50	66.63	22.94	43.69	68.20	-1.57	100	185	Peak	Vertical	

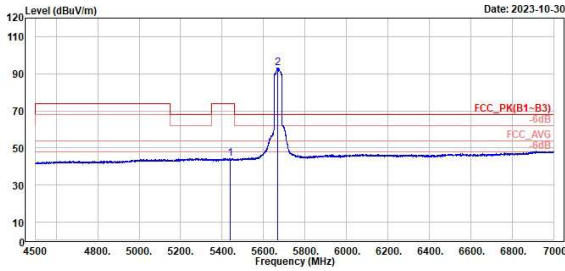
802.11ac VHT40

CH 134 (Horizontal) Average

CH 134 (Vertical) Average



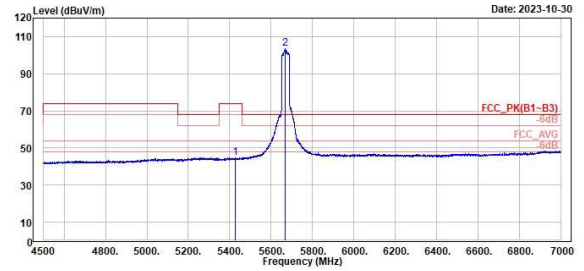
TÜV Rheinland Taiwan Ltd.  
No. 458-18, Sec 2, Fenhiao, Linkou Dist., New Taipei City 244, Taiwan(R.O.C.)  
Tel: +886-2172-1000 Fax: +886-2172-1322



Peak	Freq (MHz)	Level (dBuV/m)	Read Level (dBuV)	Factor (dB/m)	Limit (dBuV/m)	Over Limit (dB)	APos (cm)	TPos (deg)	Remark	Pol/Phase	Note
1	5438.00	44.36	1.12	43.24	54.00	-9.64	265	142	Average	Horizontal	
2 *	5678.00	93.22	49.78	43.52	54.00	39.22	265	142	Average	Horizontal	



TÜV Rheinland Taiwan Ltd.  
No. 458-18, Sec 2, Fenhiao, Linkou Dist., New Taipei City 244, Taiwan(R.O.C.)  
Tel: +886-2172-1000 Fax: +886-2172-1322



Peak	Freq (MHz)	Level (dBuV/m)	Read Level (dBuV)	Factor (dB/m)	Limit (dBuV/m)	Over Limit (dB)	APos (cm)	TPos (deg)	Remark	Pol/Phase	Note
1	5425.50	44.65	1.42	43.23	54.00	-9.35	100	185	Average	Vertical	
2 *	5678.00	103.66	60.14	43.52	54.00	49.66	100	185	Average	Vertical	

802.11ac VHT80

CH 106 (Horizontal) Peak

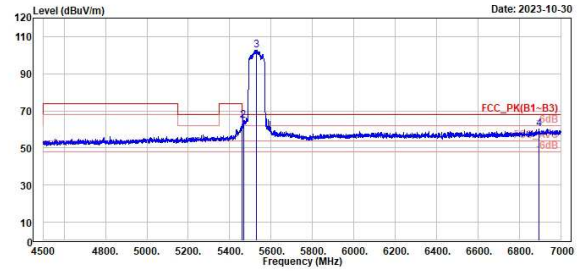
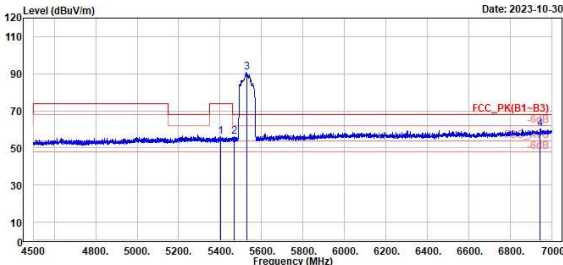
CH 106 (Vertical) Peak



TÜV Rheinland Taiwan Ltd.  
No. 458-18, Sec 2, Fenhiao, Linkou Dist., New Taipei City 244, Taiwan(R.O.C.)  
Tel: +886-2172-1000 Fax: +886-2172-1322



TÜV Rheinland Taiwan Ltd.  
No. 458-18, Sec 2, Fenhiao, Linkou Dist., New Taipei City 244, Taiwan(R.O.C.)  
Tel: +886-2172-1000 Fax: +886-2172-1322



Peak	Freq (MHz)	Level (dBuV/m)	Read Level (dBuV)	Factor (dB/m)	Limit Line (dBuV/m)	Over Limit (dB)	APos (cm)	TPos (deg)	Remark	Pol/Phase	Note
1	5481.00	56.12	12.91	43.21	74.00	-17.88	368	200	Peak	Horizontal	
2	5469.50	56.01	12.74	43.27	68.20	-12.19	368	200	Peak	Horizontal	
3	5530.00	90.83	47.45	43.38	68.20	22.63	368	200	Peak	Horizontal	
4	6944.00	60.21	14.95	45.26	68.20	-7.99	368	200	Peak	Horizontal	

Peak	Freq (MHz)	Level (dBuV/m)	Read Level (dBuV)	Factor (dB/m)	Limit Line (dBuV/m)	Over Limit (dB)	APos (cm)	TPos (deg)	Remark	Pol/Phase	Note
1	5458.50	62.38	19.12	43.26	74.00	-11.62	266	186	Peak	Vertical	
2	5466.00	64.77	21.50	43.27	68.20	-3.43	266	186	Peak	Vertical	
3	5530.00	102.02	59.44	43.38	68.20	34.62	266	196	Peak	Vertical	
4	6894.00	60.36	15.14	45.22	68.20	-7.84	266	186	Peak	Vertical	

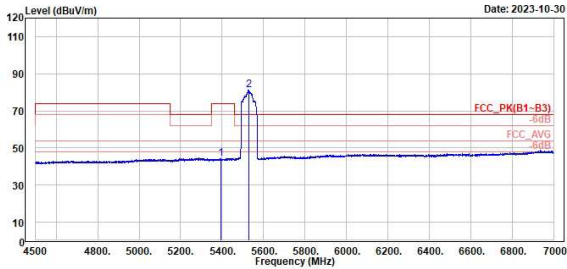
802.11ac VHT80

CH 106 (Horizontal) Average

CH 106 (Vertical) Average



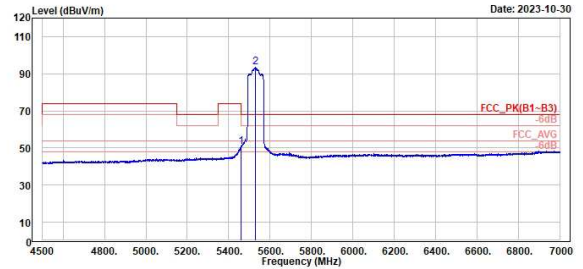
TÜV Rheinland Taiwan Ltd.  
No. 458-18, Sec 2, Fenhiao, Linkou Dist., New Taipei City 244, Taiwan(R.O.C.)  
Tel: +886-2172-1000 Fax: +886-2172-1322



Freq	Level	Read Level Factor	Limit Line	Over Limit	APos	TPos	Remark	Pol/Phase	Note	
MHz	dBuV/m	dBuV	dB/m	dBuV/m	dB	cm	deg			
1	5392.58	44.34	1.17	43.17	54.00	-9.66	368	200	Average	Horizontal
2 *	5538.00	81.41	38.03	43.38	54.00	27.41	368	200	Average	Horizontal



TÜV Rheinland Taiwan Ltd.  
No. 458-18, Sec 2, Fenhiao, Linkou Dist., New Taipei City 244, Taiwan(R.O.C.)  
Tel: +886-2172-1000 Fax: +886-2172-1322



Freq	Level	Read Level Factor	Limit Line	Over Limit	APos	TPos	Remark	Pol/Phase	Note	
MHz	dBuV/m	dBuV	dB/m	dBuV/m	dB	cm	deg			
1	5468.00	58.49	7.23	43.26	54.00	-3.51	266	186	Average	Vertical
2 *	5538.00	93.32	49.94	43.38	54.00	39.32	266	186	Average	Vertical



Mask, 4.5 ~ 7GHz  
U-NII-3

802.11a

CH 149 (Horizontal) Peak

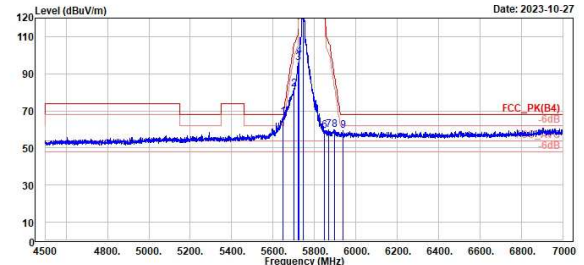
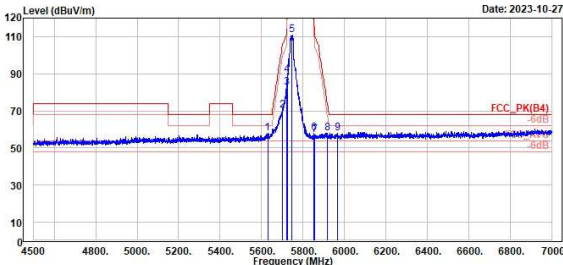
CH 149 (Vertical) Peak



TÜV Rheinland Taiwan Ltd.  
No. 458-18, Sec. 2, Fenhiao, Linkou Dist., New Taipei City 244, Taiwan(R.O.C.)  
Tel: +886-2172-1000 Fax: +886-2172-1322



TÜV Rheinland Taiwan Ltd.  
No. 458-18, Sec. 2, Fenhiao, Linkou Dist., New Taipei City 244, Taiwan(R.O.C.)  
Tel: +886-2172-1000 Fax: +886-2172-1322



1	2	3	4	5	6	7	8	9	
Freq	Level	Read	Limit	Over	APos	TPos	Remark	Pol/Phase	Note
MHz	dBuV/m	dBuV	dB/m	dBuV/m	dB	cm	deg		
5629.50	57.80	14.39	43.41	68.20	-10.40	262	216 Peak	Horizontal	
5780.00	70.21	26.55	43.66	105.20	-34.99	262	216 Peak	Horizontal	
5720.00	82.38	38.70	43.68	110.60	-28.42	262	216 Peak	Horizontal	
5723.50	89.53	45.85	43.68	124.24	-34.71	262	216 Peak	Horizontal	
5745.00	110.72	67.02	43.70	130.00	-19.28	262	216 Peak	Horizontal	
5852.00	58.13	14.14	43.99	122.32	-64.19	262	216 Peak	Horizontal	
5855.50	56.91	12.90	44.01	118.66	-53.75	262	216 Peak	Horizontal	
5918.50	58.83	13.84	44.19	72.99	-14.96	262	216 Peak	Horizontal	
5965.00	57.95	13.57	44.38	68.20	-10.25	262	216 Peak	Horizontal	

1	2	3	4	5	6	7	8	9	
Freq	Level	Read	Limit	Over	APos	TPos	Remark	Pol/Phase	Note
MHz	dBuV/m	dBuV	dB/m	dBuV/m	dB	cm	deg		
5648.50	66.69	23.27	43.42	68.20	-1.51	100	184 Peak	Vertical	
5699.50	81.53	37.87	43.66	104.83	-23.30	100	184 Peak	Vertical	
5720.00	95.00	52.12	43.68	110.00	-15.00	100	184 Peak	Vertical	
5725.00	99.42	55.73	43.69	130.00	-30.58	100	184 Peak	Vertical	
5745.00	121.44	77.74	43.70	130.00	-8.56	100	184 Peak	Vertical	
5850.00	59.31	15.32	43.99	130.00	-70.69	100	184 Peak	Vertical	
5870.00	59.77	15.72	44.05	106.60	-46.83	100	184 Peak	Vertical	
5896.00	59.79	15.67	44.12	89.62	-29.83	100	184 Peak	Vertical	
5938.00	59.38	15.13	44.25	68.20	-8.82	100	184 Peak	Vertical	

802.11a

CH 157 (Horizontal) Peak

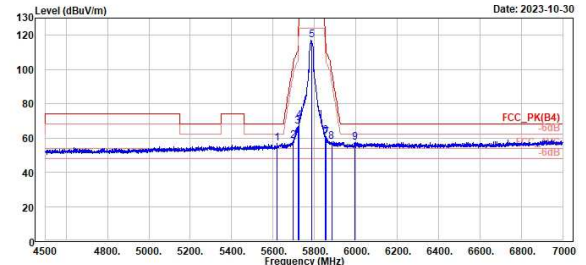
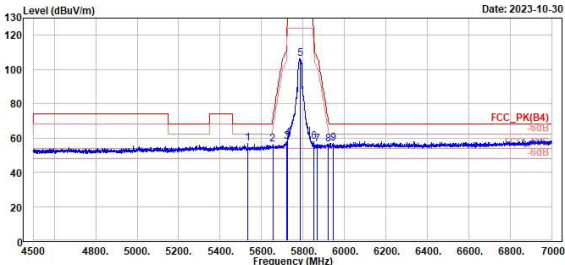
CH 157 (Vertical) Peak



TÜV Rheinland Taiwan Ltd.  
No. 458-18, Sec. 2, Fentiao, Linkou Dist., New Taipei City 244, Taiwan(R.O.C.)  
Tel: +886-2172-1000 Fax: +886-2172-1322



TÜV Rheinland Taiwan Ltd.  
No. 458-18, Sec. 2, Fentiao, Linkou Dist., New Taipei City 244, Taiwan(R.O.C.)  
Tel: +886-2172-1000 Fax: +886-2172-1322



1	2	3	4	5	6	7	8	9	
Freq	Level	Read	Limit	Over	APos	TPos	Remark	Pol/Phase	Note
MHz	dBuV/m	dBuV	dB/m	dBuV/m	dB	cm	deg		
5534.00	56.77	14.47	42.30	68.20	-11.43	250	220 Peak	Horizontal	
5654.00	56.29	13.85	42.44	71.17	-14.88	250	220 Peak	Horizontal	
5720.00	57.65	15.18	42.47	110.60	-53.15	250	220 Peak	Horizontal	
5724.00	59.64	17.15	42.49	126.16	-66.52	250	220 Peak	Horizontal	
5785.00	106.31	63.61	42.70	130.00	-23.69	250	220 Peak	Horizontal	
5851.50	57.62	14.95	42.67	124.24	-66.62	250	220 Peak	Horizontal	
5867.00	56.26	13.58	42.68	107.44	-51.18	250	220 Peak	Horizontal	
5923.50	56.29	13.49	42.80	69.31	-13.02	250	220 Peak	Horizontal	
5945.50	57.07	14.16	42.91	68.20	-11.13	250	220 Peak	Horizontal	

1	2	3	4	5	6	7	8	9	
Freq	Level	Read	Limit	Over	APos	TPos	Remark	Pol/Phase	Note
MHz	dBuV/m	dBuV	dB/m	dBuV/m	dB	cm	deg		
5619.00	57.06	14.76	42.30	68.20	-11.14	109	184 Peak	Vertical	
5696.00	58.29	15.91	42.38	102.25	-43.96	109	184 Peak	Vertical	
5719.50	66.81	24.34	42.47	110.66	-43.85	109	184 Peak	Vertical	
5724.50	70.10	27.61	42.49	128.08	-57.58	109	184 Peak	Vertical	
5785.00	117.00	74.30	42.70	130.00	-13.00	109	184 Peak	Vertical	
5851.00	61.28	18.61	42.67	126.16	-64.88	109	184 Peak	Vertical	
5855.50	60.25	17.58	42.67	110.66	-50.41	109	184 Peak	Vertical	
5883.00	57.90	15.21	42.69	99.26	-41.36	109	184 Peak	Vertical	
5997.00	57.51	14.46	43.05	68.20	-10.69	109	184 Peak	Vertical	

802.11a

CH 165 (Horizontal) Peak

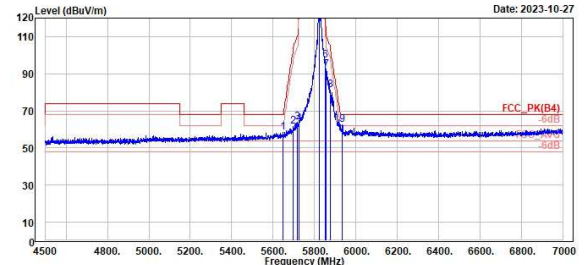
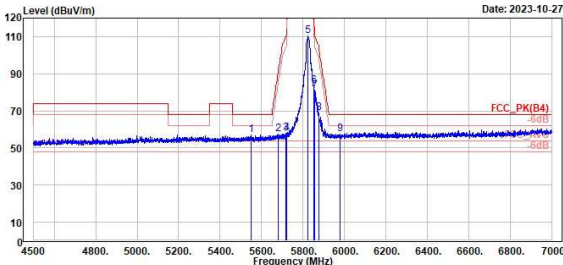
CH 165 (Vertical) Peak



TÜV Rheinland Taiwan Ltd.  
No. 458-18, Sec. 2, Fenhiao, Linkou Dist., New Taipei City 244, Taiwan(R.O.C.)  
Tel: +886-2172-1000 Fax: +886-2172-1322



TÜV Rheinland Taiwan Ltd.  
No. 458-18, Sec. 2, Fenhiao, Linkou Dist., New Taipei City 244, Taiwan(R.O.C.)  
Tel: +886-2172-1000 Fax: +886-2172-1322



Peak	Freq	Level	Read Level	Factor	Limit	Over	APos	TPos	Remark	Pol/Phase	Note
	MHz	dBuV/m	dBuV	dB/m	dBuV/m	dB	cm	deg			
1	5548.00	57.22	13.78	43.44	68.20	-10.98	255	214	Peak	Horizontal	
2	5679.00	57.67	14.10	43.57	89.78	-32.03	255	214	Peak	Horizontal	
3	5717.50	53.06	14.30	43.68	110.10	-52.04	255	214	Peak	Horizontal	
4	5723.00	57.82	14.14	43.68	122.32	-64.50	255	214	Peak	Horizontal	
5	5825.00	110.36	66.44	43.92	130.00	-19.64	255	214	Peak	Horizontal	
6	5851.00	83.37	39.38	43.99	126.16	-42.79	255	214	Peak	Horizontal	
7	5857.00	88.94	36.93	44.01	110.24	-29.30	255	214	Peak	Horizontal	
8	5875.00	68.95	24.89	44.06	105.28	-36.25	255	214	Peak	Horizontal	
9	5988.50	57.66	13.18	44.48	68.20	-10.54	255	214	Peak	Horizontal	

Peak	Freq	Level	Read Level	Factor	Limit	Over	APos	TPos	Remark	Pol/Phase	Note
	MHz	dBuV/m	dBuV	dB/m	dBuV/m	dB	cm	deg			
1	5649.50	58.18	14.76	43.42	68.20	-10.02	240	184	Peak	Vertical	
2	5696.50	61.74	18.09	43.65	102.62	-40.88	240	184	Peak	Vertical	
3	5716.50	64.08	20.40	43.68	109.02	-45.74	240	184	Peak	Vertical	
4	5724.50	62.97	19.28	43.69	128.08	-65.11	240	184	Peak	Vertical	
5	5825.00	120.72	76.80	43.92	130.00	-9.28	240	184	Peak	Vertical	
6	5851.50	97.14	53.15	43.99	124.24	-27.10	240	184	Peak	Vertical	
7	5857.00	92.20	48.19	44.01	110.24	-18.04	240	184	Peak	Vertical	
8	5875.00	81.90	37.24	44.06	105.28	-23.90	240	184	Peak	Vertical	
9	5936.00	62.50	18.26	44.24	68.20	-5.70	240	184	Peak	Vertical	

802.11ac VHT20

CH 149 (Horizontal) Peak

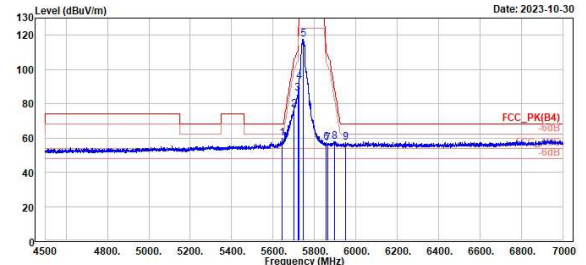
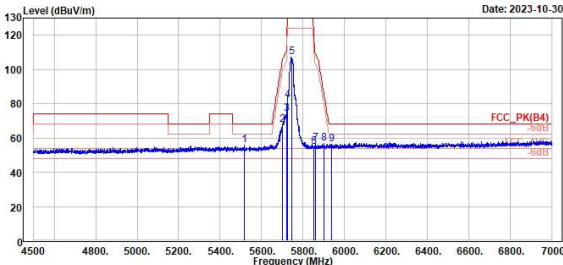
CH 149 (Vertical) Peak



TÜV Rheinland Taiwan Ltd.  
No. 458-18, Sec 2, Fenliao, Linkou Dist., New Taipei City 244, Taiwan(R.O.C.)  
Tel: +886-2172-1000 Fax: +886-2172-1322



TÜV Rheinland Taiwan Ltd.  
No. 458-18, Sec 2, Fenliao, Linkou Dist., New Taipei City 244, Taiwan(R.O.C.)  
Tel: +886-2172-1000 Fax: +886-2172-1322



1	2	3	4	5	6	7	8	9	
Freq	Level	Read	Limit	Over	APos	TPos	Remark	Pol/Phase	Note
MHz	dBuV/m	dBuV	dB/m	dBuV/m	dB	cm	deg		
5517.00	56.04	13.71	42.33	68.20	-12.16	256	222 Peak	Horizontal	
5700.00	67.95	25.58	42.37	105.20	-37.25	256	222 Peak	Horizontal	
5720.00	74.22	31.75	42.47	110.00	-36.58	256	222 Peak	Horizontal	
5725.00	82.07	39.58	42.49	130.00	-47.93	256	222 Peak	Horizontal	
5745.00	107.08	64.50	42.58	130.00	-22.92	256	222 Peak	Horizontal	
5851.50	54.72	12.05	42.67	124.24	-69.52	256	222 Peak	Horizontal	
5861.50	56.68	14.01	42.67	100.98	-52.30	256	222 Peak	Horizontal	
5901.50	56.62	13.91	42.71	85.55	-20.93	256	222 Peak	Horizontal	
5939.50	56.55	13.67	42.88	68.20	-11.65	256	222 Peak	Horizontal	

1	2	3	4	5	6	7	8	9	
Freq	Level	Read	Limit	Over	APos	TPos	Remark	Pol/Phase	Note
MHz	dBuV/m	dBuV	dB/m	dBuV/m	dB	cm	deg		
5645.00	59.81	17.39	42.42	68.20	-8.39	100	184 Peak	Vertical	
5699.50	76.70	34.33	42.37	104.83	-28.13	100	184 Peak	Vertical	
5719.50	86.15	43.68	42.47	110.66	-24.51	100	184 Peak	Vertical	
5724.00	92.99	50.50	42.49	126.16	-33.17	100	184 Peak	Vertical	
5745.00	117.81	75.23	42.58	130.00	-12.19	100	184 Peak	Vertical	
5854.50	57.49	14.82	42.67	112.72	-55.23	100	184 Peak	Vertical	
5864.00	56.96	14.28	42.68	100.28	-51.32	100	184 Peak	Vertical	
5895.50	57.90	15.20	42.70	89.99	-32.00	100	184 Peak	Vertical	
5951.00	57.33	14.40	42.93	68.20	-10.87	100	184 Peak	Vertical	

802.11ac VHT20

CH 157 (Horizontal) Peak

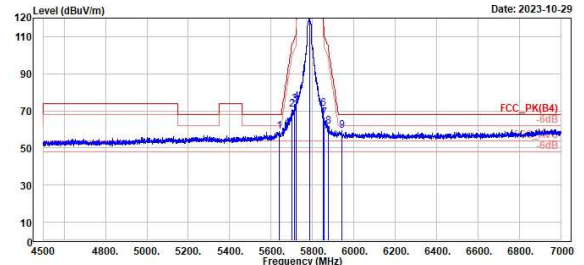
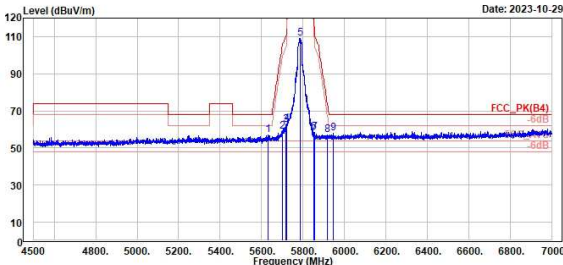
CH 157 (Vertical) Peak



TÜV Rheinland Taiwan Ltd.  
No. 458-18, Sec 2, Fentiao, Linkou Dist., New Taipei City 244, Taiwan(R.O.C.)  
Tel: +886-2172-1000 Fax: +886-2172-1322



TÜV Rheinland Taiwan Ltd.  
No. 458-18, Sec 2, Fentiao, Linkou Dist., New Taipei City 244, Taiwan(R.O.C.)  
Tel: +886-2172-1000 Fax: +886-2172-1322



	Freq	Level	Read	Limit	Over	APos	TPos	Remark	Pol/Phase	Note
	MHz	dBuV/m	Factor	Line	Limit	cm	deg			
1	5632.00	57.00	13.59	43.41	68.20	-11.20	250	220 Peak	Horizontal	
2	5699.50	58.71	15.05	43.66	104.83	-46.12	250	220 Peak	Horizontal	
3	5716.00	62.48	18.80	43.68	109.68	-47.20	250	220 Peak	Horizontal	
4	5721.50	63.16	19.48	43.68	116.56	-53.40	250	220 Peak	Horizontal	
5	5785.00	109.15	65.34	43.81	130.00	-20.85	250	220 Peak	Horizontal	
6	5850.50	58.57	14.58	43.99	128.08	-69.51	250	220 Peak	Horizontal	
7	5857.50	58.31	14.30	44.01	110.10	-51.79	250	220 Peak	Horizontal	
8	5918.50	57.93	12.84	44.19	72.59	-15.96	250	220 Peak	Horizontal	
9	5944.50	58.06	13.80	44.26	68.20	-10.14	250	220 Peak	Horizontal	

	Freq	Level	Read	Limit	Over	APos	TPos	Remark	Pol/Phase	Note
	MHz	dBuV/m	Factor	Line	Limit	cm	deg			
1	5639.00	58.65	15.24	43.41	68.20	-9.55	100	186 Peak	Vertical	
2	5700.00	70.82	27.16	43.66	105.20	-34.38	100	186 Peak	Vertical	
3	5714.50	73.61	29.93	43.68	109.26	-35.65	100	186 Peak	Vertical	
4	5723.00	74.77	31.09	43.68	122.32	-47.55	100	186 Peak	Vertical	
5	5785.00	119.73	75.92	43.81	130.00	-10.27	100	186 Peak	Vertical	
6	5853.00	71.08	27.07	44.01	118.48	-47.40	100	186 Peak	Vertical	
7	5855.50	66.10	22.09	44.01	110.66	-44.56	100	186 Peak	Vertical	
8	5876.00	61.81	17.75	44.06	104.46	-42.65	100	186 Peak	Vertical	
9	5948.50	59.14	14.89	44.25	68.20	-9.06	100	186 Peak	Vertical	

802.11ac VHT20

CH 165 (Horizontal) Peak

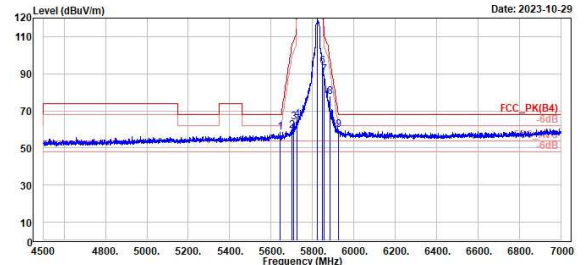
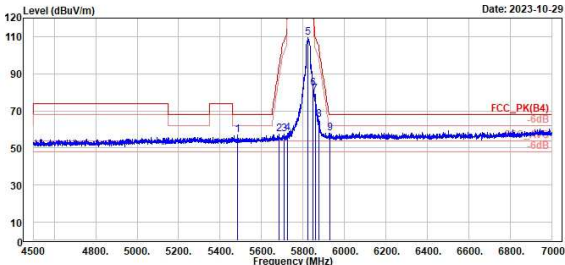
CH 165 (Vertical) Peak



TÜV Rheinland Taiwan Ltd.  
No. 458-18, Sec. 2, Fenliao, Linkou Dist., New Taipei City 244, Taiwan(R.O.C.)  
Tel: +886-2172-1000 Fax: +886-2172-1322



TÜV Rheinland Taiwan Ltd.  
No. 458-18, Sec. 2, Fenliao, Linkou Dist., New Taipei City 244, Taiwan(R.O.C.)  
Tel: +886-2172-1000 Fax: +886-2172-1322



1	2	3	4	5	6	7	8	9	
Freq	Level	Read	Limit	Over	APos	TPos	Remark	Pol/Phase	Note
MHz	dBuV/m	dBuV	dB/m	dBuV/m	dB	cm	deg		
5486.00	56.84	13.56	43.28	68.20	-11.36	254	223 Peak	Horizontal	
5683.50	57.28	13.70	43.58	93.03	-35.75	254	223 Peak	Horizontal	
5709.00	57.59	13.92	43.67	107.72	-50.13	254	223 Peak	Horizontal	
5724.00	57.79	14.10	43.69	126.16	-68.37	254	223 Peak	Horizontal	
5825.00	109.40	65.48	43.92	130.00	-20.60	254	223 Peak	Horizontal	
5850.00	82.28	38.29	43.99	130.00	-47.72	254	223 Peak	Horizontal	
5858.50	78.91	34.89	44.02	109.82	-30.91	254	223 Peak	Horizontal	
5875.50	65.38	21.32	44.06	104.83	-39.45	254	223 Peak	Horizontal	
5930.00	58.15	13.93	44.22	68.20	-10.05	254	223 Peak	Horizontal	

1	2	3	4	5	6	7	8	9	
Freq	Level	Read	Limit	Over	APos	TPos	Remark	Pol/Phase	Note
MHz	dBuV/m	dBuV	dB/m	dBuV/m	dB	cm	deg		
5643.00	58.18	14.76	43.42	68.20	-10.02	100	184 Peak	Vertical	
5699.50	59.11	15.45	43.66	104.83	-45.72	100	184 Peak	Vertical	
5710.50	63.73	20.06	43.67	108.14	-44.41	100	184 Peak	Vertical	
5725.00	65.07	21.38	43.69	130.00	-64.93	100	184 Peak	Vertical	
5825.00	119.38	75.46	43.92	130.00	-10.62	100	184 Peak	Vertical	
5850.00	94.00	50.01	43.99	130.00	-36.00	100	184 Peak	Vertical	
5855.50	89.40	45.39	44.01	110.66	-21.26	100	184 Peak	Vertical	
5885.50	77.59	33.50	44.09	98.09	-21.30	100	184 Peak	Vertical	
5925.50	59.98	15.77	44.21	68.20	-8.22	100	184 Peak	Vertical	

802.11ac VHT40

CH 151 (Horizontal) Peak

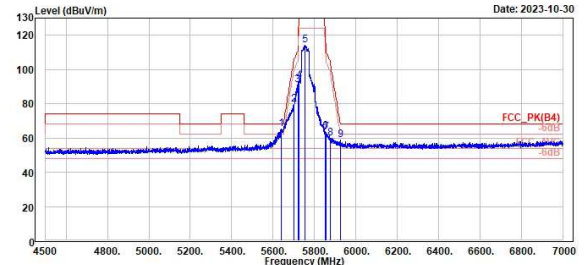
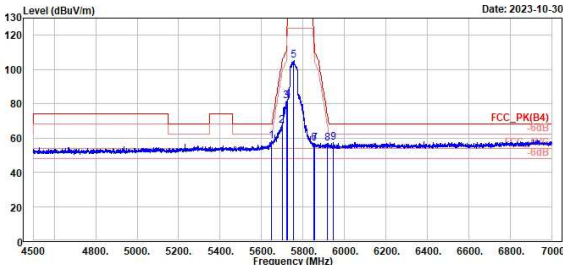
CH 151 (Vertical) Peak



TÜV Rheinland Taiwan Ltd.  
No. 458-18, Sec 2, Fenliao, Linkou Dist., New Taipei City 244, Taiwan(R.O.C.)  
Tel: +886-2172-1000 Fax: +886-2172-1322



TÜV Rheinland Taiwan Ltd.  
No. 458-18, Sec 2, Fenliao, Linkou Dist., New Taipei City 244, Taiwan(R.O.C.)  
Tel: +886-2172-1000 Fax: +886-2172-1322



	Freq	Level	Read Level Factor	Limit Line	Over Limit	APos	TPos	Remark	Pol/Phase	Note
	MHz	dBuV/m	dBuV	dB/m	dBuV/m	dB	cm	deg		
1	5646.50	58.37	15.94	42.43	68.20	-9.83	264	215	Peak	Horizontal
2	5699.00	67.45	25.08	42.37	104.46	-37.01	264	215	Peak	Horizontal
3	5719.50	81.59	39.12	42.47	110.66	-29.07	264	215	Peak	Horizontal
4	5725.00	82.52	40.03	42.49	130.00	-47.48	264	215	Peak	Horizontal
5	5755.00	105.06	62.44	42.62	130.00	-24.94	264	215	Peak	Horizontal
6	5851.50	57.03	14.36	42.67	124.24	-67.21	264	215	Peak	Horizontal
7	5855.00	56.94	14.27	42.67	118.00	-53.06	264	215	Peak	Horizontal
8	5917.50	56.97	14.19	42.78	73.73	-16.76	264	215	Peak	Horizontal
9	5948.00	57.25	14.33	42.92	68.20	-10.95	264	215	Peak	Horizontal

	Freq	Level	Read Level Factor	Limit Line	Over Limit	APos	TPos	Remark	Pol/Phase	Note
	MHz	dBuV/m	dBuV	dB/m	dBuV/m	dB	cm	deg		
1	5641.50	65.32	22.91	42.41	68.20	-2.88	100	186	Peak	Vertical
2	5700.00	79.53	37.16	42.37	105.20	-25.67	100	186	Peak	Vertical
3	5719.50	91.02	48.55	42.47	110.66	-19.64	100	186	Peak	Vertical
4	5725.00	93.66	51.17	42.49	130.00	-36.34	100	186	Peak	Vertical
5	5755.00	114.10	71.48	42.62	130.00	-15.90	100	186	Peak	Vertical
6	5851.00	63.98	21.31	42.67	126.16	-62.18	100	186	Peak	Vertical
7	5855.00	63.06	20.39	42.67	110.00	-47.74	100	186	Peak	Vertical
8	5876.00	60.05	17.37	42.68	104.46	-44.41	100	186	Peak	Vertical
9	5925.50	58.72	15.91	42.81	68.20	-9.48	100	186	Peak	Vertical



802.11ac VHT40

CH 159 (Horizontal) Peak

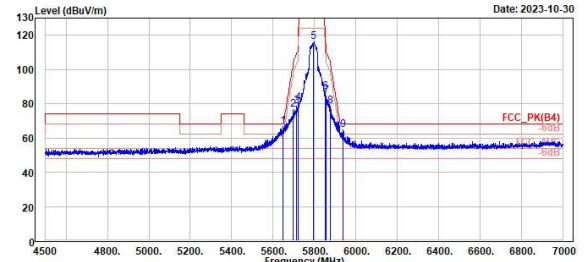
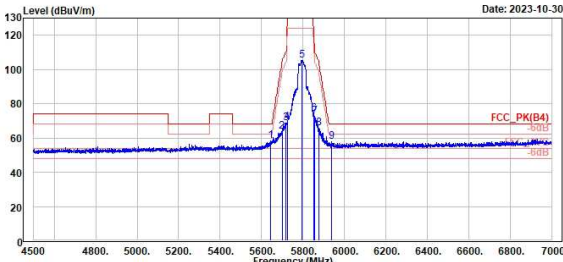
CH 159 (Vertical) Peak



TÜV Rheinland Taiwan Ltd.  
No. 458-18, Sec 2, Fenhiao, Linkou Dist., New Taipei City 244, Taiwan(R.O.C.)  
Tel: +886-2172-1000 Fax: +886-2172-1322



TÜV Rheinland Taiwan Ltd.  
No. 458-18, Sec 2, Fenhiao, Linkou Dist., New Taipei City 244, Taiwan(R.O.C.)  
Tel: +886-2172-1000 Fax: +886-2172-1322



1	2	3	4	5	6	7	8	9	
Freq	Level	Read	Limit	Over	APos	TPos	Remark	Pol/Phase	Note
MHz	dBuV/m	dBuV	dB/m	dBuV/m	dB	cm	deg		
5643.50	58.24	15.83	42.41	68.20	-9.96	240	222 Peak	Horizontal	
5699.00	63.96	21.59	42.37	104.46	-40.50	240	222 Peak	Horizontal	
5717.50	68.79	26.34	42.45	110.10	-41.31	240	222 Peak	Horizontal	
5723.50	68.96	26.48	42.48	124.24	-55.28	240	222 Peak	Horizontal	
5795.00	105.51	62.79	42.72	130.00	-24.49	240	222 Peak	Horizontal	
5853.00	74.09	31.42	42.67	118.48	-44.39	240	222 Peak	Horizontal	
5855.00	72.61	29.94	42.67	118.80	-38.19	240	222 Peak	Horizontal	
5876.00	65.81	23.13	42.68	104.46	-38.65	240	222 Peak	Horizontal	
5940.00	58.01	15.13	42.88	68.20	-10.19	240	222 Peak	Horizontal	

1	2	3	4	5	6	7	8	9	
Freq	Level	Read	Limit	Over	APos	TPos	Remark	Pol/Phase	Note
MHz	dBuV/m	dBuV	dB/m	dBuV/m	dB	cm	deg		
5649.00	66.69	24.25	42.44	68.20	-1.51	100	186 Peak	Vertical	
5697.50	76.66	34.28	42.38	103.36	-26.70	100	186 Peak	Vertical	
5714.50	78.40	35.96	42.44	109.26	-30.86	100	186 Peak	Vertical	
5723.00	80.33	37.85	42.48	122.32	-41.99	100	186 Peak	Vertical	
5795.00	116.04	73.32	42.72	130.00	-13.96	100	186 Peak	Vertical	
5850.50	86.93	44.26	42.67	128.08	-41.15	100	186 Peak	Vertical	
5856.00	84.59	41.92	42.67	110.52	-25.93	100	186 Peak	Vertical	
5876.50	78.68	36.00	42.68	104.09	-25.41	100	186 Peak	Vertical	
5940.00	64.70	21.82	42.88	68.20	-3.50	100	186 Peak	Vertical	



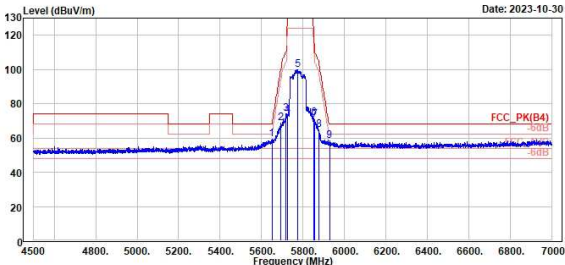
802.11ac VHT80

CH 155 (Horizontal) Peak

CH 155 (Vertical) Peak



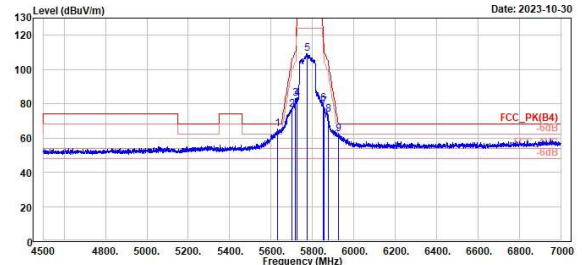
TÜV Rheinland Taiwan Ltd.  
No. 458-18, Sec 2, Fenliao, Linkou Dist., New Taipei City 244, Taiwan(R.O.C.)  
Tel: +886-2172-1000 Fax: +886-2172-1322



Peak	Freq (MHz)	Level (dBuV/m)	Read Level (dBuV)	Factor	Limit (dBuV/m)	Over Limit (dB)	APos (cm)	TPos (deg)	Remark	Pol/Phase	Note
1	5650.00	59.08	16.64	42.44	68.20	-9.12	256	143	Peak	Horizontal	
2	5694.50	68.55	26.17	42.38	101.15	-32.60	256	143	Peak	Horizontal	
3	5719.00	74.09	31.62	42.47	110.52	-36.43	256	143	Peak	Horizontal	
4	5724.50	72.95	30.46	42.49	128.08	-55.13	256	143	Peak	Horizontal	
5	5775.00	99.74	57.07	42.67	130.00	-30.26	256	143	Peak	Horizontal	
6	5853.00	71.69	29.02	42.67	118.48	-46.79	256	143	Peak	Horizontal	
7	5856.00	70.65	27.98	42.67	110.52	-39.87	256	143	Peak	Horizontal	
8	5875.00	64.96	22.28	42.68	105.20	-40.24	256	143	Peak	Horizontal	
9	5928.00	58.09	15.26	42.83	68.20	-10.11	256	143	Peak	Horizontal	

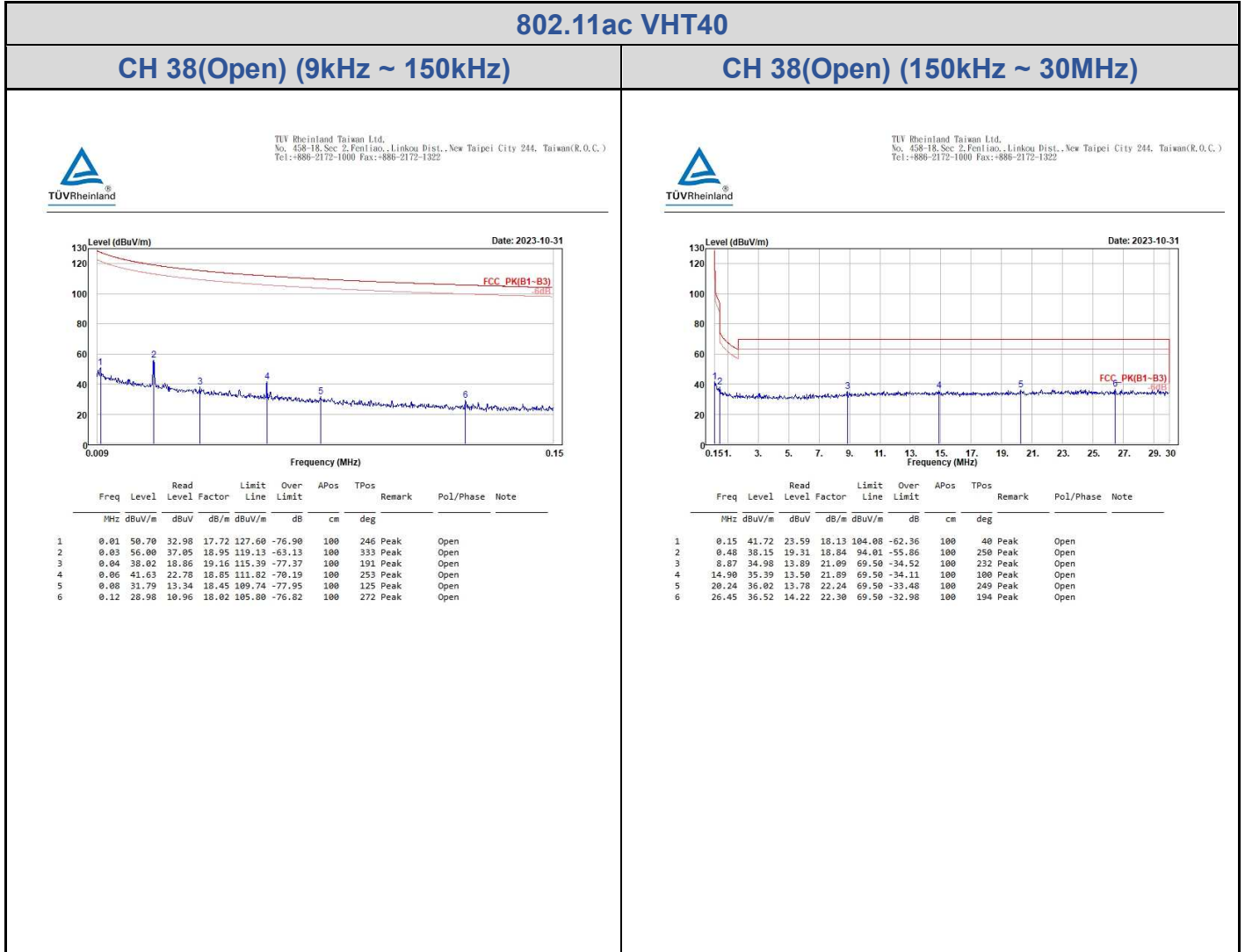


TÜV Rheinland Taiwan Ltd.  
No. 458-18, Sec 2, Fenliao, Linkou Dist., New Taipei City 244, Taiwan(R.O.C.)  
Tel: +886-2172-1000 Fax: +886-2172-1322

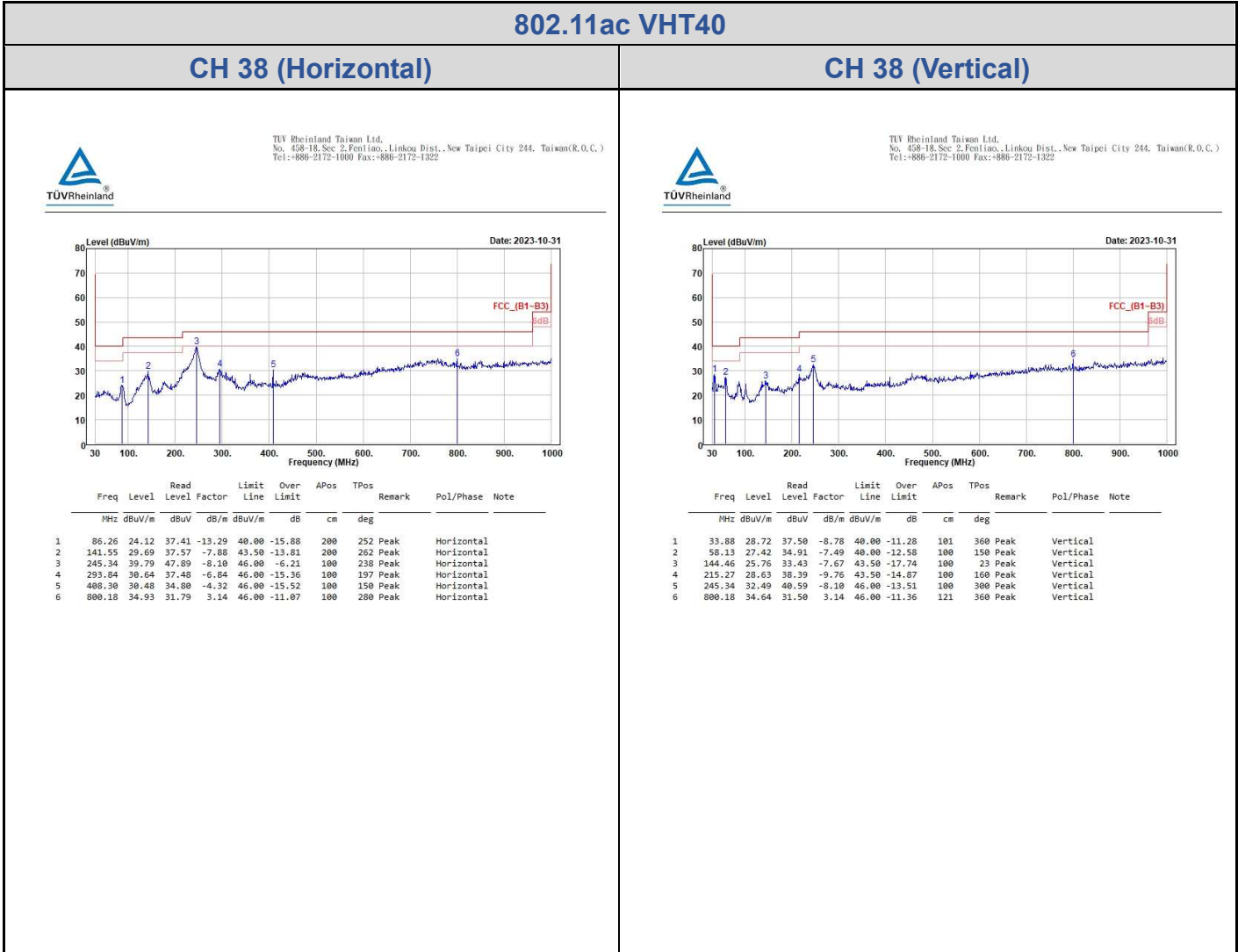


Peak	Freq (MHz)	Level (dBuV/m)	Read Level (dBuV)	Factor	Limit (dBuV/m)	Over Limit (dB)	APos (cm)	TPos (deg)	Remark	Pol/Phase	Note
1	5632.00	65.13	22.77	42.36	68.20	-3.07	100	189	Peak	Vertical	
2	5699.50	76.77	34.40	42.37	104.83	-28.06	100	189	Peak	Vertical	
3	5719.00	83.07	40.60	42.47	110.52	-27.45	100	189	Peak	Vertical	
4	5724.50	82.99	40.50	42.49	128.08	-45.09	100	189	Peak	Vertical	
5	5775.00	109.32	66.65	42.67	130.00	-20.68	100	189	Peak	Vertical	
6	5850.00	80.13	37.46	42.67	128.08	-47.95	100	189	Peak	Vertical	
7	5855.00	78.25	35.58	42.67	110.00	-32.55	100	189	Peak	Vertical	
8	5875.00	73.00	31.12	42.68	105.20	-31.40	100	189	Peak	Vertical	
9	5926.50	62.21	19.39	42.82	68.20	-5.99	100	189	Peak	Vertical	

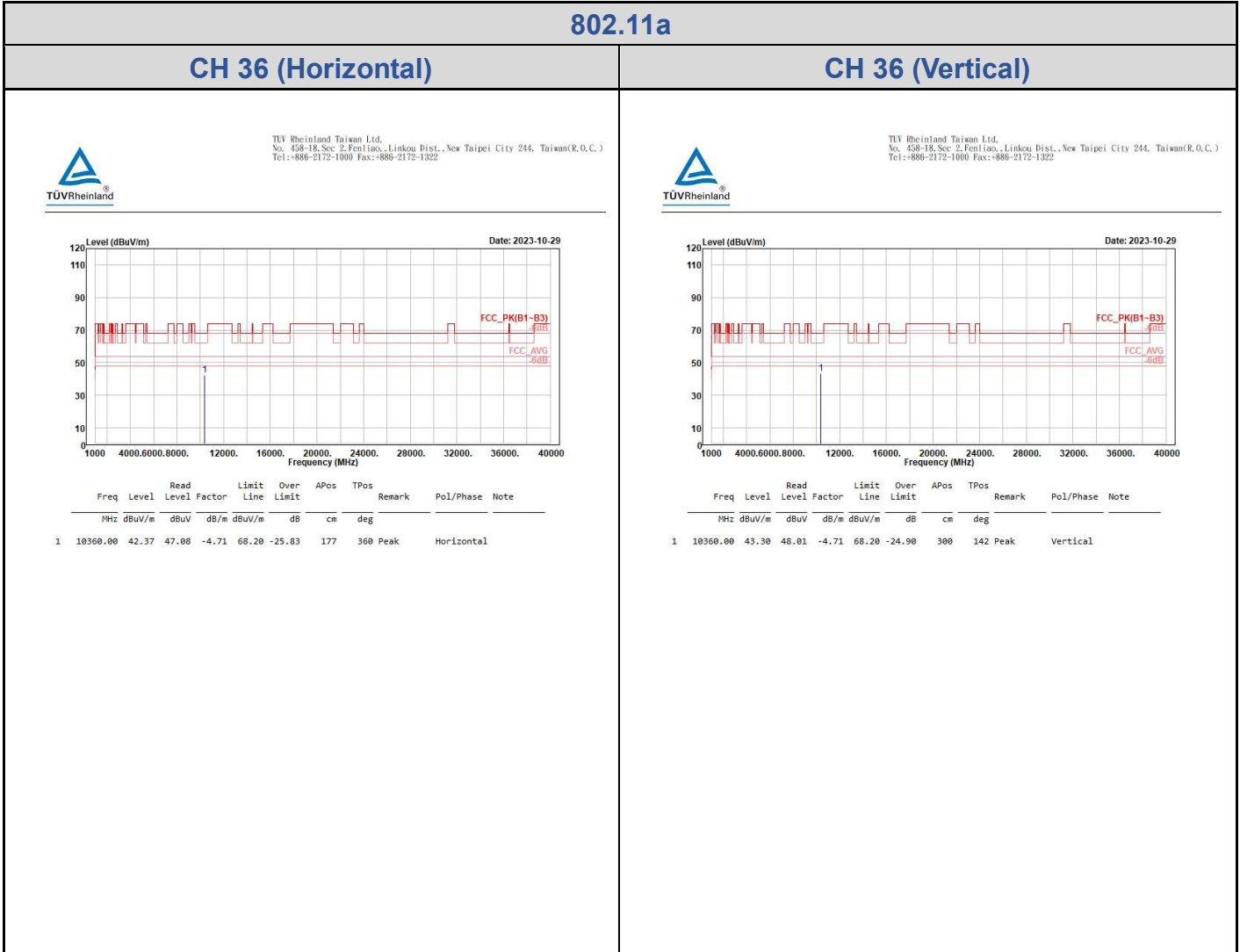
Spurious Emissions, Tx Mode, 9kHz ~30MHz  
U-NII-1



Spurious Emissions, Tx Mode, 30MHz ~ 1GHz  
U-NII-1



Spurious Emissions, Tx Mode, 1GHz ~ 40GHz  
U-NII-1



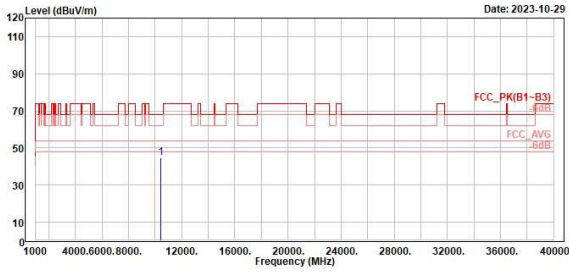
802.11a

CH 40 (Horizontal)

CH 40 (Vertical)



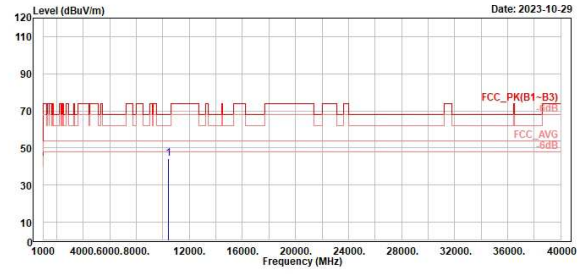
TÜV Rheinland Taiwan Ltd.  
No. 458-18, Sec 2, Fenliao, Linkou Dist., New Taipei City 244, Taiwan(R.O.C.)  
Tel: +886-2172-1000 Fax: +886-2172-1322



Freq	Level	Read Level	Factor	Limit Line	Over Limit	APos	TPos	Remark	Pol/Phase	Note
MHz	dBuV/m	dBuV	dB/m	dBuV/m	dB	cm	deg			
1 10480.00	44.75	49.37	-4.62	68.20	-23.45	200	2	Peak	Horizontal	



TÜV Rheinland Taiwan Ltd.  
No. 458-18, Sec 2, Fenliao, Linkou Dist., New Taipei City 244, Taiwan(R.O.C.)  
Tel: +886-2172-1000 Fax: +886-2172-1322



Freq	Level	Read Level	Factor	Limit Line	Over Limit	APos	TPos	Remark	Pol/Phase	Note
MHz	dBuV/m	dBuV	dB/m	dBuV/m	dB	cm	deg			
1 10480.00	44.15	48.77	-4.62	68.20	-24.05	300	193	Peak	Vertical	

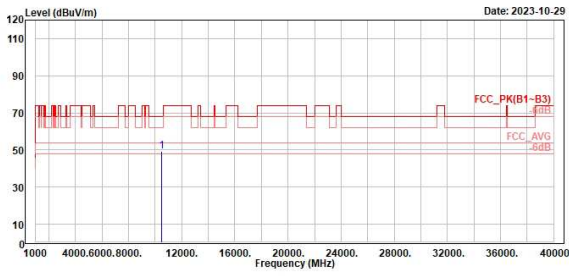
802.11a

CH 48 (Horizontal)

CH 48 (Vertical)



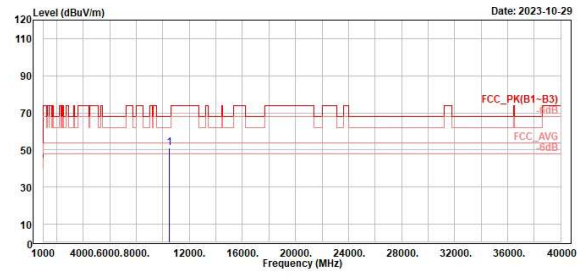
TÜV Rheinland Taiwan Ltd.  
No. 458-18, Sec 2, Fenliao, Linkou Dist., New Taipei City 244, Taiwan(R.O.C.)  
Tel: +886-2172-1000 Fax: +886-2172-1322



1	10488.00	49.10	53.46	-4.36	68.20	-19.10	200	65	Peak	Horizontal
---	----------	-------	-------	-------	-------	--------	-----	----	------	------------



TÜV Rheinland Taiwan Ltd.  
No. 458-18, Sec 2, Fenliao, Linkou Dist., New Taipei City 244, Taiwan(R.O.C.)  
Tel: +886-2172-1000 Fax: +886-2172-1322



1	10488.00	51.00	55.36	-4.36	68.20	-17.20	300	18	Peak	Vertical
---	----------	-------	-------	-------	-------	--------	-----	----	------	----------

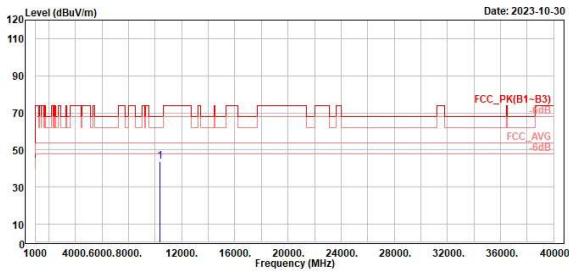
802.11ac VHT20

CH 36 (Horizontal)

CH 36 (Vertical)



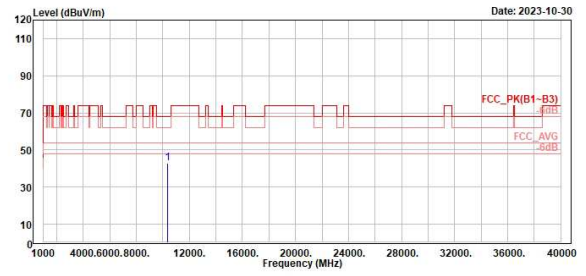
TÜV Rheinland Taiwan Ltd.  
No. 458-18, Sec 2, Fenliao, Linkou Dist., New Taipei City 244, Taiwan(R.O.C.)  
Tel: +886-2172-1000 Fax: +886-2172-1322



Freq	Level	Read Level	Factor	Limit Line	Over Limit	APos	TPos	Remark	Pol/Phase	Note
MHz	dBuV/m	dBuV	dB/m	dBuV/m	dB	cm	deg			
1 10360.00	43.74	48.45	-4.71	68.20	-24.46	300	324	Peak	Horizontal	



TÜV Rheinland Taiwan Ltd.  
No. 458-18, Sec 2, Fenliao, Linkou Dist., New Taipei City 244, Taiwan(R.O.C.)  
Tel: +886-2172-1000 Fax: +886-2172-1322



Freq	Level	Read Level	Factor	Limit Line	Over Limit	APos	TPos	Remark	Pol/Phase	Note
MHz	dBuV/m	dBuV	dB/m	dBuV/m	dB	cm	deg			
1 10360.00	42.84	47.55	-4.71	68.20	-25.36	267	0	Peak	Vertical	

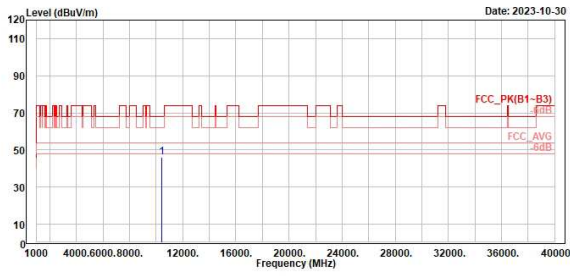
802.11ac VHT20

CH 40 (Horizontal)

CH 40 (Vertical)



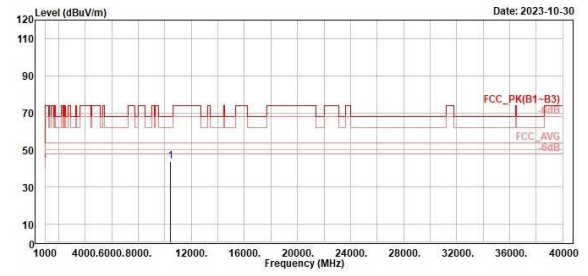
TÜV Rheinland Taiwan Ltd.  
No. 458-18, Sec 2, Fenhiao, Linkou Dist., New Taipei City 244, Taiwan(R.O.C.)  
Tel: +886-2172-1000 Fax: +886-2172-1322



1	10480.00	45.93	50.55	-4.62	68.20	-22.27	100	30	Peak	Horizontal
---	----------	-------	-------	-------	-------	--------	-----	----	------	------------



TÜV Rheinland Taiwan Ltd.  
No. 458-18, Sec 2, Fenhiao, Linkou Dist., New Taipei City 244, Taiwan(R.O.C.)  
Tel: +886-2172-1000 Fax: +886-2172-1322



1	10480.00	44.02	48.64	-4.62	68.20	-24.18	100	0	Peak	Vertical
---	----------	-------	-------	-------	-------	--------	-----	---	------	----------



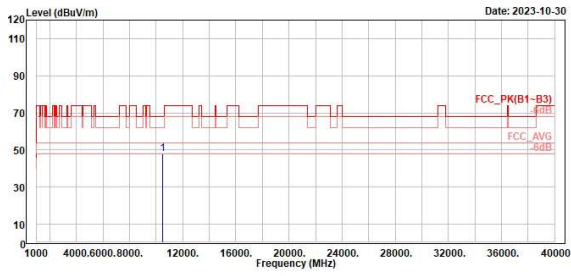
802.11ac VHT20

CH 48 (Horizontal)

CH 48 (Vertical)



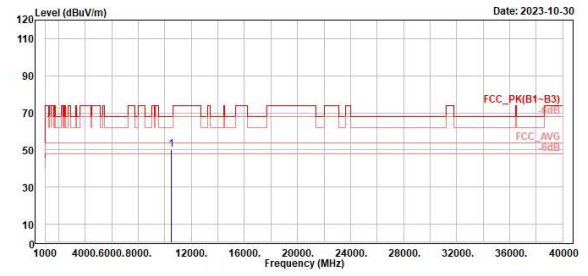
TÜV Rheinland Taiwan Ltd.  
No. 458-18, Sec 2, Fenliao, Linkou Dist., New Taipei City 244, Taiwan(R.O.C.)  
Tel: +886-2172-1000 Fax: +886-2172-1322



1	10488.00	48.09	52.45	-4.36	68.20	-20.11	170	360	Peak	Horizontal
---	----------	-------	-------	-------	-------	--------	-----	-----	------	------------



TÜV Rheinland Taiwan Ltd.  
No. 458-18, Sec 2, Fenliao, Linkou Dist., New Taipei City 244, Taiwan(R.O.C.)  
Tel: +886-2172-1000 Fax: +886-2172-1322



1	10488.00	50.29	54.65	-4.36	68.20	-17.91	300	16	Peak	Vertical
---	----------	-------	-------	-------	-------	--------	-----	----	------	----------

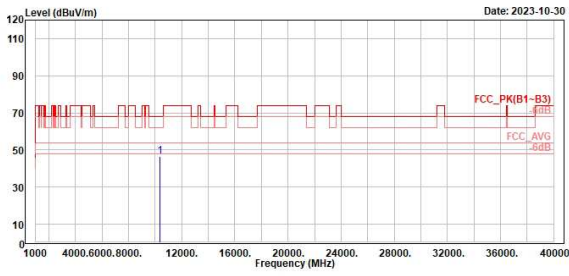
802.11ac VHT40

CH 38 (Horizontal)

CH 38 (Vertical)



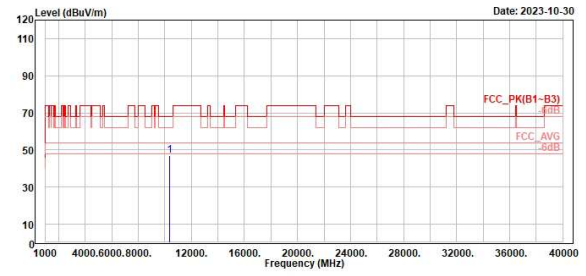
TÜV Rheinland Taiwan Ltd.  
No. 458-18, Sec 2, Fenhiao, Linkou Dist., New Taipei City 244, Taiwan(R.O.C.)  
Tel: +886-2172-1000 Fax: +886-2172-1322



1	10388.00	46.62	51.28	-4.66	68.20	-21.58	300	65	Peak	Horizontal
---	----------	-------	-------	-------	-------	--------	-----	----	------	------------



TÜV Rheinland Taiwan Ltd.  
No. 458-18, Sec 2, Fenhiao, Linkou Dist., New Taipei City 244, Taiwan(R.O.C.)  
Tel: +886-2172-1000 Fax: +886-2172-1322



1	10388.00	46.90	51.56	-4.66	68.20	-21.30	300	143	Peak	Vertical
---	----------	-------	-------	-------	-------	--------	-----	-----	------	----------

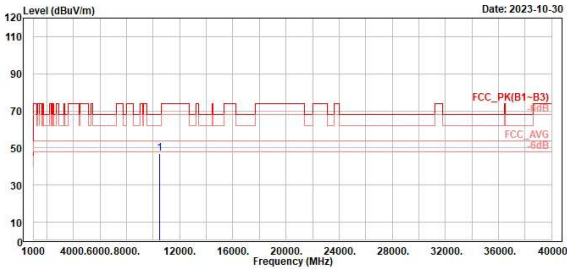
802.11ac VHT40

CH 46 (Horizontal)

CH 46 (Vertical)



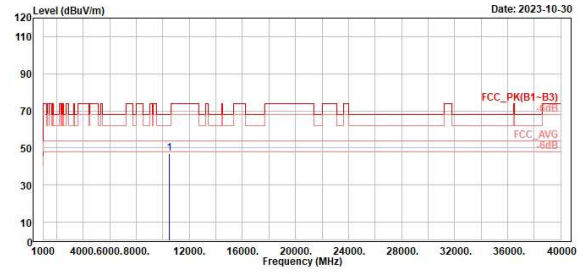
TÜV Rheinland Taiwan Ltd.  
No. 458-18, Sec 2, Fenhiao, Linkou Dist., New Taipei City 244, Taiwan(R.O.C.)  
Tel: +886-2172-1000 Fax: +886-2172-1322



Freq	Level	Read	Limit	Over	APos	TPos	Remark	Pol/Phase	Note
MHz	dBuV/m	dBuV	dB/m	dBuV/m	dB	cm	deg		
1 10468.00	46.94	51.36	-4.42	68.20	-21.26	200	65 Peak	Horizontal	



TÜV Rheinland Taiwan Ltd.  
No. 458-18, Sec 2, Fenhiao, Linkou Dist., New Taipei City 244, Taiwan(R.O.C.)  
Tel: +886-2172-1000 Fax: +886-2172-1322



Freq	Level	Read	Limit	Over	APos	TPos	Remark	Pol/Phase	Note
MHz	dBuV/m	dBuV	dB/m	dBuV/m	dB	cm	deg		
1 10468.00	46.93	51.35	-4.42	68.20	-21.27	400	341 Peak	Vertical	

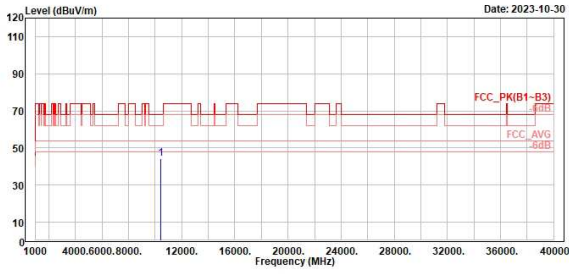
802.11ac VHT80

CH 42 (Horizontal)

CH 42 (Vertical)



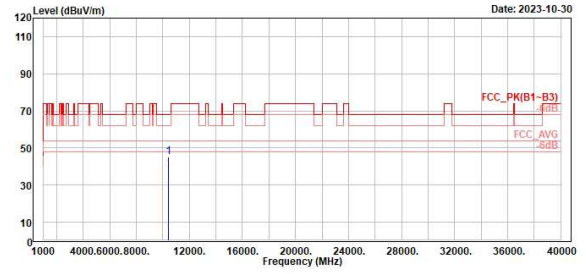
TÜV Rheinland Taiwan Ltd.  
No. 458-18, Sec 2, Fenliao, Linkou Dist., New Taipei City 244, Taiwan(R.O.C.)  
Tel: +886-2172-1000 Fax: +886-2172-1322



1	10428.00	44.17	48.72	-4.55	68.20	-24.03	100	113	Peak	Horizontal
---	----------	-------	-------	-------	-------	--------	-----	-----	------	------------

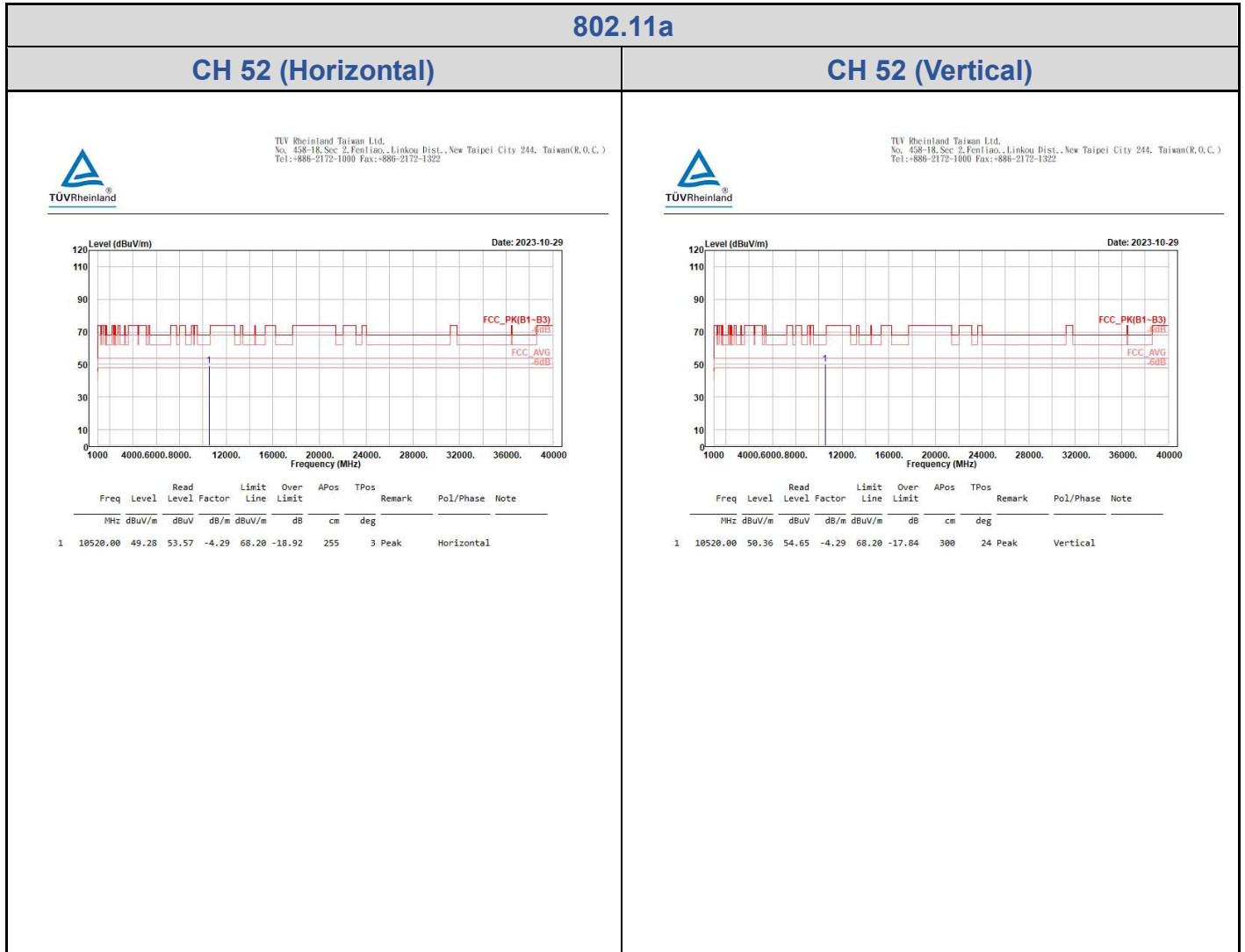


TÜV Rheinland Taiwan Ltd.  
No. 458-18, Sec 2, Fenliao, Linkou Dist., New Taipei City 244, Taiwan(R.O.C.)  
Tel: +886-2172-1000 Fax: +886-2172-1322



1	10428.00	45.00	49.55	-4.55	68.20	-23.20	100	85	Peak	Vertical
---	----------	-------	-------	-------	-------	--------	-----	----	------	----------

U-NII-2A



802.11a

CH 60 (Horizontal)

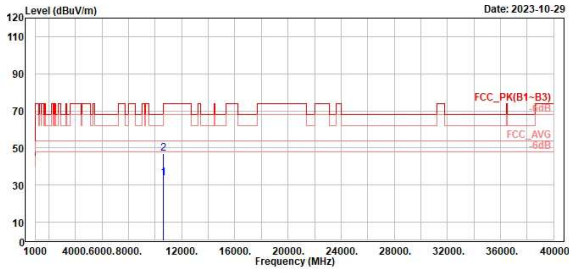
CH 60 (Vertical)



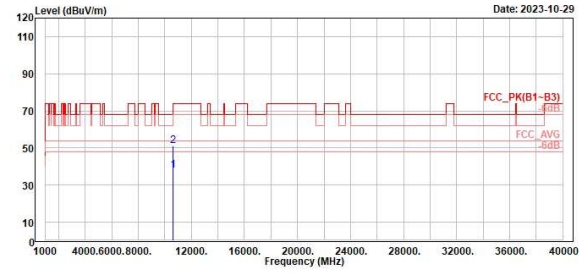
TÜV Rheinland Taiwan Ltd.  
No. 458-18, Sec 2, Fenhiao, Linkou Dist., New Taipei City 244, Taiwan(R.O.C.)  
Tel: +886-2172-1000 Fax: +886-2172-1322



TÜV Rheinland Taiwan Ltd.  
No. 458-18, Sec 2, Fenhiao, Linkou Dist., New Taipei City 244, Taiwan(R.O.C.)  
Tel: +886-2172-1000 Fax: +886-2172-1322



1	10600.00	33.84	38.08	-4.24	54.00	-20.16	400	164	Average	Horizontal	
2	10600.00	47.04	51.28	-4.24	74.00	-26.96	400	164	Peak	Horizontal	



1	10600.00	37.91	42.15	-4.24	54.00	-16.09	300	36	Average	Vertical	
2	10600.00	51.19	55.43	-4.24	74.00	-22.81	300	36	Peak	Vertical	



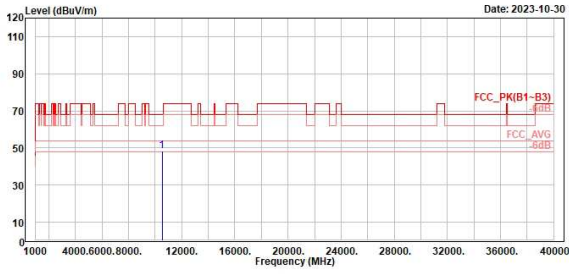
802.11ac VHT20

CH 52 (Horizontal)

CH 52 (Vertical)



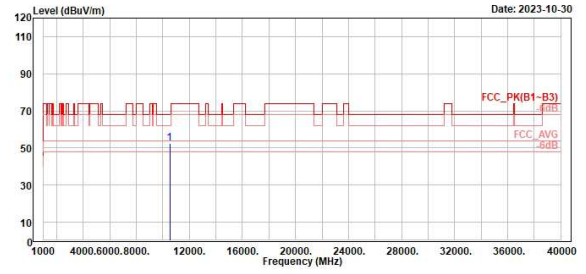
TÜV Rheinland Taiwan Ltd.  
No. 458-18, Sec 2, Fenliao, Linkou Dist., New Taipei City 244, Taiwan(R.O.C.)  
Tel: +886-2172-1000 Fax: +886-2172-1322



Freq	Level	Read Level	Factor	Limit Line	Over Limit	APos	TPos	Remark	Pol/Phase	Note
MHz	dBuV/m	dBuV	dB/m	dBuV/m	dB	cm	deg			
1 10520.00	48.31	52.60	-4.29	68.20	-19.89	100	360	Peak	Horizontal	



TÜV Rheinland Taiwan Ltd.  
No. 458-18, Sec 2, Fenliao, Linkou Dist., New Taipei City 244, Taiwan(R.O.C.)  
Tel: +886-2172-1000 Fax: +886-2172-1322



Freq	Level	Read Level	Factor	Limit Line	Over Limit	APos	TPos	Remark	Pol/Phase	Note
MHz	dBuV/m	dBuV	dB/m	dBuV/m	dB	cm	deg			
1 10520.00	52.25	56.54	-4.29	68.20	-15.95	300	25	Peak	Vertical	



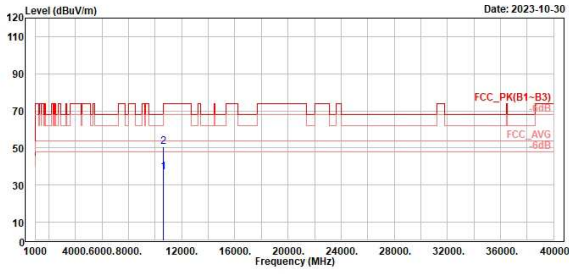
802.11ac VHT20

CH 60 (Horizontal)

CH 60 (Vertical)



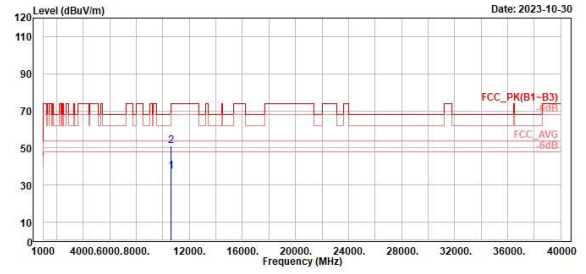
TÜV Rheinland Taiwan Ltd.  
No. 458-18, Sec 2, Fenliao, Linkou Dist., New Taipei City 244, Taiwan(R.O.C.)  
Tel: +886-2172-1000 Fax: +886-2172-1322



1	10600.00	36.97	41.21	-4.24	54.00	-17.03	100	68	Average	Horizontal	
2	10600.00	50.87	55.11	-4.24	74.00	-23.13	100	68	Peak	Horizontal	



TÜV Rheinland Taiwan Ltd.  
No. 458-18, Sec 2, Fenliao, Linkou Dist., New Taipei City 244, Taiwan(R.O.C.)  
Tel: +886-2172-1000 Fax: +886-2172-1322



1	10600.00	37.48	41.72	-4.24	54.00	-16.52	181	360	Average	Vertical	
2	10600.00	51.09	55.33	-4.24	74.00	-22.91	181	360	Peak	Vertical	

802.11ac VHT20

CH 64 (Horizontal)

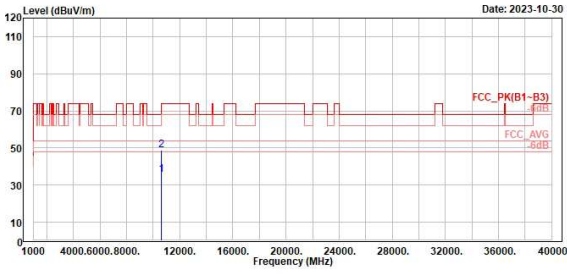
CH 64 (Vertical)



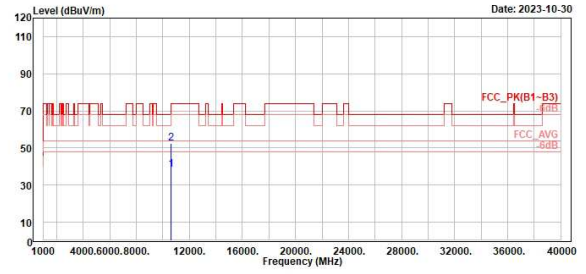
TÜV Rheinland Taiwan Ltd.  
No. 458-18, Sec 2, Fenliao, Linkou Dist., New Taipei City 244, Taiwan(R.O.C.)  
Tel: +886-2172-1000 Fax: +886-2172-1322



TÜV Rheinland Taiwan Ltd.  
No. 458-18, Sec 2, Fenliao, Linkou Dist., New Taipei City 244, Taiwan(R.O.C.)  
Tel: +886-2172-1000 Fax: +886-2172-1322



1	10640.00	35.68	39.82	-4.14	54.00	-18.32	200	46	Average	Horizontal	
2	10640.00	49.04	53.18	-4.14	74.00	-24.96	200	46	Peak	Horizontal	



1	10640.00	38.31	42.45	-4.14	54.00	-15.69	300	17	Average	Vertical	
2	10640.00	52.33	56.47	-4.14	74.00	-21.67	300	17	Peak	Vertical	

802.11ac VHT40

CH 54 (Horizontal)

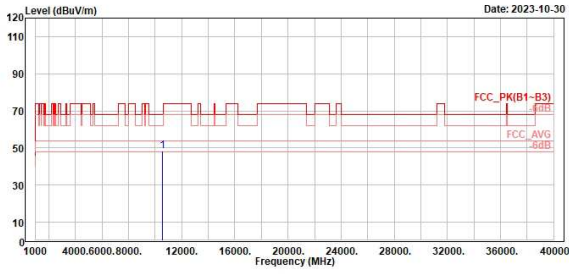
CH 54 (Vertical)



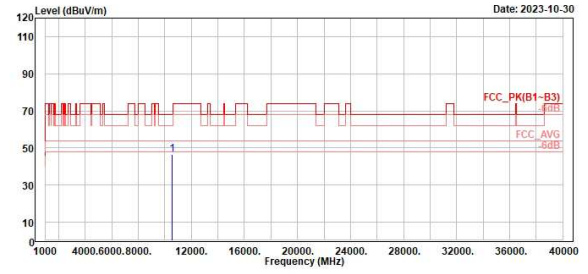
TÜV Rheinland Taiwan Ltd.  
No. 458-18, Sec 2, Fenliao, Linkou Dist., New Taipei City 244, Taiwan(R.O.C.)  
Tel: +886-2172-1000 Fax: +886-2172-1322



TÜV Rheinland Taiwan Ltd.  
No. 458-18, Sec 2, Fenliao, Linkou Dist., New Taipei City 244, Taiwan(R.O.C.)  
Tel: +886-2172-1000 Fax: +886-2172-1322



1	10540.00	48.51	52.79	-4.28	68.20	-19.69	200	69	Peak	Horizontal
---	----------	-------	-------	-------	-------	--------	-----	----	------	------------



1	10540.00	46.68	50.96	-4.28	68.20	-21.52	300	65	Peak	Vertical
---	----------	-------	-------	-------	-------	--------	-----	----	------	----------

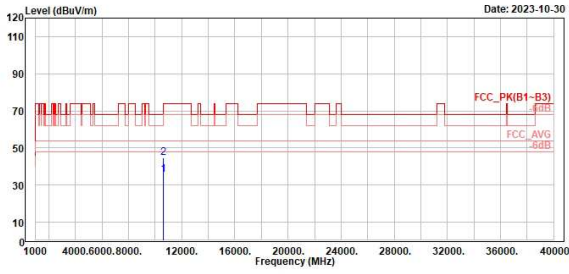
802.11ac VHT40

CH 62 (Horizontal)

CH 62 (Vertical)



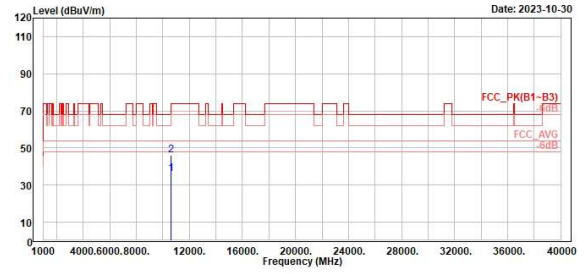
TÜV Rheinland Taiwan Ltd.  
No. 458-18, Sec 2, Fenliao, Linkou Dist., New Taipei City 244, Taiwan(R.O.C.)  
Tel: +886-2172-1000 Fax: +886-2172-1322



1	2	Read Level	Factor	Limit Line	Over Limit	APos	TPos	Remark	Pol/Phase	Note
MHz	dBuV/m	dBuV	dB/m	dBuV/m	dB	cm	deg			
10620.00	35.79	39.98	-4.19	54.00	-18.21	183	360	Average	Horizontal	
10620.00	44.82	49.01	-4.19	74.00	-29.18	183	360	Peak	Horizontal	



TÜV Rheinland Taiwan Ltd.  
No. 458-18, Sec 2, Fenliao, Linkou Dist., New Taipei City 244, Taiwan(R.O.C.)  
Tel: +886-2172-1000 Fax: +886-2172-1322



1	2	Read Level	Factor	Limit Line	Over Limit	APos	TPos	Remark	Pol/Phase	Note
MHz	dBuV/m	dBuV	dB/m	dBuV/m	dB	cm	deg			
10620.00	36.11	40.30	-4.19	54.00	-17.89	180	360	Average	Vertical	
10620.00	46.16	50.35	-4.19	74.00	-27.84	180	360	Peak	Vertical	

802.11ac VHT80

CH 58 (Horizontal)

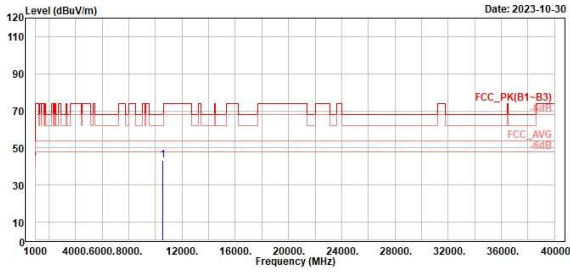
CH 58 (Vertical)



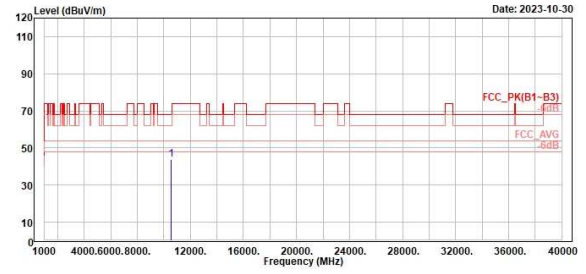
TÜV Rheinland Taiwan Ltd.  
No. 458-18, Sec 2, Fenliao, Linkou Dist., New Taipei City 244, Taiwan(R.O.C.)  
Tel: +886-2172-1000 Fax: +886-2172-1322



TÜV Rheinland Taiwan Ltd.  
No. 458-18, Sec 2, Fenliao, Linkou Dist., New Taipei City 244, Taiwan(R.O.C.)  
Tel: +886-2172-1000 Fax: +886-2172-1322

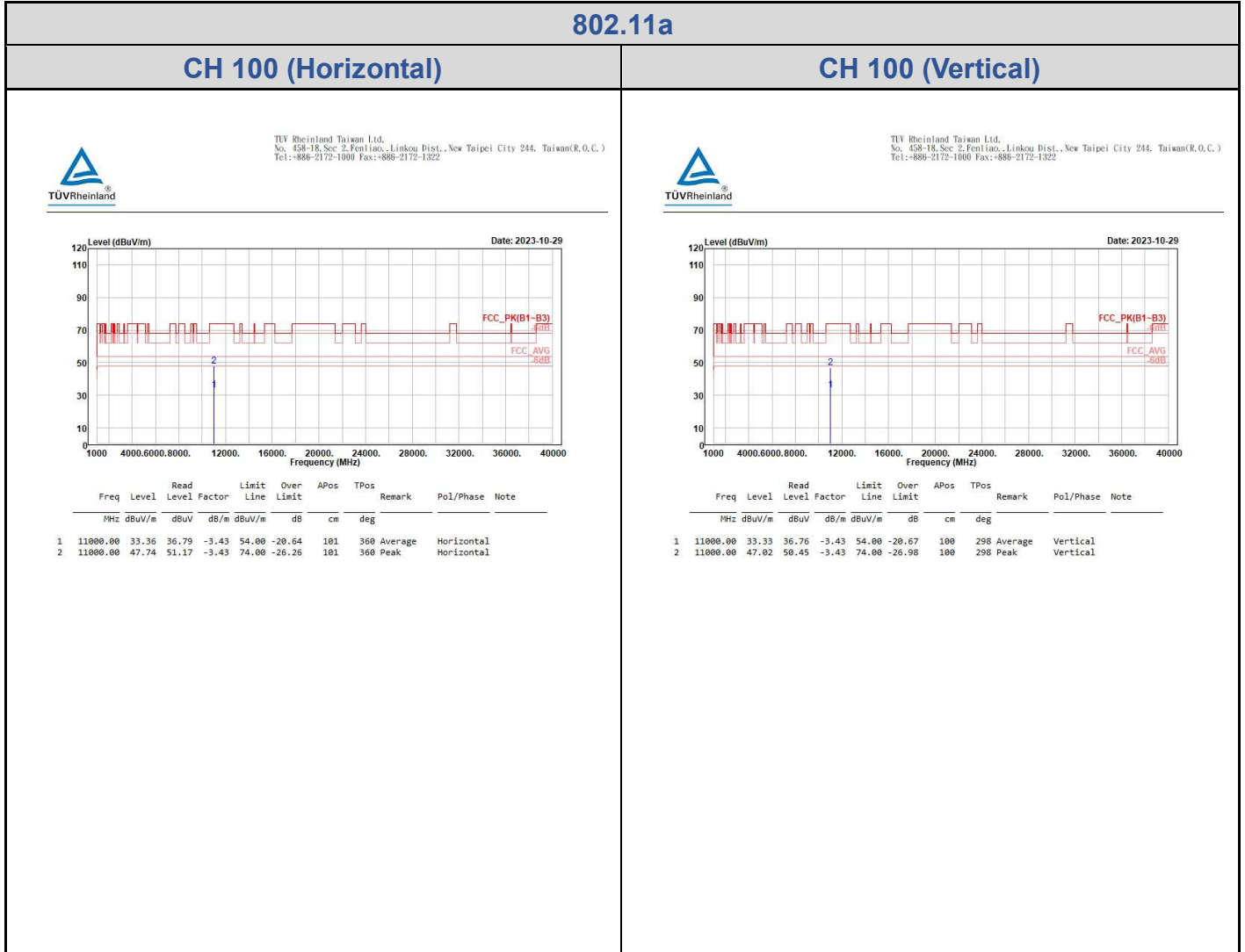


1	10588.00	43.57	47.83	-4.26	68.20	-24.63	100	85	Peak	Horizontal
---	----------	-------	-------	-------	-------	--------	-----	----	------	------------



1	10588.00	43.59	47.85	-4.26	68.20	-24.61	400	308	Peak	Vertical
---	----------	-------	-------	-------	-------	--------	-----	-----	------	----------

U-NII-2C



802.11a

CH 116 (Horizontal)

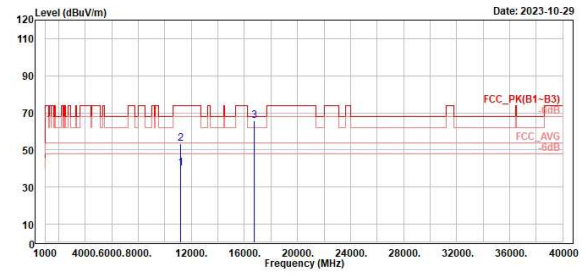
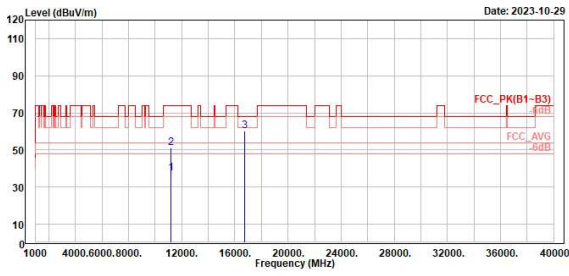
CH 116 (Vertical)



TÜV Rheinland Taiwan Ltd.  
No. 458-18, Sec 2, Fenhiao, Linkou Dist., New Taipei City 244, Taiwan(R.O.C.)  
Tel: +886-2172-1000 Fax: +886-2172-1322



TÜV Rheinland Taiwan Ltd.  
No. 458-18, Sec 2, Fenhiao, Linkou Dist., New Taipei City 244, Taiwan(R.O.C.)  
Tel: +886-2172-1000 Fax: +886-2172-1322



Freq	Level	Read Level	Factor	Limit Line	Over Limit	APos	TPos	Remark	Pol/Phase	Note
MHz	dBuV/m	dBuV	dB/m	dBuV/m	dB	cm	deg			
1	11160.00	37.30	40.52	-3.22	54.00	-16.70	200	360 Average	Horizontal	
2	11160.00	50.92	54.14	-3.22	74.00	-23.08	200	360 Peak	Horizontal	
3	16740.00	60.22	56.06	4.16	68.20	-7.98	300	240 Peak	Horizontal	

Freq	Level	Read Level	Factor	Limit Line	Over Limit	APos	TPos	Remark	Pol/Phase	Note
MHz	dBuV/m	dBuV	dB/m	dBuV/m	dB	cm	deg			
1	11160.00	39.98	43.20	-3.22	54.00	-14.02	200	10 Average	Vertical	
2	11160.00	53.33	56.55	-3.22	74.00	-20.67	200	10 Peak	Vertical	
3	16740.00	65.56	61.40	4.16	68.20	-2.64	400	229 Peak	Vertical	

802.11a

CH 140 (Horizontal)

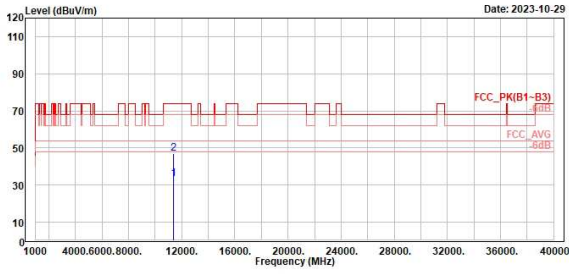
CH 140 (Vertical)



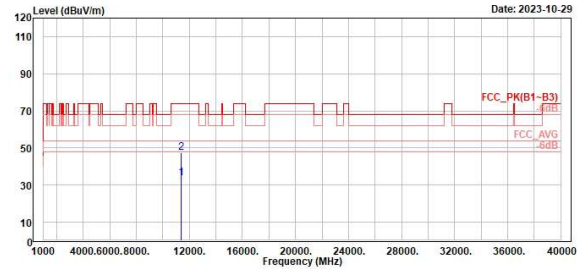
TÜV Rheinland Taiwan Ltd.  
No. 458-18, Sec 2, Fenliao, Linkou Dist., New Taipei City 244, Taiwan(R.O.C.)  
Tel: +886-2172-1000 Fax: +886-2172-1322



TÜV Rheinland Taiwan Ltd.  
No. 458-18, Sec 2, Fenliao, Linkou Dist., New Taipei City 244, Taiwan(R.O.C.)  
Tel: +886-2172-1000 Fax: +886-2172-1322



1	11480.00	33.22	36.16	-2.94	54.00	-20.78	100	233	Average	Horizontal	
2	11480.00	46.98	49.92	-2.94	74.00	-27.02	100	233	Peak	Horizontal	



1	11480.00	33.82	36.76	-2.94	54.00	-20.18	100	324	Average	Vertical	
2	11480.00	47.44	50.38	-2.94	74.00	-26.56	100	324	Peak	Vertical	



802.11ac VHT20

CH 100 (Horizontal)

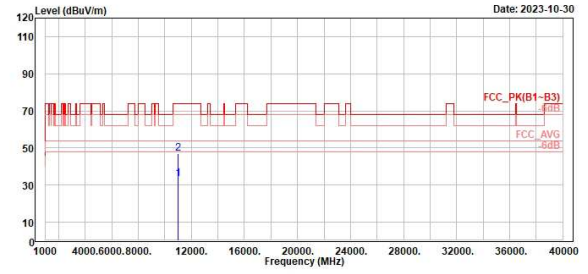
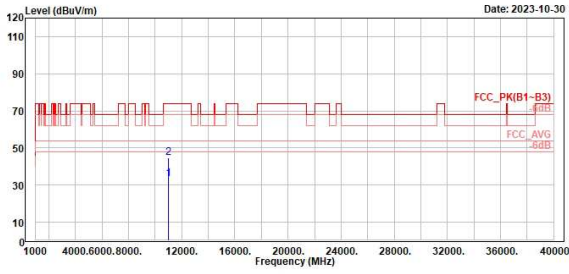
CH 100 (Vertical)



TÜV Rheinland Taiwan Ltd.  
No. 458-18, Sec 2, Fenhiao, Linkou Dist., New Taipei City 244, Taiwan(R.O.C.)  
Tel: +886-2172-1000 Fax: +886-2172-1322



TÜV Rheinland Taiwan Ltd.  
No. 458-18, Sec 2, Fenhiao, Linkou Dist., New Taipei City 244, Taiwan(R.O.C.)  
Tel: +886-2172-1000 Fax: +886-2172-1322



1	11000.00	33.52	36.95	-3.43	54.00	-20.48	100	0	Average	Horizontal	
2	11000.00	44.87	48.30	-3.43	74.00	-29.13	100	0	Peak	Horizontal	

1	11000.00	33.46	36.89	-3.43	54.00	-20.54	100	163	Average	Vertical	
2	11000.00	47.15	50.58	-3.43	74.00	-28.85	100	163	Peak	Vertical	

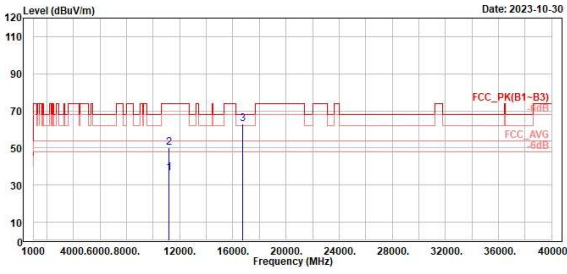
**802.11ac VHT20**

**CH 116 (Horizontal)**

**CH 116 (Vertical)**



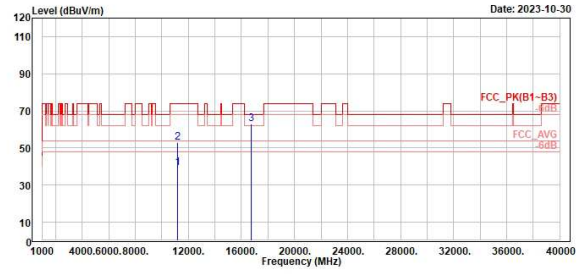
TÜV Rheinland Taiwan Ltd.  
No. 458-18, Sec 2, Fenliao, Linkou Dist., New Taipei City 244, Taiwan(R.O.C.)  
Tel: +886-2172-1000 Fax: +886-2172-1322



Freq	Level	Read Level	Factor	Limit Line	Over Limit	APos	TPos	Remark	Pol/Phase	Note
MHz	dBuV/m	dBuV	dB/m	dBuV/m	dB	cm	deg			
1 11160.00	36.42	39.64	-3.22	54.00	-17.58	200	353	Average	Horizontal	
2 11160.00	58.02	53.24	-3.22	74.00	-23.98	200	353	Peak	Horizontal	
3 16740.00	63.00	58.84	4.16	68.20	-5.20	300	242	Peak	Horizontal	



TÜV Rheinland Taiwan Ltd.  
No. 458-18, Sec 2, Fenliao, Linkou Dist., New Taipei City 244, Taiwan(R.O.C.)  
Tel: +886-2172-1000 Fax: +886-2172-1322



Freq	Level	Read Level	Factor	Limit Line	Over Limit	APos	TPos	Remark	Pol/Phase	Note
MHz	dBuV/m	dBuV	dB/m	dBuV/m	dB	cm	deg			
1 11160.00	39.13	42.35	-3.22	54.00	-14.87	300	7	Average	Vertical	
2 11160.00	53.11	56.33	-3.22	74.00	-20.89	300	7	Peak	Vertical	
3 16740.00	63.00	58.84	4.16	68.20	-5.20	300	181	Peak	Vertical	

802.11ac VHT20

CH 140 (Horizontal)

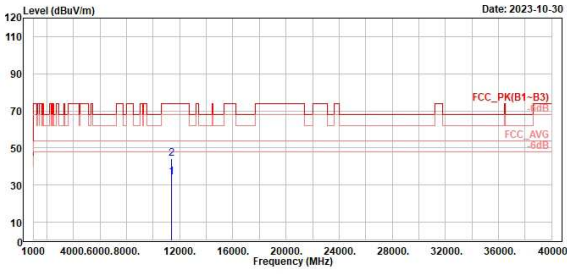
CH 140 (Vertical)



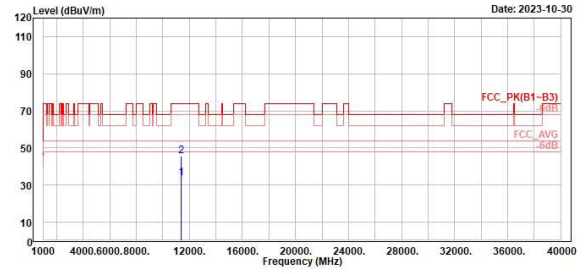
TÜV Rheinland Taiwan Ltd.  
No. 458-18, Sec 2, Fenhiao, Linkou Dist., New Taipei City 244, Taiwan(R.O.C.)  
Tel: +886-2172-1000 Fax: +886-2172-1322



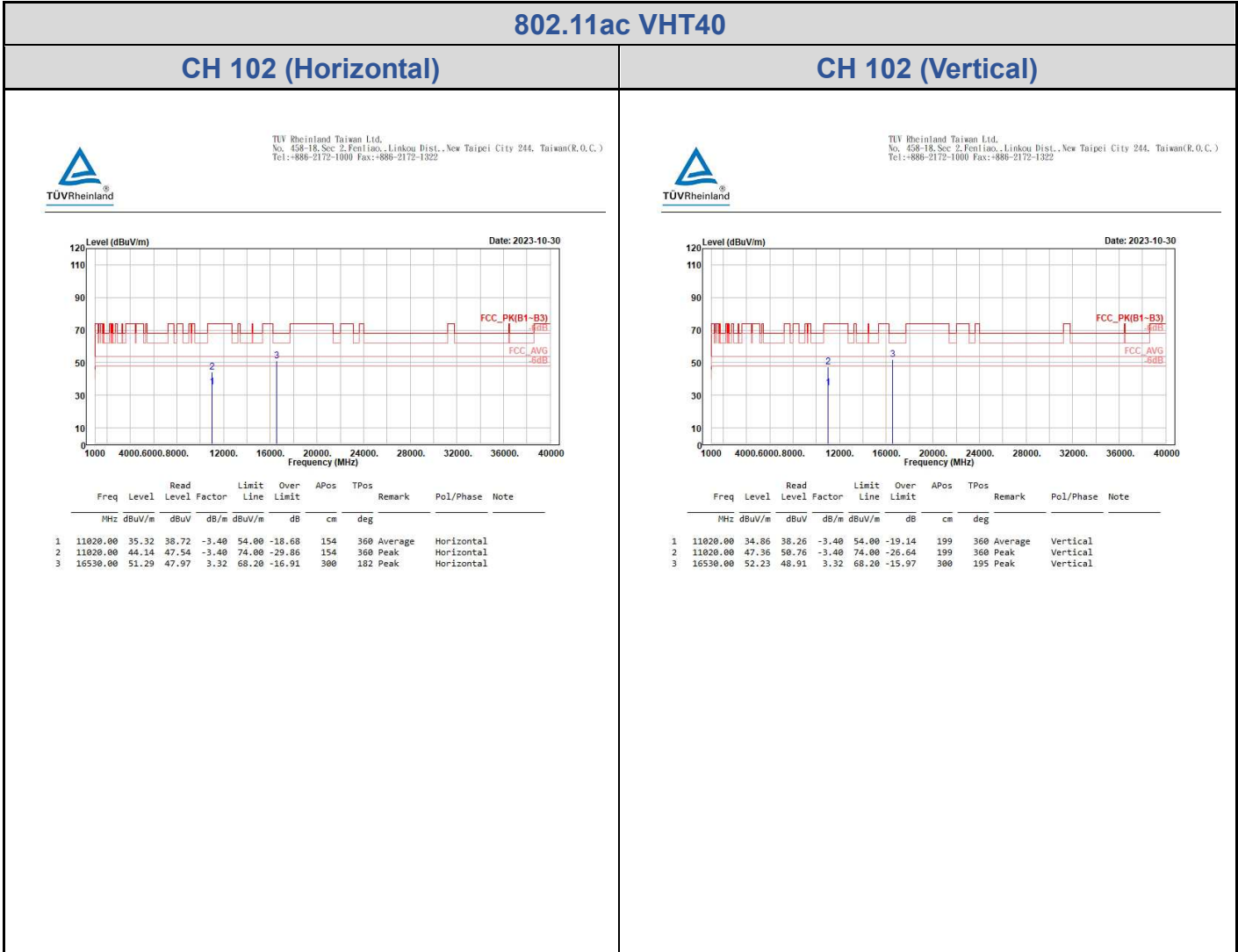
TÜV Rheinland Taiwan Ltd.  
No. 458-18, Sec 2, Fenhiao, Linkou Dist., New Taipei City 244, Taiwan(R.O.C.)  
Tel: +886-2172-1000 Fax: +886-2172-1322



1	11480.00	34.28	37.22	-2.94	54.00	-19.72	216	0	Average	Horizontal	
2	11480.00	44.24	47.18	-2.94	74.00	-29.76	216	0	Peak	Horizontal	



1	11480.00	33.98	36.92	-2.94	54.00	-20.02	242	0	Average	Vertical	
2	11480.00	45.66	48.60	-2.94	74.00	-28.34	242	0	Peak	Vertical	



802.11ac VHT40

CH 110 (Horizontal)

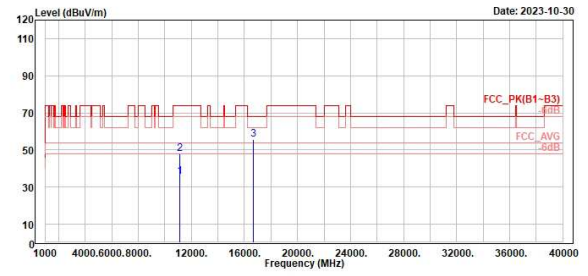
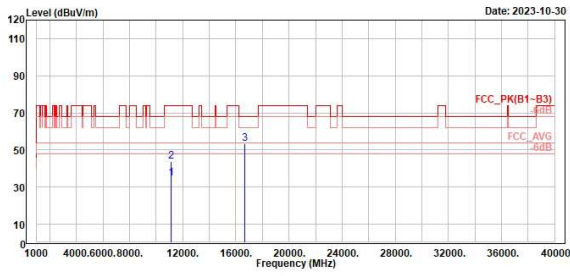
CH 110 (Vertical)



TÜV Rheinland Taiwan Ltd.  
No. 458-18, Sec 2, Fenliao, Linkou Dist., New Taipei City 244, Taiwan(R.O.C.)  
Tel: +886-2172-1000 Fax: +886-2172-1322



TÜV Rheinland Taiwan Ltd.  
No. 458-18, Sec 2, Fenliao, Linkou Dist., New Taipei City 244, Taiwan(R.O.C.)  
Tel: +886-2172-1000 Fax: +886-2172-1322



Freq	Level	Read Level	Factor	Limit Line	Over Limit	APos	TPos	Remark	Pol/Phase	Note
MHz	dBuV/m	dBuV	dB/m	dBuV/m	dB	cm	deg			
1	11100.00	34.77	38.03	-3.26	54.00	-19.23	100	8 Average	Horizontal	
2	11100.00	43.67	46.93	-3.26	74.00	-30.33	100	8 Peak	Horizontal	
3	16650.00	53.43	49.52	3.91	68.20	-14.77	400	125 Peak	Horizontal	

Freq	Level	Read Level	Factor	Limit Line	Over Limit	APos	TPos	Remark	Pol/Phase	Note
MHz	dBuV/m	dBuV	dB/m	dBuV/m	dB	cm	deg			
1	11100.00	35.76	39.02	-3.26	54.00	-18.24	300	4 Average	Vertical	
2	11100.00	47.69	50.95	-3.26	74.00	-26.31	300	4 Peak	Vertical	
3	16650.00	55.57	51.66	3.91	68.20	-12.63	400	198 Peak	Vertical	

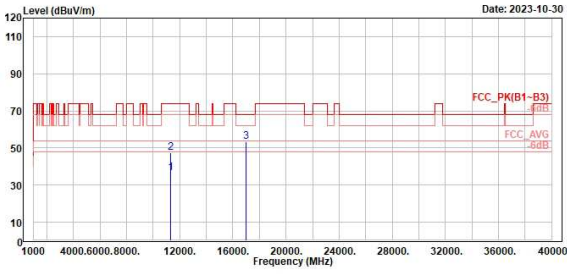
**802.11ac VHT40**

**CH 134 (Horizontal)**

**CH 134 (Vertical)**



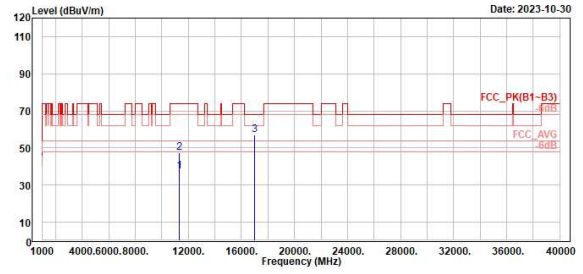
TÜV Rheinland Taiwan Ltd.  
No. 458-18, Sec 2, Fenliao, Linkou Dist., New Taipei City 244, Taiwan(R.O.C.)  
Tel: +886-2172-1000 Fax: +886-2172-1322



1	2	3
11340.00	11340.00	17610.00
36.42	47.47	53.58
39.41	50.46	49.90
-2.99	-2.99	3.68
54.00	74.00	68.20
-17.58	-26.53	-14.62
200	200	300
360	360	165
Average	Peak	Peak
Horizontal	Horizontal	Horizontal



TÜV Rheinland Taiwan Ltd.  
No. 458-18, Sec 2, Fenliao, Linkou Dist., New Taipei City 244, Taiwan(R.O.C.)  
Tel: +886-2172-1000 Fax: +886-2172-1322



1	2	3
11340.00	11340.00	17610.00
37.37	47.56	57.04
40.36	50.55	53.36
-2.99	-2.99	3.68
54.00	74.00	68.20
-16.63	-26.44	-11.16
157	157	400
360	360	165
Average	Peak	Peak
Vertical	Vertical	Vertical

802.11ac VHT80

CH 106 (Horizontal)

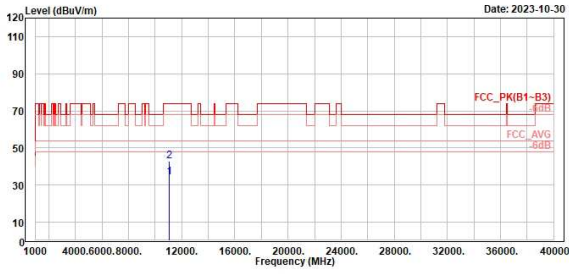
CH 106 (Vertical)



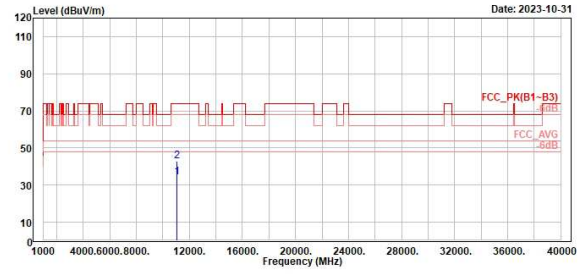
TÜV Rheinland Taiwan Ltd.  
No. 458-18, Sec 2, Fenliao, Linkou Dist., New Taipei City 244, Taiwan(R.O.C.)  
Tel: +886-2172-1000 Fax: +886-2172-1322



TÜV Rheinland Taiwan Ltd.  
No. 458-18, Sec 2, Fenliao, Linkou Dist., New Taipei City 244, Taiwan(R.O.C.)  
Tel: +886-2172-1000 Fax: +886-2172-1322



1	11868.00	34.39	37.72	-3.33	54.00	-19.61	100	267	Average	Horizontal	
2	11868.00	42.80	46.13	-3.33	74.00	-31.20	100	267	Peak	Horizontal	



1	11868.00	34.27	37.60	-3.33	54.00	-19.73	400	24	Average	Vertical	
2	11868.00	42.91	46.24	-3.33	74.00	-31.09	400	24	Peak	Vertical	