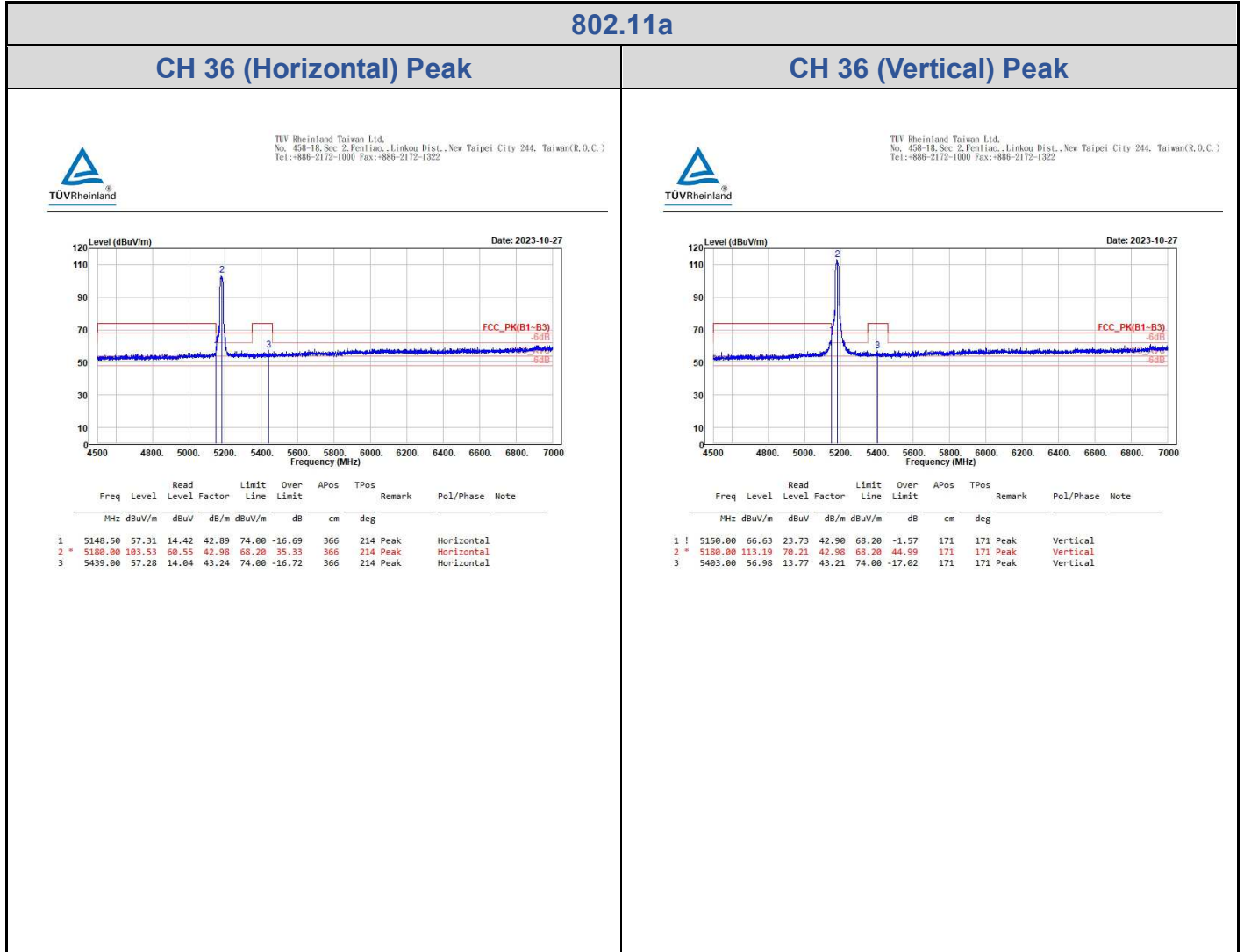


# Appendix B: Test Results of Radiation Spurious Emissions & Mains

## Conducted Emission

### Band Edges, 4.5GHz ~ 7GHz

#### U-NII-1



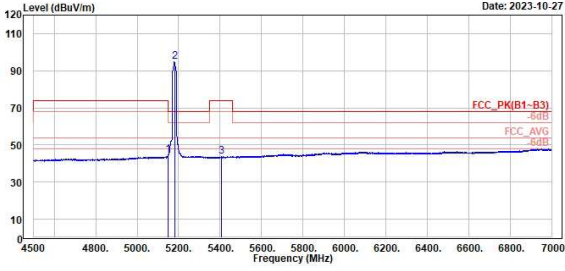
802.11a

CH 36 (Horizontal) Average

CH 36 (Vertical) Average



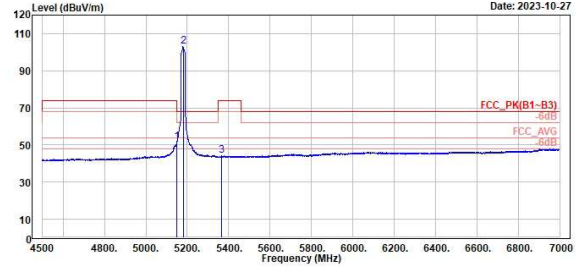
TÜV Rheinland Taiwan Ltd.  
No. 458-18, Sec 2, Fenhiao, Linkou Dist., New Taipei City 244, Taiwan(R.O.C.)  
Tel: +886-2172-1000 Fax: +886-2172-1322



1	2	3	Read Level	Factor	Limit Line	Over Limit	APos	TPos	Remark	Pol/Phase	Note
MHz	dBuV/m	dBuV	dB/m	dBuV/m	dB	cm	deg				
1	5150.00	44.69	1.79	42.90	54.00	-9.31	366	214	Average	Horizontal	
2	5180.00	94.81	51.83	42.98	54.00	40.81	366	214	Average	Horizontal	
3	5495.00	43.71	0.50	43.21	54.00	-10.29	366	214	Average	Horizontal	



TÜV Rheinland Taiwan Ltd.  
No. 458-18, Sec 2, Fenhiao, Linkou Dist., New Taipei City 244, Taiwan(R.O.C.)  
Tel: +886-2172-1000 Fax: +886-2172-1322



1	2	3	Read Level	Factor	Limit Line	Over Limit	APos	TPos	Remark	Pol/Phase	Note
MHz	dBuV/m	dBuV	dB/m	dBuV/m	dB	cm	deg				
1	5150.00	51.33	8.43	42.90	54.00	-2.67	171	171	Average	Vertical	
2	5180.00	103.30	60.32	42.98	54.00	49.30	171	171	Average	Vertical	
3	5364.00	44.20	1.16	43.04	54.00	-9.80	171	171	Average	Vertical	

802.11a

CH 40 (Horizontal) Peak

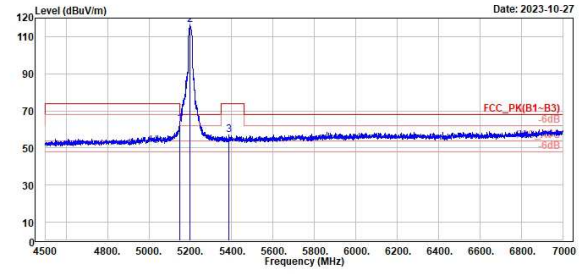
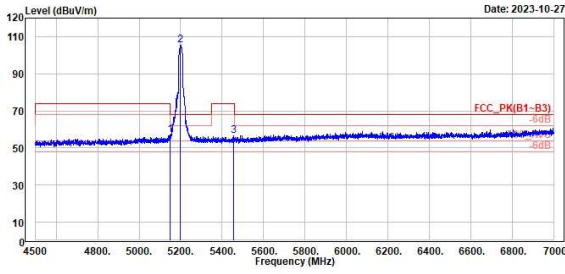
CH 40 (Vertical) Peak



TÜV Rheinland Taiwan Ltd.  
No. 458-18, Sec 2, Fenhiao, Linkou Dist., New Taipei City 244, Taiwan(R.O.C.)  
Tel: +886-2172-1000 Fax: +886-2172-1322



TÜV Rheinland Taiwan Ltd.  
No. 458-18, Sec 2, Fenhiao, Linkou Dist., New Taipei City 244, Taiwan(R.O.C.)  
Tel: +886-2172-1000 Fax: +886-2172-1322



Peak	Freq (MHz)	Level (dBuV/m)	Read Level (dBuV)	Factor (dB/m)	Limit Line (dBuV/m)	Over Limit (dB)	APos (cm)	TPos (deg)	Remark	Pol/Phase	Note
1	5150.00	57.12	14.22	42.90	68.20	-11.08	100	200	Peak	Horizontal	
2	5200.00	105.51	62.47	43.04	68.20	37.31	100	200	Peak	Horizontal	
3	5455.50	56.47	13.21	43.26	74.00	-17.53	100	200	Peak	Horizontal	

Peak	Freq (MHz)	Level (dBuV/m)	Read Level (dBuV)	Factor (dB/m)	Limit Line (dBuV/m)	Over Limit (dB)	APos (cm)	TPos (deg)	Remark	Pol/Phase	Note
1	5150.00	62.74	19.84	42.90	68.20	-5.46	100	182	Peak	Vertical	
2	5200.00	116.24	73.20	43.04	68.20	48.04	100	182	Peak	Vertical	
3	5386.50	57.24	14.09	43.15	74.00	-16.76	100	182	Peak	Vertical	

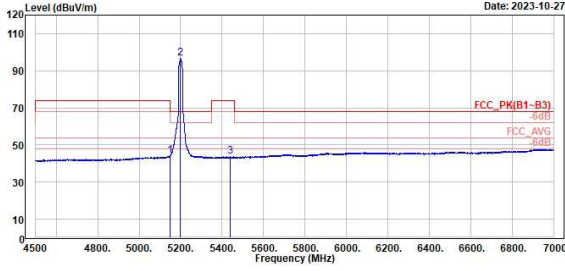
802.11a

CH 40 (Horizontal) Average

CH 40 (Vertical) Average



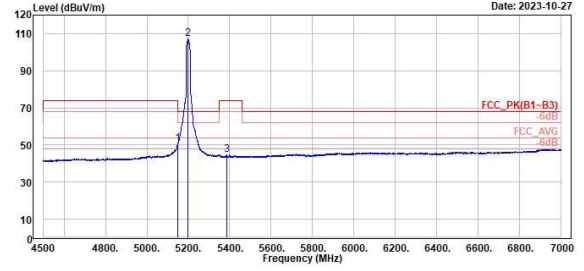
TÜV Rheinland Taiwan Ltd.  
No. 458-18, Sec 2, Fenhiao, Linkou Dist., New Taipei City 244, Taiwan(R.O.C.)  
Tel: +886-2172-1000 Fax: +886-2172-1322



Freq	Level	Read Level	Factor	Limit	Over	APos	TPos	Remark	Pol/Phase	Note
MHz	dBuV/m	dBuV	dB/m	dBuV/m	dB	cm	deg			
1	5149.50	44.42	1.52	42.90	54.00	-9.58	100	200 Average	Horizontal	
2	5280.00	95.87	53.83	43.04	54.00	42.87	100	200 Average	Horizontal	
3	5439.00	43.64	6.40	43.24	54.00	-10.36	100	200 Average	Horizontal	



TÜV Rheinland Taiwan Ltd.  
No. 458-18, Sec 2, Fenhiao, Linkou Dist., New Taipei City 244, Taiwan(R.O.C.)  
Tel: +886-2172-1000 Fax: +886-2172-1322



Freq	Level	Read Level	Factor	Limit	Over	APos	TPos	Remark	Pol/Phase	Note
MHz	dBuV/m	dBuV	dB/m	dBuV/m	dB	cm	deg			
1	5149.50	50.67	7.77	42.90	54.00	-3.33	100	182 Average	Vertical	
2	5280.00	107.34	64.38	43.04	54.00	53.34	100	182 Average	Vertical	
3	5384.50	44.93	1.79	43.14	54.00	-9.07	100	182 Average	Vertical	

802.11a

CH 48 (Horizontal) Peak

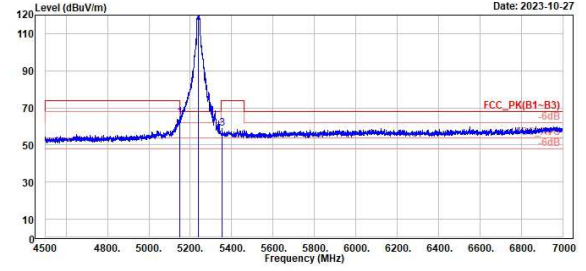
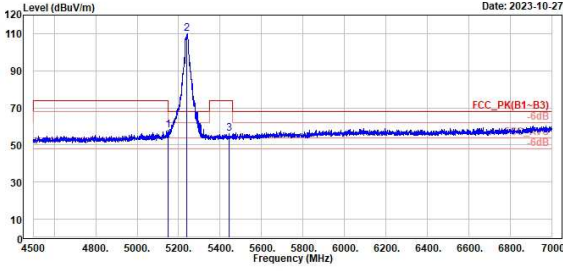
CH 48 (Vertical) Peak



TÜV Rheinland Taiwan Ltd.  
No. 458-18, Sec 2, Fenhiao, Linkou Dist., New Taipei City 244, Taiwan(R.O.C.)  
Tel: +886-2172-1000 Fax: +886-2172-1322



TÜV Rheinland Taiwan Ltd.  
No. 458-18, Sec 2, Fenhiao, Linkou Dist., New Taipei City 244, Taiwan(R.O.C.)  
Tel: +886-2172-1000 Fax: +886-2172-1322



Peak	Freq (MHz)	Level (dBuV/m)	Read Level (dBuV)	Factor (dB/m)	Limit Line (dBuV/m)	Over Limit (dB)	APos (cm)	TPos (deg)	Remark	Pol/Phase	Note
1	5150.00	57.77	14.87	42.90	68.20	-10.43	126	229	Peak	Horizontal	
2	5248.00	109.84	66.85	42.99	68.20	41.64	126	229	Peak	Horizontal	
3	5442.00	55.91	12.66	43.25	74.00	-18.09	126	229	Peak	Horizontal	

Peak	Freq (MHz)	Level (dBuV/m)	Read Level (dBuV)	Factor (dB/m)	Limit Line (dBuV/m)	Over Limit (dB)	APos (cm)	TPos (deg)	Remark	Pol/Phase	Note
1	5150.00	64.74	21.84	42.90	68.20	-3.46	100	184	Peak	Vertical	
2	5248.00	120.70	77.71	42.99	68.20	52.50	100	184	Peak	Vertical	
3	5352.50	59.04	16.06	42.98	74.00	-14.96	100	184	Peak	Vertical	

802.11a

CH 48 (Horizontal) Average

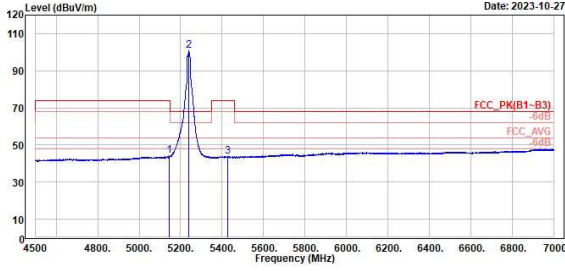
CH 48 (Vertical) Average



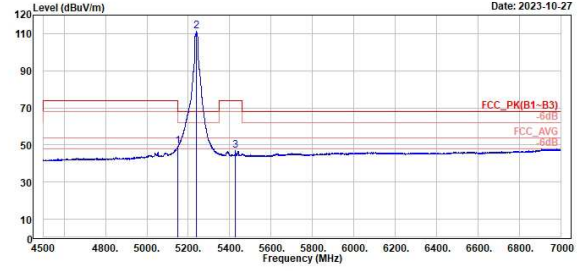
TÜV Rheinland Taiwan Ltd.  
No. 458-18, Sec 2, Fenhiao, Linkou Dist., New Taipei City 244, Taiwan(R.O.C.)  
Tel: +886-2172-1000 Fax: +886-2172-1322



TÜV Rheinland Taiwan Ltd.  
No. 458-18, Sec 2, Fenhiao, Linkou Dist., New Taipei City 244, Taiwan(R.O.C.)  
Tel: +886-2172-1000 Fax: +886-2172-1322



1	2	3
5146.50	5248.00	5427.50
44.05	108.67	43.96
1.18	57.68	6.73
42.87	42.99	43.23
54.00	54.00	54.00
-9.95	46.67	-10.04
126	126	126
229	229	229
Average	Average	Average
Horizontal	Horizontal	Horizontal



1	2	3
5150.00	5248.00	5426.50
49.18	111.33	47.15
6.28	68.34	3.92
42.90	42.99	43.23
54.00	54.00	54.00
-4.82	57.33	-6.85
100	100	100
184	184	184
Average	Average	Average
Vertical	Vertical	Vertical

802.11ac VHT20

CH 36 (Horizontal) Peak

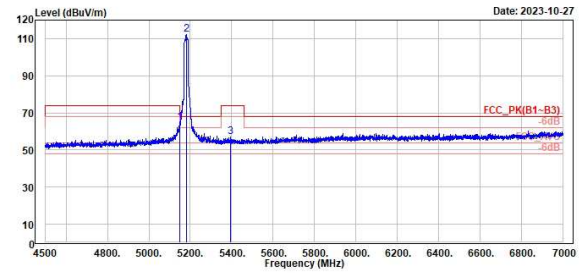
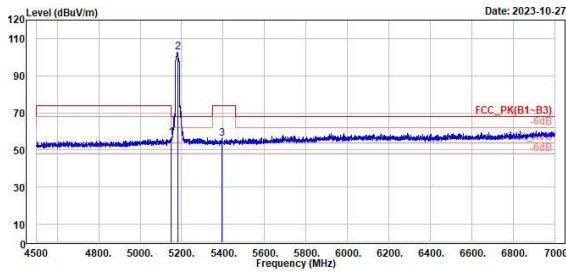
CH 36 (Vertical) Peak



TÜV Rheinland Taiwan Ltd.  
No. 458-18, Sec 2, Fenliao, Linkou Dist., New Taipei City 244, Taiwan(R.O.C.)  
Tel: +886-2172-1000 Fax: +886-2172-1322



TÜV Rheinland Taiwan Ltd.  
No. 458-18, Sec 2, Fenliao, Linkou Dist., New Taipei City 244, Taiwan(R.O.C.)  
Tel: +886-2172-1000 Fax: +886-2172-1322



Peak	Freq (MHz)	Level (dBuV/m)	Read Level (dBuV)	Factor (dB/m)	Limit Line (dBuV/m)	Over Limit (dB)	APos (cm)	TPos (deg)	Remark	Pol/Phase	Note
1	5148.58	56.55	13.66	42.89	74.00	-17.45	100	200	Peak	Horizontal	
2	5180.00	102.71	59.73	42.98	68.20	34.51	100	200	Peak	Horizontal	
3	5393.00	55.94	12.77	43.17	74.00	-18.06	100	200	Peak	Horizontal	

Peak	Freq (MHz)	Level (dBuV/m)	Read Level (dBuV)	Factor (dB/m)	Limit Line (dBuV/m)	Over Limit (dB)	APos (cm)	TPos (deg)	Remark	Pol/Phase	Note
1	5149.50	64.89	21.99	42.90	74.00	-9.11	100	182	Peak	Vertical	
2	5180.00	112.20	69.22	42.98	68.20	44.00	100	182	Peak	Vertical	
3	5393.50	57.07	13.90	43.17	74.00	-16.93	100	182	Peak	Vertical	

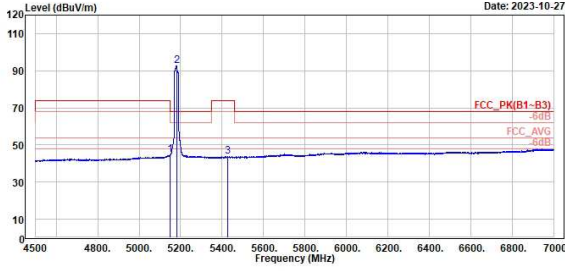
802.11ac VHT20

CH 36 (Horizontal) Average

CH 36 (Vertical) Average



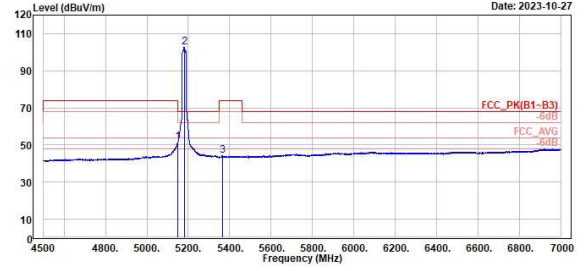
TÜV Rheinland Taiwan Ltd.  
No. 458-18, Sec 2, Fenliao, Linkou Dist., New Taipei City 244, Taiwan(R.O.C.)  
Tel: +886-2172-1000 Fax: +886-2172-1322



1	2	3	Read Level	Factor	Limit Line	Over Limit	APos	TPos	Remark	Pol/Phase	Note
MHz	dBuV/m	dBuV	dB/m	dBuV/m	dB	cm	deg				
1	5150.00	44.63	1.73	42.90	54.00	-9.37	100	200	Average	Horizontal	
2	5180.00	92.54	49.56	42.98	54.00	38.54	100	200	Average	Horizontal	
3	5428.00	43.85	0.62	43.23	54.00	-10.15	100	200	Average	Horizontal	



TÜV Rheinland Taiwan Ltd.  
No. 458-18, Sec 2, Fenliao, Linkou Dist., New Taipei City 244, Taiwan(R.O.C.)  
Tel: +886-2172-1000 Fax: +886-2172-1322



1	2	3	Read Level	Factor	Limit Line	Over Limit	APos	TPos	Remark	Pol/Phase	Note
MHz	dBuV/m	dBuV	dB/m	dBuV/m	dB	cm	deg				
1	5150.00	51.34	8.44	42.90	54.00	-2.66	100	182	Average	Vertical	
2	5180.00	102.72	59.74	42.98	54.00	48.72	100	182	Average	Vertical	
3	5364.50	44.24	1.20	43.04	54.00	-9.76	100	182	Average	Vertical	



802.11ac VHT20

CH 40 (Horizontal) Peak

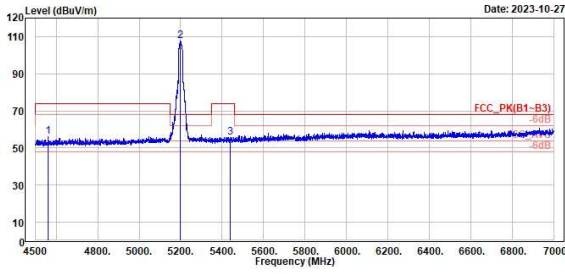
CH 40 (Vertical) Peak



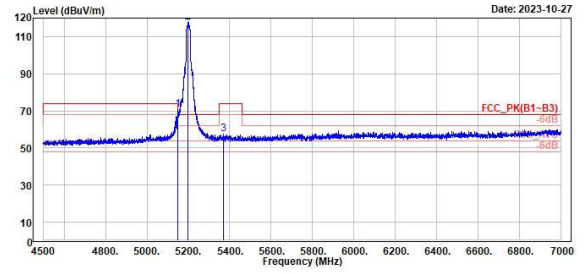
TÜV Rheinland Taiwan Ltd.  
No. 458-18, Sec 2, Fentiao, Linkou Dist., New Taipei City 244, Taiwan(R.O.C.)  
Tel: +886-2172-1000 Fax: +886-2172-1322



TÜV Rheinland Taiwan Ltd.  
No. 458-18, Sec 2, Fentiao, Linkou Dist., New Taipei City 244, Taiwan(R.O.C.)  
Tel: +886-2172-1000 Fax: +886-2172-1322



Peak	Freq (MHz)	Level (dBuV/m)	Read Level (dBuV)	Factor (dB/m)	Limit (dBuV/m)	Over Limit (dB)	APos (cm)	TPos (deg)	Remark	Pol/Phase	Note
1	4562.00	56.02	14.21	41.81	74.00	-17.98	344	209	Peak	Horizontal	
2	5280.00	107.52	64.78	43.04	68.28	39.62	344	209	Peak	Horizontal	
3	5438.50	55.76	12.52	43.24	74.00	-18.24	344	209	Peak	Horizontal	



Peak	Freq (MHz)	Level (dBuV/m)	Read Level (dBuV)	Factor (dB/m)	Limit (dBuV/m)	Over Limit (dB)	APos (cm)	TPos (deg)	Remark	Pol/Phase	Note
1	5148.50	70.57	27.68	42.89	74.00	-3.43	100	182	Peak	Vertical	
2	5280.00	117.66	74.62	43.04	68.28	49.46	100	182	Peak	Vertical	
3	5368.50	57.56	14.51	43.05	74.00	-16.44	100	182	Peak	Vertical	

802.11ac VHT20

CH 40 (Horizontal) Average

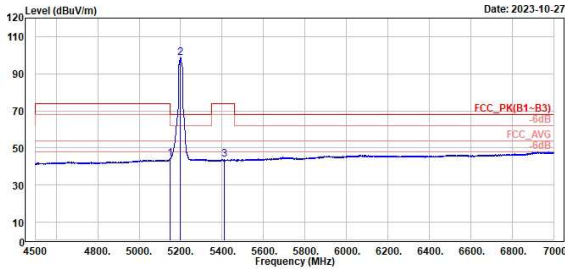
CH 40 (Vertical) Average



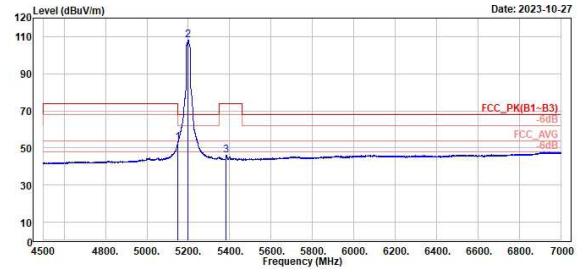
TÜV Rheinland Taiwan Ltd.  
No. 458-18, Sec 2, Fenhiao, Linkou Dist., New Taipei City 244, Taiwan(R.O.C.)  
Tel: +886-2172-1000 Fax: +886-2172-1322



TÜV Rheinland Taiwan Ltd.  
No. 458-18, Sec 2, Fenhiao, Linkou Dist., New Taipei City 244, Taiwan(R.O.C.)  
Tel: +886-2172-1000 Fax: +886-2172-1322



1	2	3
5149.00	5200.00	5410.00
44.08	98.52	43.74
1.19	55.48	0.52
42.89	43.04	43.22
54.00	54.00	54.00
-9.92	44.52	-10.26
344	344	344
209	209	209
Average	Average	Average
Horizontal	Horizontal	Horizontal



1	2	3
5150.00	5200.00	5384.00
52.82	108.20	46.17
9.92	65.16	3.03
42.90	43.04	43.14
54.00	54.00	54.00
-1.18	54.20	-7.83
100	100	100
182	182	182
Average	Average	Average
Vertical	Vertical	Vertical

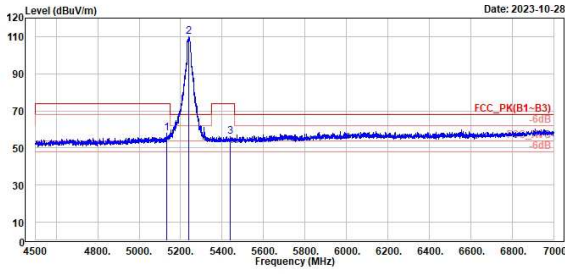
802.11ac VHT20

CH 48 (Horizontal) Peak

CH 48 (Vertical) Peak



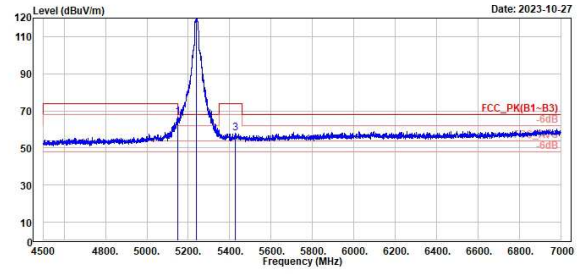
TÜV Rheinland Taiwan Ltd.  
No. 458-18, Sec 2, Fenhiao, Linkou Dist., New Taipei City 244, Taiwan(R.O.C.)  
Tel: +886-2172-1000 Fax: +886-2172-1322



Peak	Freq (MHz)	Level (dBuV/m)	Read Level (dBuV)	Factor (dB/m)	Limit Line (dBuV/m)	Over Limit (dB)	APos (cm)	TPos (deg)	Remark	Pol/Phase	Note
1	5133.58	57.88	15.10	42.78	74.00	-16.12	129	228	Peak	Horizontal	
2	5248.00	118.04	67.05	42.99	68.28	41.84	129	228	Peak	Horizontal	*
3	5441.00	56.29	13.05	43.24	74.00	-17.71	129	228	Peak	Horizontal	



TÜV Rheinland Taiwan Ltd.  
No. 458-18, Sec 2, Fenhiao, Linkou Dist., New Taipei City 244, Taiwan(R.O.C.)  
Tel: +886-2172-1000 Fax: +886-2172-1322



Peak	Freq (MHz)	Level (dBuV/m)	Read Level (dBuV)	Factor (dB/m)	Limit Line (dBuV/m)	Over Limit (dB)	APos (cm)	TPos (deg)	Remark	Pol/Phase	Note
1	5148.00	66.63	23.74	42.89	74.00	-7.37	100	182	Peak	Vertical	
2	5248.00	128.18	77.19	42.99	68.28	51.98	100	182	Peak	Vertical	*
3	5426.00	58.16	14.93	43.23	74.00	-15.84	100	182	Peak	Vertical	

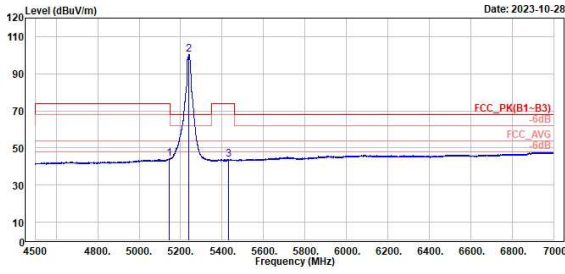
802.11ac VHT20

CH 48 (Horizontal) Average

CH 48 (Vertical) Average



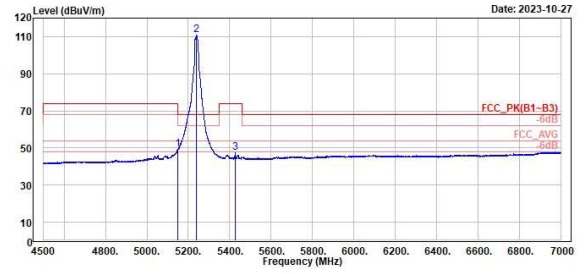
TÜV Rheinland Taiwan Ltd.  
No. 458-18, Sec 2, Fenhiao, Linkou Dist., New Taipei City 244, Taiwan(R.O.C.)  
Tel: +886-2172-1000 Fax: +886-2172-1322



Peak	Freq (MHz)	Level (dBuV/m)	Read Level (dBuV)	Factor	Limit (dBuV/m)	Over Limit (dB)	APos (cm)	TPos (deg)	Remark	Pol/Phase	Note
1	5147.00	44.27	44.27	1.40	42.87	54.00	-9.73	129	228 Average	Horizontal	
2	5248.00	108.55	57.56	42.99	54.00	46.55	129	228 Average	Horizontal		*
3	5429.50	44.01	6.77	43.24	54.00	-9.99	129	228 Average	Horizontal		



TÜV Rheinland Taiwan Ltd.  
No. 458-18, Sec 2, Fenhiao, Linkou Dist., New Taipei City 244, Taiwan(R.O.C.)  
Tel: +886-2172-1000 Fax: +886-2172-1322



Peak	Freq (MHz)	Level (dBuV/m)	Read Level (dBuV)	Factor	Limit (dBuV/m)	Over Limit (dB)	APos (cm)	TPos (deg)	Remark	Pol/Phase	Note
1	5150.00	49.31	49.31	6.41	42.90	54.00	-4.69	100	182 Average	Vertical	
2	5248.00	111.00	68.01	42.99	54.00	57.00	100	182 Average	Vertical		*
3	5426.50	47.29	4.06	43.23	54.00	-6.71	100	182 Average	Vertical		

802.11ac VHT40

CH 38 (Horizontal) Peak

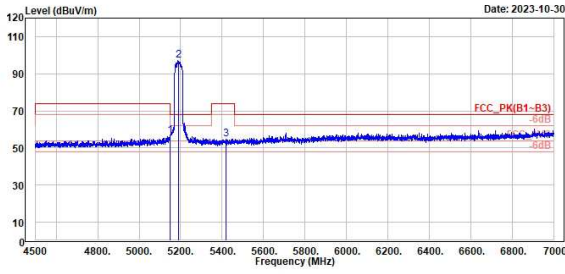
CH 38 (Vertical) Peak



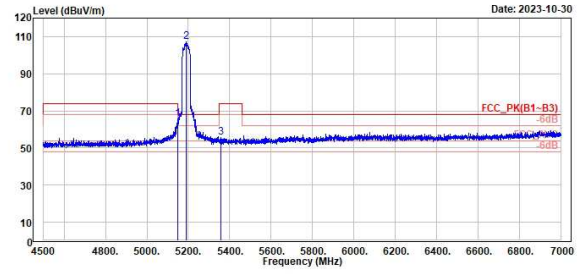
TÜV Rheinland Taiwan Ltd.  
No. 458-18, Sec 2, Fenhiao, Linkou Dist., New Taipei City 244, Taiwan(R.O.C.)  
Tel: +886-2172-1000 Fax: +886-2172-1322



TÜV Rheinland Taiwan Ltd.  
No. 458-18, Sec 2, Fenhiao, Linkou Dist., New Taipei City 244, Taiwan(R.O.C.)  
Tel: +886-2172-1000 Fax: +886-2172-1322



Peak	Freq (MHz)	Level (dBuV/m)	Read Level (dBuV)	Factor (dB/m)	Limit (dBuV/m)	Over Limit (dB)	APos (cm)	TPos (deg)	Remark	Pol/Phase	Note
1	5147.50	56.36	13.48	42.88	74.00	-17.64	100	200	Peak	Horizontal	
2	5190.00	97.36	54.35	43.01	68.20	29.16	100	200	Peak	Horizontal	
3	5419.00	54.80	11.57	43.23	74.00	-19.20	100	200	Peak	Horizontal	



Peak	Freq (MHz)	Level (dBuV/m)	Read Level (dBuV)	Factor (dB/m)	Limit (dBuV/m)	Over Limit (dB)	APos (cm)	TPos (deg)	Remark	Pol/Phase	Note
1	5148.50	65.78	22.89	42.89	74.00	-8.22	100	169	Peak	Vertical	
2	5190.00	107.43	64.42	43.01	68.20	39.23	100	169	Peak	Vertical	
3	5357.50	55.00	12.80	43.00	74.00	-18.20	100	169	Peak	Vertical	

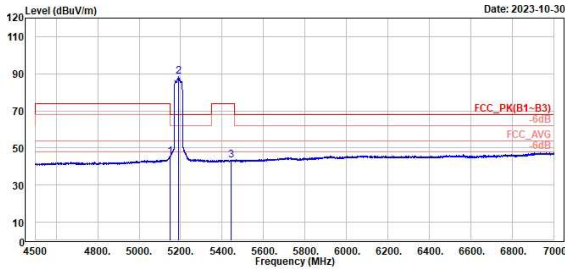
802.11ac VHT40

CH 38 (Horizontal) Average

CH 38 (Vertical) Average



TÜV Rheinland Taiwan Ltd.  
No. 458-18, Sec 2, Fenhiao, Linkou Dist., New Taipei City 244, Taiwan(R.O.C.)  
Tel: +886-2172-1000 Fax: +886-2172-1322

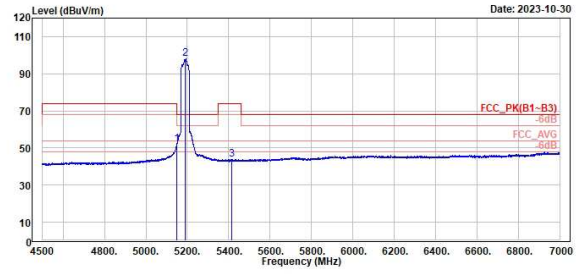


Date: 2023-10-30

1	2	3	Read Level	Factor	Limit	Over	APos	TPos	Remark	Pol/Phase	Note
MHz	dBuV/m	dBuV	dB/m	dBuV/m	dB	dB	cm	deg			
1	5150.00	45.17	2.27	42.90	54.00	-8.83	100	200	Average	Horizontal	
2	5190.00	88.38	45.37	43.01	54.00	34.38	100	200	Average	Horizontal	
3	5443.50	43.51	0.26	43.25	54.00	-10.49	100	200	Average	Horizontal	



TÜV Rheinland Taiwan Ltd.  
No. 458-18, Sec 2, Fenhiao, Linkou Dist., New Taipei City 244, Taiwan(R.O.C.)  
Tel: +886-2172-1000 Fax: +886-2172-1322



Date: 2023-10-30

1	2	3	Read Level	Factor	Limit	Over	APos	TPos	Remark	Pol/Phase	Note
MHz	dBuV/m	dBuV	dB/m	dBuV/m	dB	dB	cm	deg			
1	5150.00	51.87	6.97	42.90	54.00	-2.13	100	169	Average	Vertical	
2	5190.00	97.89	54.88	43.01	54.00	43.89	100	169	Average	Vertical	
3	5416.00	43.92	0.78	43.22	54.00	-10.08	100	169	Average	Vertical	

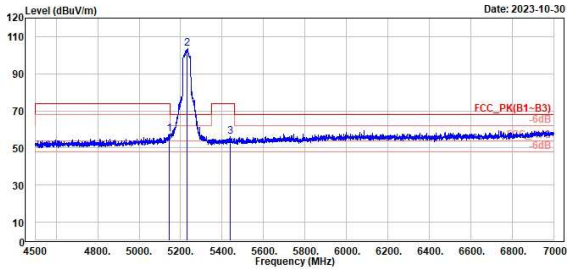
802.11ac VHT40

CH 46 (Horizontal) Peak

CH 46 (Vertical) Peak



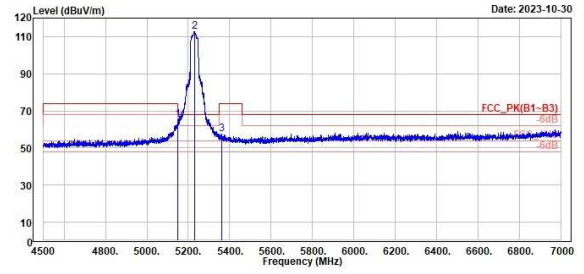
TÜV Rheinland Taiwan Ltd.  
No. 458-18, Sec 2, Fenhiao, Linkou Dist., New Taipei City 244, Taiwan(R.O.C.)  
Tel: +886-2172-1000 Fax: +886-2172-1322



Peak	Freq (MHz)	Level (dBuV/m)	Read Level (dBuV)	Factor (dB/m)	Limit (dBuV/m)	Over Limit (dB)	APos (cm)	TPos (deg)	Remark	Pol/Phase	Note
1	5144.58	57.55	14.69	42.86	74.00	-16.45	100	200	Peak	Horizontal	
2	5238.00	103.62	60.61	43.01	68.20	35.42	100	200	Peak	Horizontal	
3	5440.00	56.00	12.76	43.24	74.00	-18.00	100	200	Peak	Horizontal	



TÜV Rheinland Taiwan Ltd.  
No. 458-18, Sec 2, Fenhiao, Linkou Dist., New Taipei City 244, Taiwan(R.O.C.)  
Tel: +886-2172-1000 Fax: +886-2172-1322



Peak	Freq (MHz)	Level (dBuV/m)	Read Level (dBuV)	Factor (dB/m)	Limit (dBuV/m)	Over Limit (dB)	APos (cm)	TPos (deg)	Remark	Pol/Phase	Note
1	5149.00	65.20	22.31	42.89	74.00	-8.80	100	171	Peak	Vertical	
2	5238.00	112.85	69.84	43.01	68.20	44.65	100	171	Peak	Vertical	
3	5360.00	57.52	14.50	43.02	74.00	-16.48	100	171	Peak	Vertical	

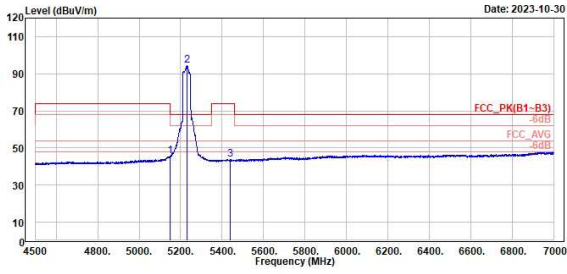
802.11ac VHT40

CH 46 (Horizontal) Average

CH 46 (Vertical) Average



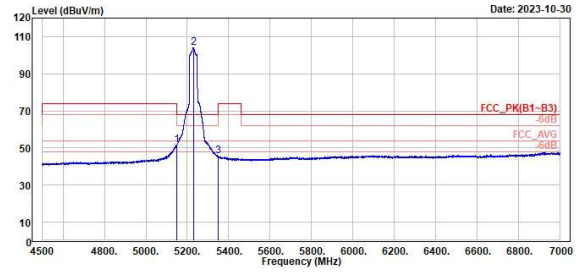
TÜV Rheinland Taiwan Ltd.  
No. 458-18, Sec 2, Fenhiao, Linkou Dist., New Taipei City 244, Taiwan(R.O.C.)  
Tel: +886-2172-1000 Fax: +886-2172-1322



MHz	Level	Read Level	Factor	Limit	Over	APos	TPos	Remark	Pol/Phase	Note
dBuV/m	dBuV	dB/m	dBuV/m	dB	cm	deg				
1	5149.50	45.68	2.78	42.90	54.00	-8.32	100	200 Average	Horizontal	
2	5238.00	94.27	51.26	43.01	54.00	40.27	100	200 Average	Horizontal	
3	5438.00	43.83	0.59	43.24	54.00	-10.17	100	200 Average	Horizontal	



TÜV Rheinland Taiwan Ltd.  
No. 458-18, Sec 2, Fenhiao, Linkou Dist., New Taipei City 244, Taiwan(R.O.C.)  
Tel: +886-2172-1000 Fax: +886-2172-1322



MHz	Level	Read Level	Factor	Limit	Over	APos	TPos	Remark	Pol/Phase	Note
dBuV/m	dBuV	dB/m	dBuV/m	dB	cm	deg				
1	5149.50	51.45	6.55	42.90	54.00	-2.55	100	171 Average	Vertical	
2	5238.00	104.09	61.08	43.01	54.00	50.09	100	171 Average	Vertical	
3	5350.00	45.77	2.88	42.97	54.00	-8.23	100	171 Average	Vertical	



802.11ac VHT80

CH 42 (Horizontal) Peak

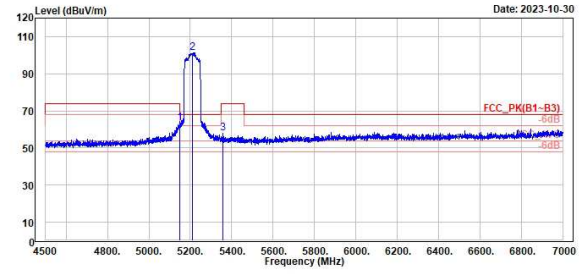
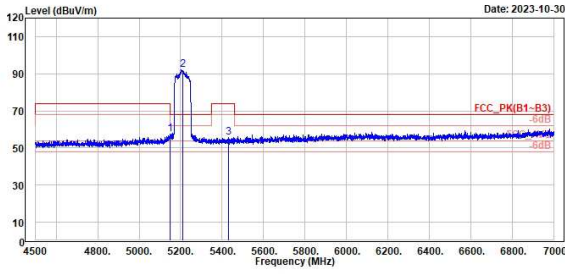
CH 42 (Vertical) Peak



TÜV Rheinland Taiwan Ltd.  
No. 458-18, Sec 2, Fenhiao, Linkou Dist., New Taipei City 244, Taiwan(R.O.C.)  
Tel: +886-2172-1000 Fax: +886-2172-1322



TÜV Rheinland Taiwan Ltd.  
No. 458-18, Sec 2, Fenhiao, Linkou Dist., New Taipei City 244, Taiwan(R.O.C.)  
Tel: +886-2172-1000 Fax: +886-2172-1322



Peak	Freq (MHz)	Level (dBuV/m)	Read Level (dBuV)	Factor (dB)	Limit (dBuV/m)	Over Limit (dB)	APos (cm)	TPos (deg)	Remark	Pol/Phase	Note
1	5148.00	57.41	14.52	42.89	74.00	-16.59	100	200	Peak	Horizontal	
2	5218.00	91.97	48.94	43.03	68.20	23.77	100	200	Peak	Horizontal	
3	5431.50	55.89	12.65	43.24	74.00	-18.11	100	200	Peak	Horizontal	

Peak	Freq (MHz)	Level (dBuV/m)	Read Level (dBuV)	Factor (dB)	Limit (dBuV/m)	Over Limit (dB)	APos (cm)	TPos (deg)	Remark	Pol/Phase	Note
1	5148.50	63.64	20.75	42.89	74.00	-10.36	100	170	Peak	Vertical	
2	5218.00	101.52	58.29	43.03	68.20	33.12	100	170	Peak	Vertical	
3	5357.50	57.74	14.74	43.00	74.00	-16.26	100	170	Peak	Vertical	

802.11ac VHT80

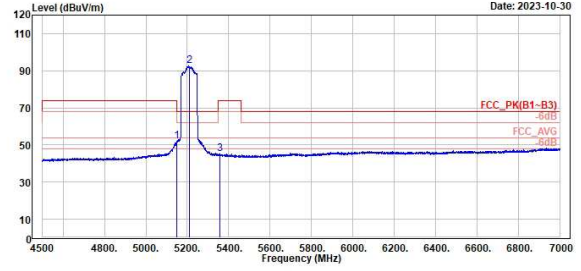
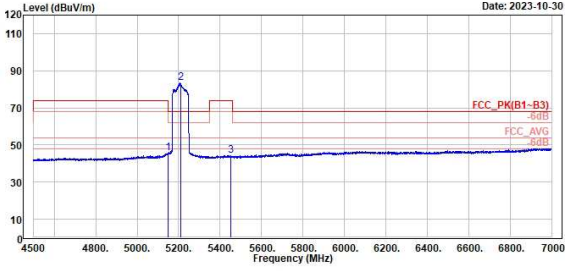
CH 42 (Horizontal) Average

CH 42 (Vertical) Average



TÜV Rheinland Taiwan Ltd.  
No. 458-18, Sec 2, Fenhiao, Linkou Dist., New Taipei City 244, Taiwan(R.O.C.)  
Tel: +886-2172-1000 Fax: +886-2172-1322

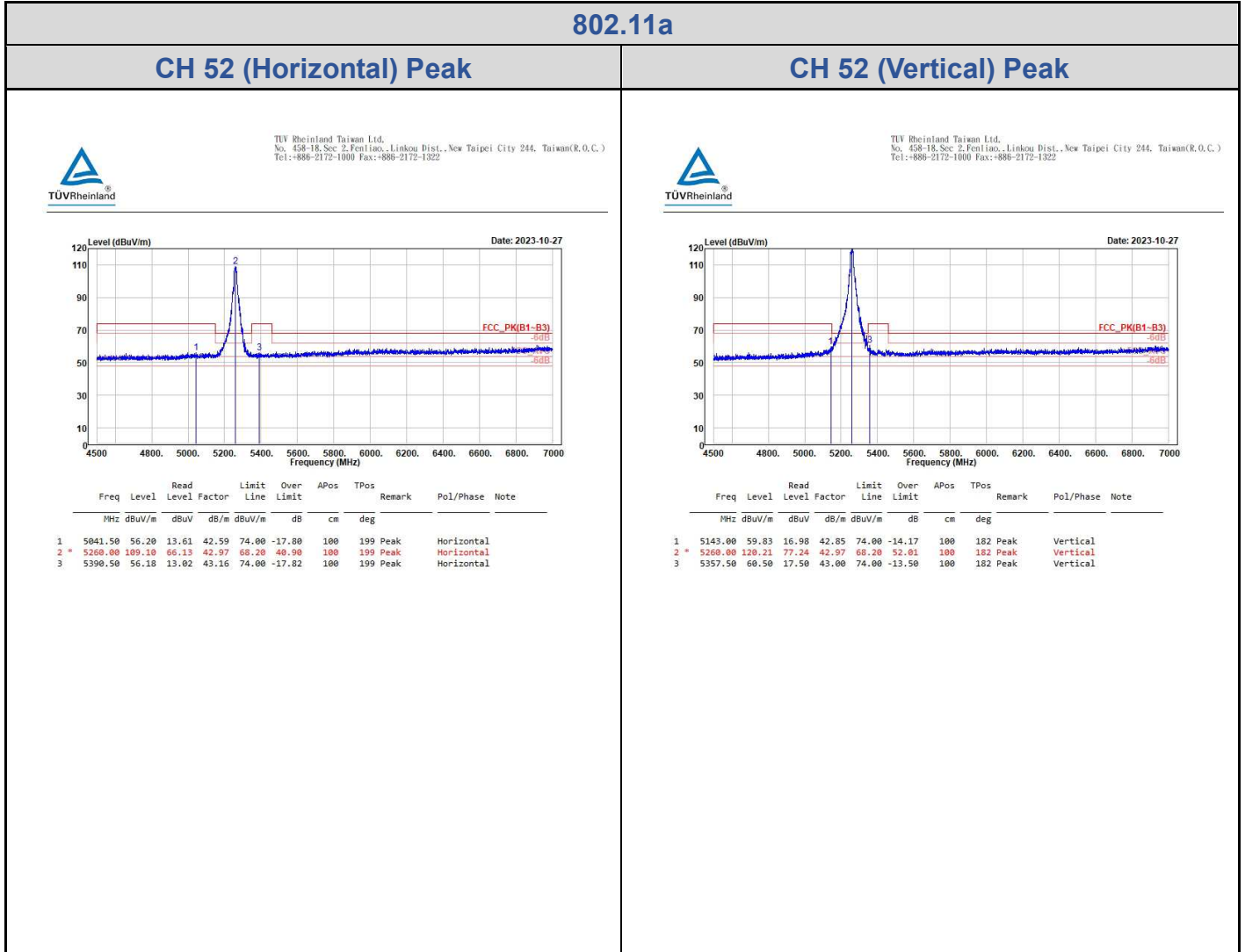
TÜV Rheinland Taiwan Ltd.  
No. 458-18, Sec 2, Fenhiao, Linkou Dist., New Taipei City 244, Taiwan(R.O.C.)  
Tel: +886-2172-1000 Fax: +886-2172-1322



Freq	Level	Read Level	Factor	Limit Line	Over Limit	APos	TPos	Remark	Pol/Phase	Note
MHz	dBuV/m	dBuV	dB/m	dBuV/m	dB	cm	deg			
1	5148.50	45.47	2.58	42.89	54.00	-8.53	100	200 Average	Horizontal	
2	5218.00	83.35	40.32	43.05	54.00	29.35	100	200 Average	Horizontal	
3	5453.50	44.41	1.15	43.26	54.00	-9.59	100	200 Average	Horizontal	

Freq	Level	Read Level	Factor	Limit Line	Over Limit	APos	TPos	Remark	Pol/Phase	Note
MHz	dBuV/m	dBuV	dB/m	dBuV/m	dB	cm	deg			
1	5149.50	51.88	6.98	42.90	54.00	-2.12	100	170 Average	Vertical	
2	5218.00	92.62	49.59	43.03	54.00	38.62	100	170 Average	Vertical	
3	5357.50	45.24	2.24	43.00	54.00	-8.76	100	170 Average	Vertical	

Band Edges, 4.5 ~ 7GHz  
U-NII-2A



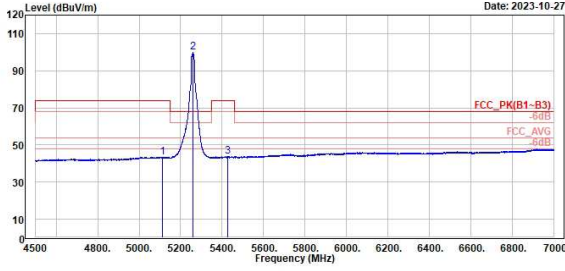
802.11a

CH 52 (Horizontal) Average

CH 52 (Vertical) Average



TÜV Rheinland Taiwan Ltd.  
No. 458-18, Sec 2, Fenhiao, Linkou Dist., New Taipei City 244, Taiwan(R.O.C.)  
Tel: +886-2172-1000 Fax: +886-2172-1322

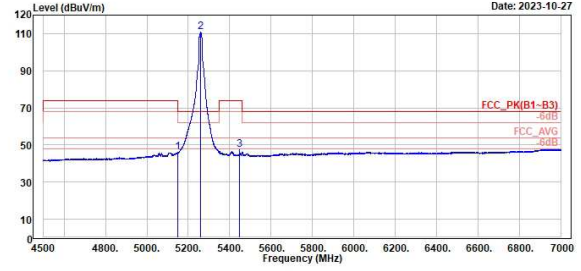


Date: 2023-10-27

1	2	3	4	5	6	7	8	9	10	11	12	13	14	15	16	17	18	19	20
MHz	Level	Read	Factor	Limit	Over	APos	TPos	Remark	Pol/Phase	Note									
dBuV/m	dBuV	dB/m	dBuV/m	dB	cm	deg													
5111.00	43.44	0.81	42.63	54.00	-10.56	100	199	Average	Horizontal										
5268.00	99.96	56.99	42.97	54.00	45.96	100	199	Average	Horizontal										
5427.00	43.88	0.65	43.23	54.00	-10.12	100	199	Average	Horizontal										



TÜV Rheinland Taiwan Ltd.  
No. 458-18, Sec 2, Fenhiao, Linkou Dist., New Taipei City 244, Taiwan(R.O.C.)  
Tel: +886-2172-1000 Fax: +886-2172-1322



Date: 2023-10-27

1	2	3	4	5	6	7	8	9	10	11	12	13	14	15	16	17	18	19	20
MHz	Level	Read	Factor	Limit	Over	APos	TPos	Remark	Pol/Phase	Note									
dBuV/m	dBuV	dB/m	dBuV/m	dB	cm	deg													
5149.00	45.99	3.10	42.89	54.00	-8.01	100	182	Average	Vertical										
5268.00	110.87	67.98	42.97	54.00	56.87	100	182	Average	Vertical										
5447.50	47.30	4.05	43.25	54.00	-6.70	100	182	Average	Vertical										

802.11a

CH 60 (Horizontal) Peak

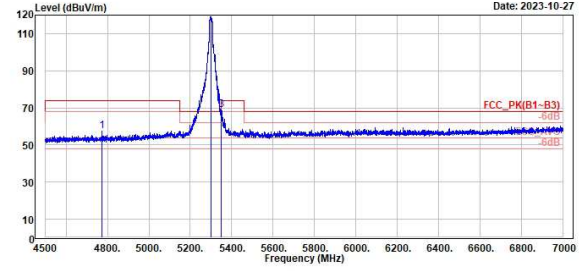
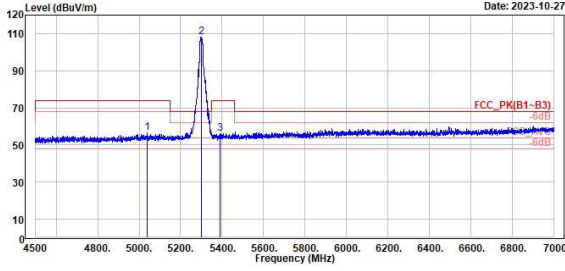
CH 60 (Vertical) Peak



TÜV Rheinland Taiwan Ltd.  
No. 458-18, Sec 2, Fenhiao, Linkou Dist., New Taipei City 244, Taiwan(R.O.C.)  
Tel: +886-2172-1000 Fax: +886-2172-1322



TÜV Rheinland Taiwan Ltd.  
No. 458-18, Sec 2, Fenhiao, Linkou Dist., New Taipei City 244, Taiwan(R.O.C.)  
Tel: +886-2172-1000 Fax: +886-2172-1322



Peak	Freq (MHz)	Level (dBuV/m)	Read Level (dBuV)	Factor (dB/m)	Limit (dBuV/m)	Over Limit (dB)	APos (cm)	TPos (deg)	Remark	Pol/Phase	Note
1	5039.50	56.61	14.03	42.58	74.00	-17.39	384	199	Peak	Horizontal	
2 *	5300.00	108.54	65.42	42.92	68.20	40.14	384	199	Peak	Horizontal	
3	5391.00	56.23	13.07	43.16	74.00	-17.77	384	199	Peak	Horizontal	

Peak	Freq (MHz)	Level (dBuV/m)	Read Level (dBuV)	Factor (dB/m)	Limit (dBuV/m)	Over Limit (dB)	APos (cm)	TPos (deg)	Remark	Pol/Phase	Note
1	4771.50	57.69	15.61	42.08	74.00	-16.31	115	184	Peak	Vertical	
2 *	5300.00	119.31	76.39	42.92	68.20	51.11	115	184	Peak	Vertical	
3 !	5351.00	69.04	26.07	42.97	74.00	-4.96	115	184	Peak	Vertical	

802.11a

CH 60 (Horizontal) Average

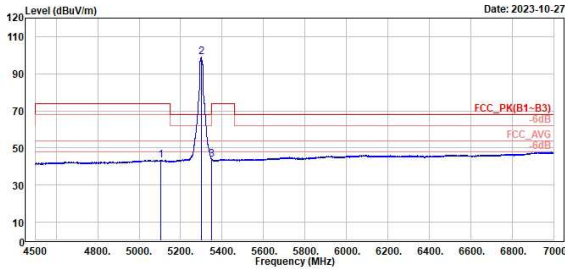
CH 60 (Vertical) Average



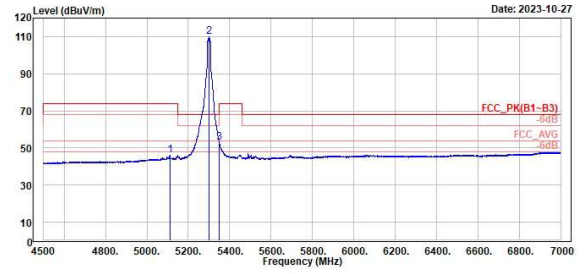
TÜV Rheinland Taiwan Ltd.  
No. 458-18, Sec 2, Fenhiao, Linkou Dist., New Taipei City 244, Taiwan(R.O.C.)  
Tel: +886-2172-1000 Fax: +886-2172-1322



TÜV Rheinland Taiwan Ltd.  
No. 458-18, Sec 2, Fenhiao, Linkou Dist., New Taipei City 244, Taiwan(R.O.C.)  
Tel: +886-2172-1000 Fax: +886-2172-1322



1	2	3	Read Level	Factor	Limit Line	Over Limit	APos	TPos	Remark	Pol/Phase	Note
MHz	dBuV/m	dBuV	dB/m	dBuV/m	dB	cm	deg				
1	5184.58	43.38	0.79	42.59	54.00	-10.62	384	199	Average	Horizontal	
2	5380.00	98.98	56.06	42.92	54.00	44.98	384	199	Average	Horizontal	
3	5350.50	44.00	1.03	42.97	54.00	-10.00	384	199	Average	Horizontal	



1	2	3	Read Level	Factor	Limit Line	Over Limit	APos	TPos	Remark	Pol/Phase	Note
MHz	dBuV/m	dBuV	dB/m	dBuV/m	dB	cm	deg				
1	5111.50	45.93	3.30	42.63	54.00	-8.07	115	184	Average	Vertical	
2	5380.00	110.04	67.12	42.92	54.00	56.04	115	184	Average	Vertical	
3	5350.50	52.81	9.84	42.97	54.00	-1.19	115	184	Average	Vertical	

802.11a

CH 64 (Horizontal) Peak

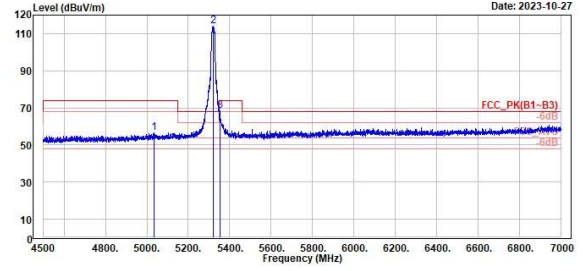
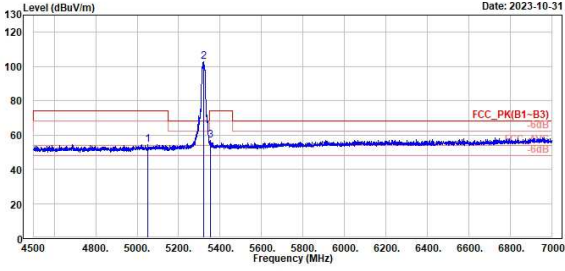
CH 64 (Vertical) Peak



TÜV Rheinland Taiwan Ltd.  
No. 458-18, Sec 2, Fenliao, Linkou Dist., New Taipei City 244, Taiwan(R.O.C.)  
Tel: +886-2172-1000 Fax: +886-2172-1322



TÜV Rheinland Taiwan Ltd.  
No. 458-18, Sec 2, Fenliao, Linkou Dist., New Taipei City 244, Taiwan(R.O.C.)  
Tel: +886-2172-1000 Fax: +886-2172-1322



Peak	Freq (MHz)	Level (dBuV/m)	Read Level (dBuV)	Factor (dB/m)	Limit Line (dBuV/m)	Over Limit (dB)	APos (cm)	TPos (deg)	Remark	Pol/Phase	Note
1	5052.50	54.55	13.28	41.27	74.00	-19.45	120	197	Peak	Horizontal	
2	5328.00	102.67	60.75	41.92	68.20	34.47	120	197	Peak	Horizontal	
3	5352.50	56.91	15.12	41.79	74.00	-17.09	120	197	Peak	Horizontal	

Peak	Freq (MHz)	Level (dBuV/m)	Read Level (dBuV)	Factor (dB/m)	Limit Line (dBuV/m)	Over Limit (dB)	APos (cm)	TPos (deg)	Remark	Pol/Phase	Note
1	5033.00	56.75	14.18	42.57	74.00	-17.25	114	167	Peak	Vertical	
2	5328.00	113.90	70.96	42.94	68.20	45.70	114	167	Peak	Vertical	
3	5353.50	68.32	25.34	42.98	74.00	-5.68	114	167	Peak	Vertical	

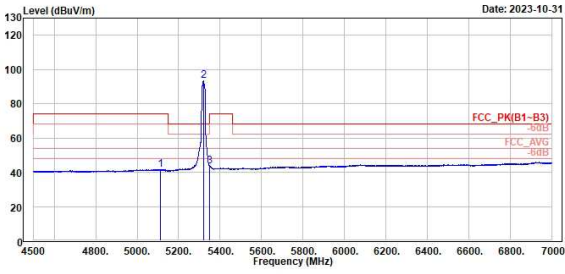
802.11a

CH 64 (Horizontal) Average

CH 64 (Vertical) Average



TÜV Rheinland Taiwan Ltd.  
No. 458-18, Sec 2, Fenhiao, Linkou Dist., New Taipei City 244, Taiwan(R.O.C.)  
Tel: +886-2172-1000 Fax: +886-2172-1322

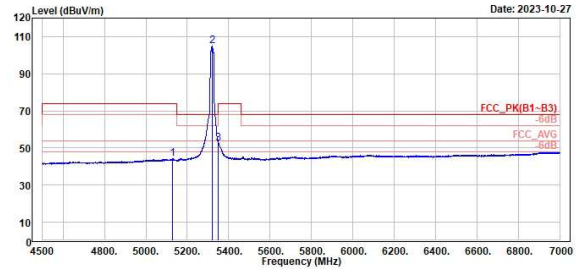


Date: 2023-10-31

Freq	Level	Read Level Factor	Limit Line	Over Limit	APos	TPos	Remark	Pol/Phase	Note
MHz	dBuV/m	dBuV	dB/m	dBuV/m	dB	cm	deg		
1	5111.00	41.65	0.32	41.33	54.00	-12.35	120	197 Average	Horizontal
2 *	5328.00	93.45	51.54	41.92	54.00	39.46	120	197 Average	Horizontal
3	5350.00	43.37	1.61	41.76	54.00	-10.63	120	197 Average	Horizontal



TÜV Rheinland Taiwan Ltd.  
No. 458-18, Sec 2, Fenhiao, Linkou Dist., New Taipei City 244, Taiwan(R.O.C.)  
Tel: +886-2172-1000 Fax: +886-2172-1322



Date: 2023-10-27

Freq	Level	Read Level Factor	Limit Line	Over Limit	APos	TPos	Remark	Pol/Phase	Note
MHz	dBuV/m	dBuV	dB/m	dBuV/m	dB	cm	deg		
1	5129.50	44.33	1.57	42.76	54.00	-9.67	114	167 Average	Vertical
2 *	5328.00	105.07	62.13	42.94	54.00	51.07	114	167 Average	Vertical
3 !	5350.00	52.52	9.55	42.97	54.00	-1.48	114	167 Average	Vertical



802.11ac VHT20

CH 52 (Horizontal) Peak

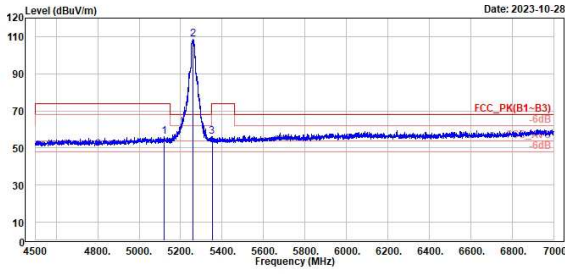
CH 52 (Vertical) Peak



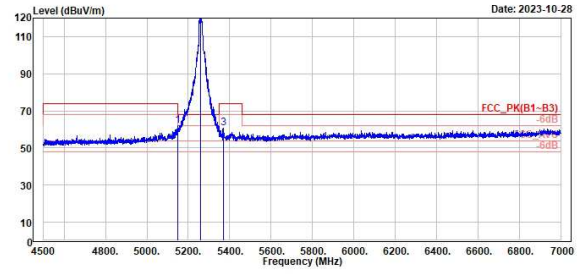
TÜV Rheinland Taiwan Ltd.  
No. 458-18, Sec 2, Fenliao, Linkou Dist., New Taipei City 244, Taiwan(R.O.C.)  
Tel: +886-2172-1000 Fax: +886-2172-1322



TÜV Rheinland Taiwan Ltd.  
No. 458-18, Sec 2, Fenliao, Linkou Dist., New Taipei City 244, Taiwan(R.O.C.)  
Tel: +886-2172-1000 Fax: +886-2172-1322



Peak	Freq (MHz)	Level (dBuV/m)	Read Level (dBuV)	Factor (dB)	Limit (dBuV/m)	Over Limit (dB)	APos (cm)	TPos (deg)	Remark	Pol/Phase	Note
1	5120.50	56.17	13.48	42.69	74.00	-17.83	100	197	Peak	Horizontal	
2	5268.00	108.71	65.74	42.97	68.20	40.51	100	197	Peak	Horizontal	
3	5351.50	56.31	13.33	42.98	74.00	-17.69	100	197	Peak	Horizontal	



Peak	Freq (MHz)	Level (dBuV/m)	Read Level (dBuV)	Factor (dB)	Limit (dBuV/m)	Over Limit (dB)	APos (cm)	TPos (deg)	Remark	Pol/Phase	Note
1	5149.00	62.17	19.28	42.89	74.00	-11.83	105	182	Peak	Vertical	
2	5268.00	120.52	77.55	42.97	68.20	52.32	105	182	Peak	Vertical	
3	5371.00	60.69	17.62	43.07	74.00	-13.31	105	182	Peak	Vertical	

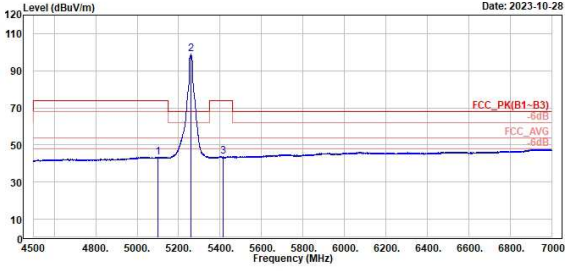
802.11ac VHT20

CH 52 (Horizontal) Average

CH 52 (Vertical) Average



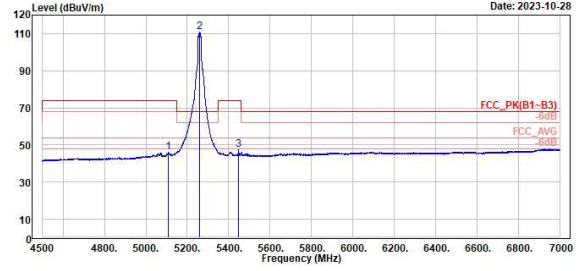
TÜV Rheinland Taiwan Ltd.  
No. 458-18, Sec 2, Fenhiao, Linkou Dist., New Taipei City 244, Taiwan(R.O.C.)  
Tel: +886-2172-1000 Fax: +886-2172-1322



1	2	3
5099.50	5268.00	5415.00
43.43	99.09	43.83
0.88	56.12	0.61
42.55	42.97	43.22
54.00	54.00	54.00
-10.57	45.09	-10.17
100	100	100
197	197	197
Average	Average	Average
Horizontal	Horizontal	Horizontal



TÜV Rheinland Taiwan Ltd.  
No. 458-18, Sec 2, Fenhiao, Linkou Dist., New Taipei City 244, Taiwan(R.O.C.)  
Tel: +886-2172-1000 Fax: +886-2172-1322



1	2	3
5108.50	5268.00	5446.50
45.96	110.90	47.38
3.35	67.93	4.13
42.61	42.97	43.25
54.00	54.00	54.00
-8.04	56.90	-6.62
105	105	105
182	182	182
Average	Average	Average
Vertical	Vertical	Vertical

802.11ac VHT20

CH 60 (Horizontal) Peak

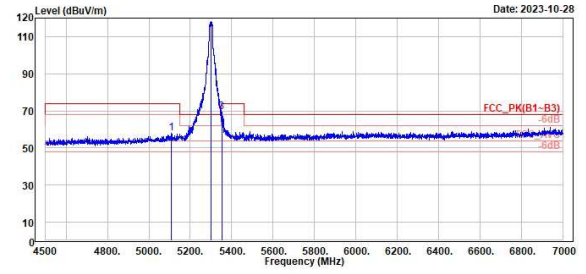
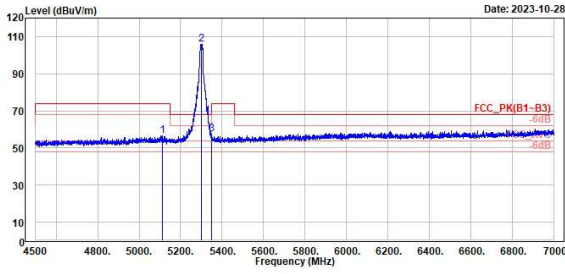
CH 60 (Vertical) Peak



TÜV Rheinland Taiwan Ltd.  
No. 458-18, Sec 2, Fenhiao, Linkou Dist., New Taipei City 244, Taiwan(R.O.C.)  
Tel: +886-2172-1000 Fax: +886-2172-1322



TÜV Rheinland Taiwan Ltd.  
No. 458-18, Sec 2, Fenhiao, Linkou Dist., New Taipei City 244, Taiwan(R.O.C.)  
Tel: +886-2172-1000 Fax: +886-2172-1322



Peak	Freq	Level	Read Level	Factor	Limit	Over	APos	TPos	Remark	Pol/Phase	Note
	MHz	dBuV/m	dBuV	dB/m	dBuV/m	dB	cm	deg			
1	5111.50	56.35	13.72	42.63	74.00	-17.65	100	111	Peak	Horizontal	
2 *	5300.00	106.05	63.13	42.92	68.20	37.85	100	111	Peak	Horizontal	
3	5350.00	57.54	14.57	42.97	68.20	-10.66	100	111	Peak	Horizontal	

Peak	Freq	Level	Read Level	Factor	Limit	Over	APos	TPos	Remark	Pol/Phase	Note
	MHz	dBuV/m	dBuV	dB/m	dBuV/m	dB	cm	deg			
1	5109.50	57.95	15.33	42.62	74.00	-16.05	100	180	Peak	Vertical	
2 *	5300.00	118.25	75.33	42.92	68.20	50.05	100	180	Peak	Vertical	
3 !	5351.50	69.30	26.32	42.98	74.00	-4.70	100	180	Peak	Vertical	

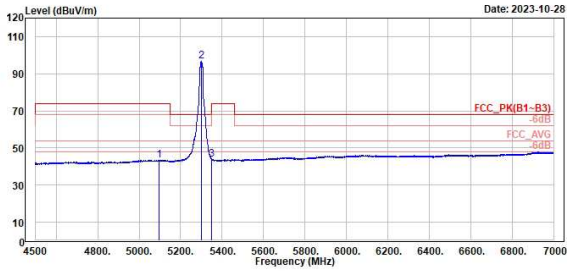
802.11ac VHT20

CH 60 (Horizontal) Average

CH 60 (Vertical) Average



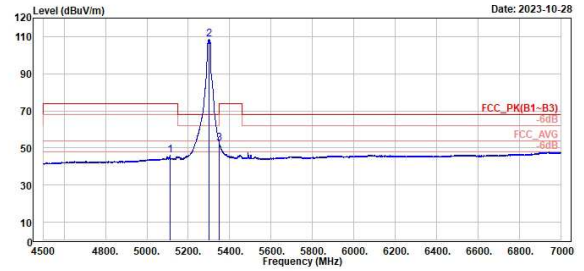
TÜV Rheinland Taiwan Ltd.  
No. 458-18, Sec 2, Fenhiao, Linkou Dist., New Taipei City 244, Taiwan(R.O.C.)  
Tel: +886-2172-1000 Fax: +886-2172-1322



	Freq	Level	Read	Limit	Over	APos	TPos	Remark	Pol/Phase	Note
	MHz	dBuV/m	Factor	Line	Limit	cm	deg			
1	5097.00	43.50	0.94	42.56	54.00	-10.50	100	111 Average	Horizontal	
2 *	5300.00	96.74	53.82	42.92	54.00	42.74	100	111 Average	Horizontal	
3	5350.50	43.88	0.91	42.97	54.00	-10.12	100	111 Average	Horizontal	



TÜV Rheinland Taiwan Ltd.  
No. 458-18, Sec 2, Fenhiao, Linkou Dist., New Taipei City 244, Taiwan(R.O.C.)  
Tel: +886-2172-1000 Fax: +886-2172-1322



	Freq	Level	Read	Limit	Over	APos	TPos	Remark	Pol/Phase	Note
	MHz	dBuV/m	Factor	Line	Limit	cm	deg			
1	5111.50	45.94	3.31	42.63	54.00	-8.06	100	180 Average	Vertical	
2 *	5300.00	108.74	65.82	42.92	54.00	54.74	100	180 Average	Vertical	
3 !	5350.00	52.29	9.32	42.97	54.00	-1.71	100	180 Average	Vertical	

802.11ac VHT20

CH 64 (Horizontal) Peak

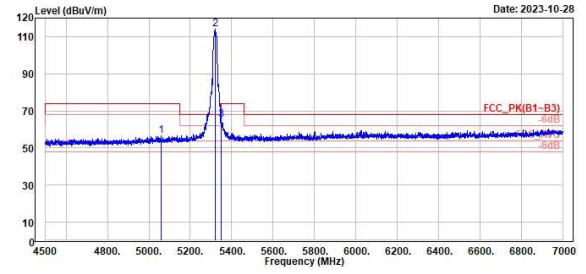
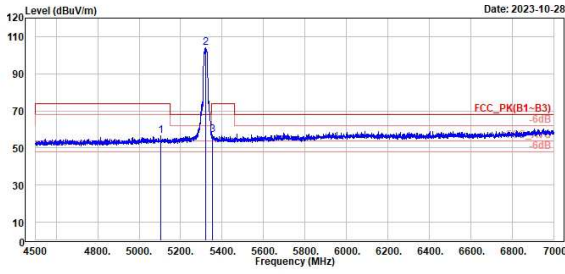
CH 64 (Vertical) Peak



TÜV Rheinland Taiwan Ltd.  
No. 458-18, Sec 2, Fenhiao, Linkou Dist., New Taipei City 244, Taiwan(R.O.C.)  
Tel: +886-2172-1000 Fax: +886-2172-1322



TÜV Rheinland Taiwan Ltd.  
No. 458-18, Sec 2, Fenhiao, Linkou Dist., New Taipei City 244, Taiwan(R.O.C.)  
Tel: +886-2172-1000 Fax: +886-2172-1322



Peak	Freq	Level	Read Level	Factor	Limit	Over	APos	TPos	Remark	Pol/Phase	Note
	MHz	dBuV/m	dBuV	dB/m	dBuV/m	dB	cm	deg			
1	5185.00	56.60	14.01	42.59	74.00	-17.40	268	72	Peak	Horizontal	
2 *	5328.00	104.20	61.26	42.94	68.20	36.00	268	72	Peak	Horizontal	
3	5354.50	56.91	13.92	42.99	74.00	-17.09	268	72	Peak	Horizontal	

Peak	Freq	Level	Read Level	Factor	Limit	Over	APos	TPos	Remark	Pol/Phase	Note
	MHz	dBuV/m	dBuV	dB/m	dBuV/m	dB	cm	deg			
1	5058.50	56.49	13.89	42.60	74.00	-17.51	137	183	Peak	Vertical	
2 *	5328.00	113.98	71.04	42.94	68.20	45.78	137	183	Peak	Vertical	
3 !	5350.00	65.35	22.38	42.97	68.20	-2.85	137	183	Peak	Vertical	

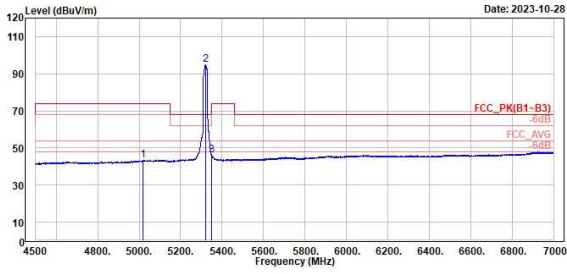
802.11ac VHT20

CH 64 (Horizontal) Average

CH 64 (Vertical) Average



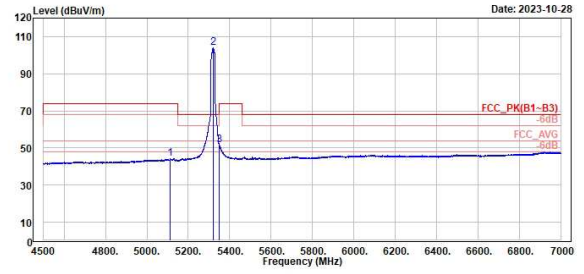
TÜV Rheinland Taiwan Ltd.  
No. 458-18, Sec 2, Fenhiao, Linkou Dist., New Taipei City 244, Taiwan(R.O.C.)  
Tel: +886-2172-1000 Fax: +886-2172-1322



1	2	3	Read Level	Factor	Limit Line	Over Limit	APos	TPos	Remark	Pol/Phase	Note
MHz	dBuV/m	dBuV	dB/m	dBuV/m	dB	cm	deg				
1	5019.00	43.40	0.87	42.53	54.00	-10.60	268	72	Average	Horizontal	
2	5328.00	95.09	52.15	42.94	54.00	41.09	268	72	Average	Horizontal	
3	5350.00	46.02	3.05	42.97	54.00	-7.98	268	72	Average	Horizontal	



TÜV Rheinland Taiwan Ltd.  
No. 458-18, Sec 2, Fenhiao, Linkou Dist., New Taipei City 244, Taiwan(R.O.C.)  
Tel: +886-2172-1000 Fax: +886-2172-1322



1	2	3	Read Level	Factor	Limit Line	Over Limit	APos	TPos	Remark	Pol/Phase	Note
MHz	dBuV/m	dBuV	dB/m	dBuV/m	dB	cm	deg				
1	5114.00	44.31	1.66	42.65	54.00	-9.69	137	183	Average	Vertical	
2	5328.00	104.19	61.25	42.94	54.00	50.19	137	183	Average	Vertical	
3	5350.00	51.73	0.76	42.97	54.00	-2.27	137	183	Average	Vertical	

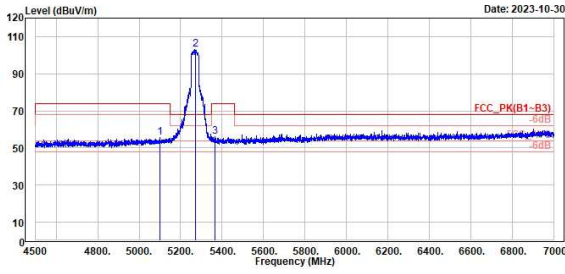
802.11ac VHT40

CH 54 (Horizontal) Peak

CH 54 (Vertical) Peak



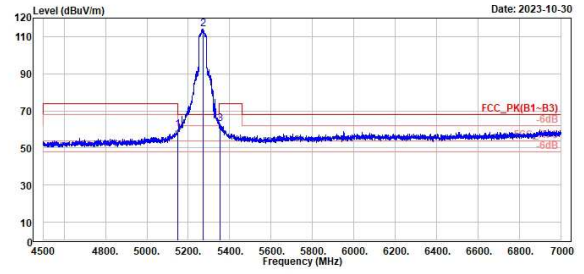
TÜV Rheinland Taiwan Ltd.  
No. 458-18, Sec 2, Fenhiao, Linkou Dist., New Taipei City 244, Taiwan(R.O.C.)  
Tel: +886-2172-1000 Fax: +886-2172-1322



Peak	Freq (MHz)	Level (dBuV/m)	Read Level (dBuV)	Factor (dB/m)	Limit (dBuV/m)	Over Limit (dB)	APos (cm)	TPos (deg)	Remark	Pol/Phase	Note
1	5099.00	55.56	13.01	42.55	74.00	-18.44	100	198	Peak	Horizontal	
2	5278.00	105.29	60.33	42.96	68.20	35.09	100	198	Peak	Horizontal	*
3	5367.50	55.98	12.93	43.05	74.00	-18.02	100	198	Peak	Horizontal	



TÜV Rheinland Taiwan Ltd.  
No. 458-18, Sec 2, Fenhiao, Linkou Dist., New Taipei City 244, Taiwan(R.O.C.)  
Tel: +886-2172-1000 Fax: +886-2172-1322



Peak	Freq (MHz)	Level (dBuV/m)	Read Level (dBuV)	Factor (dB/m)	Limit (dBuV/m)	Over Limit (dB)	APos (cm)	TPos (deg)	Remark	Pol/Phase	Note
1	5148.50	59.89	17.00	42.89	74.00	-14.11	100	168	Peak	Vertical	
2	5278.00	114.09	71.13	42.96	68.20	45.89	100	168	Peak	Vertical	*
3	5353.00	63.03	20.05	42.98	74.00	-10.97	100	168	Peak	Vertical	

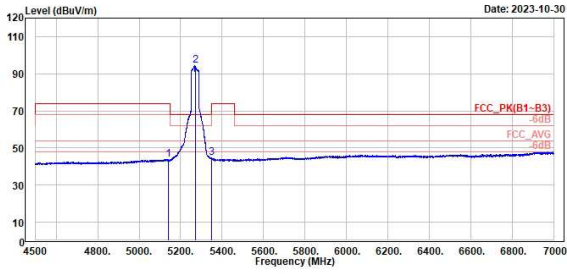
802.11ac VHT40

CH 54 (Horizontal) Average

CH 54 (Vertical) Average



TÜV Rheinland Taiwan Ltd.  
No. 458-18, Sec 2, Fenhiao, Linkou Dist., New Taipei City 244, Taiwan(R.O.C.)  
Tel: +886-2172-1000 Fax: +886-2172-1322

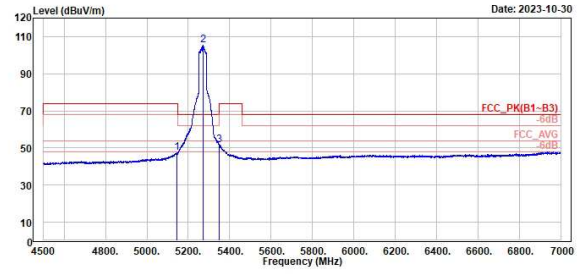


Date: 2023-10-30

1	2	3								
MHz	Level	Read Level	Factor	Limit	Over	APos	TPos	Remark	Pol/Phase	Note
	dBuV/m	dBuV	dB/m	dBuV/m	dB	cm	deg			
1	5142.00	44.01	1.17	42.84	54.00	-9.99	100	198 Average	Horizontal	
2	5278.00	94.47	51.51	42.96	54.00	40.47	100	198 Average	Horizontal	
3	5350.50	44.78	1.81	42.97	54.00	-9.22	100	198 Average	Horizontal	



TÜV Rheinland Taiwan Ltd.  
No. 458-18, Sec 2, Fenhiao, Linkou Dist., New Taipei City 244, Taiwan(R.O.C.)  
Tel: +886-2172-1000 Fax: +886-2172-1322



Date: 2023-10-30

1	2	3								
MHz	Level	Read Level	Factor	Limit	Over	APos	TPos	Remark	Pol/Phase	Note
	dBuV/m	dBuV	dB/m	dBuV/m	dB	cm	deg			
1	5147.00	47.43	4.56	42.87	54.00	-6.57	100	168 Average	Vertical	
2	5278.00	105.33	62.37	42.96	54.00	51.33	100	168 Average	Vertical	
3	5350.00	51.57	8.60	42.97	54.00	-2.43	100	168 Average	Vertical	



802.11ac VHT40

CH 62 (Horizontal) Peak

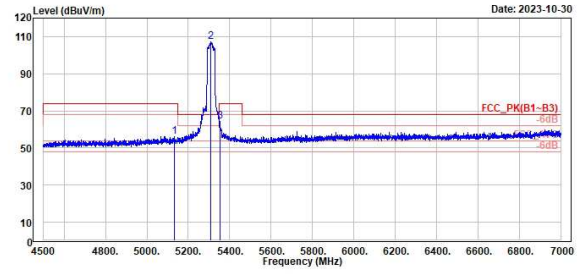
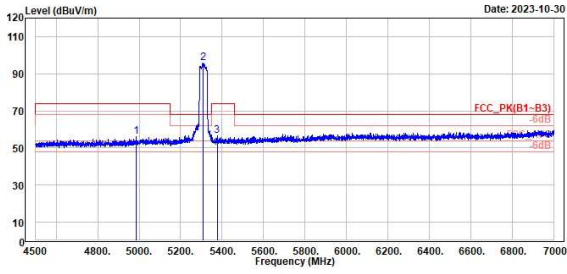
CH 62 (Vertical) Peak



TÜV Rheinland Taiwan Ltd.  
No. 458-18, Sec 2, Fenhiao, Linkou Dist., New Taipei City 244, Taiwan(R.O.C.)  
Tel: +886-2172-1000 Fax: +886-2172-1322



TÜV Rheinland Taiwan Ltd.  
No. 458-18, Sec 2, Fenhiao, Linkou Dist., New Taipei City 244, Taiwan(R.O.C.)  
Tel: +886-2172-1000 Fax: +886-2172-1322



Peak	Freq (MHz)	Level (dBuV/m)	Read Level (dBuV)	Factor (dB/m)	Limit Line (dBuV/m)	Over Limit (dB)	APos (cm)	TPos (deg)	Remark	Pol/Phase	Note
1	4987.00	55.93	13.50	42.43	74.00	-18.07	100	198	Peak	Horizontal	
2	5318.00	95.62	52.69	42.93	68.20	27.42	100	198	Peak	Horizontal	
3	5376.00	56.43	13.34	43.09	74.00	-17.57	100	198	Peak	Horizontal	

Peak	Freq (MHz)	Level (dBuV/m)	Read Level (dBuV)	Factor (dB/m)	Limit Line (dBuV/m)	Over Limit (dB)	APos (cm)	TPos (deg)	Remark	Pol/Phase	Note
1	5133.00	56.32	13.54	42.78	74.00	-17.68	100	169	Peak	Vertical	
2	5318.00	107.03	64.10	42.93	68.20	38.83	100	169	Peak	Vertical	
3	5353.00	64.51	21.53	42.98	74.00	-9.49	100	169	Peak	Vertical	

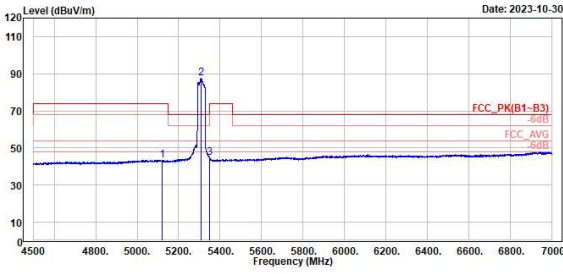
802.11ac VHT40

CH 62 (Horizontal) Average

CH 62 (Vertical) Average



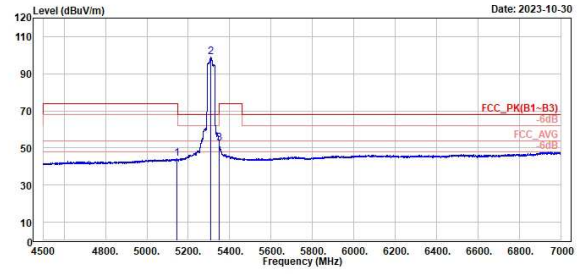
TÜV Rheinland Taiwan Ltd.  
No. 458-18, Sec 2, Fenhiao, Linkou Dist., New Taipei City 244, Taiwan(R.O.C.)  
Tel: +886-2172-1000 Fax: +886-2172-1322



1	2	3	Read Level	Factor	Limit	Over	APos	TPos	Remark	Pol/Phase	Note
MHz	dBuV/m	dBuV	dB/m	dBuV/m	dB	cm	deg				
1	5121.00	43.48	0.78	42.70	54.00	-10.52	100	198	Average	Horizontal	
2	5318.00	87.44	44.51	42.93	54.00	33.44	100	198	Average	Horizontal	
3	5350.00	44.68	1.71	42.97	54.00	-9.32	100	198	Average	Horizontal	



TÜV Rheinland Taiwan Ltd.  
No. 458-18, Sec 2, Fenhiao, Linkou Dist., New Taipei City 244, Taiwan(R.O.C.)  
Tel: +886-2172-1000 Fax: +886-2172-1322



1	2	3	Read Level	Factor	Limit	Over	APos	TPos	Remark	Pol/Phase	Note
MHz	dBuV/m	dBuV	dB/m	dBuV/m	dB	cm	deg				
1	5147.00	44.09	1.22	42.87	54.00	-9.91	100	169	Average	Vertical	
2	5318.00	98.91	55.98	42.93	54.00	44.91	100	169	Average	Vertical	
3	5350.00	52.61	9.64	42.97	54.00	-1.39	100	169	Average	Vertical	

802.11ac VHT80

CH 58 (Horizontal) Peak

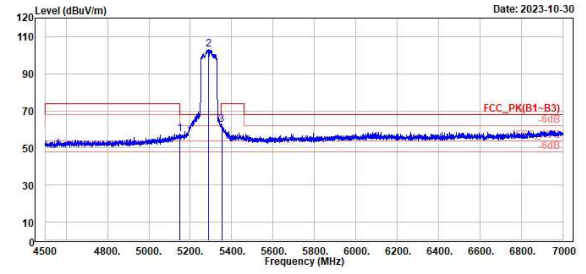
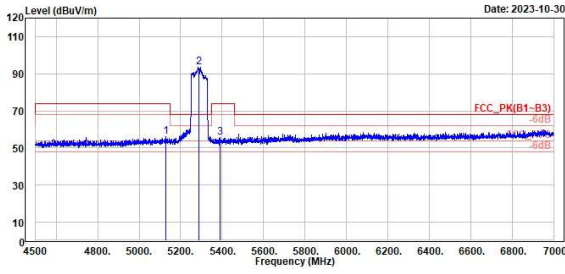
CH 58 (Vertical) Peak



TÜV Rheinland Taiwan Ltd.  
No. 458-18, Sec 2, Fenhiao, Linkou Dist., New Taipei City 244, Taiwan(R.O.C.)  
Tel: +886-2172-1000 Fax: +886-2172-1322



TÜV Rheinland Taiwan Ltd.  
No. 458-18, Sec 2, Fenhiao, Linkou Dist., New Taipei City 244, Taiwan(R.O.C.)  
Tel: +886-2172-1000 Fax: +886-2172-1322



Peak	Freq (MHz)	Level (dBuV/m)	Read Level (dBuV)	Factor (dB)	Limit (dBuV/m)	Over Limit (dB)	APos (cm)	TPos (deg)	Remark	Pol/Phase	Note
1	5128.58	56.02	13.27	42.75	74.00	-17.98	110	198	Peak	Horizontal	
2	5290.00	93.69	50.66	42.94	74.00	25.40	110	198	Peak	Horizontal	
3	5391.00	55.61	12.45	43.16	74.00	-18.39	110	198	Peak	Horizontal	

Peak	Freq (MHz)	Level (dBuV/m)	Read Level (dBuV)	Factor (dB)	Limit (dBuV/m)	Over Limit (dB)	APos (cm)	TPos (deg)	Remark	Pol/Phase	Note
1	5149.00	57.52	14.63	42.89	74.00	-16.48	115	184	Peak	Vertical	
2	5290.00	102.91	59.97	42.94	74.00	34.71	115	184	Peak	Vertical	
3	5351.50	62.35	19.37	42.98	74.00	-11.65	115	184	Peak	Vertical	

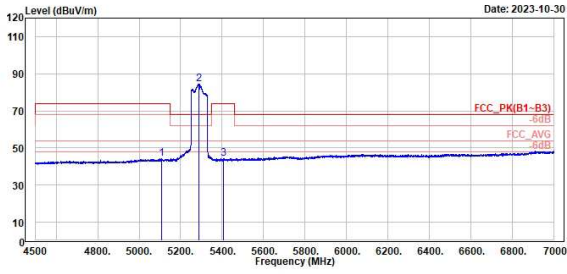
802.11ac VHT80

CH 58 (Horizontal) Average

CH 58 (Vertical) Average



TÜV Rheinland Taiwan Ltd.  
No. 458-18, Sec 2, Fenhiao, Linkou Dist., New Taipei City 244, Taiwan(R.O.C.)  
Tel: +886-2172-1000 Fax: +886-2172-1322

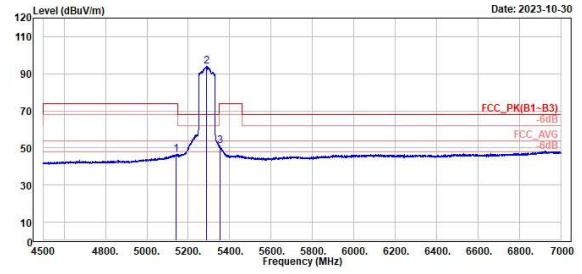


Date: 2023-10-30

Peak	Freq (MHz)	Level (dBuV/m)	Read Level (dBuV)	Factor	Limit (dBuV/m)	Over Limit (dB)	APos (cm)	TPos (deg)	Remark	Pol/Phase	Note
1	5188.50	44.10	44.10	1.49	54.00	-9.90	110	198	Average	Horizontal	
2	5298.00	84.52	41.38	42.94	54.00	30.32	110	198	Average	Horizontal	*
3	5406.50	44.26	44.26	1.04	54.00	-9.74	110	198	Average	Horizontal	



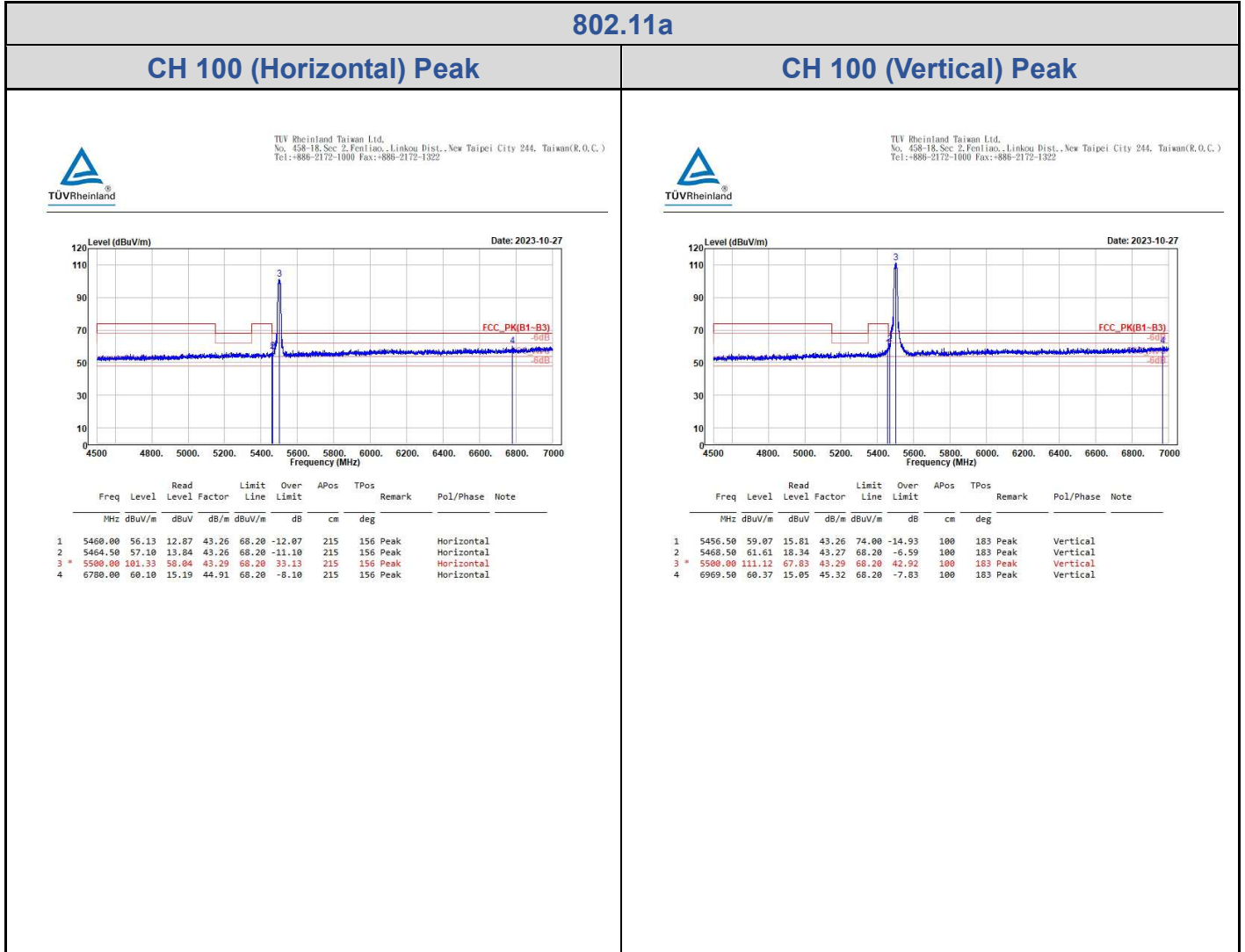
TÜV Rheinland Taiwan Ltd.  
No. 458-18, Sec 2, Fenhiao, Linkou Dist., New Taipei City 244, Taiwan(R.O.C.)  
Tel: +886-2172-1000 Fax: +886-2172-1322



Date: 2023-10-30

Peak	Freq (MHz)	Level (dBuV/m)	Read Level (dBuV)	Factor	Limit (dBuV/m)	Over Limit (dB)	APos (cm)	TPos (deg)	Remark	Pol/Phase	Note
1	5141.50	46.49	46.49	3.65	54.00	-7.51	115	184	Average	Vertical	
2	5298.00	94.09	51.15	42.94	54.00	40.09	115	184	Average	Vertical	*
3	5353.00	51.04	51.04	0.66	54.00	-2.96	115	184	Average	Vertical	

Band Edges, 4.5 ~ 7GHz  
U-NII-2C



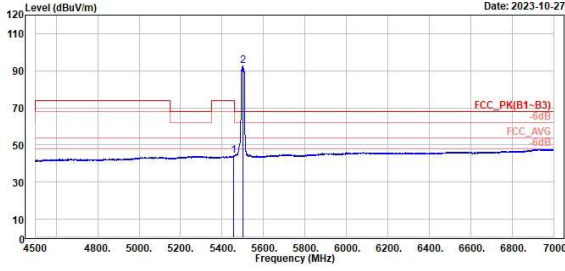
802.11a

CH 100 (Horizontal) Average

CH 100 (Vertical) Average



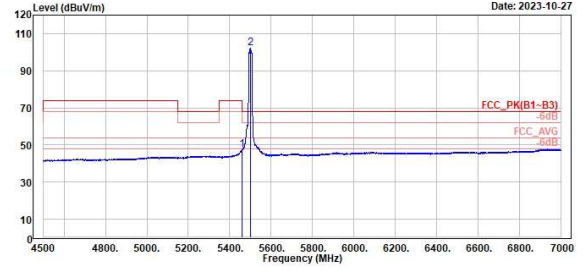
TÜV Rheinland Taiwan Ltd.  
No. 458-18, Sec 2, Fenhiao, Linkou Dist., New Taipei City 244, Taiwan(R.O.C.)  
Tel: +886-2172-1000 Fax: +886-2172-1322



1	2	3	4	5	6	7	8	9	10	11	12	13	14	15	16	17	18	19	20
MHz	Level	Read Level	Factor	Limit	Over	APos	TPos	Remark	Pol/Phase	Note									
dBuV/m	dBuV	dB/m	dBuV/m	dB	cm	deg													
5457.58	44.29	1.03	43.26	54.00	-9.71	215	156	Average	Horizontal										
5598.00	92.68	49.39	43.29	54.00	38.68	215	156	Average	Horizontal										



TÜV Rheinland Taiwan Ltd.  
No. 458-18, Sec 2, Fenhiao, Linkou Dist., New Taipei City 244, Taiwan(R.O.C.)  
Tel: +886-2172-1000 Fax: +886-2172-1322



1	2	3	4	5	6	7	8	9	10	11	12	13	14	15	16	17	18	19	20
MHz	Level	Read Level	Factor	Limit	Over	APos	TPos	Remark	Pol/Phase	Note									
dBuV/m	dBuV	dB/m	dBuV/m	dB	cm	deg													
5468.00	47.37	4.11	43.26	54.00	-6.63	100	183	Average	Vertical										
5598.00	102.28	58.91	43.29	54.00	48.28	100	183	Average	Vertical										

802.11a

CH 116 (Horizontal) Peak

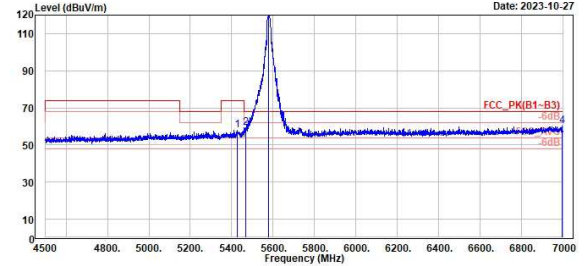
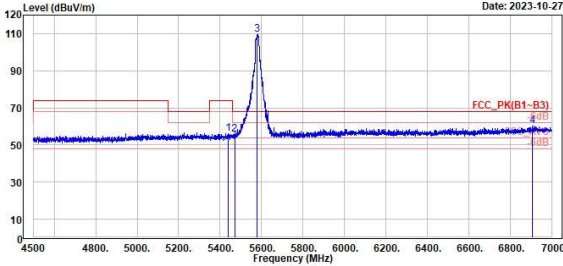
CH 116 (Vertical) Peak



TÜV Rheinland Taiwan Ltd.  
No. 458-18, Sec 2, Fenhiao, Linkou Dist., New Taipei City 244, Taiwan(R.O.C.)  
Tel: +886-2172-1000 Fax: +886-2172-1322



TÜV Rheinland Taiwan Ltd.  
No. 458-18, Sec 2, Fenhiao, Linkou Dist., New Taipei City 244, Taiwan(R.O.C.)  
Tel: +886-2172-1000 Fax: +886-2172-1322



	Freq	Level	Read	Limit	Over	APos	TPos	Remark	Pol/Phase	Note
	MHz	dBuV/m	dBuV	dB/m	dBuV/m	dB	cm	deg		
1	5437.50	56.06	12.82	43.24	74.00	-17.94	248	152 Peak	Horizontal	
2	5478.00	55.85	12.58	43.27	68.20	-12.35	248	152 Peak	Horizontal	
3	5580.00	109.64	60.24	43.40	68.20	41.44	248	152 Peak	Horizontal	
4	6907.50	60.41	15.17	45.24	68.20	-7.79	248	152 Peak	Horizontal	

	Freq	Level	Read	Limit	Over	APos	TPos	Remark	Pol/Phase	Note
	MHz	dBuV/m	dBuV	dB/m	dBuV/m	dB	cm	deg		
1	5425.50	58.10	14.87	43.23	74.00	-15.90	286	187 Peak	Vertical	
2	5469.50	59.21	15.94	43.27	68.20	-8.99	286	187 Peak	Vertical	
3	5580.00	120.82	77.42	43.40	68.20	52.62	286	187 Peak	Vertical	
4	6996.00	60.19	14.80	45.39	68.20	-8.01	286	187 Peak	Vertical	

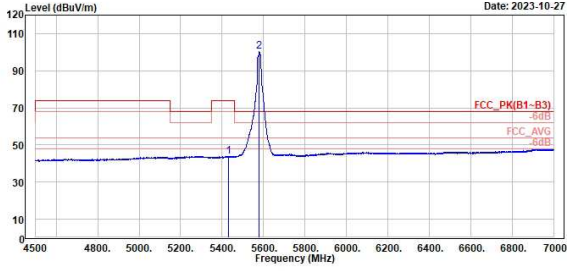
802.11a

CH 116 (Horizontal) Average

CH 116 (Vertical) Average



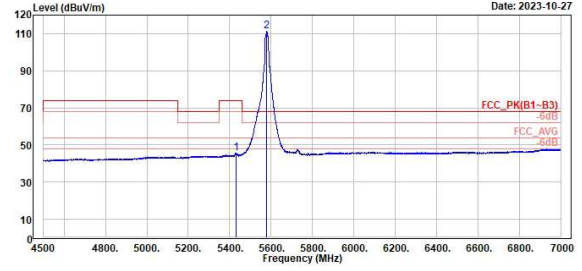
TÜV Rheinland Taiwan Ltd.  
No. 458-18, Sec 2, Fenhiao, Linkou Dist., New Taipei City 244, Taiwan(R.O.C.)  
Tel: +886-2172-1000 Fax: +886-2172-1322



1	2
5432.58	5588.00
43.89	108.29
0.65	56.89
43.24	43.48
54.00	54.00
-10.11	46.29
248	248
152	152
Average	Average
Horizontal	Horizontal



TÜV Rheinland Taiwan Ltd.  
No. 458-18, Sec 2, Fenhiao, Linkou Dist., New Taipei City 244, Taiwan(R.O.C.)  
Tel: +886-2172-1000 Fax: +886-2172-1322



1	2
5432.00	5588.00
45.76	111.51
2.52	68.11
43.24	43.48
54.00	54.00
-8.24	57.51
286	286
187	187
Average	Average
Vertical	Vertical



802.11a

CH 140 (Horizontal) Peak

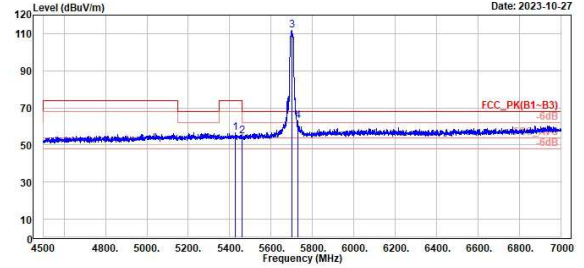
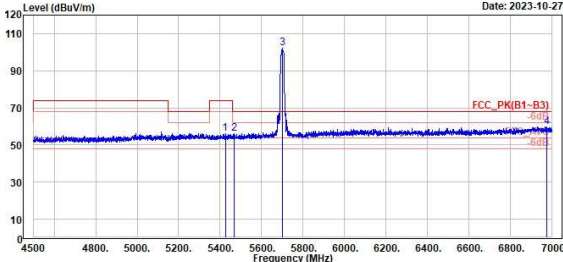
CH 140 (Vertical) Peak



TÜV Rheinland Taiwan Ltd.  
No. 458-18, Sec 2, Fenhiao, Linkou Dist., New Taipei City 244, Taiwan(R.O.C.)  
Tel: +886-2172-1000 Fax: +886-2172-1322



TÜV Rheinland Taiwan Ltd.  
No. 458-18, Sec 2, Fenhiao, Linkou Dist., New Taipei City 244, Taiwan(R.O.C.)  
Tel: +886-2172-1000 Fax: +886-2172-1322



Peak	Freq	Level	Read Level	Factor	Limit	Over	APos	TPos	Remark	Pol/Phase	Note
	MHz	dBuV/m	dBuV	dB/m	dBuV/m	dB	cm	deg			
1	5425.00	56.00	12.77	43.23	74.00	-18.00	269	214	Peak	Horizontal	
2	5467.00	56.25	12.98	43.27	68.20	-11.95	269	214	Peak	Horizontal	
3	5700.00	102.08	58.42	43.66	68.20	33.88	259	214	Peak	Horizontal	
4	6977.50	59.99	14.66	45.33	68.20	-8.21	269	214	Peak	Horizontal	

Peak	Freq	Level	Read Level	Factor	Limit	Over	APos	TPos	Remark	Pol/Phase	Note
	MHz	dBuV/m	dBuV	dB/m	dBuV/m	dB	cm	deg			
1	5429.00	56.72	13.49	43.23	74.00	-17.28	250	175	Peak	Vertical	
2	5468.00	54.90	11.64	43.26	68.20	-13.30	250	175	Peak	Vertical	
3	5700.00	111.04	60.18	43.66	68.20	43.64	250	175	Peak	Vertical	
4	5728.00	62.09	19.20	43.69	68.20	-5.31	250	175	Peak	Vertical	

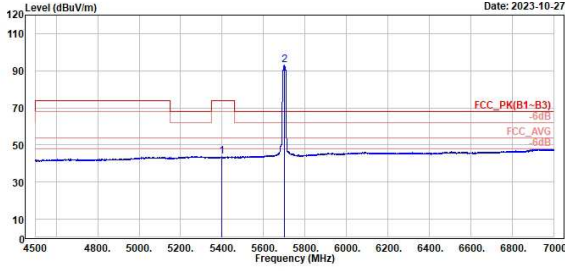
802.11a

CH 140 (Horizontal) Average

CH 140 (Vertical) Average



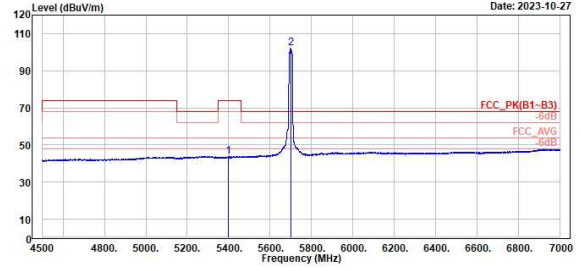
TÜV Rheinland Taiwan Ltd.  
No. 458-18, Sec 2, Fenhiao, Linkou Dist., New Taipei City 244, Taiwan(R.O.C.)  
Tel: +886-2172-1000 Fax: +886-2172-1322



1	2	3	4	5	6	7	8	9	10	11	12	13	14	15	16	17	18	19	20
MHz	Level	Read Level	Factor	Limit	Over	APos	TPos	Remark	Pol/Phase	Note									
dBuV/m	dBuV	dB/m	dBuV/m	dB	cm	deg													
5398.00	43.61	0.41	43.20	54.00	-10.39	269	214	Average	Horizontal										
5788.00	93.16	49.50	43.66	54.00	39.16	269	214	Average	Horizontal										



TÜV Rheinland Taiwan Ltd.  
No. 458-18, Sec 2, Fenhiao, Linkou Dist., New Taipei City 244, Taiwan(R.O.C.)  
Tel: +886-2172-1000 Fax: +886-2172-1322



1	2	3	4	5	6	7	8	9	10	11	12	13	14	15	16	17	18	19	20
MHz	Level	Read Level	Factor	Limit	Over	APos	TPos	Remark	Pol/Phase	Note									
dBuV/m	dBuV	dB/m	dBuV/m	dB	cm	deg													
5480.00	43.80	0.59	43.21	54.00	-10.20	250	175	Average	Vertical										
5788.00	102.42	58.76	43.66	54.00	48.42	250	175	Average	Vertical										

802.11ac VHT20

CH 100 (Horizontal) Peak

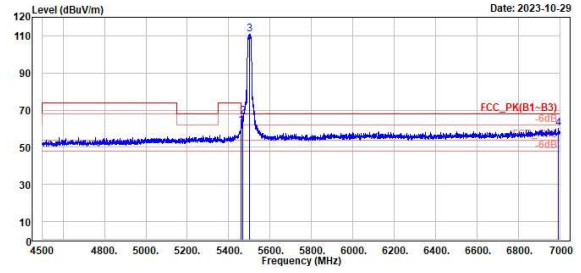
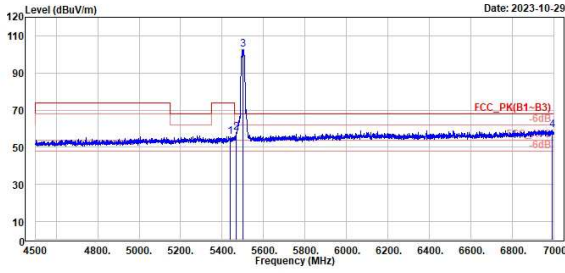
CH 100 (Vertical) Peak



TÜV Rheinland Taiwan Ltd.  
No. 458-18, Sec 2, Fenliao, Linkou Dist., New Taipei City 244, Taiwan(R.O.C.)  
Tel: +886-2172-1000 Fax: +886-2172-1322



TÜV Rheinland Taiwan Ltd.  
No. 458-18, Sec 2, Fenliao, Linkou Dist., New Taipei City 244, Taiwan(R.O.C.)  
Tel: +886-2172-1000 Fax: +886-2172-1322



Peak	Freq	Level	Read Level	Factor	Limit Line	Over Limit	APos	TPos	Remark	Pol/Phase	Note
	MHz	dBuV/m	dBuV	dB/m	dBuV/m	dB	cm	deg			
1	5438.50	55.60	12.36	43.24	74.00	-18.40	266	146	Peak	Horizontal	
2	5469.00	58.00	14.73	43.27	68.20	-10.20	266	146	Peak	Horizontal	
3	5500.00	102.71	59.42	43.29	68.20	34.51	266	146	Peak	Horizontal	
4	6994.50	59.11	13.72	45.39	68.20	-9.09	266	146	Peak	Horizontal	

Peak	Freq	Level	Read Level	Factor	Limit Line	Over Limit	APos	TPos	Remark	Pol/Phase	Note
	MHz	dBuV/m	dBuV	dB/m	dBuV/m	dB	cm	deg			
1	5460.00	61.72	18.46	43.26	68.20	-6.48	100	184	Peak	Vertical	
2	5469.00	66.52	23.25	43.27	68.20	-1.68	100	184	Peak	Vertical	
3	5500.00	111.05	67.76	43.29	68.20	42.85	100	184	Peak	Vertical	
4	6991.50	60.32	14.95	45.37	68.20	-7.88	100	184	Peak	Vertical	

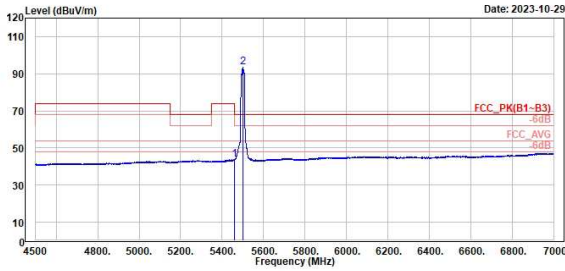
802.11ac VHT20

CH 100 (Horizontal) Average

CH 100 (Vertical) Average



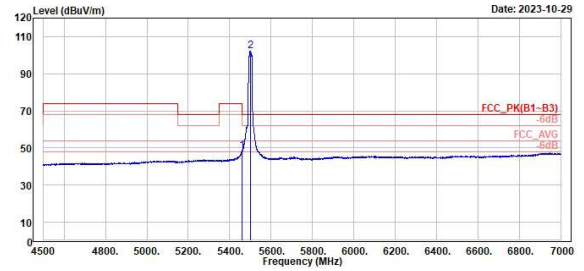
TÜV Rheinland Taiwan Ltd.  
No. 458-18, Sec 2, Fenhiao, Linkou Dist., New Taipei City 244, Taiwan(R.O.C.)  
Tel: +886-2172-1000 Fax: +886-2172-1322



1	2	3	4	5	6	7	8	9	10	11	12	13	14	15	16	17	18	19	20
MHz	Level	Read Level Factor	Limit Line	Over Limit	APos	TPos	Remark	Pol/Phase	Note										
MHz	dBuV/m	dBuV	dB/m	dBuV/m	dB	cm	deg												
1	5458.58	43.77	0.51	43.26	54.00	-10.23	266	146	Average	Horizontal									
2	5500.00	93.31	58.02	43.29	54.00	39.31	266	146	Average	Horizontal									



TÜV Rheinland Taiwan Ltd.  
No. 458-18, Sec 2, Fenhiao, Linkou Dist., New Taipei City 244, Taiwan(R.O.C.)  
Tel: +886-2172-1000 Fax: +886-2172-1322



1	2	3	4	5	6	7	8	9	10	11	12	13	14	15	16	17	18	19	20
MHz	Level	Read Level Factor	Limit Line	Over Limit	APos	TPos	Remark	Pol/Phase	Note										
MHz	dBuV/m	dBuV	dB/m	dBuV/m	dB	cm	deg												
1	5460.00	48.24	4.98	43.26	54.00	-5.76	100	184	Average	Vertical									
2	5500.00	102.18	58.89	43.29	54.00	48.18	100	184	Average	Vertical									

**802.11ac VHT20**

**CH 116 (Horizontal) Peak**

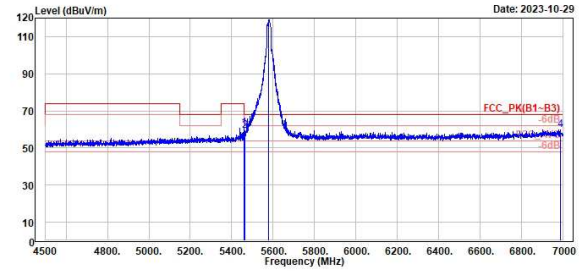
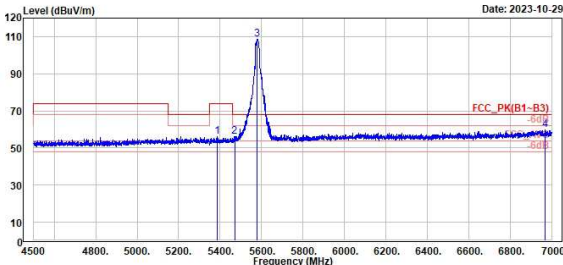
**CH 116 (Vertical) Peak**



TÜV Rheinland Taiwan Ltd.  
No. 458-18, Sec 2, Fenhiao, Linkou Dist., New Taipei City 244, Taiwan(R.O.C.)  
Tel: +886-2172-1000 Fax: +886-2172-1322



TÜV Rheinland Taiwan Ltd.  
No. 458-18, Sec 2, Fenhiao, Linkou Dist., New Taipei City 244, Taiwan(R.O.C.)  
Tel: +886-2172-1000 Fax: +886-2172-1322



Peak	Freq	Level	Read Level	Factor	Limit Line	Over Limit	APos	TPos	Remark	Pol/Phase	Note
	MHz	dBuV/m	dBuV	dB/m	dBuV/m	dB	cm	deg			
1	5386.50	56.03	12.88	43.15	74.00	-17.97	259	148	Peak	Horizontal	
2	5476.00	56.09	12.82	43.27	68.20	-12.11	259	148	Peak	Horizontal	
3	5580.00	100.79	65.39	43.40	68.20	40.59	259	148	Peak	Horizontal	
4	6976.00	59.56	14.24	45.32	68.20	-8.64	259	148	Peak	Horizontal	

Peak	Freq	Level	Read Level	Factor	Limit Line	Over Limit	APos	TPos	Remark	Pol/Phase	Note
	MHz	dBuV/m	dBuV	dB/m	dBuV/m	dB	cm	deg			
1	5458.50	60.87	17.61	43.26	74.00	-13.13	100	185	Peak	VERTICAL	
2	5465.50	59.28	16.81	43.27	68.20	-8.92	100	185	Peak	VERTICAL	
3	5580.00	119.20	75.88	43.40	68.20	51.00	100	185	Peak	VERTICAL	
4	6989.50	59.04	14.47	45.37	68.20	-8.36	100	185	Peak	VERTICAL	

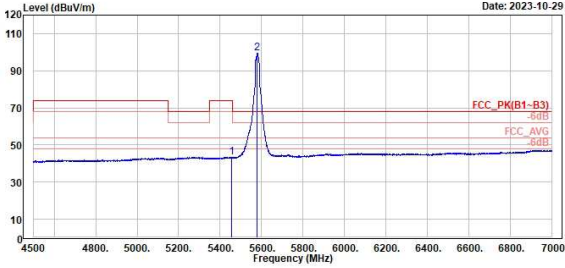
802.11ac VHT20

CH 116 (Horizontal) Average

CH 116 (Vertical) Average



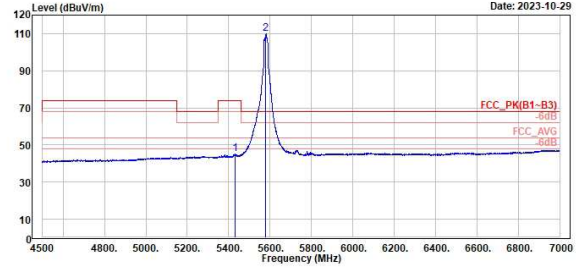
TÜV Rheinland Taiwan Ltd.  
No. 458-18, Sec 2, Fenhiao, Linkou Dist., New Taipei City 244, Taiwan(R.O.C.)  
Tel: +886-2172-1000 Fax: +886-2172-1322



Peak	Freq (MHz)	Level (dBuV/m)	Read Level (dBuV)	Factor (dB/m)	Limit Line (dBuV/m)	Over Limit (dB)	APos (cm)	TPos (deg)	Remark	Pol/Phase	Note
1	5455.50	43.47	0.21	43.26	54.00	-10.53	259	148	Average	Horizontal	
2 *	5588.00	99.60	56.20	43.40	54.00	45.60	259	148	Average	Horizontal	



TÜV Rheinland Taiwan Ltd.  
No. 458-18, Sec 2, Fenhiao, Linkou Dist., New Taipei City 244, Taiwan(R.O.C.)  
Tel: +886-2172-1000 Fax: +886-2172-1322



Peak	Freq (MHz)	Level (dBuV/m)	Read Level (dBuV)	Factor (dB/m)	Limit Line (dBuV/m)	Over Limit (dB)	APos (cm)	TPos (deg)	Remark	Pol/Phase	Note
1	5429.50	45.13	1.89	43.24	54.00	-8.87	100	185	Average	VERTICAL	
2 *	5588.00	109.87	66.47	43.40	54.00	55.87	100	185	Average	VERTICAL	

802.11ac VHT20

CH 140 (Horizontal) Peak

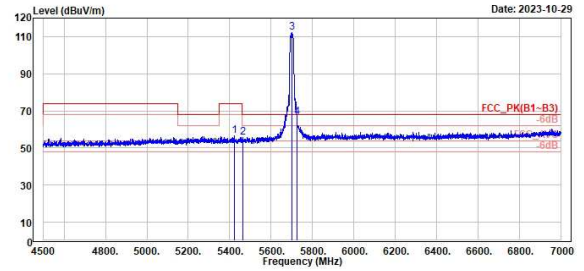
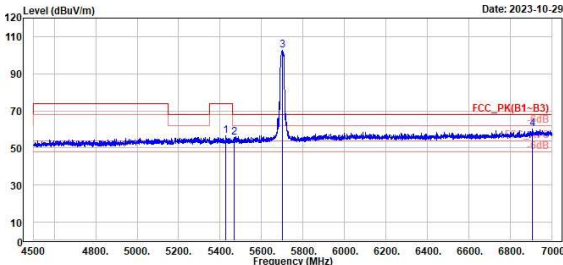
CH 140 (Vertical) Peak



TÜV Rheinland Taiwan Ltd.  
No. 458-18, Sec 2, Fenhiao, Linkou Dist., New Taipei City 244, Taiwan(R.O.C.)  
Tel: +886-2172-1000 Fax: +886-2172-1322



TÜV Rheinland Taiwan Ltd.  
No. 458-18, Sec 2, Fenhiao, Linkou Dist., New Taipei City 244, Taiwan(R.O.C.)  
Tel: +886-2172-1000 Fax: +886-2172-1322



Peak	Freq	Level	Read Level	Factor	Limit	Over	APos	TPos	Remark	Pol/Phase	Note
	MHz	dBuV/m	dBuV	dB/m	dBuV/m	dB	cm	deg			
1	5429.00	56.64	13.41	43.23	74.00	-17.36	257	217	Peak	Horizontal	
2	5469.50	55.79	12.52	43.27	68.20	-12.41	257	217	Peak	Horizontal	
3	5700.00	102.84	59.18	43.66	68.20	34.64	257	217	Peak	Horizontal	
4	6907.00	60.10	14.86	45.24	68.20	-8.10	257	217	Peak	Horizontal	

Peak	Freq	Level	Read Level	Factor	Limit	Over	APos	TPos	Remark	Pol/Phase	Note
	MHz	dBuV/m	dBuV	dB/m	dBuV/m	dB	cm	deg			
1	5423.50	56.73	13.50	43.23	74.00	-17.27	100	183	Peak	Vertical	
2	5462.00	55.57	12.31	43.26	68.20	-12.63	100	183	Peak	Vertical	
3	5700.00	112.34	69.68	43.66	68.20	44.14	100	183	Peak	Vertical	
4	5725.00	66.78	23.09	43.69	68.20	-1.42	100	183	Peak	Vertical	

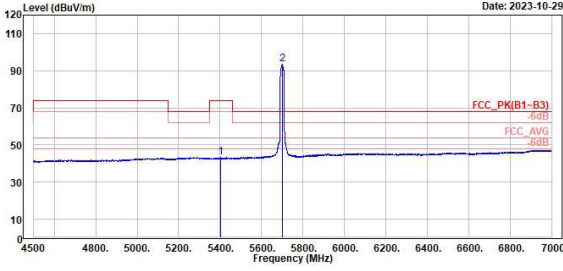
802.11ac VHT20

CH 140 (Horizontal) Average

CH 140 (Vertical) Average



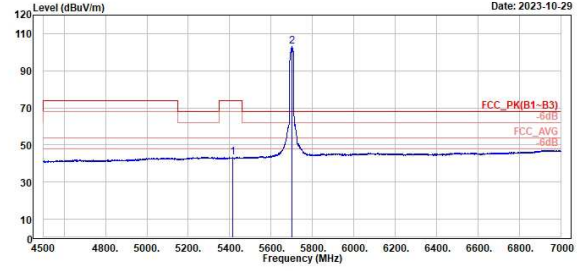
TÜV Rheinland Taiwan Ltd.  
No. 458-18, Sec 2, Fenhiao, Linkou Dist., New Taipei City 244, Taiwan(R.O.C.)  
Tel: +886-2172-1000 Fax: +886-2172-1322



Freq	Level	Read Level Factor	Limit Line	Over Limit	APos	TPos	Remark	Pol/Phase	Note
MHz	dBuV/m	dBuV	dB/m	dBuV/m	dB	cm	deg		
1	5483.58	43.15	-0.06	43.21	54.00	-10.85	257	217 Average	Horizontal
2 *	5788.00	93.35	49.69	43.66	54.00	39.35	257	217 Average	Horizontal



TÜV Rheinland Taiwan Ltd.  
No. 458-18, Sec 2, Fenhiao, Linkou Dist., New Taipei City 244, Taiwan(R.O.C.)  
Tel: +886-2172-1000 Fax: +886-2172-1322



Freq	Level	Read Level Factor	Limit Line	Over Limit	APos	TPos	Remark	Pol/Phase	Note
MHz	dBuV/m	dBuV	dB/m	dBuV/m	dB	cm	deg		
1	5413.50	43.32	0.10	43.22	54.00	-10.68	100	183 Average	Vertical
2 *	5788.00	102.90	59.24	43.66	54.00	48.90	100	183 Average	Vertical