

# Appendix B: Test Results of Radiated Spurious Emissions & Mains

## Conducted Emission Test

### Band Edges, 2.31GHz ~ 2.9GHz

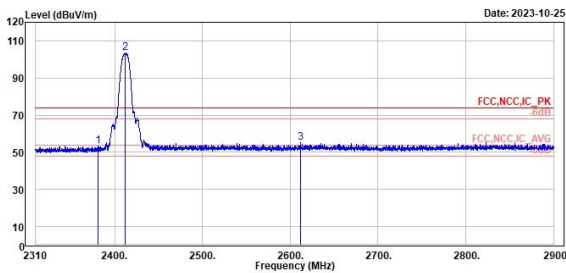
802.11b

#### Low Channel (Horizontal) Peak

#### Low Channel (Vertical) Peak



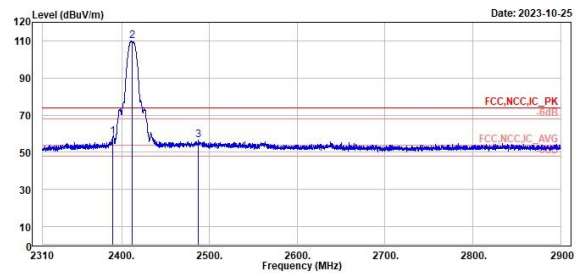
TÜV Rheinland Taiwan Ltd.  
No. 458-18, Sec 2, Fenliao, Linkou Dist., New Taipei City 244, Taiwan(R.O.C.)  
Tel: +886-2172-1000 Fax: +886-2172-1322



Peak	Freq (MHz)	Level (dBuV/m)	Read Level (dBuV)	Factor (dB/m)	Limit Line (dBuV/m)	Over Limit (dB)	APos (cm)	TPos (deg)	Remark	Pol/Phase	Note
1	2381.63	53.58	16.04	37.54	74.00	-20.42	100	168	Peak	Horizontal	
2	2412.00	103.40	65.75	37.65	74.00	29.40	100	168	Peak	Horizontal	
3	2611.96	55.42	17.44	37.98	74.00	-18.58	100	168	Peak	Horizontal	



TÜV Rheinland Taiwan Ltd.  
No. 458-18, Sec 2, Fenliao, Linkou Dist., New Taipei City 244, Taiwan(R.O.C.)  
Tel: +886-2172-1000 Fax: +886-2172-1322



Peak	Freq (MHz)	Level (dBuV/m)	Read Level (dBuV)	Factor (dB/m)	Limit Line (dBuV/m)	Over Limit (dB)	APos (cm)	TPos (deg)	Remark	Pol/Phase	Note
1	2390.00	58.23	20.65	37.58	74.00	-15.77	111	172	Peak	Vertical	
2	2412.00	109.00	72.23	37.65	74.00	35.00	111	172	Peak	Vertical	
3	2487.71	56.40	18.58	37.82	74.00	-17.60	111	172	Peak	Vertical	

802.11b

Low Channel (Horizontal) Average

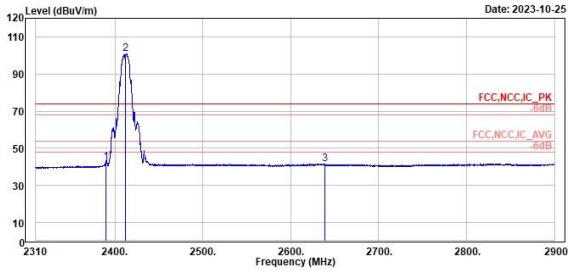
Low Channel (Vertical) Average



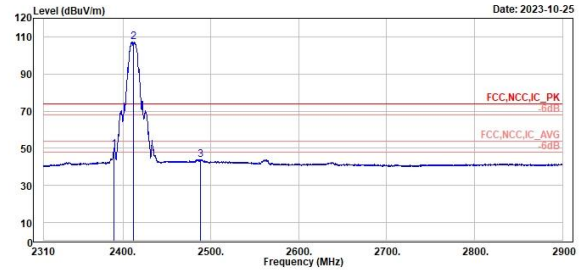
TÜV Rheinland Taiwan Ltd.  
No. 458-18, Sec 2, Fenliao, Linkou Dist., New Taipei City 244, Taiwan(R.O.C.)  
Tel: +886-2172-1000 Fax: +886-2172-1322



TÜV Rheinland Taiwan Ltd.  
No. 458-18, Sec 2, Fenliao, Linkou Dist., New Taipei City 244, Taiwan(R.O.C.)  
Tel: +886-2172-1000 Fax: +886-2172-1322



Freq	Level	Read Level	Factor	Limit Line	Over Limit	APos	TPos	Remark	Pol/Phase	Note
MHz	dBuV/m	dBuV	dB/m	dBuV/m	dB	cm	deg			
1	2390.00	42.22	4.64	37.58	54.00	-11.78	100	168 Average	Horizontal	
2 *	2412.00	108.76	63.11	37.65	54.00	46.76	100	168 Average	Horizontal	
3	2638.63	41.62	3.61	38.01	54.00	-12.38	100	168 Average	Horizontal	



Freq	Level	Read Level	Factor	Limit Line	Over Limit	APos	TPos	Remark	Pol/Phase	Note
MHz	dBuV/m	dBuV	dB/m	dBuV/m	dB	cm	deg			
1	2390.00	49.09	11.51	37.58	54.00	-4.91	111	172 Average	Vertical	
2 *	2412.00	107.20	69.55	37.65	54.00	53.20	111	172 Average	Vertical	
3	2488.53	44.00	6.18	37.82	54.00	-10.00	111	172 Average	Vertical	

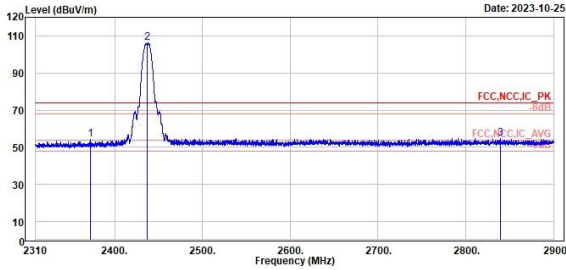
802.11b

Middle Channel (Horizontal) Peak

Middle Channel (Vertical) Peak



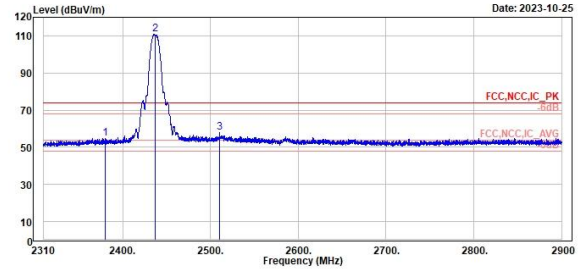
TUV Rheinland Taiwan Ltd.  
No. 458-18, Sec 2, Fenliao, Linkou Dist., New Taipei City 244, Taiwan(R.O.C.)  
Tel: +886-2172-1000 Fax: +886-2172-1322



Peak	Freq (MHz)	Level (dBuV/m)	Read Level (dBuV)	Factor (dB/m)	Limit Line (dBuV/m)	Over Limit (dB)	APos (cm)	TPos (deg)	Remark	Pol/Phase	Note
1	2372.07	54.21	16.72	37.49	74.00	-19.79	100	166	Peak	Horizontal	
2 *	2437.00	106.13	68.45	37.68	74.00	32.13	100	166	Peak	Horizontal	
3	2839.11	54.88	16.63	38.17	74.00	-19.20	100	166	Peak	Horizontal	



TUV Rheinland Taiwan Ltd.  
No. 458-18, Sec 2, Fenliao, Linkou Dist., New Taipei City 244, Taiwan(R.O.C.)  
Tel: +886-2172-1000 Fax: +886-2172-1322



Peak	Freq (MHz)	Level (dBuV/m)	Read Level (dBuV)	Factor (dB/m)	Limit Line (dBuV/m)	Over Limit (dB)	APos (cm)	TPos (deg)	Remark	Pol/Phase	Note
1	2380.09	54.98	17.45	37.53	74.00	-19.02	100	170	Peak	Vertical	
2 *	2437.00	110.79	73.11	37.68	74.00	36.79	100	170	Peak	Vertical	
3	2510.25	57.90	20.04	37.86	74.00	-16.10	100	170	Peak	Vertical	

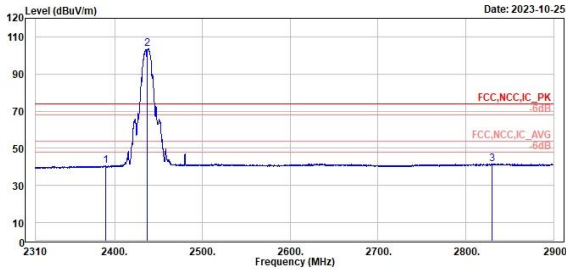
802.11b

Middle Channel (Horizontal) Average

Middle Channel (Vertical) Average



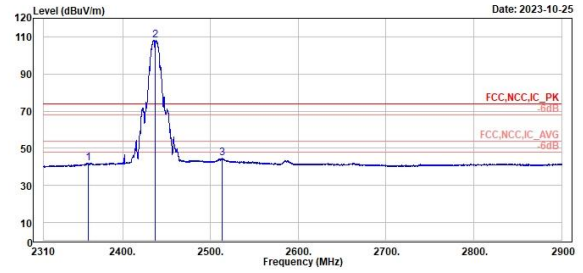
TÜV Rheinland Taiwan Ltd.  
No. 458-18, Sec 2, Fenliao, Linkou Dist., New Taipei City 244, Taiwan(R.O.C.)  
Tel: +886-2172-1000 Fax: +886-2172-1322



1	2	3									
Level	Level	Level									
Factor	Factor	Factor									
Limit	Limit	Limit									
Over	Over	Over									
Limit	Limit	Limit									
APos	APos	APos									
TPos	TPos	TPos									
Remark	Remark	Remark									
Pol/Phase	Pol/Phase	Pol/Phase									
Note	Note	Note									
Freq	Level	Read	Level	Factor	Limit	Over	APos	TPos	Remark	Pol/Phase	Note
MHz	dBuV/m	dBuV	dB/m	dBuV/m	dB	dB	cm	deg			
2390.00	40.43	2.85	37.58	54.00	-13.57	100	166	166	Average	Horizontal	
2437.00	103.42	65.74	37.68	54.00	49.42	100	166	166	Average	Horizontal	
2829.44	41.70	3.52	38.18	54.00	-12.30	100	166	166	Average	Horizontal	



TÜV Rheinland Taiwan Ltd.  
No. 458-18, Sec 2, Fenliao, Linkou Dist., New Taipei City 244, Taiwan(R.O.C.)  
Tel: +886-2172-1000 Fax: +886-2172-1322



1	2	3									
Level	Level	Level									
Factor	Factor	Factor									
Limit	Limit	Limit									
Over	Over	Over									
Limit	Limit	Limit									
APos	APos	APos									
TPos	TPos	TPos									
Remark	Remark	Remark									
Pol/Phase	Pol/Phase	Pol/Phase									
Note	Note	Note									
Freq	Level	Read	Level	Factor	Limit	Over	APos	TPos	Remark	Pol/Phase	Note
MHz	dBuV/m	dBuV	dB/m	dBuV/m	dB	dB	cm	deg			
2360.86	41.97	4.54	37.43	54.00	-12.03	100	170	170	Average	Vertical	
2437.00	108.17	70.49	37.68	54.00	54.17	100	170	170	Average	Vertical	
2513.00	44.54	6.67	37.87	54.00	-9.46	100	170	170	Average	Vertical	

802.11b

High Channel (Horizontal) Peak

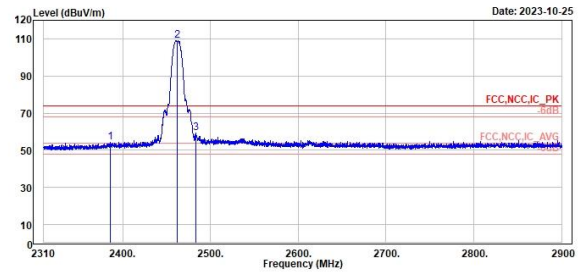
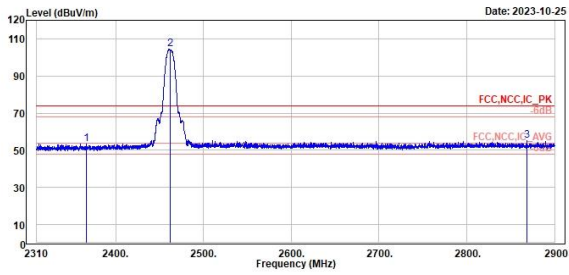
High Channel (Vertical) Peak



TUV Rheinland Taiwan Ltd.  
No. 458-18, Sec 2, Fenliao, Linkou Dist., New Taipei City 244, Taiwan(R.O.C.)  
Tel: +886-2172-1000 Fax: +886-2172-1322



TUV Rheinland Taiwan Ltd.  
No. 458-18, Sec 2, Fenliao, Linkou Dist., New Taipei City 244, Taiwan(R.O.C.)  
Tel: +886-2172-1000 Fax: +886-2172-1322



Peak	Freq (MHz)	Level (dBuV/m)	Read Level (dBuV)	Factor (dB/m)	Limit Line (dBuV/m)	Over Limit (dB)	APos (cm)	TPos (deg)	Remark	Pol/Phase	Note
1	2366.52	53.50	16.04	37.46	74.00	-20.50	142	171	Peak	Horizontal	
2 *	2462.00	104.36	66.63	37.73	74.00	30.36	142	171	Peak	Horizontal	
3	2868.26	55.28	17.03	38.25	74.00	-18.72	142	171	Peak	Horizontal	

Peak	Freq (MHz)	Level (dBuV/m)	Read Level (dBuV)	Factor (dB/m)	Limit Line (dBuV/m)	Over Limit (dB)	APos (cm)	TPos (deg)	Remark	Pol/Phase	Note
1	2386.46	54.32	16.75	37.57	74.00	-19.68	139	170	Peak	Vertical	
2 *	2462.00	109.19	71.46	37.73	74.00	35.19	139	170	Peak	Vertical	
3	2483.46	59.09	21.29	37.80	74.00	-14.91	139	170	Peak	Vertical	

802.11b

High Channel (Horizontal) Average

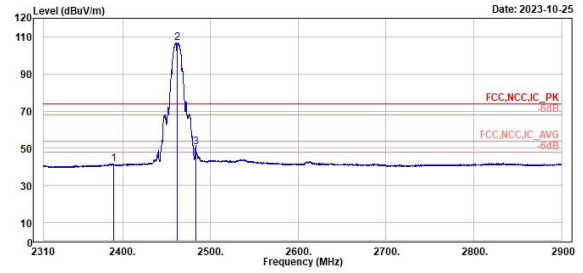
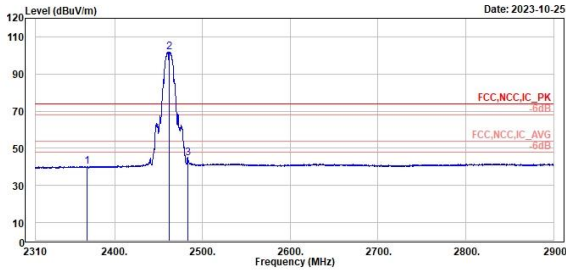
High Channel (Vertical) Average



TÜV Rheinland Taiwan Ltd.  
No. 458-18, Sec 2, Fenliao, Linkou Dist., New Taipei City 244, Taiwan(R.O.C.)  
Tel: +886-2172-1000 Fax: +886-2172-1322



TÜV Rheinland Taiwan Ltd.  
No. 458-18, Sec 2, Fenliao, Linkou Dist., New Taipei City 244, Taiwan(R.O.C.)  
Tel: +886-2172-1000 Fax: +886-2172-1322



1	2	3	4	5	6	7	8	9	10	11	12	13	14	15	16	17	18	19	20
1	Level	Read	Factor	Limit	Over	APos	TPos	Remark	Pol/Phase	Note									
1	dBuV/m	dBuV	dB/m	dBuV/m	dB	cm	deg												
1	2368.53	40.31	2.85	37.46	54.00	-13.69	142	171 Average	Horizontal										
2	2462.00	101.71	63.98	37.73	54.00	47.71	142	171 Average	Horizontal										
3	2483.46	44.88	7.08	37.80	54.00	-9.12	142	171 Average	Horizontal										

1	2	3	4	5	6	7	8	9	10	11	12	13	14	15	16	17	18	19	20
1	Level	Read	Factor	Limit	Over	APos	TPos	Remark	Pol/Phase	Note									
1	dBuV/m	dBuV	dB/m	dBuV/m	dB	cm	deg												
1	2389.65	41.62	4.04	37.58	54.00	-12.38	139	170 Average	Vertical										
2	2462.00	106.58	68.85	37.73	54.00	52.58	139	170 Average	Vertical										
3	2483.46	50.52	12.72	37.80	54.00	-3.48	139	170 Average	Vertical										

802.11g

Low Channel (Horizontal) Peak

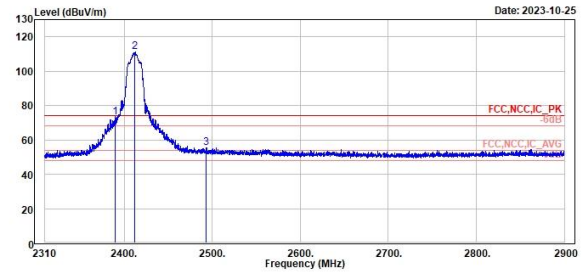
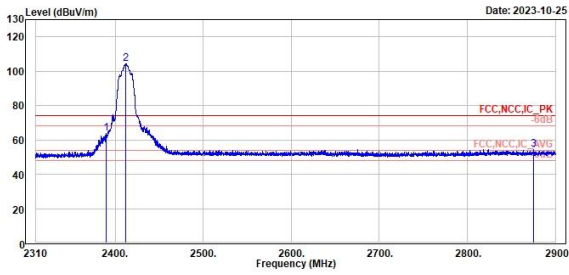
Low Channel (Vertical) Peak



TÜV Rheinland Taiwan Ltd.  
No. 458-18, Sec 2, Fenliiao, Linkou Dist., New Taipei City 244, Taiwan(R.O.C.)  
Tel: +886-2172-1000 Fax: +886-2172-1322



TÜV Rheinland Taiwan Ltd.  
No. 458-18, Sec 2, Fenliiao, Linkou Dist., New Taipei City 244, Taiwan(R.O.C.)  
Tel: +886-2172-1000 Fax: +886-2172-1322



Freq	Level	Read Level	Factor	Limit Line	Over Limit	APos	TPos	Remark	Pol/Phase	Note
MHz	dBuV/m	dBuV	dB/m	dBuV/m	dB	cm	deg			
1	2390.00	63.81	26.71	37.10	74.00	-10.19	100	167 Peak	Horizontal	
2 *	2412.00	104.38	67.19	37.19	74.00	30.38	100	167 Peak	Horizontal	
3	2875.34	54.59	16.74	37.85	74.00	-19.41	100	167 Peak	Horizontal	

Freq	Level	Read Level	Factor	Limit Line	Over Limit	APos	TPos	Remark	Pol/Phase	Note
MHz	dBuV/m	dBuV	dB/m	dBuV/m	dB	cm	deg			
1	2390.00	72.96	35.86	37.10	74.00	-1.04	120	173 Peak	Vertical	
2 *	2412.00	111.06	73.87	37.19	74.00	37.06	120	173 Peak	Vertical	
3	2493.49	55.23	17.74	37.49	74.00	-18.77	120	173 Peak	Vertical	

802.11g

Low Channel (Horizontal) Average

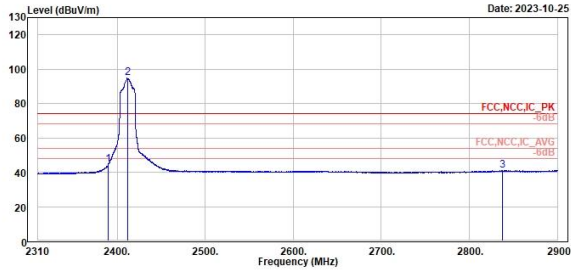
Low Channel (Vertical) Average



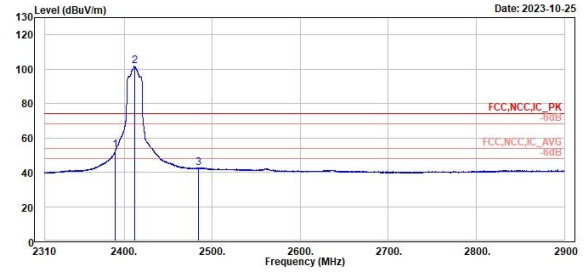
TUV Rheinland Taiwan Ltd.  
No. 458-18, Sec 2, Fenliao, Linkou Dist., New Taipei City 244, Taiwan(R.O.C.)  
Tel: +886-2172-1000 Fax: +886-2172-1322



TUV Rheinland Taiwan Ltd.  
No. 458-18, Sec 2, Fenliao, Linkou Dist., New Taipei City 244, Taiwan(R.O.C.)  
Tel: +886-2172-1000 Fax: +886-2172-1322



Freq	Level	Read Level	Factor	Limit Line	Over Limit	APos	TPos	Remark	Pol/Phase	Note
MHz	dBuV/m	dBuV	dB/m	dBuV/m	dB	cm	deg			
1	2390.00	44.72	7.62	37.10	54.00	-9.28	100	167 Average	Horizontal	
2	2412.00	94.88	57.69	37.19	54.00	40.88	100	167 Average	Horizontal	
3	2837.46	41.00	3.39	37.61	54.00	-13.00	100	167 Average	Horizontal	



Freq	Level	Read Level	Factor	Limit Line	Over Limit	APos	TPos	Remark	Pol/Phase	Note
MHz	dBuV/m	dBuV	dB/m	dBuV/m	dB	cm	deg			
1	2390.00	52.81	15.71	37.10	54.00	-1.19	120	173 Average	Vertical	
2	2412.00	101.69	64.50	37.19	54.00	47.69	120	173 Average	Vertical	
3	2484.52	42.53	5.04	37.49	54.00	-11.47	120	173 Average	Vertical	



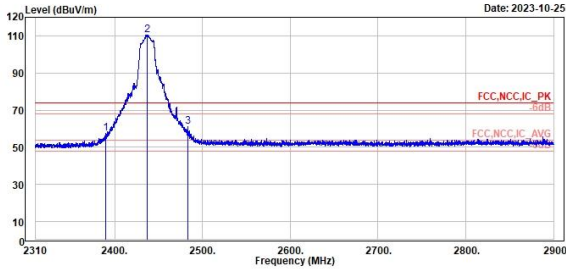
802.11g

Middle Channel (Horizontal) Peak

Middle Channel (Vertical) Peak



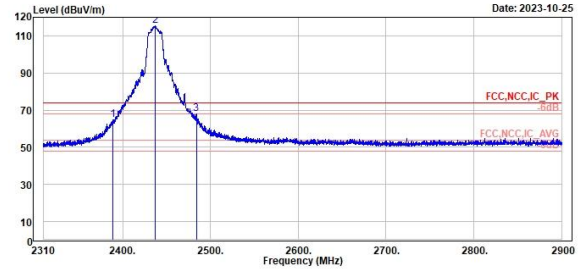
TÜV Rheinland Taiwan Ltd.  
No. 458-18, Sec 2, Fenliao, Linkou Dist., New Taipei City 244, Taiwan(R.O.C.)  
Tel: +886-2172-1000 Fax: +886-2172-1322



Peak	Freq	Level	Read	Factor	Limit	Over	APos	TPos	Remark	Pol/Phase	Note
	MHz	dBuV/m	dBuV	dB/m	dBuV/m	dB	cm	deg			
1	2390.00	57.34	19.76	37.58	74.00	-16.66	100	166	Peak	Horizontal	
2 *	2437.00	118.61	72.93	37.68	74.00	36.61	100	166	Peak	Horizontal	
3	2483.70	61.00	23.20	37.80	74.00	-13.00	100	166	Peak	Horizontal	



TÜV Rheinland Taiwan Ltd.  
No. 458-18, Sec 2, Fenliao, Linkou Dist., New Taipei City 244, Taiwan(R.O.C.)  
Tel: +886-2172-1000 Fax: +886-2172-1322



Peak	Freq	Level	Read	Factor	Limit	Over	APos	TPos	Remark	Pol/Phase	Note
	MHz	dBuV/m	dBuV	dB/m	dBuV/m	dB	cm	deg			
1	2389.18	64.99	27.41	37.58	74.00	-9.01	100	172	Peak	Vertical	
2 *	2437.00	115.22	77.54	37.68	74.00	41.22	100	172	Peak	Vertical	
3	2483.93	67.89	30.09	37.80	74.00	-6.11	100	172	Peak	Vertical	

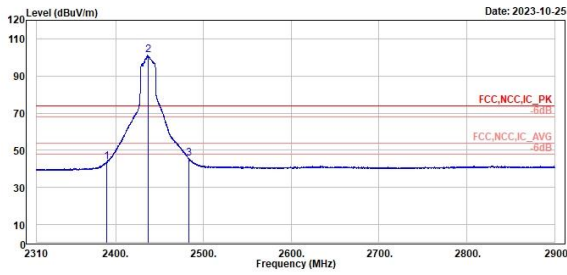
802.11g

Middle Channel (Horizontal) Average

Middle Channel (Vertical) Average



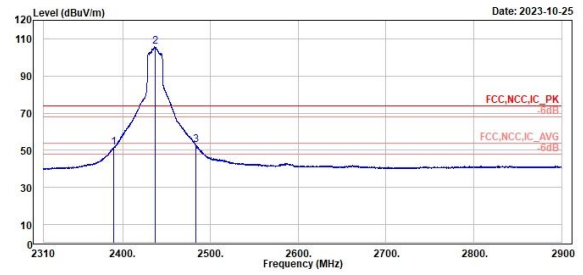
TÜV Rheinland Taiwan Ltd.  
No. 458-18, Sec 2, Fenliao, Linkou Dist., New Taipei City 244, Taiwan(R.O.C.)  
Tel: +886-2172-1000 Fax: +886-2172-1322



Read	Limit	Over	APos	TPos	Remark	Pol/Phase	Note
Level	Line	Limit					
Factor							
dB/m	dBuV/m	dB	cm	deg			
43.82	6.24	37.58	54.00	-10.18	100	166 Average	Horizontal
181.18	63.90	37.68	54.00	47.18	100	166 Average	Horizontal
45.51	7.71	37.80	54.00	-8.49	100	166 Average	Horizontal



TÜV Rheinland Taiwan Ltd.  
No. 458-18, Sec 2, Fenliao, Linkou Dist., New Taipei City 244, Taiwan(R.O.C.)  
Tel: +886-2172-1000 Fax: +886-2172-1322



Read	Limit	Over	APos	TPos	Remark	Pol/Phase	Note
Level	Line	Limit					
Factor							
dB/m	dBuV/m	dB	cm	deg			
51.77	14.19	37.58	54.00	-2.23	100	172 Average	Vertical
106.01	68.33	37.68	54.00	52.01	100	172 Average	Vertical
52.77	14.97	37.80	54.00	-1.23	100	172 Average	Vertical

802.11g

High Channel (Horizontal) Peak

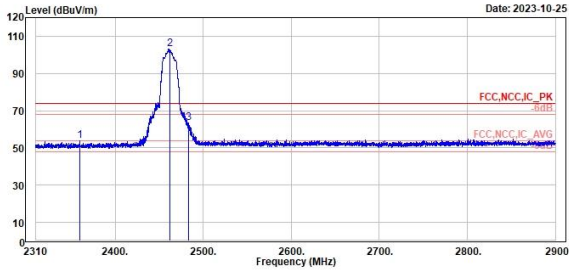
High Channel (Vertical) Peak



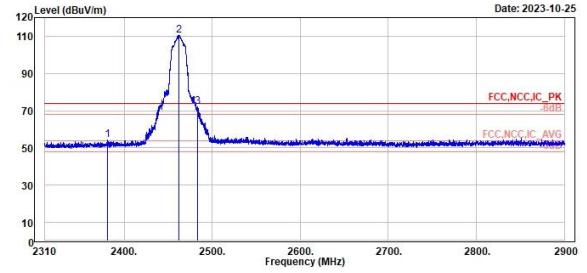
TÜV Rheinland Taiwan Ltd.  
No. 458-18, Sec 2, Fenliao, Linkou Dist., New Taipei City 244, Taiwan(R.O.C.)  
Tel: +886-2172-1000 Fax: +886-2172-1322



TÜV Rheinland Taiwan Ltd.  
No. 458-18, Sec 2, Fenliao, Linkou Dist., New Taipei City 244, Taiwan(R.O.C.)  
Tel: +886-2172-1000 Fax: +886-2172-1322



Peak	Freq (MHz)	Level (dBuV/m)	Read Level (dBuV)	Factor (dB/m)	Limit Line (dBuV/m)	Over Limit (dB)	APos (cm)	TPos (deg)	Remark	Pol/Phase	Note
1	2359.68	53.66	16.24	37.42	74.00	-20.34	100	209	Peak	Horizontal	
2 *	2462.00	103.00	65.27	37.73	74.00	29.00	100	209	Peak	Horizontal	
3	2483.81	63.33	25.53	37.80	74.00	-10.67	100	209	Peak	Horizontal	



Peak	Freq (MHz)	Level (dBuV/m)	Read Level (dBuV)	Factor (dB/m)	Limit Line (dBuV/m)	Over Limit (dB)	APos (cm)	TPos (deg)	Remark	Pol/Phase	Note
1	2388.80	54.09	16.56	37.53	74.00	-19.91	100	172	Peak	Vertical	
2 *	2462.00	110.48	72.75	37.73	74.00	36.48	100	172	Peak	Vertical	
3 !	2483.81	71.99	34.19	37.80	74.00	-2.01	100	172	Peak	Vertical	

802.11g

High Channel (Horizontal) Average

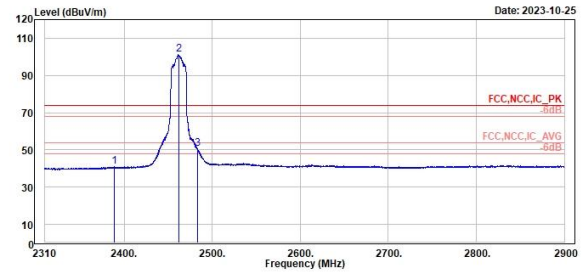
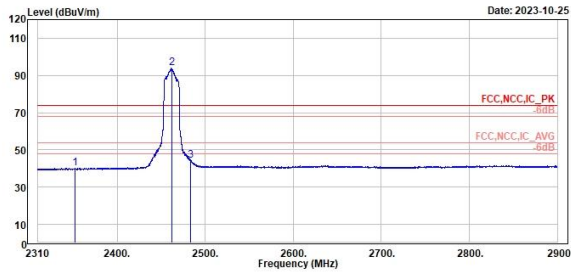
High Channel (Vertical) Average



TÜV Rheinland Taiwan Ltd.  
No. 458-18, Sec 2, Fenliiao, Linkou Dist., New Taipei City 244, Taiwan(R.O.C.)  
Tel: +886-2172-1000 Fax: +886-2172-1322



TÜV Rheinland Taiwan Ltd.  
No. 458-18, Sec 2, Fenliiao, Linkou Dist., New Taipei City 244, Taiwan(R.O.C.)  
Tel: +886-2172-1000 Fax: +886-2172-1322



1	2	3
Level	Level	Level
Factor	Factor	Factor
Limit	Limit	Limit
Over	Over	Over
APos	APos	APos
TPos	TPos	TPos
Remark	Remark	Remark
Pol/Phase	Pol/Phase	Pol/Phase
Note	Note	Note
2352.01	2462.00	2483.81
40.11	93.84	44.42
2.72	56.11	6.62
37.39	37.73	37.80
54.00	54.00	54.00
-13.89	39.84	-9.58
100	100	100
209	209	209
Average	Average	Average
Horizontal	Horizontal	Horizontal

1	2	3
Level	Level	Level
Factor	Factor	Factor
Limit	Limit	Limit
Over	Over	Over
APos	APos	APos
TPos	TPos	TPos
Remark	Remark	Remark
Pol/Phase	Pol/Phase	Pol/Phase
Note	Note	Note
2389.06	2462.00	2483.81
40.90	101.11	50.59
3.32	63.38	12.79
37.58	37.73	37.80
54.00	54.00	54.00
-13.10	47.11	-3.41
100	100	100
172	172	172
Average	Average	Average
Vertical	Vertical	Vertical

802.11n HT20

Low Channel (Horizontal) Peak

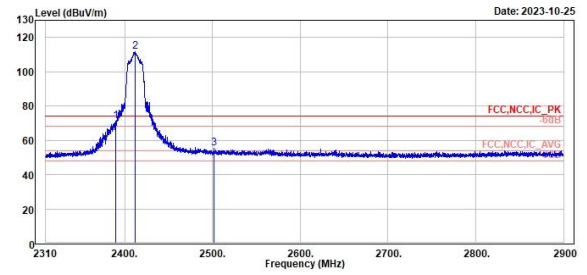
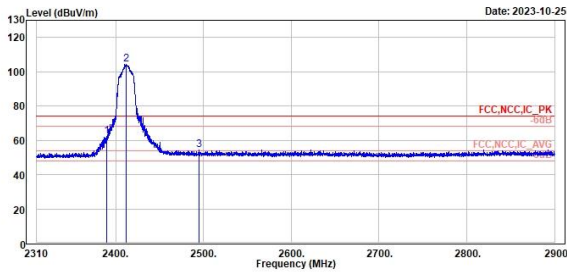
Low Channel (Vertical) Peak



TÜV Rheinland Taiwan Ltd.  
No. 458-18, Sec 2, Fenliao, Linkou Dist., New Taipei City 244, Taiwan(R.O.C.)  
Tel: +886-2172-1000 Fax: +886-2172-1322



TÜV Rheinland Taiwan Ltd.  
No. 458-18, Sec 2, Fenliao, Linkou Dist., New Taipei City 244, Taiwan(R.O.C.)  
Tel: +886-2172-1000 Fax: +886-2172-1322



Peak	Freq	Level	Read Level	Factor	Limit Line	Over Limit	APos	TPos	Remark	Pol/Phase	Note
	MHz	dBuV/m	dBuV	dB/m	dBuV/m	dB	cm	deg			
1	2389.77	62.47	25.37	37.10	74.00	-11.53	100	168	Peak	Horizontal	
2 *	2412.00	104.18	66.99	37.19	74.00	30.18	100	168	Peak	Horizontal	
3	2494.91	54.56	17.06	37.50	74.00	-19.44	100	168	Peak	Horizontal	

Peak	Freq	Level	Read Level	Factor	Limit Line	Over Limit	APos	TPos	Remark	Pol/Phase	Note
	MHz	dBuV/m	dBuV	dB/m	dBuV/m	dB	cm	deg			
1	2389.77	71.20	34.10	37.10	74.00	-2.80	120	172	Peak	Vertical	
2 *	2412.00	111.58	74.29	37.19	74.00	37.58	120	172	Peak	Vertical	
3	2501.67	55.15	17.65	37.50	74.00	-18.85	120	172	Peak	Vertical	

802.11n HT20

Low Channel (Horizontal) Average

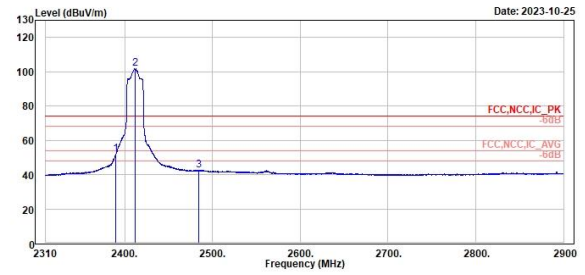
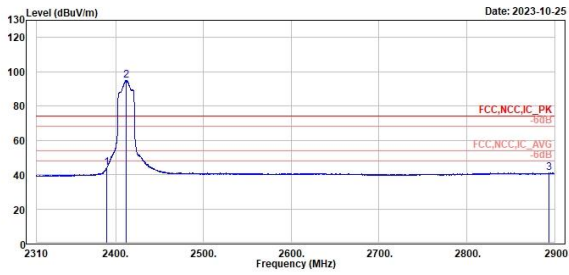
Low Channel (Vertical) Average



TÜV Rheinland Taiwan Ltd.  
No. 458-18, Sec 2, Fenliao, Linkou Dist., New Taipei City 244, Taiwan(R.O.C.)  
Tel: +886-2172-1000 Fax: +886-2172-1322



TÜV Rheinland Taiwan Ltd.  
No. 458-18, Sec 2, Fenliao, Linkou Dist., New Taipei City 244, Taiwan(R.O.C.)  
Tel: +886-2172-1000 Fax: +886-2172-1322



1	2	3							
Level	Read Level	Factor	Limit Line	Over Limit	APos	TPos	Remark	Pol/Phase	Note
dBuV/m	dBuV	dB/m	dBuV/m	dB	cm	deg			
2390.00	44.07	6.97	37.10	54.00	-9.93	100	168 Average	Horizontal	
2412.00	94.96	57.77	37.19	54.00	40.96	100	168 Average	Horizontal	
2893.04	40.93	3.00	37.93	54.00	-13.07	100	168 Average	Horizontal	

1	2	3							
Level	Read Level	Factor	Limit Line	Over Limit	APos	TPos	Remark	Pol/Phase	Note
dBuV/m	dBuV	dB/m	dBuV/m	dB	cm	deg			
2389.77	51.88	14.78	37.10	54.00	-2.12	120	172 Average	Vertical	
2412.00	101.75	64.56	37.19	54.00	47.75	120	172 Average	Vertical	
2484.88	42.56	5.67	37.49	54.00	-11.44	120	172 Average	Vertical	

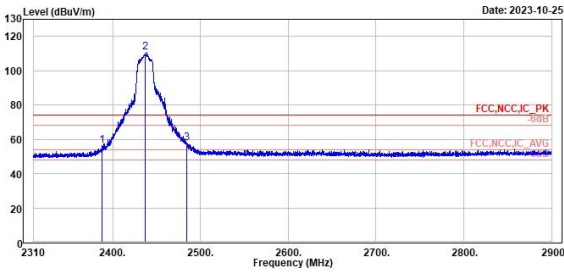
802.11n HT20

Middle Channel (Horizontal) Peak

Middle Channel (Vertical) Peak



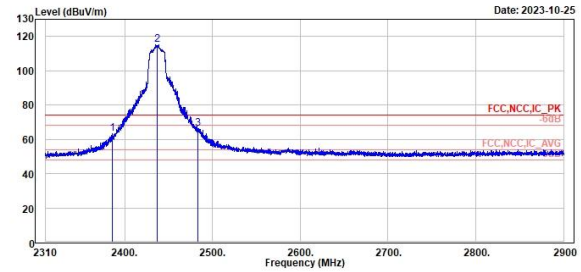
TUV Rheinland Taiwan Ltd.  
No. 458-18, Sec 2, Fenliao, Linkou Dist., New Taipei City 244, Taiwan(R.O.C.)  
Tel: +886-2172-1000 Fax: +886-2172-1322



Peak	Freq (MHz)	Level (dBuV/m)	Read Level (dBuV)	Factor (dB/m)	Limit Line (dBuV/m)	Over Limit (dB)	APos (cm)	TPos (deg)	Remark	Pol/Phase	Note
1	2388.35	56.25	19.15	37.10	74.00	-17.75	100	170	Peak	Horizontal	
2 *	2437.00	118.89	73.44	37.36	74.00	36.89	100	170	Peak	Horizontal	
3	2484.88	58.82	28.53	37.49	74.00	-15.98	100	170	Peak	Horizontal	



TUV Rheinland Taiwan Ltd.  
No. 458-18, Sec 2, Fenliao, Linkou Dist., New Taipei City 244, Taiwan(R.O.C.)  
Tel: +886-2172-1000 Fax: +886-2172-1322



Peak	Freq (MHz)	Level (dBuV/m)	Read Level (dBuV)	Factor (dB/m)	Limit Line (dBuV/m)	Over Limit (dB)	APos (cm)	TPos (deg)	Remark	Pol/Phase	Note
1	2386.46	63.49	26.39	37.10	74.00	-10.51	129	173	Peak	Vertical	
2 *	2437.00	115.13	77.77	37.36	74.00	41.13	129	173	Peak	Vertical	
3	2483.58	66.42	28.94	37.48	74.00	-7.58	129	173	Peak	Vertical	

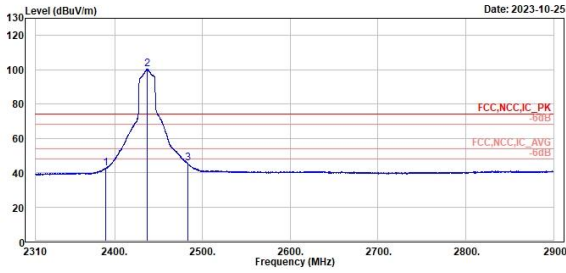
802.11n HT20

Middle Channel (Horizontal) Average

Middle Channel (Vertical) Average



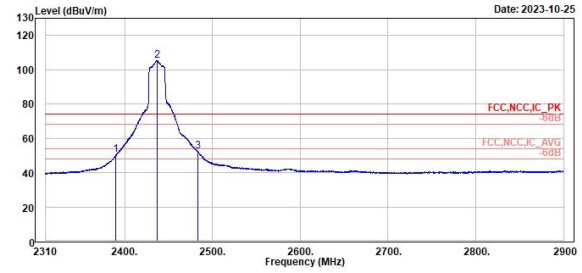
TUV Rheinland Taiwan Ltd.  
No. 458-18, Sec 2, Fenliao, Linkou Dist., New Taipei City 244, Taiwan(R.O.C.)  
Tel: +886-2172-1000 Fax: +886-2172-1322



Read	Limit	Over	APos	TPos	Remark	Pol/Phase	Note
Level	Line	Limit					
Factor							
dBuV	dBuV/m	dB	cm	deg			
42.66	54.00	-11.34	100	170	Average	Horizontal	
63.12	54.00	9.12	100	170	Average	Horizontal	
45.32	54.00	-8.68	100	170	Average	Horizontal	



TUV Rheinland Taiwan Ltd.  
No. 458-18, Sec 2, Fenliao, Linkou Dist., New Taipei City 244, Taiwan(R.O.C.)  
Tel: +886-2172-1000 Fax: +886-2172-1322



Read	Limit	Over	APos	TPos	Remark	Pol/Phase	Note
Level	Line	Limit					
Factor							
dBuV	dBuV/m	dB	cm	deg			
50.26	54.00	-3.74	129	173	Average	Vertical	
68.08	54.00	14.08	129	173	Average	Vertical	
52.16	54.00	-1.84	129	173	Average	Vertical	



802.11n HT20

High Channel (Horizontal) Peak

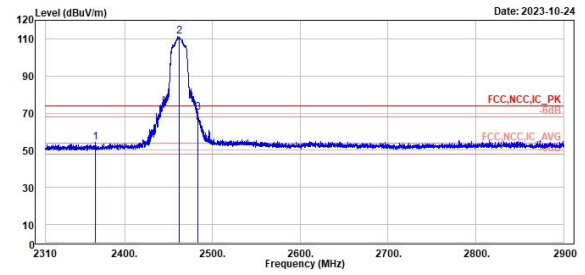
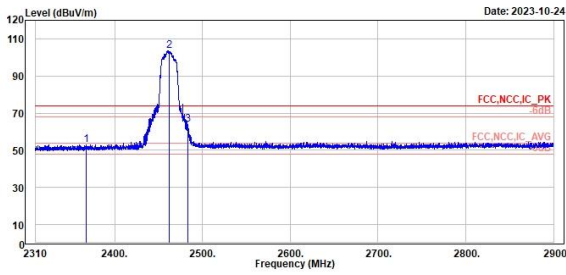
High Channel (Vertical) Peak



TÜV Rheinland Taiwan Ltd.  
No. 458-18, Sec 2, Fenliao, Linkou Dist., New Taipei City 244, Taiwan(R.O.C.)  
Tel: +886-2172-1000 Fax: +886-2172-1322



TÜV Rheinland Taiwan Ltd.  
No. 458-18, Sec 2, Fenliao, Linkou Dist., New Taipei City 244, Taiwan(R.O.C.)  
Tel: +886-2172-1000 Fax: +886-2172-1322



Peak	Freq	Level	Read Level	Factor	Limit Line	Over Limit	APos	TPos	Remark	Pol/Phase	Note
	MHz	dBuV/m	dBuV	dB/m	dBuV/m	dB	cm	deg			
1	2367.23	53.00	15.54	37.46	74.00	-21.00	166	174	Peak	Horizontal	
2 *	2462.00	103.78	66.05	37.73	74.00	29.78	166	174	Peak	Horizontal	
3	2483.58	63.85	26.05	37.80	74.00	-10.15	166	174	Peak	Horizontal	

Peak	Freq	Level	Read Level	Factor	Limit Line	Over Limit	APos	TPos	Remark	Pol/Phase	Note
	MHz	dBuV/m	dBuV	dB/m	dBuV/m	dB	cm	deg			
1	2366.64	54.24	16.78	37.46	74.00	-19.76	176	173	Peak	Vertical	
2 *	2462.00	111.32	73.59	37.73	74.00	37.32	176	173	Peak	Vertical	
3 !	2483.46	70.10	32.30	37.80	74.00	-3.90	176	173	Peak	Vertical	

802.11n HT20

High Channel (Horizontal) Average

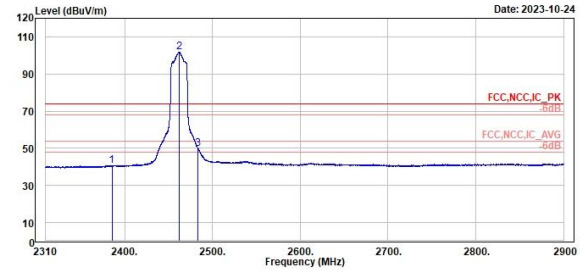
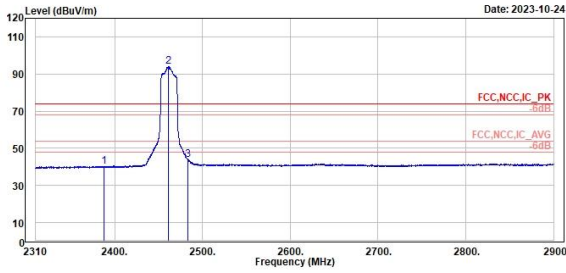
High Channel (Vertical) Average



TÜV Rheinland Taiwan Ltd.  
No. 458-18, Sec 2, Fenliao, Linkou Dist., New Taipei City 244, Taiwan(R.O.C.)  
Tel: +886-2172-1000 Fax: +886-2172-1322



TÜV Rheinland Taiwan Ltd.  
No. 458-18, Sec 2, Fenliao, Linkou Dist., New Taipei City 244, Taiwan(R.O.C.)  
Tel: +886-2172-1000 Fax: +886-2172-1322



1	2	3	Read Level	Level Factor	Limit Line	Over Limit	APos	TPos	Remark	Pol/Phase	Note
MHz	dBuV/m	dBuV	dB/m	dBuV/m	dB	cm	deg				
1	2387.76	40.32	2.75	37.57	54.00	-13.68	166	174	Average	Horizontal	
2	2461.16	94.13	56.41	37.72	54.00	40.13	166	174	Average	Horizontal	
3	2483.81	43.75	5.95	37.80	54.00	-10.25	166	174	Average	Horizontal	

1	2	3	Read Level	Level Factor	Limit Line	Over Limit	APos	TPos	Remark	Pol/Phase	Note
MHz	dBuV/m	dBuV	dB/m	dBuV/m	dB	cm	deg				
1	2385.52	40.82	3.27	37.55	54.00	-13.18	176	173	Average	Vertical	
2	2462.00	101.69	63.96	37.73	54.00	47.69	176	173	Average	Vertical	
3	2483.46	49.86	12.86	37.80	54.00	-4.14	176	173	Average	Vertical	

Spurious Emissions, Tx Mode, 9kHz ~ 30MHz

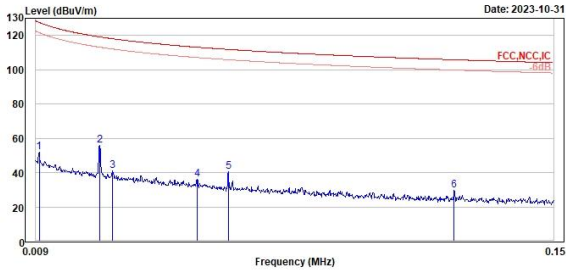
802.11n HT20

High Channel(Open) 9kHz~150kHz

High Channel(Open) 150kHz~30MHz



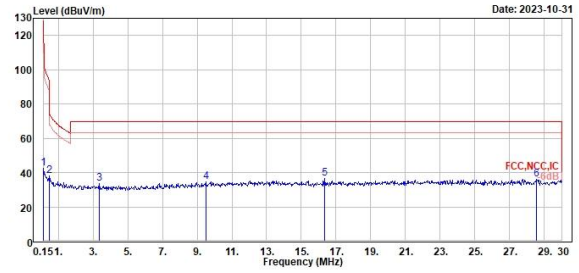
TÜV Rheinland Taiwan Ltd.  
No. 458-18, Sec 2, Fenliao, Linkou Dist., New Taipei City 244, Taiwan(R.O.C.)  
Tel: +886-2172-1000 Fax: +886-2172-1322



Peak	Freq (MHz)	Level (dBuV/m)	Read Level (dBuV)	Factor (dB/m)	Limit Line (dBuV/m)	Over Limit (dB)	APos (cm)	TPos (deg)	Remark	Pol/Phase	Note
1	0.01	51.68	33.96	17.72	127.60	-75.92	100	181	Peak	Open	
2	0.03	55.92	36.97	18.95	119.13	-63.21	100	294	Peak	Open	
3	0.03	41.11	21.90	19.21	118.05	-76.94	100	62	Peak	Open	
4	0.05	35.97	16.92	19.05	113.11	-77.14	100	28	Peak	Open	
5	0.06	40.75	21.90	18.85	111.82	-71.07	100	256	Peak	Open	
6	0.12	29.74	11.72	18.02	105.80	-76.06	100	60	Peak	Open	



TÜV Rheinland Taiwan Ltd.  
No. 458-18, Sec 2, Fenliao, Linkou Dist., New Taipei City 244, Taiwan(R.O.C.)  
Tel: +886-2172-1000 Fax: +886-2172-1322



Peak	Freq (MHz)	Level (dBuV/m)	Read Level (dBuV)	Factor (dB/m)	Limit Line (dBuV/m)	Over Limit (dB)	APos (cm)	TPos (deg)	Remark	Pol/Phase	Note
1	0.15	42.71	24.58	18.13	104.08	-61.37	100	275	Peak	Open	
2	0.48	37.93	19.09	18.84	94.01	-56.08	100	291	Peak	Open	
3	3.34	33.43	13.62	19.81	69.50	-36.07	100	314	Peak	Open	
4	9.49	34.73	13.38	21.35	69.50	-34.77	100	139	Peak	Open	
5	16.36	36.48	14.49	21.99	69.50	-33.02	100	68	Peak	Open	
6	28.54	35.95	13.63	22.32	69.50	-33.55	100	264	Peak	Open	

Spurious Emissions, Tx Mode, 30MHz ~ 1GHz

802.11n HT20

High Channel (Horizontal)

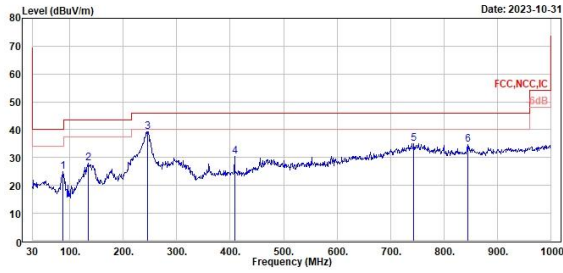
High Channel (Vertical)



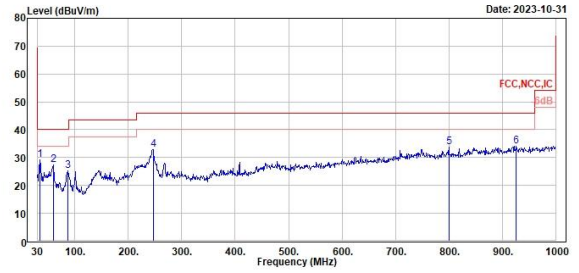
TÜV Rheinland Taiwan Ltd.  
No. 458-18, Sec 2, Fenliao, Linkou Dist., New Taipei City 244, Taiwan(R.O.C.)  
Tel: +886-2172-1000 Fax: +886-2172-1322



TÜV Rheinland Taiwan Ltd.  
No. 458-18, Sec 2, Fenliao, Linkou Dist., New Taipei City 244, Taiwan(R.O.C.)  
Tel: +886-2172-1000 Fax: +886-2172-1322



Peak	Freq (MHz)	Level (dBuV/m)	Read Level (dBuV)	Factor (dB/m)	Limit Line (dBuV/m)	Over Limit (dB)	APos (cm)	TPos (deg)	Remark	Pol/Phase	Note
1	87.23	24.81	38.17	-13.36	40.00	-15.19	400	264	Peak	Horizontal	
2	133.79	27.92	36.56	-8.64	43.50	-15.98	200	271	Peak	Horizontal	
3	245.34	39.30	47.40	-8.10	46.00	-6.70	100	93	Peak	Horizontal	
4	408.30	30.41	34.73	-4.32	46.00	-15.59	100	199	Peak	Horizontal	
5	743.92	34.92	32.50	2.42	46.00	-11.08	100	184	Peak	Horizontal	
6	844.80	34.61	30.89	3.72	46.00	-11.39	100	172	Peak	Horizontal	



Peak	Freq (MHz)	Level (dBuV/m)	Read Level (dBuV)	Factor (dB/m)	Limit Line (dBuV/m)	Over Limit (dB)	APos (cm)	TPos (deg)	Remark	Pol/Phase	Note
1	33.88	29.27	38.05	-8.78	40.00	-10.73	100	298	Peak	Vertical	
2	59.10	27.28	34.85	-7.57	40.00	-12.72	100	149	Peak	Vertical	
3	87.23	25.18	35.54	-10.36	40.00	-14.82	100	325	Peak	Vertical	
4	246.31	32.80	40.87	-8.07	46.00	-13.20	100	274	Peak	Vertical	
5	800.18	33.68	30.54	3.14	46.00	-12.32	256	273	Peak	Vertical	
6	926.28	34.03	29.09	4.94	46.00	-11.97	400	71	Peak	Vertical	

Spurious Emissions, Tx Mode, 1GHz ~ 26.5GHz

802.11b

Low Channel (Horizontal)

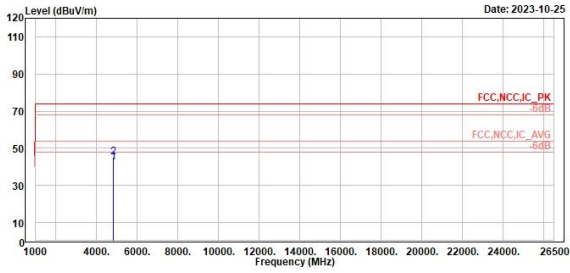
Low Channel (Vertical)



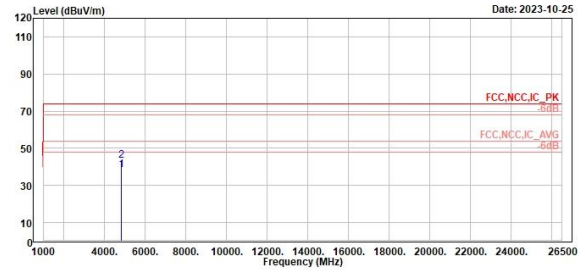
TÜV Rheinland Taiwan Ltd.  
No. 458-18, Sec 2, Fenliao, Linkou Dist., New Taipei City 244, Taiwan(R.O.C.)  
Tel: +886-2172-1000 Fax: +886-2172-1322



TÜV Rheinland Taiwan Ltd.  
No. 458-18, Sec 2, Fenliao, Linkou Dist., New Taipei City 244, Taiwan(R.O.C.)  
Tel: +886-2172-1000 Fax: +886-2172-1322



Freq	Level	Read Level	Factor	Limit Line	Over Limit	APos	TPos	Remark	Pol/Phase	Note
MHz	dBuV/m	dBuV	dB/m	dBuV/m	dB	cm	deg			
1	4824.00	42.36	52.70	-10.34	54.00	-11.64	117	204 Average	Horizontal	
2	4824.00	45.24	55.58	-10.34	74.00	-28.76	117	204 Peak	Horizontal	



Freq	Level	Read Level	Factor	Limit Line	Over Limit	APos	TPos	Remark	Pol/Phase	Note
MHz	dBuV/m	dBuV	dB/m	dBuV/m	dB	cm	deg			
1	4824.00	38.29	48.63	-10.34	54.00	-15.71	269	168 Average	Vertical	
2	4824.00	43.43	53.77	-10.34	74.00	-30.57	269	168 Peak	Vertical	

802.11b

Middle Channel (Horizontal)

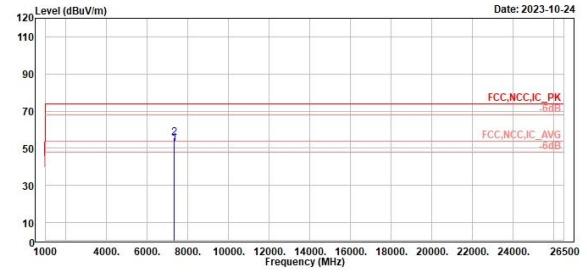
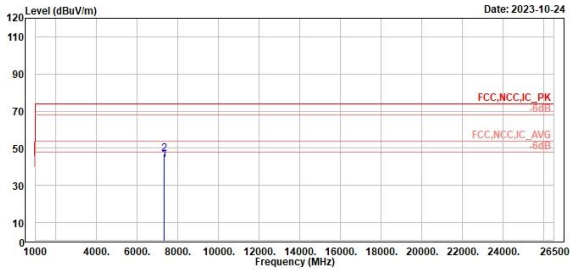
Middle Channel (Vertical)



TÜV Rheinland Taiwan Ltd.  
No. 458-18, Sec 2, Fenliao, Linkou Dist., New Taipei City 244, Taiwan(R.O.C.)  
Tel: +886-2172-1000 Fax: +886-2172-1322



TÜV Rheinland Taiwan Ltd.  
No. 458-18, Sec 2, Fenliao, Linkou Dist., New Taipei City 244, Taiwan(R.O.C.)  
Tel: +886-2172-1000 Fax: +886-2172-1322



Freq	Level	Read Level	Factor	Limit Line	Over Limit	APos	TPos	Remark	Pol/Phase	Note
MHz	dBuV/m	dBuV	dB/m	dBuV/m	dB	cm	deg			
1	7311.00	43.88	52.37	-8.49	54.00	-10.12	125	179 Average	Horizontal	
2	7311.00	46.90	55.39	-8.49	74.00	-27.10	125	179 Peak	Horizontal	

Freq	Level	Read Level	Factor	Limit Line	Over Limit	APos	TPos	Remark	Pol/Phase	Note
MHz	dBuV/m	dBuV	dB/m	dBuV/m	dB	cm	deg			
1	7311.00	52.56	61.05	-8.49	54.00	-1.44	392	191 Average	Vertical	
2	7311.00	55.71	64.20	-8.49	74.00	-18.29	392	191 Peak	Vertical	

802.11b

High Channel (Horizontal)

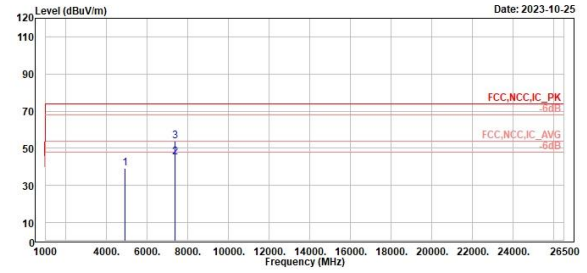
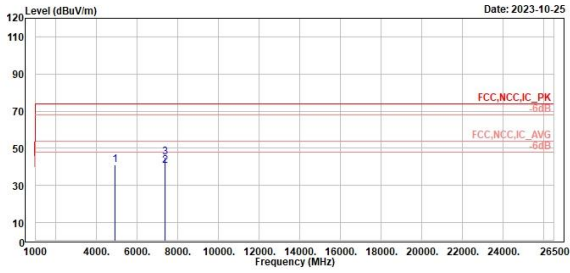
High Channel (Vertical)



TUV Rheinland Taiwan Ltd.  
No. 458-18, Sec 2, Fenliao, Linkou Dist., New Taipei City 244, Taiwan(R.O.C.)  
Tel: +886-2172-1000 Fax: +886-2172-1322



TUV Rheinland Taiwan Ltd.  
No. 458-18, Sec 2, Fenliao, Linkou Dist., New Taipei City 244, Taiwan(R.O.C.)  
Tel: +886-2172-1000 Fax: +886-2172-1322



Freq	Level	Read Level	Factor	Limit Line	Over Limit	APos	TPos	Remark	Pol/Phase	Note
MHz	dBuV/m	dBuV	dB/m	dBuV/m	dB	cm	deg			
1	4924.00	41.28	51.59	-10.31	74.00	-32.72	100	202 Peak	Horizontal	
2	7386.00	40.44	48.90	-8.46	54.00	-13.56	125	178 Average	Horizontal	
3	7386.00	45.29	53.75	-8.46	74.00	-28.71	125	178 Peak	Horizontal	

Freq	Level	Read Level	Factor	Limit Line	Over Limit	APos	TPos	Remark	Pol/Phase	Note
MHz	dBuV/m	dBuV	dB/m	dBuV/m	dB	cm	deg			
1	4924.00	39.33	49.64	-10.31	74.00	-34.67	300	360 Peak	Vertical	
2	7386.00	44.94	53.40	-8.46	54.00	-9.06	327	230 Average	Vertical	
3	7386.00	54.03	62.49	-8.46	74.00	-19.97	327	230 Peak	Vertical	

802.11g

Low Channel (Horizontal)

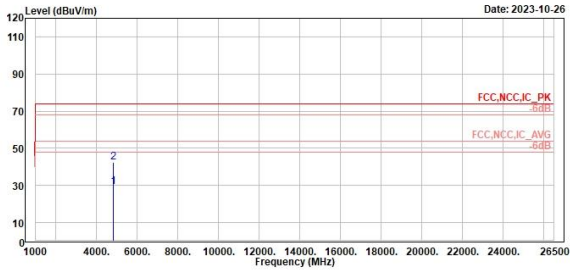
Low Channel (Vertical)



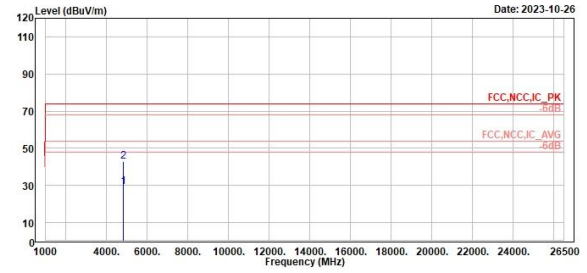
TÜV Rheinland Taiwan Ltd.  
No. 458-18, Sec 2, Fenliao, Linkou Dist., New Taipei City 244, Taiwan(R.O.C.)  
Tel: +886-2172-1000 Fax: +886-2172-1322



TÜV Rheinland Taiwan Ltd.  
No. 458-18, Sec 2, Fenliao, Linkou Dist., New Taipei City 244, Taiwan(R.O.C.)  
Tel: +886-2172-1000 Fax: +886-2172-1322



Freq	Level	Read Level	Factor	Limit Line	Over Limit	APos	TPos	Remark	Pol/Phase	Note
MHz	dBuV/m	dBuV	dB/m	dBuV/m	dB	cm	deg			
1	4824.00	29.10	39.44	-10.34	54.00	-24.90	400	322 Average	Horizontal	
2	4824.00	42.44	52.78	-10.34	74.00	-31.56	400	322 Peak	Horizontal	



Freq	Level	Read Level	Factor	Limit Line	Over Limit	APos	TPos	Remark	Pol/Phase	Note
MHz	dBuV/m	dBuV	dB/m	dBuV/m	dB	cm	deg			
1	4824.00	29.23	39.57	-10.34	54.00	-24.77	200	360 Average	Vertical	
2	4824.00	42.87	53.21	-10.34	74.00	-31.13	200	360 Peak	Vertical	



802.11g

Middle Channel (Horizontal)

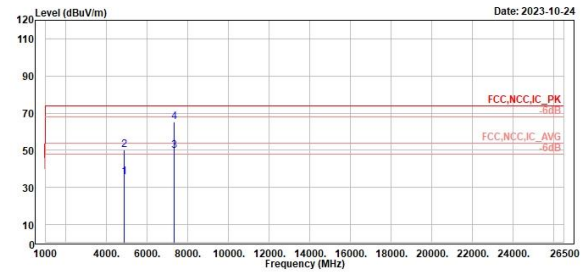
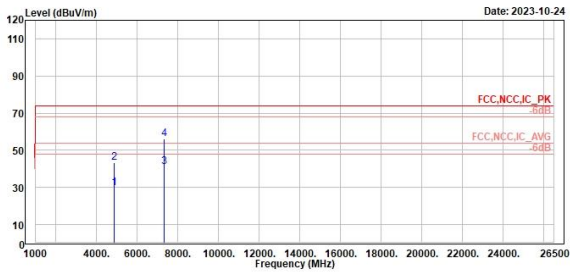
Middle Channel (Vertical)



TÜV Rheinland Taiwan Ltd.  
No. 458-18, Sec 2, Fenliao, Linkou Dist., New Taipei City 244, Taiwan(R.O.C.)  
Tel: +886-2172-1000 Fax: +886-2172-1322



TÜV Rheinland Taiwan Ltd.  
No. 458-18, Sec 2, Fenliao, Linkou Dist., New Taipei City 244, Taiwan(R.O.C.)  
Tel: +886-2172-1000 Fax: +886-2172-1322



Freq	Level	Read	Level	Factor	Limit	Over	APos	TPos	Remark	Pol/Phase	Note
MHz	dBuV/m	dBuV	dB/m	dBuV/m	dB	dB	cm	deg			
1	4874.00	29.78	40.11	-10.33	54.00	-24.22	300	193	Average	Horizontal	
2	4874.00	43.53	53.86	-10.33	74.00	-30.47	300	193	Peak	Horizontal	
3	7311.00	41.10	49.59	-8.49	54.00	-12.90	100	182	Average	Horizontal	
4	7311.00	56.31	64.80	-8.49	74.00	-17.69	100	182	Peak	Horizontal	

Freq	Level	Read	Level	Factor	Limit	Over	APos	TPos	Remark	Pol/Phase	Note
MHz	dBuV/m	dBuV	dB/m	dBuV/m	dB	dB	cm	deg			
1	4874.00	35.63	45.96	-10.33	54.00	-18.37	312	203	Average	Vertical	
2	4874.00	50.12	60.45	-10.33	74.00	-23.88	312	203	Peak	Vertical	
3	7311.00	49.75	58.24	-8.49	54.00	-4.25	393	176	Average	Vertical	
4	7311.00	65.22	73.71	-8.49	74.00	-8.78	393	176	Peak	Vertical	

802.11g

High Channel (Horizontal)

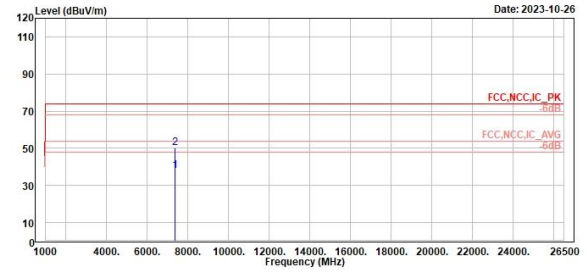
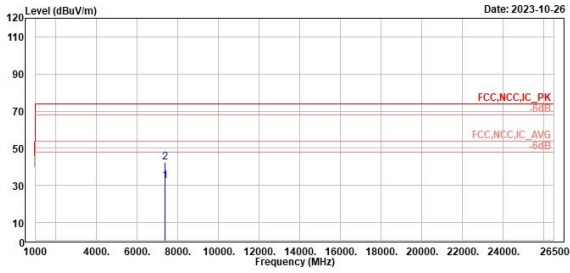
High Channel (Vertical)



TÜV Rheinland Taiwan Ltd.  
No. 458-18, Sec 2, Fenliao, Linkou Dist., New Taipei City 244, Taiwan(R.O.C.)  
Tel: +886-2172-1000 Fax: +886-2172-1322



TÜV Rheinland Taiwan Ltd.  
No. 458-18, Sec 2, Fenliao, Linkou Dist., New Taipei City 244, Taiwan(R.O.C.)  
Tel: +886-2172-1000 Fax: +886-2172-1322



Freq	Level	Read Level	Factor	Limit Line	Over Limit	APos	TPos	Remark	Pol/Phase	Note
MHz	dBuV/m	dBuV	dB/m	dBuV/m	dB	cm	deg			
1	7386.00	32.22	40.68	-8.46	54.00	-21.78	100	217 Average	Horizontal	
2	7386.00	42.57	51.03	-8.46	74.00	-31.43	100	217 Peak	Horizontal	

Freq	Level	Read Level	Factor	Limit Line	Over Limit	APos	TPos	Remark	Pol/Phase	Note
MHz	dBuV/m	dBuV	dB/m	dBuV/m	dB	cm	deg			
1	7386.00	37.94	46.40	-8.46	54.00	-16.06	400	190 Average	Vertical	
2	7386.00	50.28	58.74	-8.46	74.00	-23.72	400	190 Peak	Vertical	

802.11n HT20

Low Channel (Horizontal)

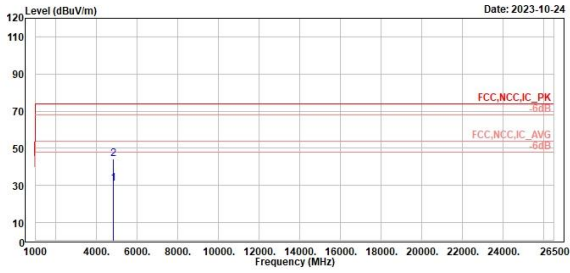
Low Channel (Vertical)



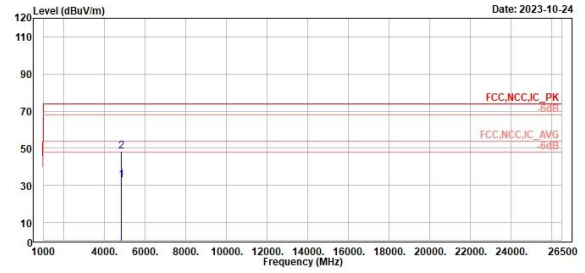
TÜV Rheinland Taiwan Ltd.  
No. 458-18, Sec 2, Fenliao, Linkou Dist., New Taipei City 244, Taiwan(R.O.C.)  
Tel: +886-2172-1000 Fax: +886-2172-1322



TÜV Rheinland Taiwan Ltd.  
No. 458-18, Sec 2, Fenliao, Linkou Dist., New Taipei City 244, Taiwan(R.O.C.)  
Tel: +886-2172-1000 Fax: +886-2172-1322



1	2	3	4	5	6	7	8	9	10	11	12	13	14	15	16	17	18	19	20
1	Level	Read	Factor	Limit	Over	APos	TPos	Remark	Pol/Phase	Note									
1	dBuV/m	dBuV	dB/m	dBuV/m	dB	cm	deg												
1	4824.00	30.85	41.19	-10.34	54.00	-23.15	148	360	Average	Horizontal									
2	4824.00	44.14	54.48	-10.34	74.00	-29.86	148	360	Peak	Horizontal									



1	2	3	4	5	6	7	8	9	10	11	12	13	14	15	16	17	18	19	20
1	Level	Read	Factor	Limit	Over	APos	TPos	Remark	Pol/Phase	Note									
1	dBuV/m	dBuV	dB/m	dBuV/m	dB	cm	deg												
1	4824.00	33.04	43.38	-10.34	54.00	-20.96	300	189	Average	Vertical									
2	4824.00	48.40	58.74	-10.34	74.00	-25.60	300	189	Peak	Vertical									

802.11n HT20

Middle Channel (Horizontal)

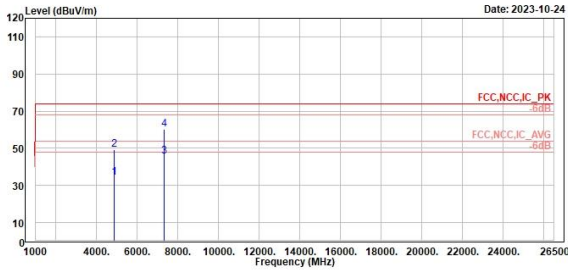
Middle Channel (Vertical)



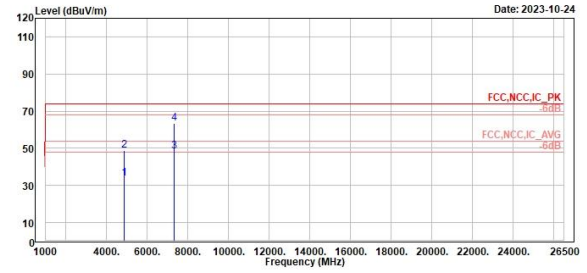
TÜV Rheinland Taiwan Ltd.  
No. 458-18, Sec 2, Fenliao, Linkou Dist., New Taipei City 244, Taiwan(R.O.C.)  
Tel: +886-2172-1000 Fax: +886-2172-1322



TÜV Rheinland Taiwan Ltd.  
No. 458-18, Sec 2, Fenliao, Linkou Dist., New Taipei City 244, Taiwan(R.O.C.)  
Tel: +886-2172-1000 Fax: +886-2172-1322



	Freq	Level	Read Level	Factor	Limit Line	Over Limit	APos	TPos	Remark	Pol/Phase	Note
	MHz	dBuV/m	dBuV	dB/m	dBuV/m	dB	cm	deg			
1	4874.00	34.11	44.44	-10.33	54.00	-19.89	200	183	Average	Horizontal	
2	4874.00	49.17	59.50	-10.33	74.00	-24.83	200	183	Peak	Horizontal	
3	7311.00	45.56	56.05	-8.49	54.00	-8.44	392	215	Average	Horizontal	
4	7311.00	60.31	68.80	-8.49	74.00	-13.69	392	215	Peak	Horizontal	



	Freq	Level	Read Level	Factor	Limit Line	Over Limit	APos	TPos	Remark	Pol/Phase	Note
	MHz	dBuV/m	dBuV	dB/m	dBuV/m	dB	cm	deg			
1	4874.00	33.61	43.94	-10.33	54.00	-20.39	300	184	Average	Vertical	
2	4874.00	49.01	59.34	-10.33	74.00	-24.99	300	184	Peak	Vertical	
3	7311.00	40.38	56.87	-8.49	54.00	-5.62	364	192	Average	Vertical	
4	7311.00	63.31	71.80	-8.49	74.00	-10.69	364	192	Peak	Vertical	

802.11n HT20

High Channel (Horizontal)

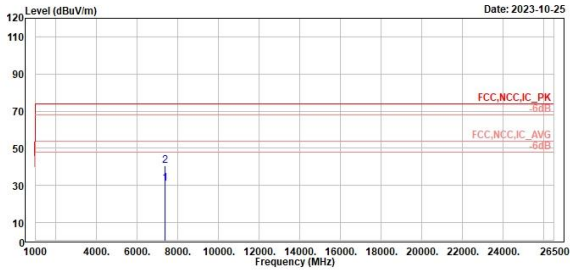
High Channel (Vertical)



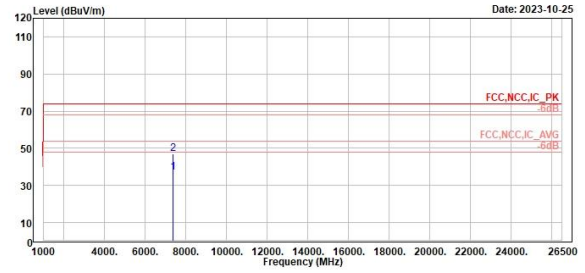
TÜV Rheinland Taiwan Ltd.  
No. 458-18, Sec 2, Fenliao, Linkou Dist., New Taipei City 244, Taiwan(R.O.C.)  
Tel: +886-2172-1000 Fax: +886-2172-1322



TÜV Rheinland Taiwan Ltd.  
No. 458-18, Sec 2, Fenliao, Linkou Dist., New Taipei City 244, Taiwan(R.O.C.)  
Tel: +886-2172-1000 Fax: +886-2172-1322



	Freq	Level	Read Level	Factor	Limit Line	Over Limit	APos	TPos	Remark	Pol/Phase	Note
	MHz	dBuV/m	dBuV	dB/m	dBuV/m	dB	cm	deg			
1	7386.00	31.07	39.53	-8.46	54.00	-22.93	100	351	Average	Horizontal	
2	7386.00	48.75	49.21	-8.46	74.00	-33.25	100	351	Peak	Horizontal	



	Freq	Level	Read Level	Factor	Limit Line	Over Limit	APos	TPos	Remark	Pol/Phase	Note
	MHz	dBuV/m	dBuV	dB/m	dBuV/m	dB	cm	deg			
1	7386.00	36.74	45.20	-8.46	54.00	-17.26	369	157	Average	Vertical	
2	7386.00	47.22	55.68	-8.46	74.00	-26.78	369	157	Peak	Vertical	

Mains Conducted Emission, 150kHz ~ 30MHz

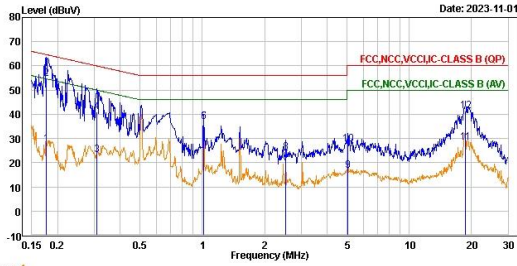
Worst Band

(Line)

(Neutral)



TÜV Rheinland Taiwan Ltd.  
No. 458-18, Sec. 2, Fenhiao, Linkou Dist., New Taipei City 244, Taiwan(R.O.C.)  
Tel: +886-2172-1000 Fax: +886-2172-1322

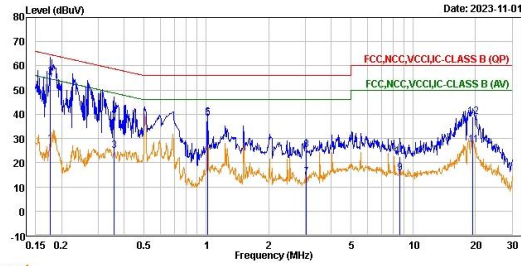


Trace: 1

	Freq	Level	Read Level	Factor	Limit	Over	Remark	Pol/Phase	Note
	MHz	dBuV	dBuV	dB	dBuV	dB			
1	0.18	27.64	18.05	9.59	54.63	-26.99	Average	line1	
2	0.18	54.69	45.10	9.59	64.63	-9.94	QP	line1	
3	0.31	23.30	13.71	9.59	58.00	-26.70	Average	line1	
4	0.31	40.94	31.35	9.59	68.00	-19.06	QP	line1	
5	1.02	36.73	27.12	9.61	46.00	-9.27	Average	line1	
6	1.02	37.04	27.43	9.61	56.00	-18.96	QP	line1	
7	2.53	21.13	11.50	9.63	46.00	-24.87	Average	line1	
8	2.53	24.14	14.51	9.63	56.00	-31.66	QP	line1	
9	5.06	16.78	7.11	9.67	58.00	-33.22	Average	line1	
10	5.06	27.52	17.85	9.67	68.00	-32.48	QP	line1	
11	18.68	28.43	18.74	9.69	58.00	-21.57	Average	line1	
12	18.68	41.42	31.73	9.69	68.00	-18.58	QP	line1	



TÜV Rheinland Taiwan Ltd.  
No. 458-18, Sec. 2, Fenhiao, Linkou Dist., New Taipei City 244, Taiwan(R.O.C.)  
Tel: +886-2172-1000 Fax: +886-2172-1322



Trace: 1

	Freq	Level	Read Level	Factor	Limit	Over	Remark	Pol/Phase	Note
	MHz	dBuV	dBuV	dB	dBuV	dB			
1	0.18	27.69	18.11	9.58	54.68	-26.99	Average	neutral	
2	0.18	55.26	45.68	9.58	64.68	-9.42	QP	neutral	
3	0.36	24.61	15.22	9.59	48.60	-23.99	Average	neutral	
4	0.36	38.95	29.36	9.59	58.60	-19.65	QP	neutral	
5	1.01	38.24	28.64	9.60	46.00	-7.76	Average	neutral	
6	1.01	38.53	28.93	9.60	56.00	-17.47	QP	neutral	
7	3.03	14.03	4.39	9.64	46.00	-31.97	Average	neutral	
8	3.03	25.19	15.55	9.64	56.00	-30.81	QP	neutral	
9	8.59	15.83	6.12	9.71	50.00	-34.17	Average	neutral	
10	8.59	22.63	12.92	9.71	60.00	-37.37	QP	neutral	
11	19.44	27.22	17.45	9.77	50.00	-22.78	Average	neutral	
12	19.44	38.95	29.18	9.77	60.00	-21.05	QP	neutral	