

Appendix B: Test Results of Radiation Spurious Emissions & Mains

Conducted Emission

Band Edges, 4.5GHz ~ 5.15GHz

U-NII-1

802.11a

CH 36 (Horizontal) Peak

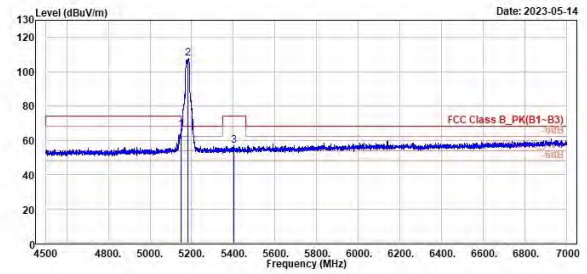
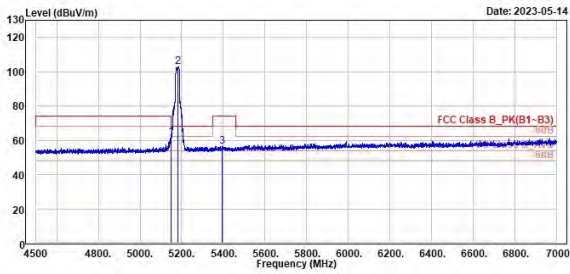
CH 36 (Vertical) Peak



TÜV Rheinland Taiwan Ltd.
No. 438-18, Sec 2, Fenhiao, Linkou Dist., New Taipei City 244, Taiwan(R.O.C.)
Tel: +886-2172-1000 Fax: +886-2172-1322



TÜV Rheinland Taiwan Ltd.
No. 438-18, Sec 2, Fenhiao, Linkou Dist., New Taipei City 244, Taiwan(R.O.C.)
Tel: +886-2172-1000 Fax: +886-2172-1322



1	2	3	Read Level	Level Factor	Limit Line	Over Limit	APos	TPos	Remark	Pol/Phase	Note
MHz	dBuV/m	dBuV	dB/m	dBuV/m	dB	cm	deg				
5149.00	62.02	20.59	41.43	74.00	-11.98	185	200	Peak	Horizontal		
5180.00	102.67	62.30	41.57	68.20	34.67	185	200	Peak	Horizontal		
5395.00	56.48	14.07	42.41	74.00	-17.52	185	200	Peak	Horizontal		

1	2	3	Read Level	Level Factor	Limit Line	Over Limit	APos	TPos	Remark	Pol/Phase	Note
MHz	dBuV/m	dBuV	dB/m	dBuV/m	dB	cm	deg				
5149.50	66.23	24.80	41.43	74.00	-7.77	269	64	Peak	Vertical		
5180.00	107.69	66.12	41.57	68.20	39.49	269	64	Peak	Vertical		
5403.00	56.70	14.23	42.47	74.00	-17.30	269	64	Peak	Vertical		

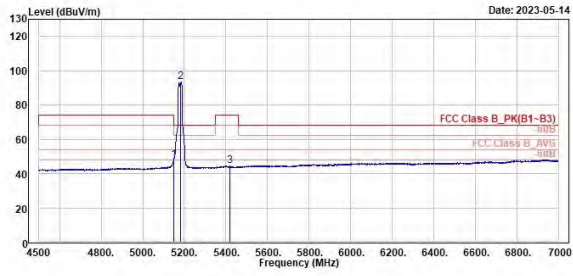
802.11a

CH 36 (Horizontal) Average

CH 36 (Vertical) Average



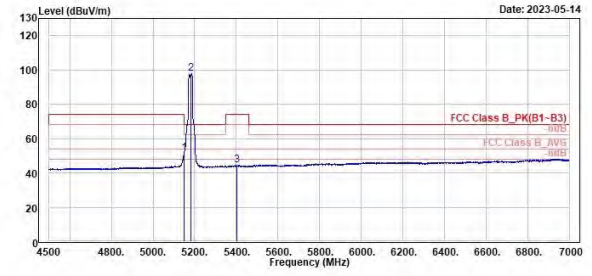
TÜV Rheinland Taiwan Ltd.
No. 438-18, Sec 2, Penfiao, Linkou Dist., New Taipei City 244, Taiwan(R.O.C.)
Tel: +886-2172-1100 Fax: +886-2172-1322



Freq	Level	Read Level Factor	Limit Line	Over Limit	APos	TPos	Remark	Pol/Phase	Note
MHz	dBuV/m	dBuV	dB/m	dBuV/m	dB	cm	deg		
1	5150.00	48.07	6.64	41.43	54.00	-5.93	185	200 Average	Horizontal
2	5180.00	93.30	51.01	41.57	54.00	39.30	185	200 Average	Horizontal
3	5418.50	44.44	2.09	42.35	54.00	-9.56	185	200 Average	Horizontal



TÜV Rheinland Taiwan Ltd.
No. 438-18, Sec 2, Penfiao, Linkou Dist., New Taipei City 244, Taiwan(R.O.C.)
Tel: +886-2172-1100 Fax: +886-2172-1322



Freq	Level	Read Level Factor	Limit Line	Over Limit	APos	TPos	Remark	Pol/Phase	Note
MHz	dBuV/m	dBuV	dB/m	dBuV/m	dB	cm	deg		
1	5150.00	51.65	10.22	41.43	54.00	-2.35	269	64 Average	Vertical
2	5180.00	98.11	56.84	41.57	54.00	44.11	269	64 Average	Vertical
3	5404.00	44.43	1.97	42.46	54.00	-9.57	269	64 Average	Vertical

802.11a

CH 40 (Horizontal) Peak

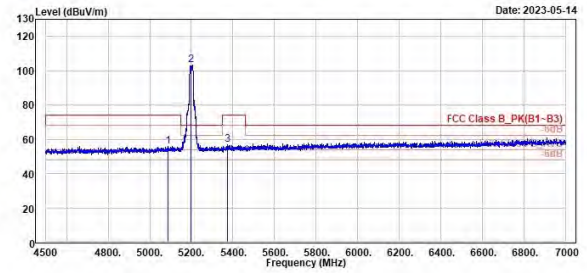
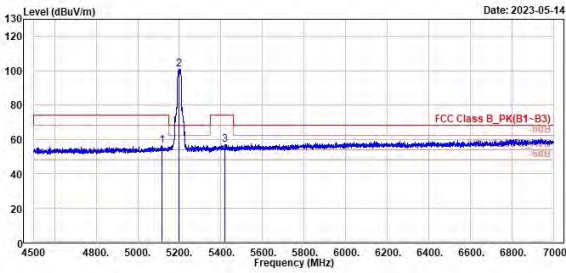
CH 40 (Vertical) Peak



TÜV Rheinland Taiwan Ltd.
No. 438-18, Sec 2, Fenliao, Linkou Dist., New Taipei City 244, Taiwan(R.O.C.)
Tel: +886-2172-1100 Fax: +886-2172-1322



TÜV Rheinland Taiwan Ltd.
No. 438-18, Sec 2, Fenliao, Linkou Dist., New Taipei City 244, Taiwan(R.O.C.)
Tel: +886-2172-1100 Fax: +886-2172-1322



Peak	Freq	Level	Read	Limit	Over	APos	TPos	Remark	Pol/Phase	Note
	MHz	dBuV/m	dBuV	dB/m	dBuV/m	dB	cm	deg		
1	5114.58	56.15	14.81	41.34	74.00	-17.85	306	214 Peak	Horizontal	
2	5200.00	109.93	59.27	41.66	68.28	32.73	306	214 Peak	Horizontal	
3	5419.00	56.94	14.59	42.35	74.00	-17.06	306	214 Peak	Horizontal	

Peak	Freq	Level	Read	Limit	Over	APos	TPos	Remark	Pol/Phase	Note
	MHz	dBuV/m	dBuV	dB/m	dBuV/m	dB	cm	deg		
1	5089.00	55.89	14.59	41.30	74.00	-18.11	110	150 Peak	Vertical	
2	5200.00	103.20	61.54	41.66	68.28	35.00	110	150 Peak	Vertical	
3	5375.50	56.64	14.51	42.13	74.00	-17.36	110	150 Peak	Vertical	

802.11a

CH 40 (Horizontal) Average

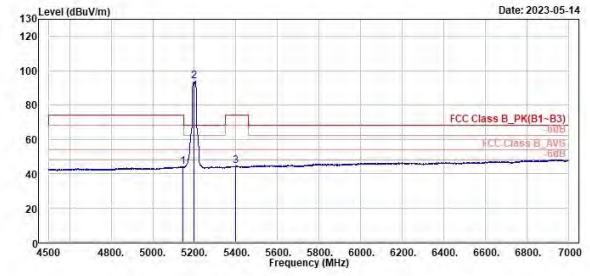
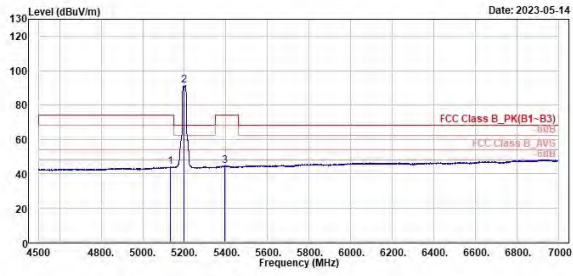
CH 40 (Vertical) Average



TÜV Rheinland Taiwan Ltd.
No. 438-18, Sec 2, Fenliao, Linkou Dist., New Taipei City 244, Taiwan(R.O.C.)
Tel: +886-2172-1100 Fax: +886-2172-1322



TÜV Rheinland Taiwan Ltd.
No. 438-18, Sec 2, Fenliao, Linkou Dist., New Taipei City 244, Taiwan(R.O.C.)
Tel: +886-2172-1100 Fax: +886-2172-1322



1	2	3	Read Level	Level Factor	Limit Line	Over Limit	APos	TPos	Remark	Pol/Phase	Note
MHz	dBuV/m	dBuV	dB/m	dBuV/m	dB	cm	deg				
5134.50	43.81	3.42	41.39	54.00	-10.19	306	214	Average	Horizontal		
5200.00	91.67	50.01	41.66	54.00	37.67	306	214	Average	Horizontal		
5395.50	44.42	1.99	42.43	54.00	-9.58	306	214	Average	Horizontal		

1	2	3	Read Level	Level Factor	Limit Line	Over Limit	APos	TPos	Remark	Pol/Phase	Note
MHz	dBuV/m	dBuV	dB/m	dBuV/m	dB	cm	deg				
5145.50	44.10	2.68	41.42	54.00	-9.90	110	150	Average	Vertical		
5200.00	93.67	52.01	41.66	54.00	39.67	110	150	Average	Vertical		
5398.00	44.45	1.99	42.46	54.00	-9.55	110	150	Average	Vertical		

802.11a

CH 48 (Horizontal) Peak

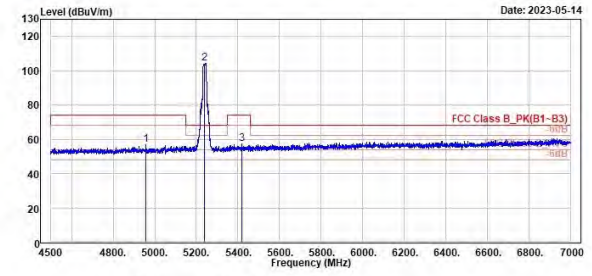
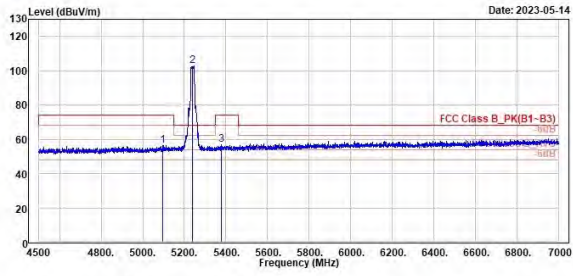
CH 48 (Vertical) Peak



TÜV Rheinland Taiwan Ltd.
No. 458-18, Sec 2, Fenliao, Linkou Dist., New Taipei City 244, Taiwan(R.O.C.)
Tel: +886-2172-1100 Fax: +886-2172-1322



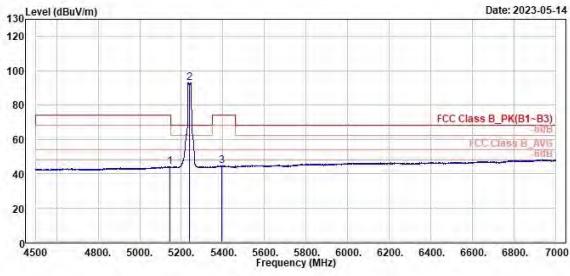
TÜV Rheinland Taiwan Ltd.
No. 458-18, Sec 2, Fenliao, Linkou Dist., New Taipei City 244, Taiwan(R.O.C.)
Tel: +886-2172-1100 Fax: +886-2172-1322



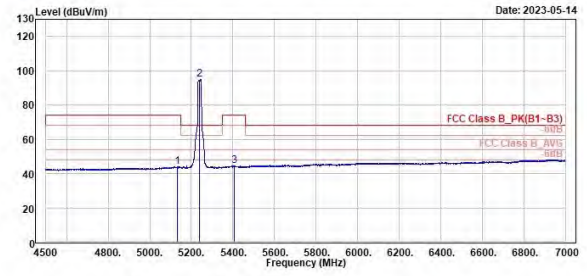
Peak	Freq (MHz)	Level (dBuV/m)	Read Level (dBuV)	Factor (dB/m)	Limit Line (dBuV/m)	Over Limit (dB)	APos (cm)	TPos (deg)	Remark	Pol/Phase	Note
1	5096.00	56.39	15.09	41.30	74.00	-17.61	224	207	Peak	Horizontal	
2	5249.00	102.59	60.90	41.61	69.20	34.39	224	207	Peak	Horizontal	
3	5377.50	56.90	14.74	42.16	74.00	-17.10	224	207	Peak	Horizontal	

Peak	Freq (MHz)	Level (dBuV/m)	Read Level (dBuV)	Factor (dB/m)	Limit Line (dBuV/m)	Over Limit (dB)	APos (cm)	TPos (deg)	Remark	Pol/Phase	Note
1	4956.50	56.67	15.56	41.11	74.00	-17.33	373	142	Peak	Vertical	
2	5249.00	104.43	62.82	41.61	69.20	35.23	373	142	Peak	Vertical	
3	5419.50	57.29	14.95	42.34	74.00	-16.71	373	142	Peak	Vertical	

802.11a
CH 48 (Horizontal) Average
CH 48 (Vertical) Average

 TÜV Rheinland Taiwan Ltd.
 No. 438-18, Sec 2, Fenlian, Linkou Dist., New Taipei City 244, Taiwan(R.O.C.)
 Tel: +886-2172-1100 Fax: +886-2172-1322


Freq	Level	Read Level	Factor	Limit Line	Over Limit	APos	TPos	Remark	Pol/Phase	Note
MHz	dBuV/m	dBuV	dB/m	dBuV/m	dB	cm	deg			
1	5147.00	44.05	2.63	41.42	54.00	-9.95	224	207 Average	Horizontal	
2 *	5240.00	93.16	51.55	41.61	54.00	39.16	224	207 Average	Horizontal	
3	5395.50	44.44	2.01	42.43	54.00	-9.56	224	207 Average	Horizontal	


 TÜV Rheinland Taiwan Ltd.
 No. 438-18, Sec 2, Fenlian, Linkou Dist., New Taipei City 244, Taiwan(R.O.C.)
 Tel: +886-2172-1100 Fax: +886-2172-1322


Freq	Level	Read Level	Factor	Limit Line	Over Limit	APos	TPos	Remark	Pol/Phase	Note
MHz	dBuV/m	dBuV	dB/m	dBuV/m	dB	cm	deg			
1	5132.00	43.78	2.40	41.38	54.00	-10.22	373	142 Average	Vertical	
2 *	5240.00	95.00	53.39	41.61	54.00	41.00	373	142 Average	Vertical	
3	5406.50	44.39	1.95	42.44	54.00	-9.61	373	142 Average	Vertical	

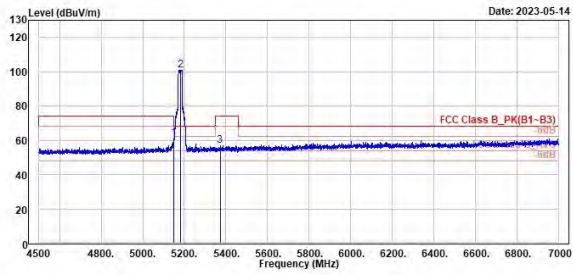
802.11ac VHT20

CH 36 (Horizontal) Peak

CH 36 (Vertical) Peak



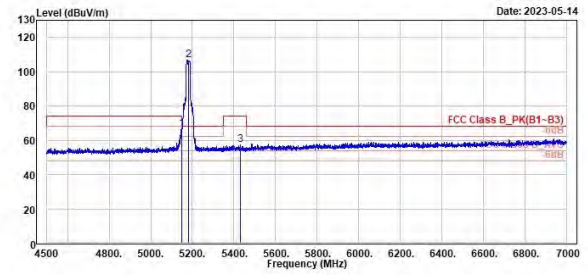
TUV Rheinland Taiwan Ltd.
No. 458-18, Sec. 2, FenHiao, Linkou Dist., New Taipei City 244, Taiwan(R.O.C.)
Tel: +886-2172-1000 Fax: +886-2172-1322



Peak	Freq (MHz)	Level (dBuV/m)	Read Level (dBuV)	Factor (dB/m)	Limit Line (dBuV/m)	Over Limit (dB)	APos (cm)	TPos (deg)	Remark	Pol/Phase	Note
1	5148.00	61.30	15.07	41.43	74.00	-12.70	235	66	Peak	Horizontal	
2*	5180.00	100.99	59.42	41.57	68.28	32.79	235	68	Peak	Horizontal	
3	5372.00	56.99	14.91	42.08	74.00	-17.01	235	66	Peak	Horizontal	



TUV Rheinland Taiwan Ltd.
No. 458-18, Sec. 2, FenHiao, Linkou Dist., New Taipei City 244, Taiwan(R.O.C.)
Tel: +886-2172-1000 Fax: +886-2172-1322



Peak	Freq (MHz)	Level (dBuV/m)	Read Level (dBuV)	Factor (dB/m)	Limit Line (dBuV/m)	Over Limit (dB)	APos (cm)	TPos (deg)	Remark	Pol/Phase	Note
1	5148.00	66.91	25.48	41.43	74.00	-7.09	267	72	Peak	Vertical	
2*	5180.00	106.61	65.04	41.57	68.28	38.41	267	72	Peak	Vertical	
3	5432.50	57.36	15.11	42.25	74.00	-16.64	267	72	Peak	Vertical	

802.11ac VHT20

CH 36 (Horizontal) Average

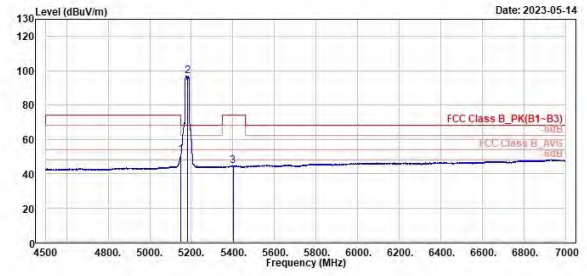
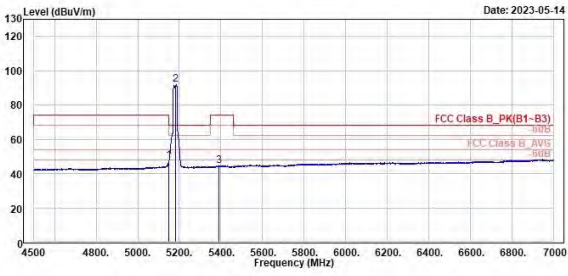
CH 36 (Vertical) Average



TÜV Rheinland Taiwan Ltd.
No. 438-18, Sec 2, Fenlian, Linkou Dist., New Taipei City 244, Taiwan(R.O.C.)
Tel: +886-2172-1100 Fax: +886-2172-1322



TÜV Rheinland Taiwan Ltd.
No. 438-18, Sec 2, Fenlian, Linkou Dist., New Taipei City 244, Taiwan(R.O.C.)
Tel: +886-2172-1100 Fax: +886-2172-1322



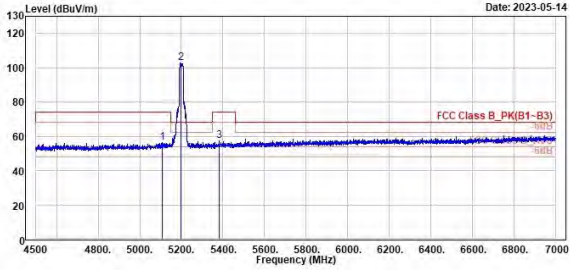
1	2	3							
Freq	Level	Read	Limit	Over	APos	TPos	Remark	Pol/Phase	Note
MHz	dBuV/m	dBuV	dB/m	dBuV/m	dB	cm	deg		
5150.00	47.64	6.21	41.43	54.00	-6.36	235	66 Average	Horizontal	
5180.00	91.73	50.16	41.57	54.00	37.73	235	66 Average	Horizontal	
5389.00	44.49	2.16	42.33	54.00	-9.51	235	66 Average	Horizontal	

1	2	3							
Freq	Level	Read	Limit	Over	APos	TPos	Remark	Pol/Phase	Note
MHz	dBuV/m	dBuV	dB/m	dBuV/m	dB	cm	deg		
5150.00	50.00	9.55	41.43	54.00	-3.02	267	72 Average	Vertical	
5180.00	97.00	55.52	41.57	54.00	43.00	267	72 Average	Vertical	
5400.50	44.55	2.06	42.49	54.00	-9.45	267	72 Average	Vertical	

802.11ac VHT20
CH 40 (Horizontal) Peak
CH 40 (Vertical) Peak


TÜV Rheinland Taiwan Ltd.
 No. 438-18, Sec 2, Fenliao, Linkou Dist., New Taipei City 244, Taiwan(R.O.C.)
 Tel: +886-2172-1100 Fax: +886-2172-1322

Date: 2023-05-14

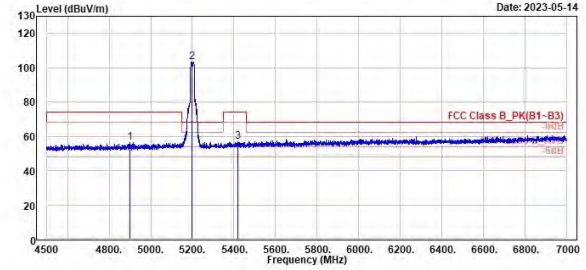


Peak	Freq (MHz)	Level (dBuV/m)	Read Level (dBuV)	Factor (dB/m)	Limit Line (dBuV/m)	Over Limit (dB)	APos (cm)	TPos (deg)	Remark	Pol/Phase	Note
1	5110.00	56.27	14.94	41.33	74.00	-17.73	214	199	Peak	Horizontal	
2	5289.00	102.73	61.07	41.66	74.00	34.53	214	199	Peak	Horizontal	
3	5394.00	57.59	15.33	42.26	74.00	-16.41	214	199	Peak	Horizontal	



TÜV Rheinland Taiwan Ltd.
 No. 438-18, Sec 2, Fenliao, Linkou Dist., New Taipei City 244, Taiwan(R.O.C.)
 Tel: +886-2172-1100 Fax: +886-2172-1322

Date: 2023-05-14



Peak	Freq (MHz)	Level (dBuV/m)	Read Level (dBuV)	Factor (dB/m)	Limit Line (dBuV/m)	Over Limit (dB)	APos (cm)	TPos (deg)	Remark	Pol/Phase	Note
1	4899.50	56.37	15.48	40.97	74.00	-17.63	111	151	Peak	Vertical	
2	5289.00	103.41	61.75	41.66	74.00	35.21	111	151	Peak	Vertical	
3	5418.00	56.73	14.37	42.36	74.00	-17.27	111	151	Peak	Vertical	

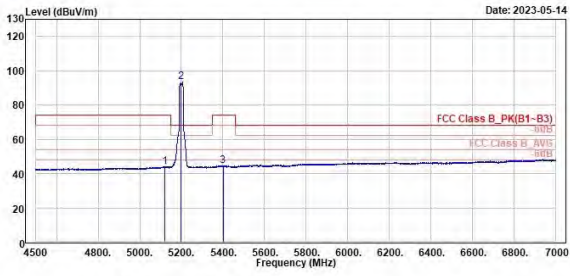
802.11ac VHT20

CH 40 (Horizontal) Average

CH 40 (Vertical) Average



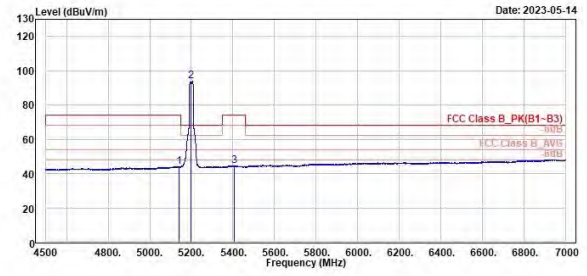
TÜV Rheinland Taiwan Ltd.
No. 438-18, Sec 2, Fenlian, Linkou Dist., New Taipei City 244, Taiwan(R.O.C.)
Tel: +886-2172-1100 Fax: +886-2172-1322



1	2	3
Level	Level	Level
Factor	Factor	Factor
Line	Line	Line
Limit	Limit	Limit
Over	Over	Over
Apos	Apos	Apos
TPos	TPos	TPos
Remark	Remark	Remark
Pol/Phase	Pol/Phase	Pol/Phase
Note	Note	Note
5122.00	5200.00	5400.50
44.10	93.18	44.52
2.74	51.52	2.03
41.36	41.66	42.49
54.00	54.00	54.00
-9.90	39.18	-9.48
214	214	214
199	199	199
Average	Average	Average
Horizontal	Horizontal	Horizontal



TÜV Rheinland Taiwan Ltd.
No. 438-18, Sec 2, Fenlian, Linkou Dist., New Taipei City 244, Taiwan(R.O.C.)
Tel: +886-2172-1100 Fax: +886-2172-1322



1	2	3
Level	Level	Level
Factor	Factor	Factor
Line	Line	Line
Limit	Limit	Limit
Over	Over	Over
Apos	Apos	Apos
TPos	TPos	TPos
Remark	Remark	Remark
Pol/Phase	Pol/Phase	Pol/Phase
Note	Note	Note
5139.50	5200.00	5405.50
43.07	93.72	44.55
2.56	52.06	2.10
41.41	41.66	42.45
54.00	54.00	54.00
-10.03	39.72	-9.45
111	111	111
151	151	151
Average	Average	Average
Vertical	Vertical	Vertical

802.11ac VHT20

CH 48 (Horizontal) Peak

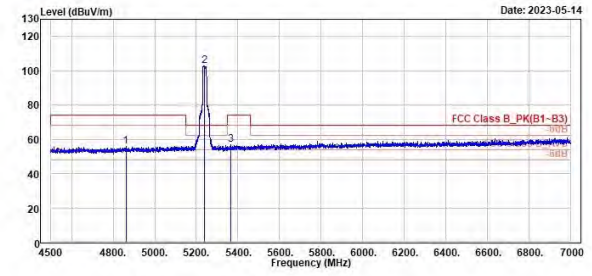
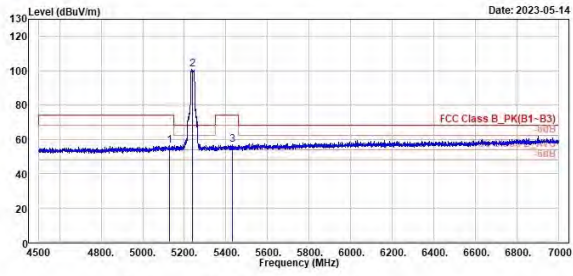
CH 48 (Vertical) Peak



TÜV Rheinland Taiwan Ltd.
No. 438-18, Sec 2, Fenlian, Linkou Dist., New Taipei City 244, Taiwan(R.O.C.)
Tel: +886-2172-1100 Fax: +886-2172-1322



TÜV Rheinland Taiwan Ltd.
No. 438-18, Sec 2, Fenlian, Linkou Dist., New Taipei City 244, Taiwan(R.O.C.)
Tel: +886-2172-1100 Fax: +886-2172-1322



Peak	Freq (MHz)	Level (dBuV/m)	Read Level (dBuV)	Factor (dB/m)	Limit Line (dBuV/m)	Over Limit (dB)	APos (cm)	TPos (deg)	Remark	Pol/Phase	Note
1	5127.00	56.23	14.86	41.37	74.00	-17.77	303	213	Peak	Horizontal	
2 *	5240.00	109.62	59.01	41.61	69.20	32.42	303	213	Peak	Horizontal	
3	5430.50	56.82	14.55	42.27	74.00	-17.18	303	213	Peak	Horizontal	

Peak	Freq (MHz)	Level (dBuV/m)	Read Level (dBuV)	Factor (dB/m)	Limit Line (dBuV/m)	Over Limit (dB)	APos (cm)	TPos (deg)	Remark	Pol/Phase	Note
1	4861.00	56.05	14.95	41.10	74.00	-17.95	139	152	Peak	Vertical	
2 *	5240.00	102.09	61.28	41.61	69.20	34.69	139	152	Peak	Vertical	
3	5364.00	56.68	14.71	41.97	74.00	-17.32	139	152	Peak	Vertical	

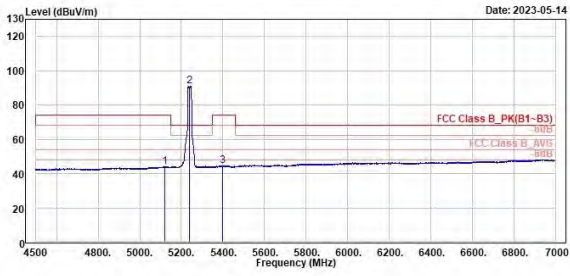
802.11ac VHT20

CH 48 (Horizontal) Average

CH 48 (Vertical) Average



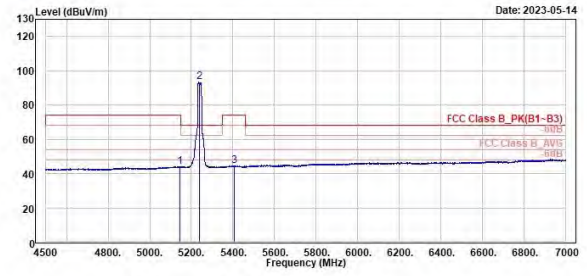
TÜV Rheinland Taiwan Ltd.
No. 438-18, Sec 2, Fenlian, Linkou Dist., New Taipei City 244, Taiwan(R.O.C.)
Tel: +886-2172-1100 Fax: +886-2172-1322



1	2	3
5119.58	5240.00	5398.50
43.94	91.82	44.56
2.59	49.41	2.89
41.35	41.61	42.47
54.00	54.00	54.00
-10.06	37.82	-9.44
303	303	303
213	213	213
Average	Average	Average
Horizontal	Horizontal	Horizontal



TÜV Rheinland Taiwan Ltd.
No. 438-18, Sec 2, Fenlian, Linkou Dist., New Taipei City 244, Taiwan(R.O.C.)
Tel: +886-2172-1100 Fax: +886-2172-1322



1	2	3
5146.00	5240.00	5407.00
44.17	93.26	44.51
2.75	51.85	2.88
41.42	41.61	42.43
54.00	54.00	54.00
-9.83	39.26	-9.49
139	152	139
152	Average	152
Vertical	Vertical	Vertical

802.11ac VHT40

CH 38 (Horizontal) Peak

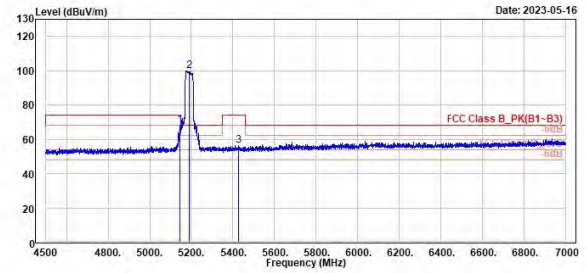
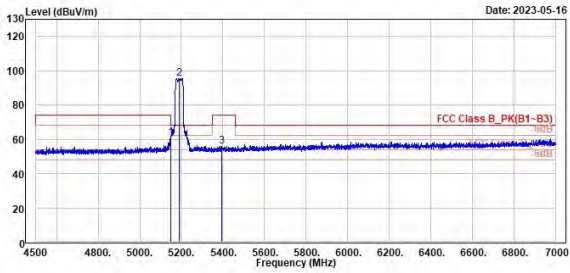
CH 38 (Vertical) Peak



TÜV Rheinland Taiwan Ltd.
No. 438-18, Sec 2, Fenlian, Linkou Dist., New Taipei City 244, Taiwan(R.O.C.)
Tel: +886-2172-1100 Fax: +886-2172-1322



TÜV Rheinland Taiwan Ltd.
No. 438-18, Sec 2, Fenlian, Linkou Dist., New Taipei City 244, Taiwan(R.O.C.)
Tel: +886-2172-1100 Fax: +886-2172-1322



Peak	Freq (MHz)	Level (dBuV/m)	Read Level (dBuV)	Factor (dB/m)	Limit Line (dBuV/m)	Over Limit (dB)	APos (cm)	TPos (deg)	Remark	Pol/Phase	Note
1	5158.00	68.97	19.54	41.43	68.20	-7.23	194	198	Peak	Horizontal	
2	5198.00	95.47	53.85	41.62	68.20	27.27	194	198	Peak	Horizontal	
3	5393.00	55.85	13.47	42.38	74.00	-18.15	184	198	Peak	Horizontal	

Peak	Freq (MHz)	Level (dBuV/m)	Read Level (dBuV)	Factor (dB/m)	Limit Line (dBuV/m)	Over Limit (dB)	APos (cm)	TPos (deg)	Remark	Pol/Phase	Note
1	5146.00	68.07	26.65	41.42	74.00	-5.93	281	63	Peak	Vertical	
2	5198.00	100.07	58.45	41.62	68.20	31.87	281	63	Peak	Vertical	
3	5427.50	56.37	14.08	42.29	74.00	-17.63	281	63	Peak	Vertical	

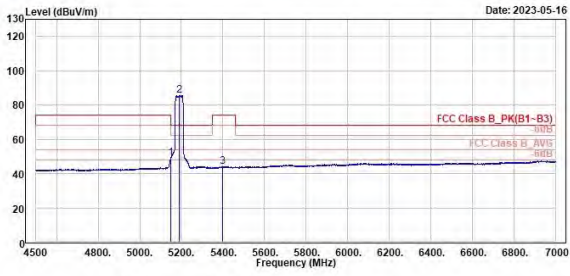
802.11ac VHT40

CH 38 (Horizontal) Average

CH 38 (Vertical) Average



TÜV Rheinland Taiwan Ltd.
No. 438-18, Sec 2, Fenlian, Linkou Dist., New Taipei City 244, Taiwan(R.O.C.)
Tel: +886-2172-1100 Fax: +886-2172-1322

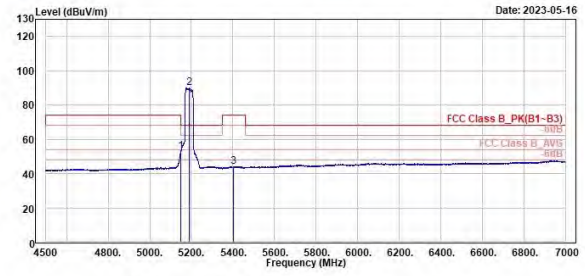


Date: 2023-05-16

Level	Read Level	Factor	Limit Line	Over Limit	APos	TPos	Remark	Pol/Phase	Note
dBuV/m	dBuV	dB/m	dBuV/m	dB	cm	deg			
1	5150.00	48.89	7.46	41.43	54.00	-5.11	194	198 Average	Horizontal
2	5190.00	85.61	43.99	41.62	54.00	31.61	194	198 Average	Horizontal
3	5397.00	44.23	1.78	42.45	54.00	-9.77	184	198 Average	Horizontal



TÜV Rheinland Taiwan Ltd.
No. 438-18, Sec 2, Fenlian, Linkou Dist., New Taipei City 244, Taiwan(R.O.C.)
Tel: +886-2172-1100 Fax: +886-2172-1322



Date: 2023-05-16

Level	Read Level	Factor	Limit Line	Over Limit	APos	TPos	Remark	Pol/Phase	Note
dBuV/m	dBuV	dB/m	dBuV/m	dB	cm	deg			
1	5150.00	53.00	11.57	41.43	54.00	-1.00	281	63 Average	Vertical
2	5190.00	90.17	48.55	41.62	54.00	36.17	281	63 Average	Vertical
3	5402.00	44.10	1.63	42.47	54.00	-9.90	281	63 Average	Vertical

802.11ac VHT40

CH 46 (Horizontal) Peak

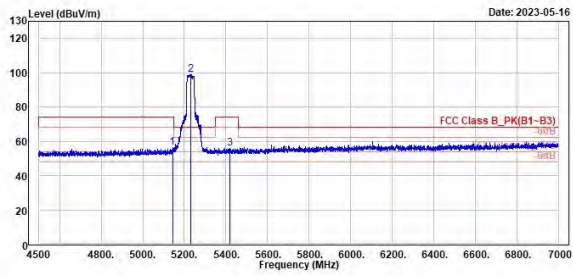
CH 46 (Vertical) Peak



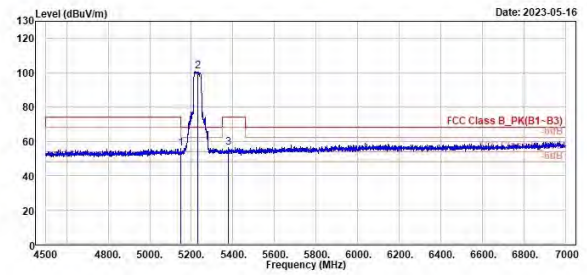
TÜV Rheinland Taiwan Ltd.
No. 458-18, Sec 2, Fenlian, Linkou Dist., New Taipei City 244, Taiwan(R.O.C.)
Tel: +886-2172-1100 Fax: +886-2172-1322



TÜV Rheinland Taiwan Ltd.
No. 458-18, Sec 2, Fenlian, Linkou Dist., New Taipei City 244, Taiwan(R.O.C.)
Tel: +886-2172-1100 Fax: +886-2172-1322



Peak	Freq (MHz)	Level (dBuV/m)	Read Level (dBuV)	Factor (dB/m)	Limit (dBuV/m)	Over (dB)	APos (cm)	TPos (deg)	Remark	Pol/Phase	Note
1	5143.00	56.46	15.04	41.42	74.00	-17.54	196	198	Peak	Horizontal	
2	5239.00	98.89	57.27	41.62	69.28	30.89	196	198	Peak	Horizontal	
3	5418.50	56.02	13.67	42.35	74.00	-17.98	196	198	Peak	Horizontal	



Peak	Freq (MHz)	Level (dBuV/m)	Read Level (dBuV)	Factor (dB/m)	Limit (dBuV/m)	Over (dB)	APos (cm)	TPos (deg)	Remark	Pol/Phase	Note
1	5149.00	55.62	14.19	41.43	74.00	-18.38	376	141	Peak	VERTICAL	
2	5239.00	100.91	59.29	41.62	69.28	32.71	376	141	Peak	VERTICAL	
3	5377.00	56.59	14.44	42.15	74.00	-17.41	376	141	Peak	VERTICAL	

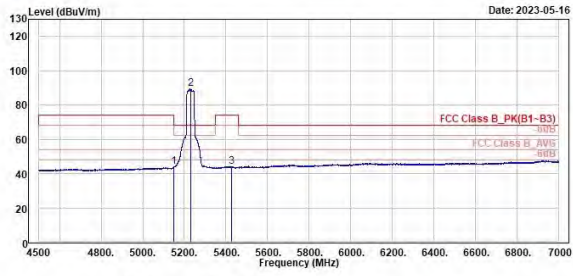
802.11ac VHT40

CH 46 (Horizontal) Average

CH 46 (Vertical) Average



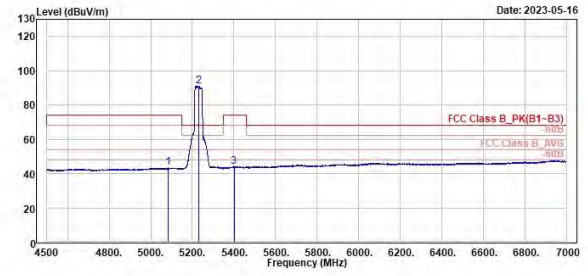
TÜV Rheinland Taiwan Ltd.
No. 438-18, Sec 2, Fenlian, Linkou Dist., New Taipei City 244, Taiwan(R.O.C.)
Tel: +886-2172-1100 Fax: +886-2172-1322



1	2	3
5148.58	5238.00	5426.00
43.78	89.23	44.02
2.35	47.61	1.73
41.43	41.62	42.29
54.00	54.00	54.00
-10.22	35.23	-9.98
196	196	196
198	198	198
Average	Average	Average
Horizontal	Horizontal	Horizontal



TÜV Rheinland Taiwan Ltd.
No. 438-18, Sec 2, Fenlian, Linkou Dist., New Taipei City 244, Taiwan(R.O.C.)
Tel: +886-2172-1100 Fax: +886-2172-1322



1	2	3
5084.00	5238.00	5408.50
43.28	90.95	44.09
1.99	49.33	1.60
41.29	41.62	42.49
54.00	54.00	54.00
-10.72	36.95	-9.91
376	376	376
141	141	141
Average	Average	Average
VERTICAL	VERTICAL	VERTICAL

802.11ac VHT80

CH 42 (Horizontal) Peak

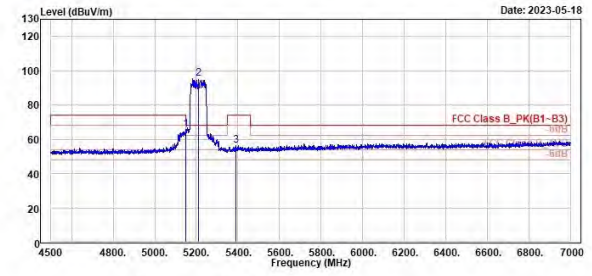
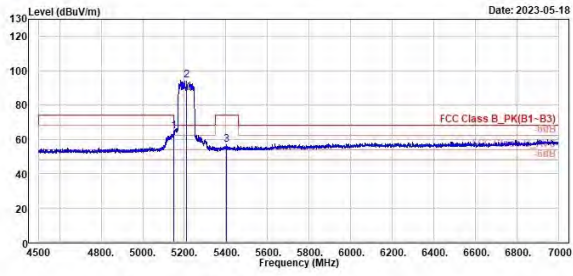
CH 42 (Vertical) Peak



TÜV Rheinland Taiwan Ltd.
No. 438-18, Sec 2, Fenlian, Linkou Dist., New Taipei City 244, Taiwan(R.O.C.)
Tel: +886-2172-1100 Fax: +886-2172-1322



TÜV Rheinland Taiwan Ltd.
No. 438-18, Sec 2, Fenlian, Linkou Dist., New Taipei City 244, Taiwan(R.O.C.)
Tel: +886-2172-1100 Fax: +886-2172-1322



Peak	Freq	Level	Read	Factor	Limit	Over	APos	TPos	Remark	Pol/Phase	Note
	MHz	dBuV/m	dBuV	dB/m	dBuV/m	dB	cm	deg			
1	5149.00	64.65	23.22	41.43	74.00	-9.35	100	219	Peak	Horizontal	
2	5219.00	94.32	52.67	41.65	69.20	25.12	100	219	Peak	Horizontal	
3	5493.50	56.80	14.34	42.46	74.00	-17.20	100	219	Peak	Horizontal	

Peak	Freq	Level	Read	Factor	Limit	Over	APos	TPos	Remark	Pol/Phase	Note
	MHz	dBuV/m	dBuV	dB/m	dBuV/m	dB	cm	deg			
1	5149.00	65.77	24.34	41.43	74.00	-8.23	130	155	Peak	Vertical	
2	5219.00	95.55	53.90	41.65	69.20	27.35	130	155	Peak	Vertical	
3	5392.00	56.20	13.83	42.37	74.00	-17.80	130	155	Peak	Vertical	

802.11ac VHT80

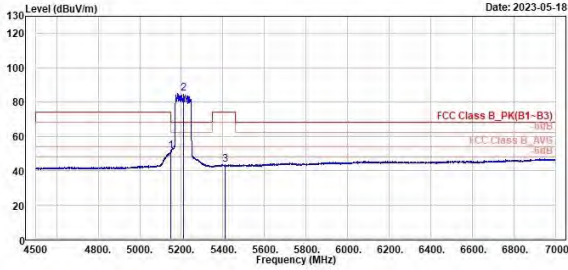
CH 42 (Horizontal) Average

CH 42 (Vertical) Average



TÜV Rheinland Taiwan Ltd.
No. 438-18, Sec 2, Fenlian, Linkou Dist., New Taipei City 244, Taiwan(R.O.C.)
Tel: +886-2172-1100 Fax: +886-2172-1322

Date: 2023-05-18

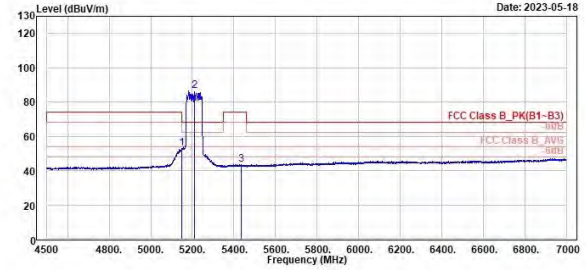


Freq	Level	Read	Limit	Over	APos	TPos	Remark	Pol/Phase	Note
MHz	dBuV/m	dBuV	dB/m	dBuV/m	dB	cm	deg		
1 5150.00	51.22	9.79	41.43	54.00	-2.78	100	219 Average	Horizontal	
2 * 5219.00	85.12	43.47	41.65	54.00	31.12	100	219 Average	Horizontal	
3 5412.00	43.46	1.06	42.40	54.00	-10.54	100	219 Average	Horizontal	



TÜV Rheinland Taiwan Ltd.
No. 438-18, Sec 2, Fenlian, Linkou Dist., New Taipei City 244, Taiwan(R.O.C.)
Tel: +886-2172-1100 Fax: +886-2172-1322

Date: 2023-05-18



Freq	Level	Read	Limit	Over	APos	TPos	Remark	Pol/Phase	Note
MHz	dBuV/m	dBuV	dB/m	dBuV/m	dB	cm	deg		
1 5150.00	52.73	11.30	41.43	54.00	-1.27	130	155 Average	Vertical	
2 * 5219.00	86.33	44.68	41.65	54.00	32.33	130	155 Average	Vertical	
3 5434.00	43.50	1.26	42.24	54.00	-10.50	130	155 Average	Vertical	

Band Edges, 5.35GHz
U-NII-2A

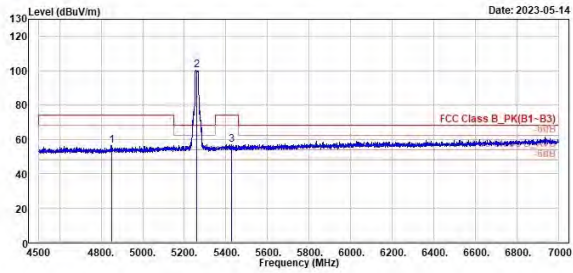
802.11a

CH 52 (Horizontal) Peak

CH 52 (Vertical) Peak



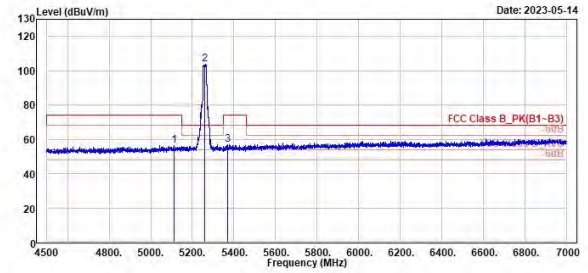
TÜV Rheinland Taiwan Ltd.
No. 438-18, Sec 2, Fenlian, Linkou Dist., New Taipei City 244, Taiwan(R.O.C.)
Tel: +886-2172-1100 Fax: +886-2172-1322



Peak	Freq (MHz)	Level (dBuV/m)	Read Level (dBuV)	Factor (dB/m)	Limit Line (dBuV/m)	Over Limit (dB)	APos (cm)	TPos (deg)	Remark	Pol/Phase	Note
1	4849.00	56.36	15.22	41.14	74.00	-17.64	316	213	Peak	HORIZONTAL	
2 *	5269.00	100.49	59.81	41.68	69.29	32.29	316	213	Peak	HORIZONTAL	
3	5427.50	57.08	14.79	42.29	74.00	-16.92	316	213	Peak	HORIZONTAL	



TÜV Rheinland Taiwan Ltd.
No. 438-18, Sec 2, Fenlian, Linkou Dist., New Taipei City 244, Taiwan(R.O.C.)
Tel: +886-2172-1100 Fax: +886-2172-1322



Peak	Freq (MHz)	Level (dBuV/m)	Read Level (dBuV)	Factor (dB/m)	Limit Line (dBuV/m)	Over Limit (dB)	APos (cm)	TPos (deg)	Remark	Pol/Phase	Note
1	5113.50	56.26	14.92	41.34	74.00	-17.74	370	142	Peak	Vertical	
2 *	5269.00	103.59	61.91	41.68	69.29	35.39	370	142	Peak	Vertical	
3	5371.00	57.04	14.98	42.06	74.00	-16.96	370	142	Peak	Vertical	

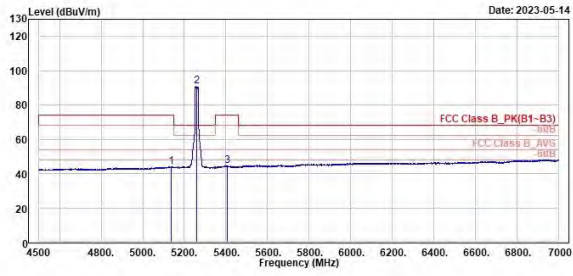
802.11a

CH 52 (Horizontal) Average

CH 52 (Vertical) Average



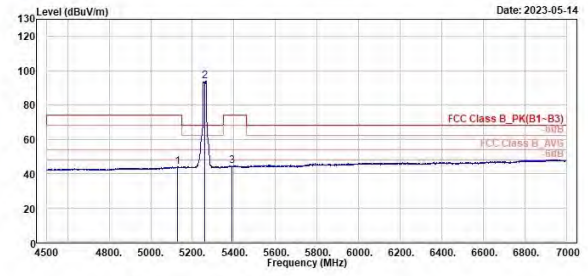
TÜV Rheinland Taiwan Ltd.
No. 438-18, Sec 2, Fenlian, Linkou Dist., New Taipei City 244, Taiwan(R.O.C.)
Tel: +886-2172-1100 Fax: +886-2172-1322



1	2	3
5138.58	5259.00	5495.00
43.84	91.81	44.43
2.43	49.33	1.98
41.41	41.68	42.45
54.00	54.00	54.00
-10.16	37.01	-9.57
316	316	316
213	213	213
Average	Average	Average
HORIZONTAL	HORIZONTAL	HORIZONTAL



TÜV Rheinland Taiwan Ltd.
No. 438-18, Sec 2, Fenlian, Linkou Dist., New Taipei City 244, Taiwan(R.O.C.)
Tel: +886-2172-1100 Fax: +886-2172-1322



1	2	3
5129.00	5259.00	5392.00
43.85	94.10	44.69
2.47	52.42	2.32
41.38	41.68	42.37
54.00	54.00	54.00
-10.15	40.10	-9.31
370	370	370
142	142	142
Average	Average	Average
Vertical	Vertical	Vertical

802.11a

CH 60 (Horizontal) Peak

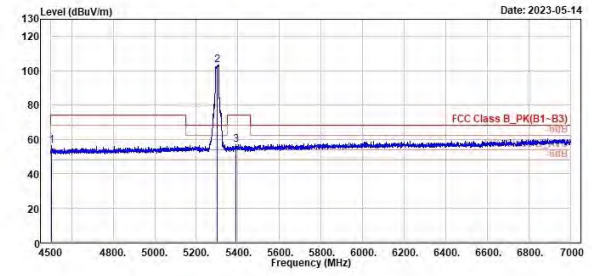
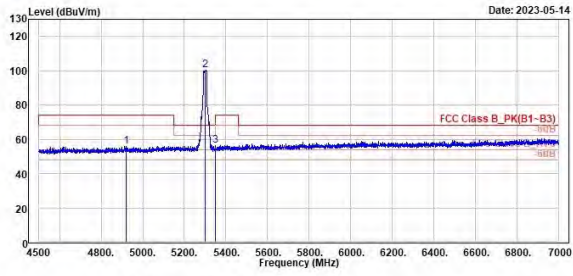
CH 60 (Vertical) Peak



TÜV Rheinland Taiwan Ltd.
No. 458-18, Sec 2, Fenliao, Linkou Dist., New Taipei City 244, Taiwan(R.O.C.)
Tel: +886-2172-1100 Fax: +886-2172-1322



TÜV Rheinland Taiwan Ltd.
No. 458-18, Sec 2, Fenliao, Linkou Dist., New Taipei City 244, Taiwan(R.O.C.)
Tel: +886-2172-1100 Fax: +886-2172-1322



1	2	3							
Freq	Level	Read	Limit	Over	APos	TPos	Remark	Pol/Phase	Note
MHz	dBuV/m	dBuV	dB/m	dBuV/m	dB	cm	deg		
4921.00	55.79	14.76	41.03	74.00	-18.21	311	212 Peak	Horizontal	
5389.00	100.20	58.17	42.03	69.20	32.00	311	212 Peak	Horizontal	
5358.50	56.43	14.66	41.77	74.00	-17.57	311	212 Peak	Horizontal	

1	2	3							
Freq	Level	Read	Limit	Over	APos	TPos	Remark	Pol/Phase	Note
MHz	dBuV/m	dBuV	dB/m	dBuV/m	dB	cm	deg		
4503.00	56.40	15.69	40.71	74.00	-17.60	384	143 Peak	Vertical	
5389.00	103.36	61.33	42.03	69.20	35.16	384	143 Peak	Vertical	
5389.00	56.95	14.62	42.33	74.00	-17.05	384	143 Peak	Vertical	

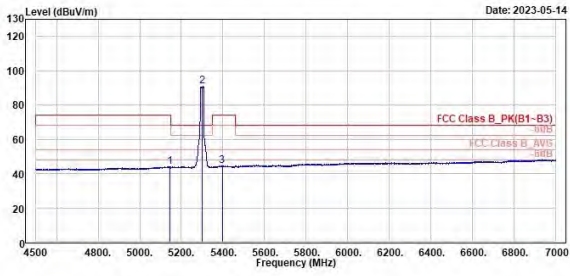
802.11a

CH 60 (Horizontal) Average

CH 60 (Vertical) Average



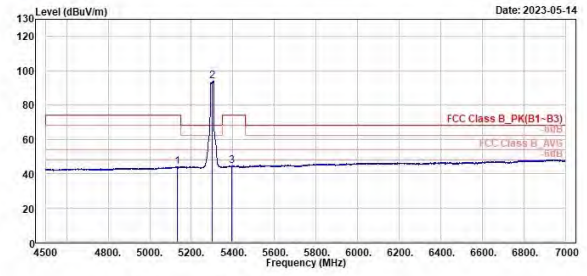
TUV Rheinland Taiwan Ltd.
No. 438-18, Sec 2, Fenliao, Linkou Dist., New Taipei City 244, Taiwan(R.O.C.)
Tel: +886-2172-1100 Fax: +886-2172-1322



1	2	3
5144.58	5389.00	5396.50
43.91	90.75	44.57
2.49	48.72	2.13
41.42	42.03	42.44
54.00	54.00	54.00
-10.09	36.75	-9.43
311	311	311
212	212	212
Average	Average	Average
Horizontal	Horizontal	Horizontal



TUV Rheinland Taiwan Ltd.
No. 438-18, Sec 2, Fenliao, Linkou Dist., New Taipei City 244, Taiwan(R.O.C.)
Tel: +886-2172-1100 Fax: +886-2172-1322



1	2	3
5131.00	5300.00	5395.50
43.79	93.88	44.50
2.41	51.85	2.07
41.38	42.03	42.43
54.00	54.00	54.00
-10.21	39.88	-9.50
384	384	384
143	143	143
Average	Average	Average
Vertical	Vertical	Vertical

802.11a

CH 64 (Horizontal) Peak

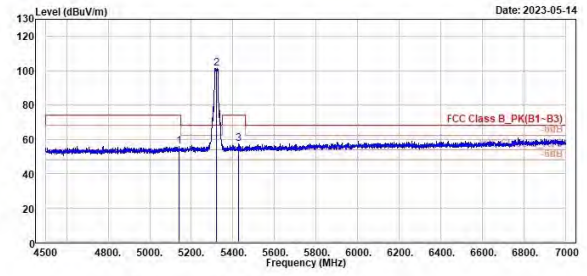
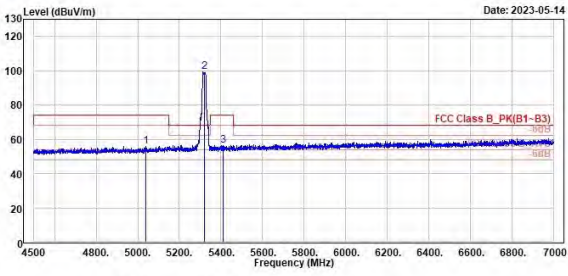
CH 64 (Vertical) Peak



TÜV Rheinland Taiwan Ltd.
No. 438-18, Sec 2, Fenliiao, Linkou Dist., New Taipei City 244, Taiwan(R.O.C.)
Tel: +886-2172-1100 Fax: +886-2172-1322



TÜV Rheinland Taiwan Ltd.
No. 438-18, Sec 2, Fenliiao, Linkou Dist., New Taipei City 244, Taiwan(R.O.C.)
Tel: +886-2172-1100 Fax: +886-2172-1322



Peak	Freq (MHz)	Level (dBuV/m)	Read Level (dBuV)	Factor (dB/m)	Limit Line (dBuV/m)	Over Limit (dB)	APos (cm)	TPos (deg)	Remark	Pol/Phase	Note
1	5038.00	55.67	14.43	41.24	74.00	-18.33	312	213	Peak	Horizontal	
2	5329.00	99.27	57.35	41.92	69.28	31.07	312	213	Peak	Horizontal	
3	5412.50	56.57	14.17	42.40	74.00	-17.43	312	213	Peak	Horizontal	

Peak	Freq (MHz)	Level (dBuV/m)	Read Level (dBuV)	Factor (dB/m)	Limit Line (dBuV/m)	Over Limit (dB)	APos (cm)	TPos (deg)	Remark	Pol/Phase	Note
1	5142.00	55.91	14.50	41.41	74.00	-18.09	282	156	Peak	Vertical	
2	5329.00	101.51	59.59	41.92	69.28	33.31	282	156	Peak	Vertical	
3	5428.50	57.45	15.17	42.28	74.00	-16.55	282	156	Peak	Vertical	

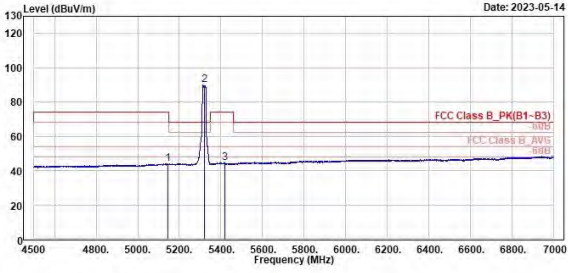
802.11a

CH 64 (Horizontal) Average

CH 64 (Vertical) Average



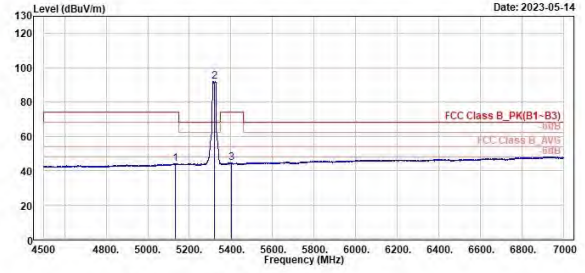
TUV Rheinland Taiwan Ltd.
No. 438-18, Sec 2, Fenhiao, Linkou Dist., New Taipei City 244, Taiwan(R.O.C.)
Tel: +886-2172-1100 Fax: +886-2172-1322



Read	Level	Factor	Limit	Over	APos	TPos	Remark	Pol/Phase	Note
MHz	dBuV/m	dBuV	dB/m	dBuV/m	dB	cm	deg		
1	5146.00	43.86	2.44	41.42	54.00	-10.14	312	213	Average Horizontal
2 *	5320.00	89.79	47.87	41.92	54.00	35.79	312	213	Average Horizontal
3	5417.50	44.53	2.17	42.36	54.00	-9.47	312	213	Average Horizontal



TUV Rheinland Taiwan Ltd.
No. 438-18, Sec 2, Fenhiao, Linkou Dist., New Taipei City 244, Taiwan(R.O.C.)
Tel: +886-2172-1100 Fax: +886-2172-1322



Read	Level	Factor	Limit	Over	APos	TPos	Remark	Pol/Phase	Note
MHz	dBuV/m	dBuV	dB/m	dBuV/m	dB	cm	deg		
1	5132.50	43.86	2.58	41.38	54.00	-10.04	282	156	Average Vertical
2 *	5320.00	92.03	50.11	41.92	54.00	38.03	282	156	Average Vertical
3	5402.50	44.57	2.10	42.47	54.00	-9.43	282	156	Average Vertical

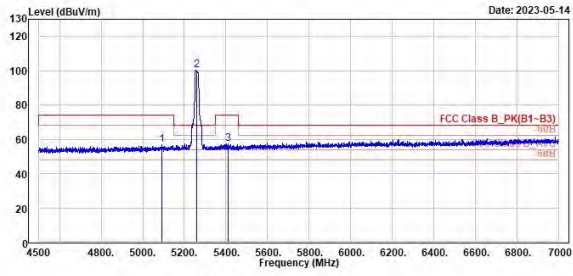
802.11ac VHT20

CH 52 (Horizontal) Peak

CH 52 (Vertical) Peak



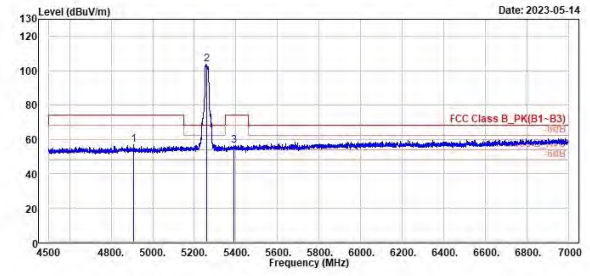
TÜV Rheinland Taiwan Ltd.
No. 458-18, Sec 2, Fenhiao, Linkou Dist., New Taipei City 244, Taiwan(R.O.C.)
Tel: +886-2172-1100 Fax: +886-2172-1322



Peak	Freq (MHz)	Level (dBuV/m)	Read Level (dBuV)	Factor (dB/m)	Limit Line (dBuV/m)	Over Limit (dB)	APos (cm)	TPos (deg)	Remark	Pol/Phase	Note
1	5090.58	56.68	15.38	41.30	74.00	-17.32	316	213	Peak	Horizontal	
2 *	5200.00	100.33	58.05	41.68	68.28	32.13	316	213	Peak	Horizontal	
3	5411.50	57.33	14.92	42.41	74.00	-16.67	316	213	Peak	Horizontal	



TÜV Rheinland Taiwan Ltd.
No. 458-18, Sec 2, Fenhiao, Linkou Dist., New Taipei City 244, Taiwan(R.O.C.)
Tel: +886-2172-1100 Fax: +886-2172-1322



Peak	Freq (MHz)	Level (dBuV/m)	Read Level (dBuV)	Factor (dB/m)	Limit Line (dBuV/m)	Over Limit (dB)	APos (cm)	TPos (deg)	Remark	Pol/Phase	Note
1	4900.50	56.64	15.64	41.00	74.00	-17.36	392	142	Peak	Vertical	
2 *	5200.00	103.57	61.89	41.68	68.28	35.37	392	142	Peak	Vertical	
3	5392.00	56.48	14.11	42.37	74.00	-17.52	392	142	Peak	Vertical	

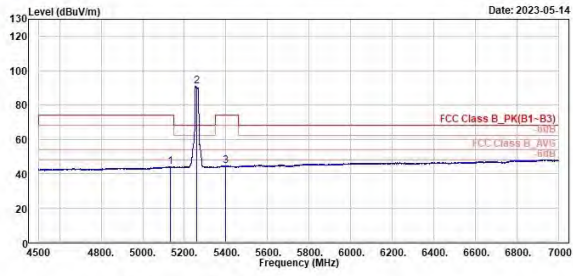
802.11ac VHT20

CH 52 (Horizontal) Average

CH 52 (Vertical) Average



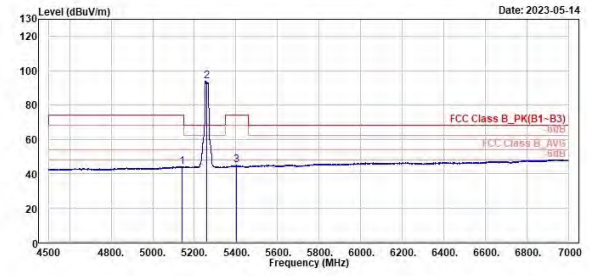
TÜV Rheinland Taiwan Ltd.
No. 438-18, Sec 2, Fenlian, Linkou Dist., New Taipei City 244, Taiwan(R.O.C.)
Tel: +886-2172-1100 Fax: +886-2172-1322



Freq	Level	Read Level	Factor	Limit Line	Over Limit	APos	TPos	Remark	Pol/Phase	Note
MHz	dBuV/m	dBuV	dB/m	dBuV/m	dB	cm	deg			
1	5133.58	43.91	2.52	41.39	54.00	-10.09	316	213 Average	Horizontal	
2	5269.00	91.82	49.34	41.68	54.00	37.02	316	213 Average	Horizontal	
3	5398.00	44.51	2.05	42.46	54.00	-9.49	316	213 Average	Horizontal	



TÜV Rheinland Taiwan Ltd.
No. 438-18, Sec 2, Fenlian, Linkou Dist., New Taipei City 244, Taiwan(R.O.C.)
Tel: +886-2172-1100 Fax: +886-2172-1322



Freq	Level	Read Level	Factor	Limit Line	Over Limit	APos	TPos	Remark	Pol/Phase	Note
MHz	dBuV/m	dBuV	dB/m	dBuV/m	dB	cm	deg			
1	5141.50	43.97	2.56	41.41	54.00	-10.03	392	142 Average	Vertical	
2	5269.00	93.98	52.39	41.68	54.00	39.98	392	142 Average	Vertical	
3	5401.00	44.79	2.31	42.48	54.00	-9.21	392	142 Average	Vertical	

802.11ac VHT20

CH 60 (Horizontal) Peak

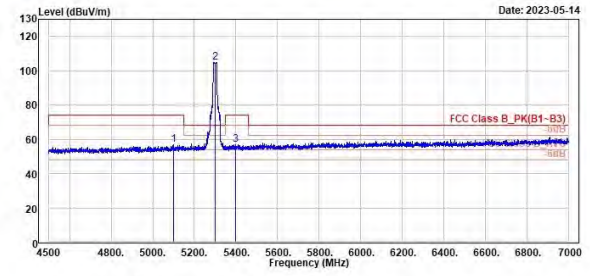
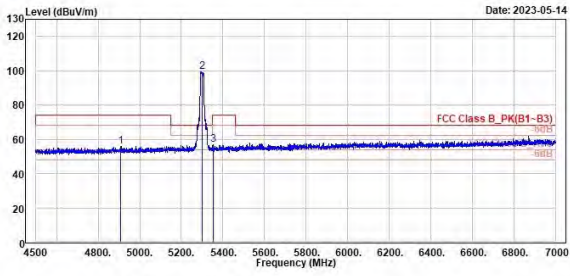
CH 60 (Vertical) Peak



TÜV Rheinland Taiwan Ltd.
No. 458-18, Sec 2, Fenlian, Linkou Dist., New Taipei City 244, Taiwan(R.O.C.)
Tel: +886-2172-1100 Fax: +886-2172-1322



TÜV Rheinland Taiwan Ltd.
No. 458-18, Sec 2, Fenlian, Linkou Dist., New Taipei City 244, Taiwan(R.O.C.)
Tel: +886-2172-1100 Fax: +886-2172-1322



Peak	Freq (MHz)	Level (dBuV/m)	Read Level (dBuV)	Level Factor (dB/m)	Limit Line (dBuV/m)	Over Limit (dB)	APos (cm)	TPos (deg)	Remark	Pol/Phase	Note
1	4988.58	55.84	14.84	41.00	74.00	-18.16	281	217	Peak	Horizontal	
2 *	5389.08	99.48	57.45	42.03	69.28	31.20	281	217	Peak	Horizontal	
3	5352.58	56.89	15.18	41.79	74.00	-17.11	281	217	Peak	Horizontal	

Peak	Freq (MHz)	Level (dBuV/m)	Read Level (dBuV)	Level Factor (dB/m)	Limit Line (dBuV/m)	Over Limit (dB)	APos (cm)	TPos (deg)	Remark	Pol/Phase	Note
1	5098.58	56.71	15.41	41.30	74.00	-17.29	284	63	Peak	Vertical	
2 *	5389.08	105.02	62.99	42.03	69.28	36.02	284	63	Peak	Vertical	
3	5399.58	56.79	14.31	42.48	74.00	-17.21	284	63	Peak	Vertical	

802.11ac VHT20

CH 60 (Horizontal) Average

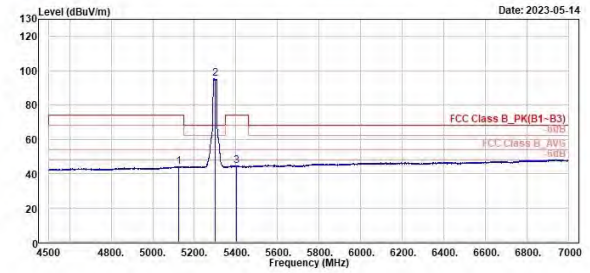
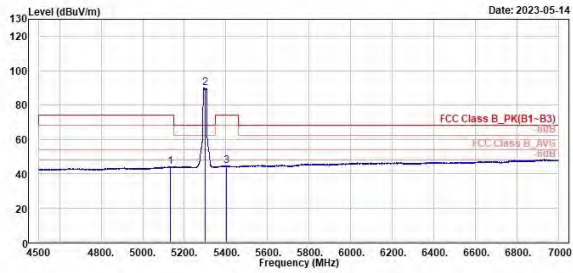
CH 60 (Vertical) Average



TÜV Rheinland Taiwan Ltd.
No. 438-18, Sec 2, Fenlian, Linkou Dist., New Taipei City 244, Taiwan(R.O.C.)
Tel: +886-2172-1100 Fax: +886-2172-1322



TÜV Rheinland Taiwan Ltd.
No. 438-18, Sec 2, Fenlian, Linkou Dist., New Taipei City 244, Taiwan(R.O.C.)
Tel: +886-2172-1100 Fax: +886-2172-1322



1	2	3
Level	Level	Level
Factor	Factor	Factor
Line	Line	Line
Limit	Limit	Limit
Over	Over	Over
Apos	Apos	Apos
TPos	TPos	TPos
Remark	Remark	Remark
Pol/Phase	Pol/Phase	Pol/Phase
Note	Note	Note
5132.50	5300.00	5401.50
43.98	90.10	44.65
2.60	48.07	2.17
41.38	42.03	42.48
54.00	54.00	54.00
-10.02	36.10	-9.35
281	281	281
217	217	217
Average	Average	Average
Horizontal	Horizontal	Horizontal

1	2	3
Level	Level	Level
Factor	Factor	Factor
Line	Line	Line
Limit	Limit	Limit
Over	Over	Over
Apos	Apos	Apos
TPos	TPos	TPos
Remark	Remark	Remark
Pol/Phase	Pol/Phase	Pol/Phase
Note	Note	Note
5126.50	5300.00	5401.50
44.09	95.35	44.70
2.72	53.32	2.22
41.37	42.03	42.48
54.00	54.00	54.00
-9.91	41.35	-9.30
284	284	284
63	63	63
Average	Average	Average
Vertical	Vertical	Vertical

802.11ac VHT20

CH 64 (Horizontal) Peak

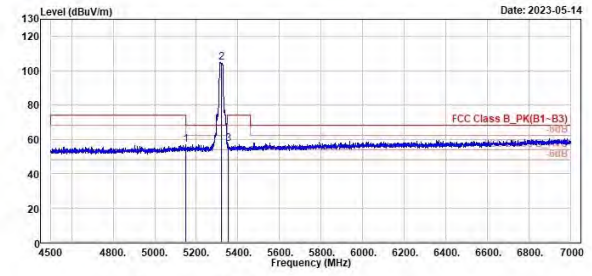
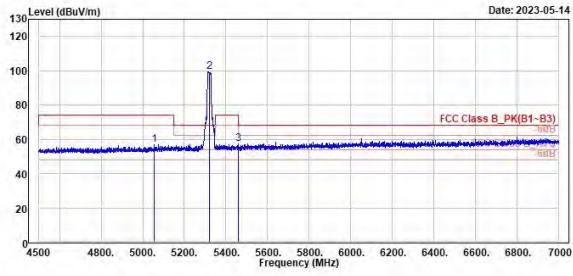
CH 64 (Vertical) Peak



TÜV Rheinland Taiwan Ltd.
No. 438-18, Sec 2, Fenlian, Linkou Dist., New Taipei City 244, Taiwan(R.O.C.)
Tel: +886-2172-1100 Fax: +886-2172-1322



TÜV Rheinland Taiwan Ltd.
No. 438-18, Sec 2, Fenlian, Linkou Dist., New Taipei City 244, Taiwan(R.O.C.)
Tel: +886-2172-1100 Fax: +886-2172-1322



Peak	Freq	Level	Read	Limit	Over	APos	TPos	Remark	Pol/Phase	Note
	MHz	dBuV/m	dBuV	dB/m	dBuV/m	dB	cm	deg		
1	5055.00	56.97	15.70	41.27	74.00	-17.03	325	211 Peak	Horizontal	
2	5328.00	99.57	57.05	41.92	69.28	31.37	325	211 Peak	Horizontal	
3	5459.00	57.55	15.39	42.16	74.00	-16.45	325	211 Peak	Horizontal	

Peak	Freq	Level	Read	Limit	Over	APos	TPos	Remark	Pol/Phase	Note
	MHz	dBuV/m	dBuV	dB/m	dBuV/m	dB	cm	deg		
1	5148.50	56.70	15.27	41.43	74.00	-17.30	295	73 Peak	Vertical	
2	5328.00	105.03	63.11	41.92	69.28	36.83	295	73 Peak	Vertical	
3	5353.50	57.24	15.43	41.81	74.00	-16.76	295	73 Peak	Vertical	

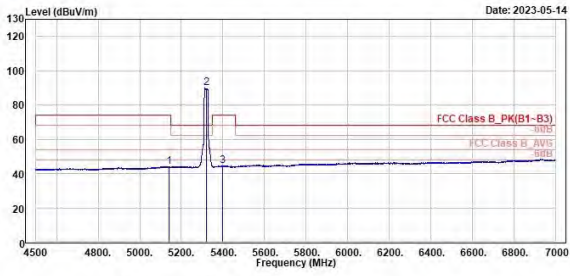
802.11ac VHT20

CH 64 (Horizontal) Average

CH 64 (Vertical) Average



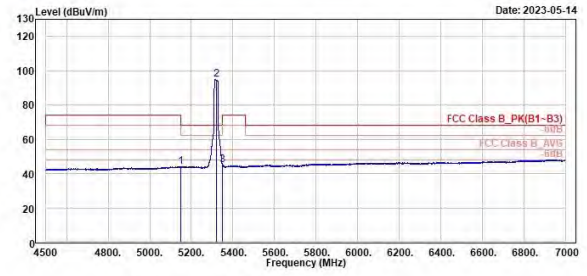
TÜV Rheinland Taiwan Ltd.
No. 438-18, Sec 2, Fenlian, Linkou Dist., New Taipei City 244, Taiwan(R.O.C.)
Tel: +886-2172-1100 Fax: +886-2172-1322



1	2	3
5149.00	5329.00	5490.00
44.20	89.78	44.58
2.79	47.06	2.09
41.41	41.92	42.49
54.00	54.00	54.00
-9.80	35.78	-9.42
325	325	325
211	211	211
Average	Average	Average
Horizontal	Horizontal	Horizontal



TÜV Rheinland Taiwan Ltd.
No. 438-18, Sec 2, Fenlian, Linkou Dist., New Taipei City 244, Taiwan(R.O.C.)
Tel: +886-2172-1100 Fax: +886-2172-1322



1	2	3
5149.00	5329.00	5351.00
43.03	95.07	44.90
2.50	53.15	3.13
41.43	41.92	41.77
54.00	54.00	54.00
-10.07	41.07	-9.10
295	295	295
73	73	73
Average	Average	Average
Vertical	Vertical	Vertical

802.11ac VHT40

CH 54 (Horizontal) Peak

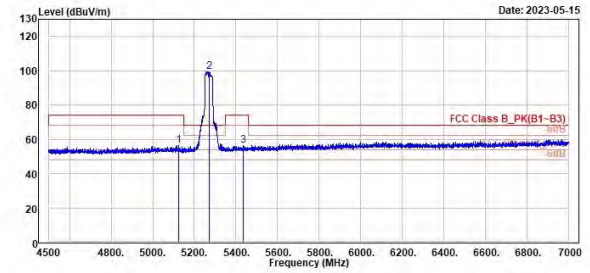
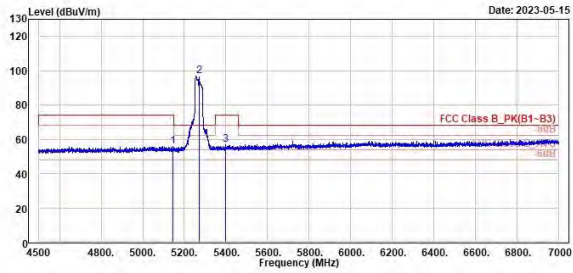
CH 54 (Vertical) Peak



TÜV Rheinland Taiwan Ltd.
No. 438-18, Sec 2, Fenlian, Linkou Dist., New Taipei City 244, Taiwan(R.O.C.)
Tel: +886-2172-1100 Fax: +886-2172-1322



TÜV Rheinland Taiwan Ltd.
No. 438-18, Sec 2, Fenlian, Linkou Dist., New Taipei City 244, Taiwan(R.O.C.)
Tel: +886-2172-1100 Fax: +886-2172-1322



Peak	Freq (MHz)	Level (dBuV/m)	Read Level (dBuV)	Factor (dB/m)	Limit Line (dBuV/m)	Over Limit (dB)	APos (cm)	TPos (deg)	Remark	Pol/Phase	Note
1	5146.58	55.69	14.27	41.42	74.00	-18.31	318	212	Peak	Horizontal	
2	5278.00	95.65	54.88	41.77	68.28	26.45	318	212	Peak	Horizontal	
3	5398.00	57.03	14.57	42.46	74.00	-16.97	318	212	Peak	Horizontal	

Peak	Freq (MHz)	Level (dBuV/m)	Read Level (dBuV)	Factor (dB/m)	Limit Line (dBuV/m)	Over Limit (dB)	APos (cm)	TPos (deg)	Remark	Pol/Phase	Note
1	5123.00	56.39	15.02	41.37	74.00	-17.61	391	146	Peak	Vertical	
2	5278.00	99.46	57.69	41.77	68.28	31.26	391	146	Peak	Vertical	
3	5433.50	56.36	14.12	42.24	74.00	-17.64	391	146	Peak	Vertical	

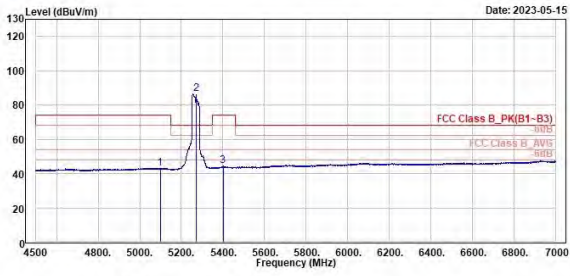
802.11ac VHT40

CH 54 (Horizontal) Average

CH 54 (Vertical) Average



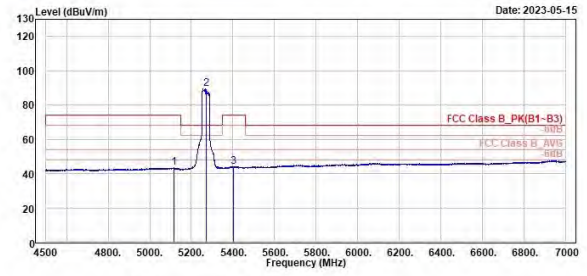
TÜV Rheinland Taiwan Ltd.
No. 438-18, Sec 2, Fenlian, Linkou Dist., New Taipei City 244, Taiwan(R.O.C.)
Tel: +886-2172-1100 Fax: +886-2172-1322



Freq	Level	Read Level	Factor	Limit Line	Over Limit	APos	TPos	Remark	Pol/Phase	Note
MHz	dBuV/m	dBuV	dB/m	dBuV/m	dB	cm	deg			
1	5098.00	43.22	1.92	41.30	54.00	-10.78	318	212 Average	Horizontal	
2 *	5279.00	85.72	44.95	41.77	54.00	32.72	318	212 Average	Horizontal	
3	5400.50	44.32	1.83	42.49	54.00	-9.68	318	212 Average	Horizontal	



TÜV Rheinland Taiwan Ltd.
No. 438-18, Sec 2, Fenlian, Linkou Dist., New Taipei City 244, Taiwan(R.O.C.)
Tel: +886-2172-1100 Fax: +886-2172-1322



Freq	Level	Read Level	Factor	Limit Line	Over Limit	APos	TPos	Remark	Pol/Phase	Note
MHz	dBuV/m	dBuV	dB/m	dBuV/m	dB	cm	deg			
1	5115.00	43.34	2.00	41.34	54.00	-10.66	391	146 Average	Vertical	
2 *	5279.00	89.50	47.83	41.77	54.00	35.60	391	146 Average	Vertical	
3	5401.00	44.06	1.58	42.48	54.00	-9.94	391	146 Average	Vertical	

802.11ac VHT40

CH 62 (Horizontal) Peak

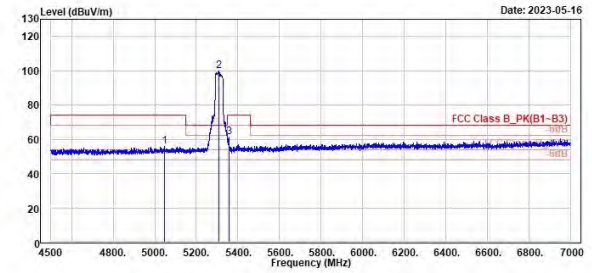
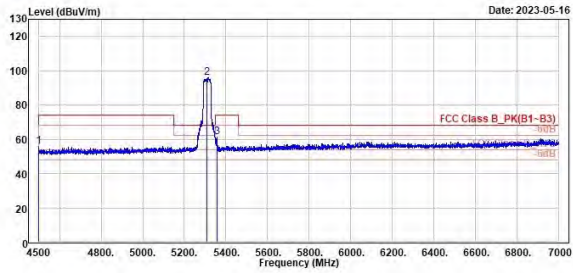
CH 62 (Vertical) Peak



TÜV Rheinland Taiwan Ltd.
No. 458-18, Sec 2, Fenlian, Linkou Dist., New Taipei City 244, Taiwan(R.O.C.)
Tel: +886-2172-1100 Fax: +886-2172-1322



TÜV Rheinland Taiwan Ltd.
No. 458-18, Sec 2, Fenlian, Linkou Dist., New Taipei City 244, Taiwan(R.O.C.)
Tel: +886-2172-1100 Fax: +886-2172-1322



Peak	Freq	Level	Read Level	Factor	Limit	Over	APos	TPos	Remark	Pol/Phase	Note
	MHz	dBuV/m	dBuV	dB/m	dBuV/m	dB	cm	deg			
1	4590.00	55.98	15.29	40.69	68.20	-12.22	328	212	Peak	Horizontal	
2 *	5319.00	95.78	53.81	41.97	68.20	27.58	328	212	Peak	Horizontal	
3	5358.50	61.24	19.36	41.88	74.00	-12.76	328	212	Peak	Horizontal	

Peak	Freq	Level	Read Level	Factor	Limit	Over	APos	TPos	Remark	Pol/Phase	Note
	MHz	dBuV/m	dBuV	dB/m	dBuV/m	dB	cm	deg			
1	5047.00	55.65	14.29	41.26	74.00	-18.35	384	144	Peak	Vertical	
2 *	5319.00	99.82	57.85	41.97	68.20	31.62	384	144	Peak	Vertical	
3	5358.00	61.18	19.31	41.87	74.00	-12.82	384	144	Peak	Vertical	

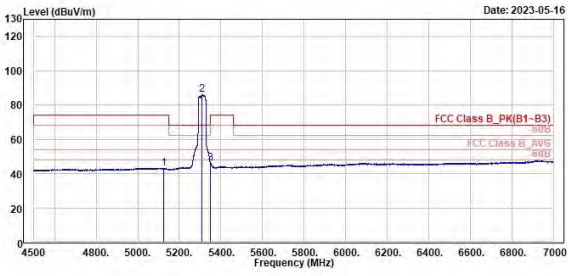
802.11ac VHT40

CH 62 (Horizontal) Average

CH 62 (Vertical) Average



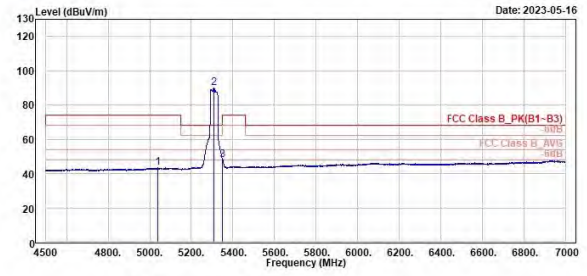
TUV Rheinland Taiwan Ltd.
No. 438-18, Sec 2, Fenlian, Linkou Dist., New Taipei City 244, Taiwan(R.O.C.)
Tel: +886-2172-1100 Fax: +886-2172-1322



Freq	Level	Read	Limit	Over	APos	TPos	Remark	Pol/Phase	Note
MHz	dBuV/m	dBuV	dB/m	dBuV/m	dB	cm	deg		
1	5125.00	43.23	1.86	41.37	54.00	-10.77	328	212	Average Horizontal
2 *	5319.00	86.04	44.07	41.97	54.00	32.04	328	212	Average Horizontal
3	5350.00	45.86	4.10	41.76	54.00	-8.14	328	212	Average Horizontal



TUV Rheinland Taiwan Ltd.
No. 438-18, Sec 2, Fenlian, Linkou Dist., New Taipei City 244, Taiwan(R.O.C.)
Tel: +886-2172-1100 Fax: +886-2172-1322



Freq	Level	Read	Limit	Over	APos	TPos	Remark	Pol/Phase	Note
MHz	dBuV/m	dBuV	dB/m	dBuV/m	dB	cm	deg		
1	5038.50	43.31	2.07	41.24	54.00	-10.69	384	144	Average Vertical
2 *	5319.00	90.07	48.10	41.97	54.00	36.07	384	144	Average Vertical
3 !	5350.00	48.08	6.32	41.76	54.00	-5.92	384	144	Average Vertical

802.11ac VHT80

CH 58 (Horizontal) Peak

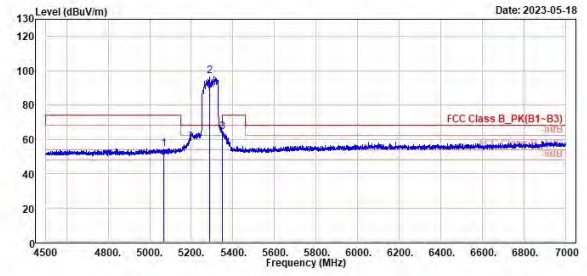
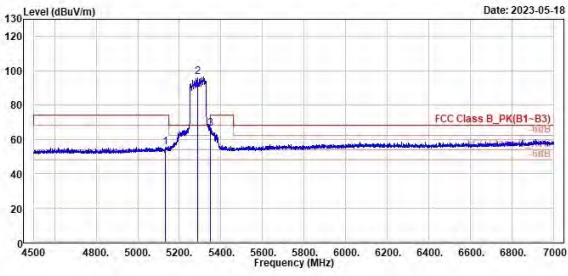
CH 58 (Vertical) Peak



TÜV Rheinland Taiwan Ltd.
No. 438-18, Sec 2, Fenliao, Linkou Dist., New Taipei City 244, Taiwan(R.O.C.)
Tel: +886-2172-1100 Fax: +886-2172-1322



TÜV Rheinland Taiwan Ltd.
No. 438-18, Sec 2, Fenliao, Linkou Dist., New Taipei City 244, Taiwan(R.O.C.)
Tel: +886-2172-1100 Fax: +886-2172-1322



Peak	Freq	Level	Read	Limit	Over	APos	TPos	Remark	Pol/Phase	Note
	MHz	dBuV/m	Level Factor	Line	Limit	cm	deg			
1	5132.58	55.31	13.93	41.38	74.00	-18.69	242	220 Peak	Horizontal	
2	5290.00	96.26	54.32	41.94	69.28	28.06	242	220 Peak	Horizontal	
3	5351.00	66.39	24.62	41.77	74.00	-7.61	242	220 Peak	Horizontal	

Peak	Freq	Level	Read	Limit	Over	APos	TPos	Remark	Pol/Phase	Note
	MHz	dBuV/m	Level Factor	Line	Limit	cm	deg			
1	5066.50	54.56	13.28	41.28	74.00	-19.44	282	158 Peak	Vertical	
2	5290.00	96.05	54.91	41.94	69.20	28.65	282	158 Peak	Vertical	
3	5351.00	64.50	22.73	41.77	74.00	-9.50	282	158 Peak	Vertical	

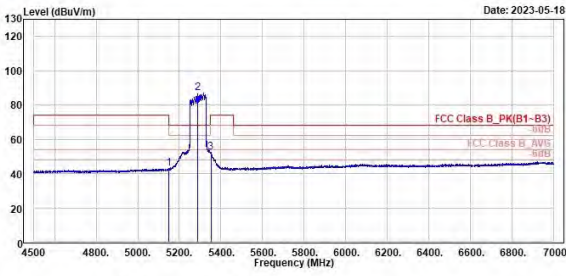
802.11ac VHT80

CH 58 (Horizontal) Average

CH 58 (Vertical) Average



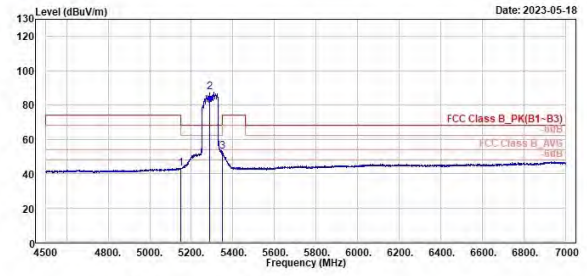
TÜV Rheinland Taiwan Ltd.
No. 438-18, Sec 2, Fenlian, Linkou Dist., New Taipei City 244, Taiwan(R.O.C.)
Tel: +886-2172-1100 Fax: +886-2172-1322



1	2	3	4	5	6	7	8	9	10	11	12	13	14	15	16	17	18	19	20
1	2	3	4	5	6	7	8	9	10	11	12	13	14	15	16	17	18	19	20
MHz	Level	Read	Level	Factor	Limit	Over	APos	TPos	Remark	Pol/Phase	Note								
MHz	dBuV/m	dBuV	dB/m	dBuV/m	dB	cm	deg												
5147.58	42.78	1.36	41.42	54.00	-11.22	242	228	Average	Horizontal										
5290.00	85.97	45.03	41.94	54.00	32.97	242	220	Average	Horizontal										
5351.58	52.43	10.65	41.78	54.00	-1.57	242	220	Average	Horizontal										

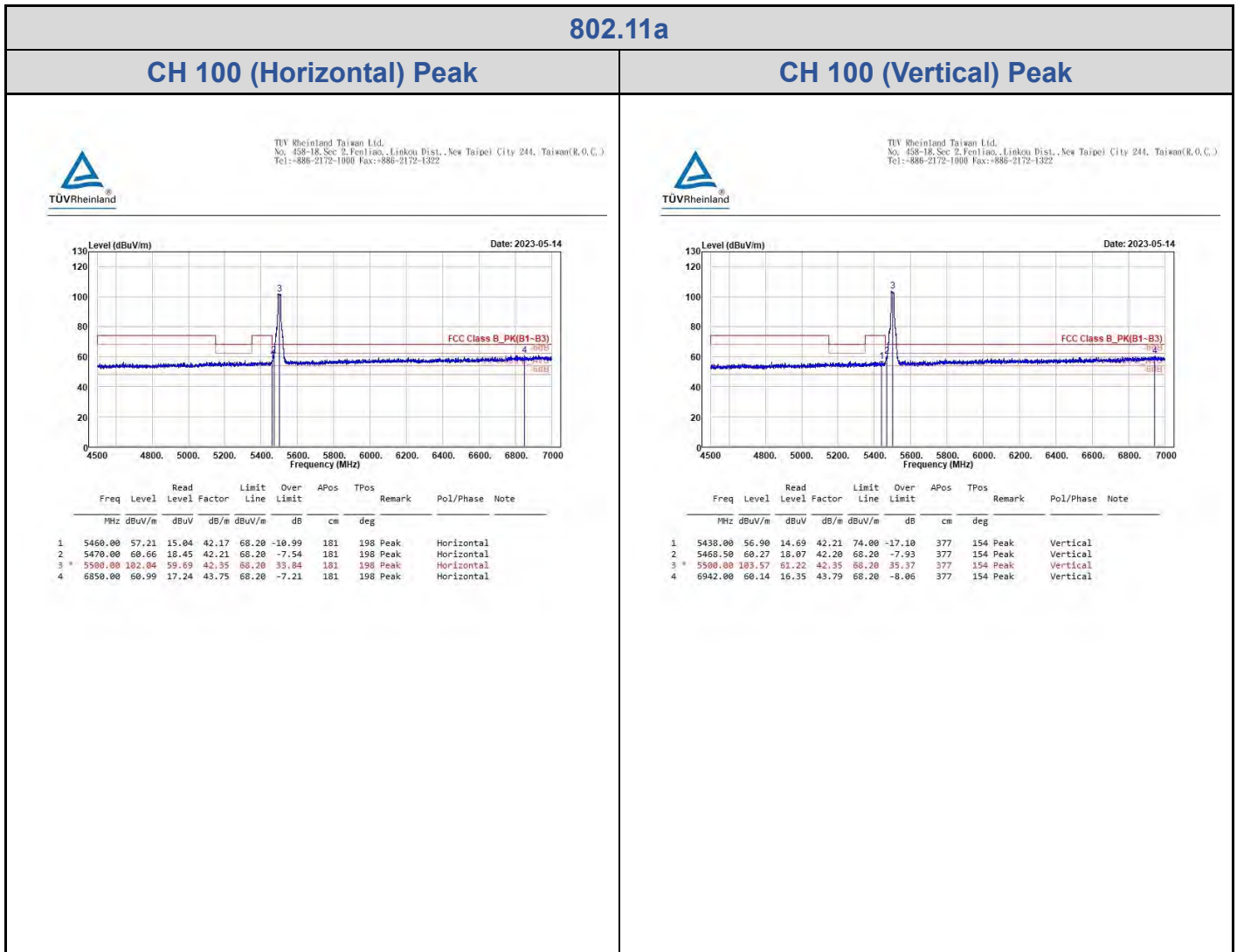


TÜV Rheinland Taiwan Ltd.
No. 438-18, Sec 2, Fenlian, Linkou Dist., New Taipei City 244, Taiwan(R.O.C.)
Tel: +886-2172-1100 Fax: +886-2172-1322



1	2	3	4	5	6	7	8	9	10	11	12	13	14	15	16	17	18	19	20
1	2	3	4	5	6	7	8	9	10	11	12	13	14	15	16	17	18	19	20
MHz	Level	Read	Level	Factor	Limit	Over	APos	TPos	Remark	Pol/Phase	Note								
MHz	dBuV/m	dBuV	dB/m	dBuV/m	dB	cm	deg												
5148.00	43.19	1.76	41.43	54.00	-10.81	282	158	Average	Vertical										
5290.00	87.35	45.41	41.94	54.00	33.35	282	158	Average	Vertical										
5350.00	52.65	10.89	41.76	54.00	-1.35	282	158	Average	Vertical										

Band Edges, 5.3GHz ~ 5.47GHz, 5.725GHz
U-NII-2C



802.11a

CH 100 (Horizontal) Average

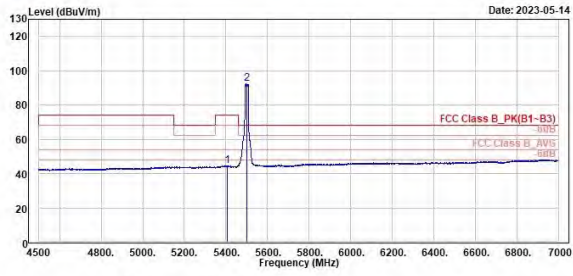
CH 100 (Vertical) Average



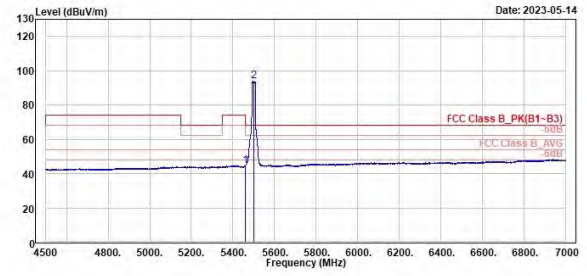
TUV Rheinland Taiwan Ltd.
No. 438-18, Sec 2, Fenlian, Linkou Dist., New Taipei City 244, Taiwan(R.O.C.)
Tel: +886-2172-1100 Fax: +886-2172-1322



TUV Rheinland Taiwan Ltd.
No. 438-18, Sec 2, Fenlian, Linkou Dist., New Taipei City 244, Taiwan(R.O.C.)
Tel: +886-2172-1100 Fax: +886-2172-1322



Freq	Level	Read Level	Factor	Limit Line	Over Limit	APos	TPos	Remark	Pol/Phase	Note
MHz	dBuV/m	dBuV	dB/m	dBuV/m	dB	cm	deg			
1	5485.00	44.51	2.06	42.45	54.00	-9.49	181	198 Average	Horizontal	
2 *	5500.00	92.60	50.25	42.35	54.00	38.60	181	198 Average	Horizontal	



Freq	Level	Read Level	Factor	Limit Line	Over Limit	APos	TPos	Remark	Pol/Phase	Note
MHz	dBuV/m	dBuV	dB/m	dBuV/m	dB	cm	deg			
1	5459.50	44.71	2.55	42.16	54.00	-9.29	377	154 Average	Vertical	
2 *	5500.00	94.11	51.76	42.35	54.00	40.11	377	154 Average	Vertical	

802.11a

CH 116 (Horizontal) Peak

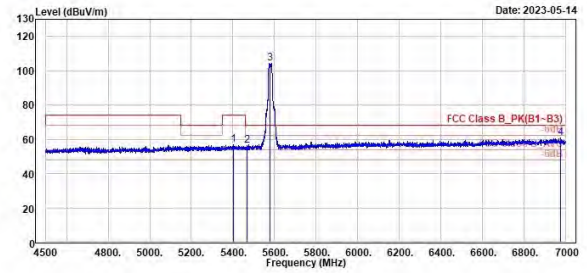
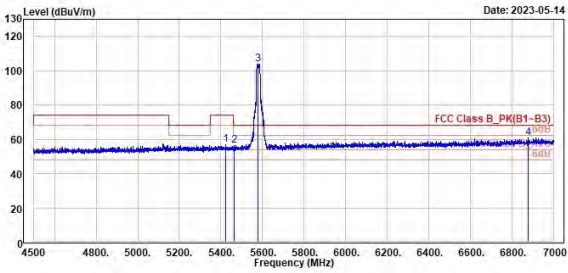
CH 116 (Vertical) Peak



TÜV Rheinland Taiwan Ltd.
No. 438-18, Sec 2, Fenlian, Linkou Dist., New Taipei City 244, Taiwan(R.O.C.)
Tel: +886-2172-1100 Fax: +886-2172-1322



TÜV Rheinland Taiwan Ltd.
No. 438-18, Sec 2, Fenlian, Linkou Dist., New Taipei City 244, Taiwan(R.O.C.)
Tel: +886-2172-1100 Fax: +886-2172-1322



Peak	Freq	Level	Read	Limit	Over	APos	TPos	Remark	Pol/Phase	Note
	MHz	dBuV/m	dBuV	dB/m	dBuV/m	dB	cm	deg		
1	5421.58	56.71	14.38	42.33	74.08	-17.29	227	221 Peak	Horizontal	
2	5462.58	55.16	13.98	42.18	68.28	-12.04	227	221 Peak	Horizontal	
3 *	5589.08	104.03	61.79	42.24	68.28	35.83	227	221 Peak	Horizontal	
4	6876.58	60.73	17.01	43.72	68.28	-7.47	227	221 Peak	Horizontal	

Peak	Freq	Level	Read	Limit	Over	APos	TPos	Remark	Pol/Phase	Note
	MHz	dBuV/m	dBuV	dB/m	dBuV/m	dB	cm	deg		
1	5483.08	56.64	14.17	42.47	74.08	-17.36	382	155 Peak	Vertical	
2	5467.08	56.24	14.04	42.28	68.28	-11.96	382	155 Peak	Vertical	
3 *	5589.08	104.49	62.25	42.24	68.28	36.29	382	155 Peak	Vertical	
4	6978.08	60.88	17.03	43.77	68.28	-7.40	382	155 Peak	Vertical	

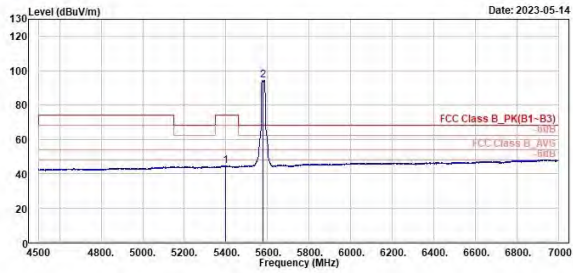
802.11a

CH 116 (Horizontal) Average

CH 116 (Vertical) Average



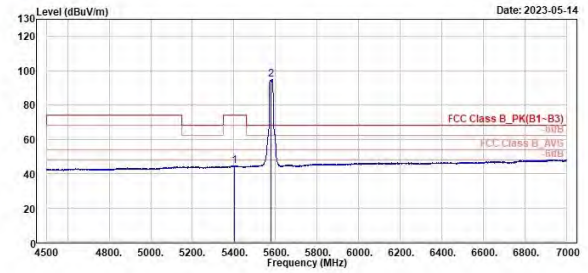
TÜV Rheinland Taiwan Ltd.
No. 438-18, Sec 2, Fenliao, Linkou Dist., New Taipei City 244, Taiwan(R.O.C.)
Tel: +886-2172-1100 Fax: +886-2172-1322



Peak	Freq	Level	Read Level	Factor	Limit Line	Over Limit	APos	TPos	Remark	Pol/Phase	Note
	MHz	dBuV/m	dBuV	dB/m	dBuV/m	dB	cm	deg			
1	5398.50	44.47	2.00	42.47	54.00	-9.53	227	221	Average	Horizontal	
2 *	5598.00	94.68	52.36	42.24	54.00	40.60	227	221	Average	Horizontal	



TÜV Rheinland Taiwan Ltd.
No. 438-18, Sec 2, Fenliao, Linkou Dist., New Taipei City 244, Taiwan(R.O.C.)
Tel: +886-2172-1100 Fax: +886-2172-1322



Peak	Freq	Level	Read Level	Factor	Limit Line	Over Limit	APos	TPos	Remark	Pol/Phase	Note
	MHz	dBuV/m	dBuV	dB/m	dBuV/m	dB	cm	deg			
1	5401.50	44.46	1.98	42.48	54.00	-9.54	382	155	Average	Vertical	
2 *	5598.00	94.88	52.64	42.24	54.00	40.88	382	155	Average	Vertical	

802.11a

CH 140 (Horizontal) Peak

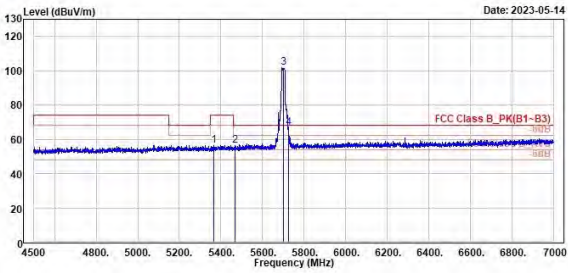
CH 140 (Vertical) Peak



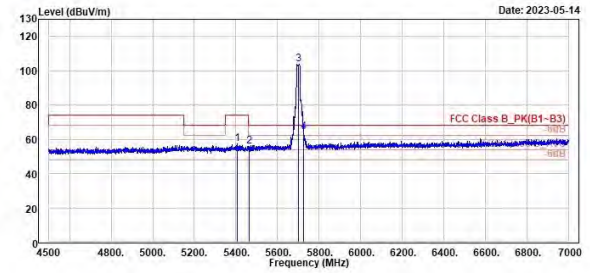
TÜV Rheinland Taiwan Ltd.
No. 458-18, Sec 2, Fenlian, Linkou Dist., New Taipei City 244, Taiwan(R.O.C.)
Tel: +886-2172-1100 Fax: +886-2172-1322



TÜV Rheinland Taiwan Ltd.
No. 458-18, Sec 2, Fenlian, Linkou Dist., New Taipei City 244, Taiwan(R.O.C.)
Tel: +886-2172-1100 Fax: +886-2172-1322



	Freq	Level	Read	Limit	Over	APos	TPos	Remark	Pol/Phase	Note
	MHz	dBuV/m	dBuV	dB/m	dBuV/m	dB	cm	deg		
1	5367.58	56.43	14.42	42.01	74.00	-17.57	230	220 Peak	Horizontal	
2	5457.00	55.22	14.02	42.20	68.20	-11.98	230	220 Peak	Horizontal	
3 *	5700.00	101.64	59.27	42.37	68.20	33.44	230	220 Peak	Horizontal	
4 !	5725.00	66.88	24.39	42.49	68.20	-1.32	230	220 Peak	Horizontal	



	Freq	Level	Read	Limit	Over	APos	TPos	Remark	Pol/Phase	Note
	MHz	dBuV/m	dBuV	dB/m	dBuV/m	dB	cm	deg		
1	5400.00	57.28	14.85	42.43	74.00	-16.72	400	131 Peak	Vertical	
2	5464.00	55.74	13.55	42.19	68.20	-12.46	400	131 Peak	Vertical	
3 *	5700.00	103.94	61.57	42.37	68.20	35.74	400	131 Peak	Vertical	
4 !	5725.50	64.02	21.53	42.49	68.20	-4.18	400	131 Peak	Vertical	

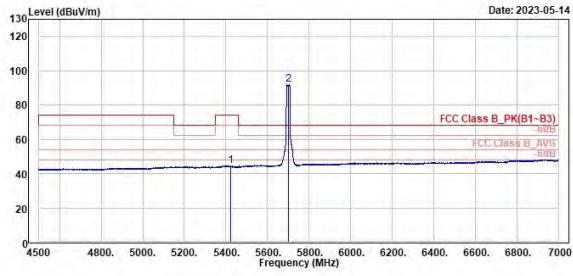
802.11a

CH 140 (Horizontal) Average

CH 140 (Vertical) Average



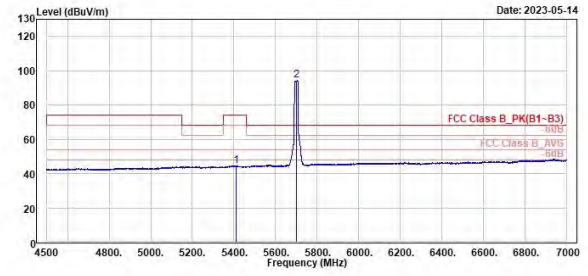
TUV Rheinland Taiwan Ltd.
No. 438-18, Sec 2, Fenlian, Linkou Dist., New Taipei City 244, Taiwan(R.O.C.)
Tel: +886-2172-1100 Fax: +886-2172-1322



Freq	Level	Read	Limit	Over	APos	TPos	Remark	Pol/Phase	Note
MHz	dBuV/m	dBuV	dB/m	dBuV/m	dB	cm	deg		
1	5423.00	44.59	2.27	42.32	54.00	-9.41	230	220	Average Horizontal
2 *	5700.00	91.88	49.51	42.37	54.00	37.88	230	220	Average Horizontal



TUV Rheinland Taiwan Ltd.
No. 438-18, Sec 2, Fenlian, Linkou Dist., New Taipei City 244, Taiwan(R.O.C.)
Tel: +886-2172-1100 Fax: +886-2172-1322



Freq	Level	Read	Limit	Over	APos	TPos	Remark	Pol/Phase	Note
MHz	dBuV/m	dBuV	dB/m	dBuV/m	dB	cm	deg		
1	5409.00	44.57	2.15	42.42	54.00	-9.43	400	131	Average Vertical
2 *	5700.00	94.43	52.06	42.37	54.00	40.43	400	131	Average Vertical

802.11ac VHT20

CH 100 (Horizontal) Peak

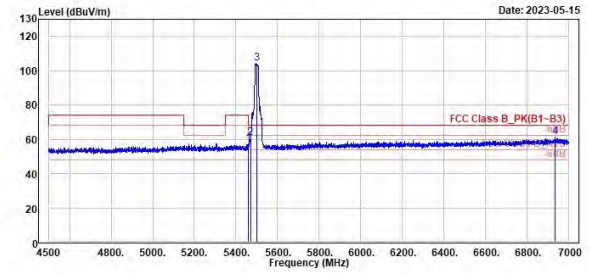
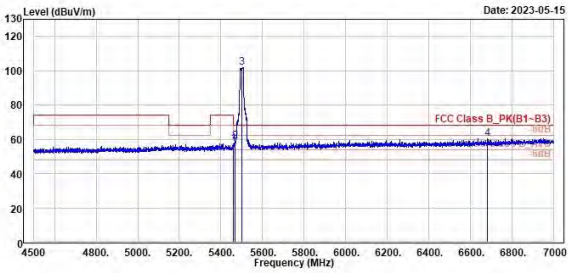
CH 100 (Vertical) Peak



TÜV Rheinland Taiwan Ltd.
No. 438-18, Sec 2, Fenliiao, Linkou Dist., New Taipei City 244, Taiwan(R.O.C.)
Tel: +886-2172-1100 Fax: +886-2172-1322



TÜV Rheinland Taiwan Ltd.
No. 438-18, Sec 2, Fenliiao, Linkou Dist., New Taipei City 244, Taiwan(R.O.C.)
Tel: +886-2172-1100 Fax: +886-2172-1322



Peak	Freq	Level	Read Level	Factor	Limit	Over	APos	TPos	Remark	Pol/Phase	Note
	MHz	dBuV/m	dBuV	dB/m	dBuV/m	dB	cm	deg			
1	5458.58	57.51	15.36	42.15	74.00	-16.49	240	204	Peak	Horizontal	
2	5458.00	59.04	16.84	42.20	68.20	-9.16	240	204	Peak	Horizontal	
3 *	5500.00	102.03	59.68	42.35	68.20	33.83	240	204	Peak	Horizontal	
4	6683.00	60.28	16.65	43.63	68.20	-7.92	240	204	Peak	Horizontal	

Peak	Freq	Level	Read Level	Factor	Limit	Over	APos	TPos	Remark	Pol/Phase	Note
	MHz	dBuV/m	dBuV	dB/m	dBuV/m	dB	cm	deg			
1	5459.50	57.48	15.24	42.15	74.00	-16.60	392	128	Peak	VERTICAL	
2	5479.00	60.99	16.78	42.21	68.20	-7.21	392	128	Peak	VERTICAL	
3 *	5500.00	104.17	61.82	42.35	68.20	35.97	392	128	Peak	VERTICAL	
4	6934.00	61.32	17.55	43.77	68.20	-6.88	392	128	Peak	VERTICAL	

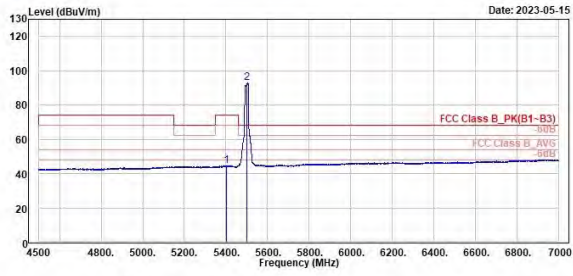
802.11ac VHT20

CH 100 (Horizontal) Average

CH 100 (Vertical) Average



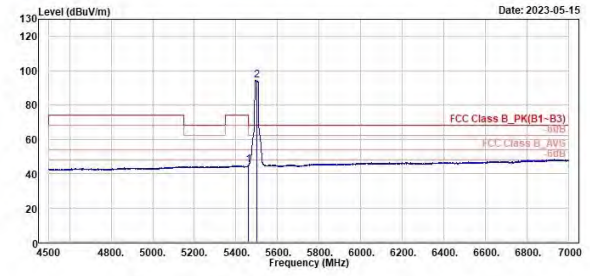
TÜV Rheinland Taiwan Ltd.
No. 438-18, Sec 2, Fenlian, Linkou Dist., New Taipei City 244, Taiwan(R.O.C.)
Tel: +886-2172-1100 Fax: +886-2172-1322



Freq	Level	Read Level	Factor	Limit Line	Over Limit	APos	TPos	Remark	Pol/Phase	Note
MHz	dBuV/m	dBuV	dB/m	dBuV/m	dB	cm	deg			
1	5481.00	44.52	2.04	42.48	54.00	-9.48	240	204 Average	Horizontal	
2 *	5500.00	92.70	50.35	42.35	54.00	38.70	240	204 Average	Horizontal	



TÜV Rheinland Taiwan Ltd.
No. 438-18, Sec 2, Fenlian, Linkou Dist., New Taipei City 244, Taiwan(R.O.C.)
Tel: +886-2172-1100 Fax: +886-2172-1322



Freq	Level	Read Level	Factor	Limit Line	Over Limit	APos	TPos	Remark	Pol/Phase	Note
MHz	dBuV/m	dBuV	dB/m	dBuV/m	dB	cm	deg			
1	5468.00	44.85	2.68	42.17	54.00	-9.15	392	128 Average	VERTICAL	
2 *	5500.00	94.50	52.15	42.35	54.00	40.50	392	128 Average	VERTICAL	

802.11ac VHT20

CH 116 (Horizontal) Peak

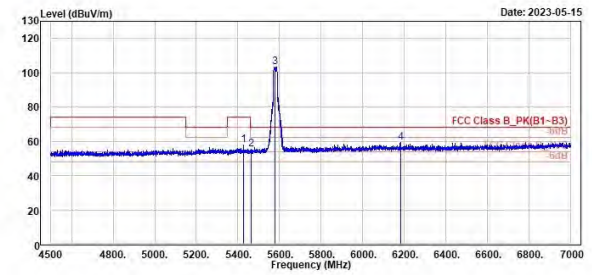
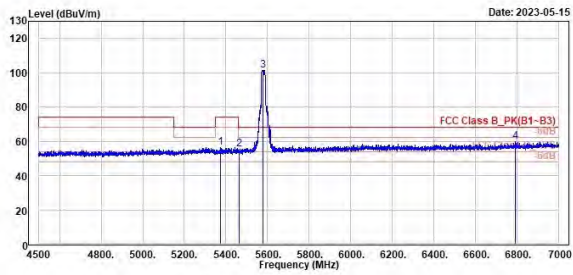
CH 116 (Vertical) Peak



TÜV Rheinland Taiwan Ltd.
No. 438-18, Sec 2, Fenliiao, Linkou Dist., New Taipei City 244, Taiwan(R.O.C.)
Tel: +886-2172-1100 Fax: +886-2172-1322



TÜV Rheinland Taiwan Ltd.
No. 438-18, Sec 2, Fenliiao, Linkou Dist., New Taipei City 244, Taiwan(R.O.C.)
Tel: +886-2172-1100 Fax: +886-2172-1322



Peak	Freq MHz	Level dBuV/m	Read Level Factor	Limit Line	Over Limit	APos	TPos	Remark	Pol/Phase	Note
	MHz	dBuV/m	dB/m	dBuV/m	dB	cm	deg			
1	5372.58	56.51	14.43	42.08	74.00	-17.49	226	215 Peak	Horizontal	
2	5465.58	55.33	13.14	42.19	68.20	-12.87	226	215 Peak	Horizontal	
3 *	5589.00	101.53	59.29	42.24	68.20	33.33	226	215 Peak	Horizontal	
4	6792.58	59.58	15.79	43.79	68.20	-8.62	226	215 Peak	Horizontal	

Peak	Freq MHz	Level dBuV/m	Read Level Factor	Limit Line	Over Limit	APos	TPos	Remark	Pol/Phase	Note
	MHz	dBuV/m	dB/m	dBuV/m	dB	cm	deg			
1	5426.00	58.06	15.77	42.29	74.00	-15.94	383	44 Peak	Vertical	
2	5483.00	55.19	13.01	42.18	68.20	-13.01	383	44 Peak	Vertical	
3 *	5589.00	103.32	61.08	42.24	68.20	35.12	383	44 Peak	Vertical	
4	6181.58	59.12	15.49	43.63	68.20	-9.08	383	44 Peak	Vertical	

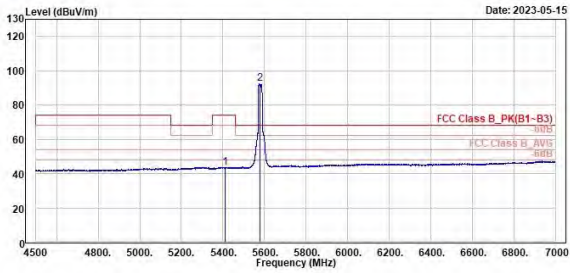
802.11ac VHT20

CH 116 (Horizontal) Average

CH 116 (Vertical) Average



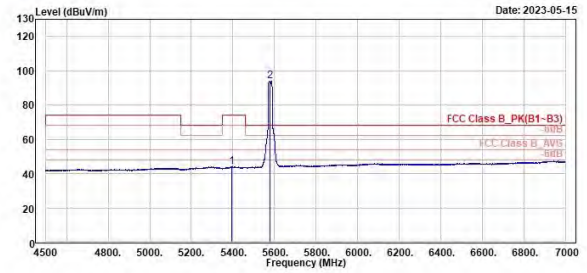
TÜV Rheinland Taiwan Ltd.
No. 438-18, Sec 2, Fenliao, Linkou Dist., New Taipei City 244, Taiwan(R.O.C.)
Tel: +886-2172-1100 Fax: +886-2172-1322



Freq	Level	Read Level	Factor	Limit Line	Over Limit	APos	TPos	Remark	Pol/Phase	Note
MHz	dBuV/m	dBuV	dB/m	dBuV/m	dB	cm	deg			
1	5410.00	43.71	1.30	42.41	54.00	-10.29	226	215 Average	Horizontal	
2 *	5598.00	92.43	50.19	42.24	54.00	38.43	226	215 Average	Horizontal	



TÜV Rheinland Taiwan Ltd.
No. 438-18, Sec 2, Fenliao, Linkou Dist., New Taipei City 244, Taiwan(R.O.C.)
Tel: +886-2172-1100 Fax: +886-2172-1322



Freq	Level	Read Level	Factor	Limit Line	Over Limit	APos	TPos	Remark	Pol/Phase	Note
MHz	dBuV/m	dBuV	dB/m	dBuV/m	dB	cm	deg			
1	5394.00	43.85	1.45	42.40	54.00	-10.15	383	44 Average	Vertical	
2 *	5598.00	94.05	51.81	42.24	54.00	40.05	383	44 Average	Vertical	

802.11ac VHT20

CH 140 (Horizontal) Peak

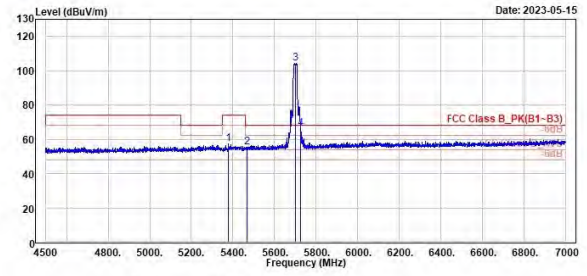
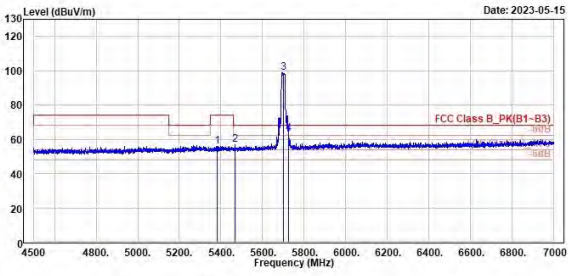
CH 140 (Vertical) Peak



TÜV Rheinland Taiwan Ltd.
No. 438-18, Sec 2, Fenliiao, Linkou Dist., New Taipei City 244, Taiwan(R.O.C.)
Tel: +886-2172-1100 Fax: +886-2172-1322



TÜV Rheinland Taiwan Ltd.
No. 438-18, Sec 2, Fenliiao, Linkou Dist., New Taipei City 244, Taiwan(R.O.C.)
Tel: +886-2172-1100 Fax: +886-2172-1322



	Freq	Level	Read	Limit	Over	APos	TPos	Remark	Pol/Phase	Note
	MHz	dBuV/m	dBuV	dB/m	dBuV/m	dB	cm	deg		
1	5381.00	55.88	13.67	42.21	74.00	-18.12	242	216 Peak	Horizontal	
2	5469.00	55.75	14.54	42.21	68.20	-11.45	242	216 Peak	Horizontal	
3 *	5700.00	98.83	56.46	42.37	68.20	30.63	242	216 Peak	Horizontal	
4 !	5725.00	63.03	20.54	42.49	68.20	-5.17	242	216 Peak	Horizontal	

	Freq	Level	Read	Limit	Over	APos	TPos	Remark	Pol/Phase	Note
	MHz	dBuV/m	dBuV	dB/m	dBuV/m	dB	cm	deg		
1	5379.00	57.39	15.21	42.18	74.00	-16.61	318	58 Peak	Vertical	
2	5466.50	55.52	13.32	42.20	68.20	-12.68	318	58 Peak	Vertical	
3 *	5700.00	104.39	62.02	42.37	68.20	36.19	318	58 Peak	Vertical	
4 !	5725.00	66.46	23.97	42.49	68.20	-1.74	318	58 Peak	Vertical	

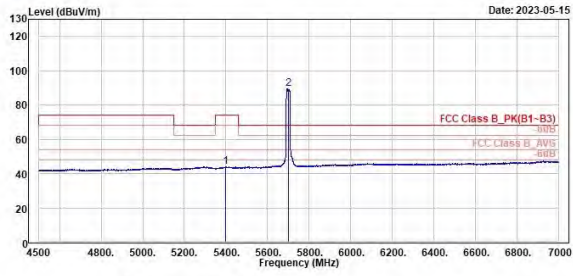
802.11ac VHT20

CH 140 (Horizontal) Average

CH 140 (Vertical) Average



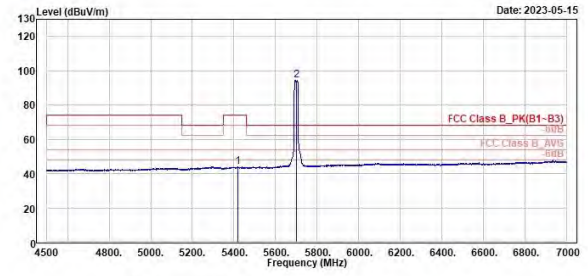
TÜV Rheinland Taiwan Ltd.
No. 458-18, Sec 2, Fenlian, Linkou Dist., New Taipei City 244, Taiwan(R.O.C.)
Tel: +886-2172-1100 Fax: +886-2172-1322



Freq	Level	Read Level Factor	Limit Line	Over Limit	APos	TPos	Remark	Pol/Phase	Note
MHz	dBuV/m	dBuV	dB/m	dBuV/m	dB	cm	deg		
1	5480.00	43.86	1.37	42.49	54.00	-10.14	242	216 Average	Horizontal
2 *	5700.00	89.34	46.97	42.37	54.00	35.34	242	216 Average	Horizontal



TÜV Rheinland Taiwan Ltd.
No. 458-18, Sec 2, Fenlian, Linkou Dist., New Taipei City 244, Taiwan(R.O.C.)
Tel: +886-2172-1100 Fax: +886-2172-1322



Freq	Level	Read Level Factor	Limit Line	Over Limit	APos	TPos	Remark	Pol/Phase	Note
MHz	dBuV/m	dBuV	dB/m	dBuV/m	dB	cm	deg		
1	5418.00	43.94	1.58	42.36	54.00	-10.06	318	58 Average	Vertical
2 *	5700.00	94.42	52.05	42.37	54.00	40.42	318	58 Average	Vertical

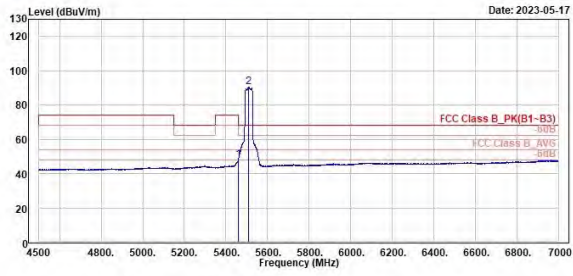
802.11ac VHT40

CH 102 (Horizontal) Average

CH 102 (Vertical) Average



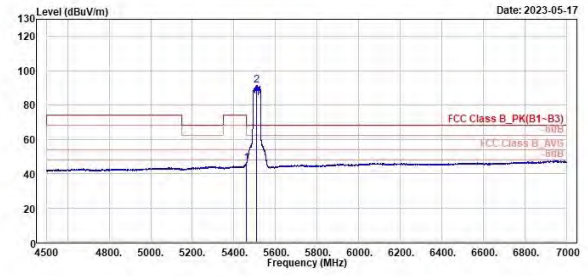
TÜV Rheinland Taiwan Ltd.
No. 438-18, Sec 2, Fenlian, Linkou Dist., New Taipei City 244, Taiwan(R.O.C.)
Tel: +886-2172-1100 Fax: +886-2172-1322



1	2	Read Level	Level Factor	Limit Line	Over Limit	APos	TPos	Remark	Pol/Phase	Note
MHz	dBuV/m	dBuV	dB/m	dBuV/m	dB	cm	deg			
5460.00	48.11	5.94	42.17	54.00	-5.89	100	218	Average	Horizontal	
5510.00	90.31	47.97	42.34	54.00	36.31	100	218	Average	Horizontal	



TÜV Rheinland Taiwan Ltd.
No. 438-18, Sec 2, Fenlian, Linkou Dist., New Taipei City 244, Taiwan(R.O.C.)
Tel: +886-2172-1100 Fax: +886-2172-1322



1	2	Read Level	Level Factor	Limit Line	Over Limit	APos	TPos	Remark	Pol/Phase	Note
MHz	dBuV/m	dBuV	dB/m	dBuV/m	dB	cm	deg			
5460.00	45.74	3.57	42.17	54.00	-8.26	389	92	Average	Vertical	
5510.00	91.55	49.21	42.34	54.00	37.55	389	92	Average	Vertical	

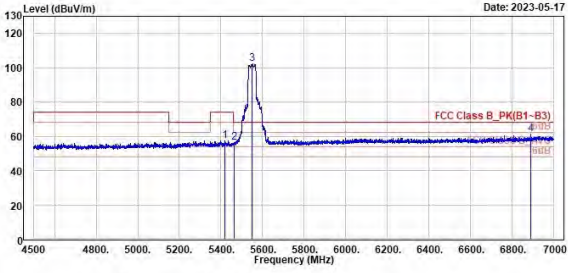
802.11ac VHT40

CH 110 (Horizontal) Peak

CH 110 (Vertical) Peak



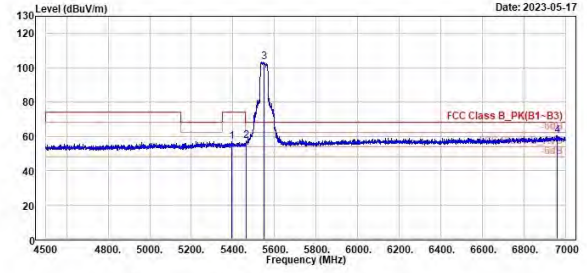
TÜV Rheinland Taiwan Ltd.
No. 438-18, Sec 2, Fenhiao, Linkou Dist., New Taipei City 244, Taiwan(R.O.C.)
Tel: +886-2172-1100 Fax: +886-2172-1322



Peak	Freq	Level	Read	Limit	Over	APos	TPos	Remark	Pol/Phase	Note
	MHz	dBuV/m	dBuV	dB/m	dBuV/m	dB	cm	deg		
1	5417.58	57.29	14.93	42.36	74.00	-16.71	249	217 Peak	Horizontal	
2	5465.00	55.38	14.19	42.19	68.20	-11.82	249	217 Peak	Horizontal	
3 *	5558.00	102.19	59.51	42.28	68.20	33.99	249	217 Peak	Horizontal	
4	6892.58	61.05	17.36	43.69	68.20	-7.15	249	217 Peak	Horizontal	



TÜV Rheinland Taiwan Ltd.
No. 438-18, Sec 2, Fenhiao, Linkou Dist., New Taipei City 244, Taiwan(R.O.C.)
Tel: +886-2172-1100 Fax: +886-2172-1322



Peak	Freq	Level	Read	Limit	Over	APos	TPos	Remark	Pol/Phase	Note
	MHz	dBuV/m	dBuV	dB/m	dBuV/m	dB	cm	deg		
1	5304.50	56.78	14.38	42.40	74.00	-17.22	368	124 Peak	Vertical	
2	5464.00	57.11	14.92	42.19	68.20	-11.09	368	124 Peak	Vertical	
3 *	5558.00	103.20	60.32	42.28	68.20	35.00	368	124 Peak	Vertical	
4	6959.50	60.22	16.42	43.80	68.20	-7.98	368	124 Peak	Vertical	

802.11ac VHT40

CH 110 (Horizontal) Average

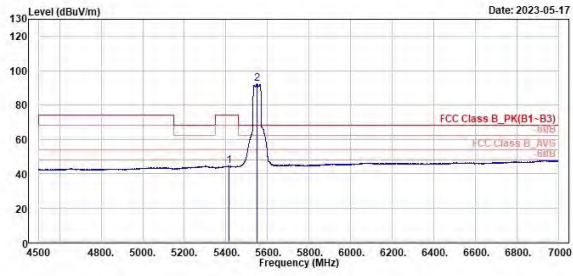
CH 110 (Vertical) Average



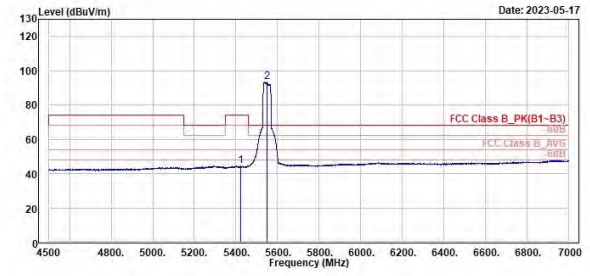
TÜV Rheinland Taiwan Ltd.
No. 438-18, Sec 2, Fenlian, Linkou Dist., New Taipei City 244, Taiwan(R.O.C.)
Tel: +886-2172-1100 Fax: +886-2172-1322



TÜV Rheinland Taiwan Ltd.
No. 438-18, Sec 2, Fenlian, Linkou Dist., New Taipei City 244, Taiwan(R.O.C.)
Tel: +886-2172-1100 Fax: +886-2172-1322



Freq	Level	Read Level	Factor	Limit Line	Over Limit	APos	TPos	Remark	Pol/Phase	Note
MHz	dBuV/m	dBuV	dB/m	dBuV/m	dB	cm	deg			
1	5413.58	44.34	1.95	42.39	54.00	-9.66	249	217 Average	Horizontal	
2 *	5550.00	92.26	49.98	42.28	54.00	38.26	249	217 Average	Horizontal	



Freq	Level	Read Level	Factor	Limit Line	Over Limit	APos	TPos	Remark	Pol/Phase	Note
MHz	dBuV/m	dBuV	dB/m	dBuV/m	dB	cm	deg			
1	5423.50	44.29	1.98	42.31	54.00	-9.71	368	124 Average	Vertical	
2 *	5550.00	93.39	51.11	42.28	54.00	39.39	368	124 Average	Vertical	

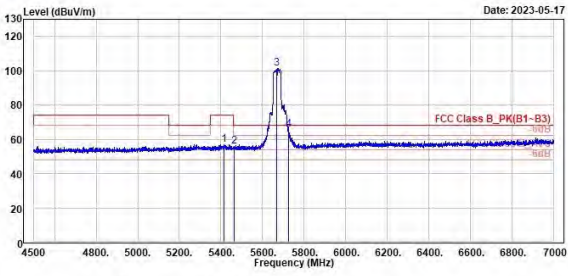
802.11ac VHT40

CH 134 (Horizontal) Peak

CH 134 (Vertical) Peak



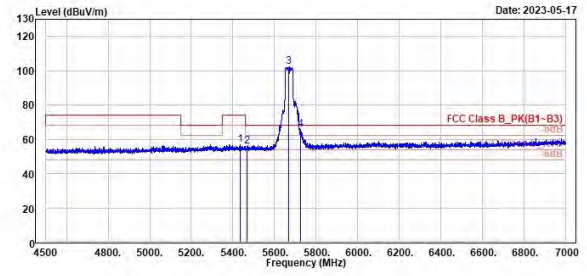
TÜV Rheinland Taiwan Ltd.
No. 438-18, Sec 2, Fenhiao, Linkou Dist., New Taipei City 244, Taiwan(R.O.C.)
Tel: +886-2172-1100 Fax: +886-2172-1322



Peak	Freq	Level	Read	Limit	Over	APos	TPos	Remark	Pol/Phase	Note
	MHz	dBuV/m	dBuV	dB/m	dBuV/m	dB	cm	deg		
1	5413.00	56.97	14.57	42.40	74.00	-17.03	122	215 Peak	Horizontal	
2	5462.50	55.00	13.82	42.18	68.20	-12.20	122	215 Peak	Horizontal	
3 *	5679.00	101.20	58.86	42.42	68.20	33.08	122	215 Peak	Horizontal	
4 !	5725.00	65.82	23.33	42.49	68.20	-2.38	122	215 Peak	Horizontal	



TÜV Rheinland Taiwan Ltd.
No. 438-18, Sec 2, Fenhiao, Linkou Dist., New Taipei City 244, Taiwan(R.O.C.)
Tel: +886-2172-1100 Fax: +886-2172-1322



Peak	Freq	Level	Read	Limit	Over	APos	TPos	Remark	Pol/Phase	Note
	MHz	dBuV/m	dBuV	dB/m	dBuV/m	dB	cm	deg		
1	5433.50	57.04	14.80	42.24	74.00	-16.96	388	128 Peak	Vertical	
2	5487.50	55.91	13.71	42.20	68.20	-12.29	388	128 Peak	Vertical	
3 *	5679.00	102.13	59.71	42.42	68.20	33.93	388	128 Peak	Vertical	
4 !	5725.00	65.61	23.12	42.49	68.20	-2.59	388	128 Peak	Vertical	

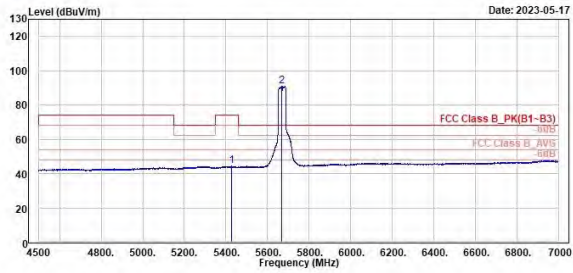
802.11ac VHT40

CH 134 (Horizontal) Average

CH 134 (Vertical) Average



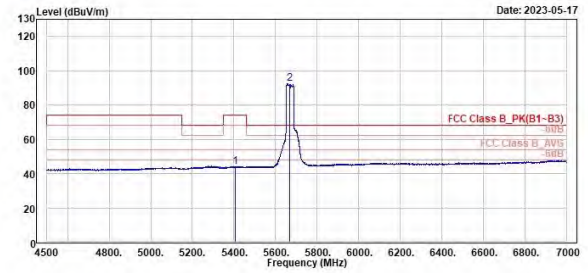
TUV Rheinland Taiwan Ltd.
No. 438-18, Sec 2, Fenlian, Linkou Dist., New Taipei City 244, Taiwan(R.O.C.)
Tel: +886-2172-1100 Fax: +886-2172-1322



Freq	Level	Read	Limit	Over	APos	TPos	Remark	Pol/Phase	Note
MHz	dBuV/m	dBuV	dB/m	dBuV/m	dB	cm	deg		
1	5428.00	44.25	1.96	42.29	54.00	-9.75	122	215	Average Horizontal
2 *	5670.00	91.20	48.78	42.42	54.00	37.20	122	215	Average Horizontal



TUV Rheinland Taiwan Ltd.
No. 438-18, Sec 2, Fenlian, Linkou Dist., New Taipei City 244, Taiwan(R.O.C.)
Tel: +886-2172-1100 Fax: +886-2172-1322



Freq	Level	Read	Limit	Over	APos	TPos	Remark	Pol/Phase	Note
MHz	dBuV/m	dBuV	dB/m	dBuV/m	dB	cm	deg		
1	5405.50	44.17	1.72	42.45	54.00	-9.83	388	128	Average Vertical
2 *	5670.00	92.34	49.92	42.42	54.00	38.34	388	128	Average Vertical

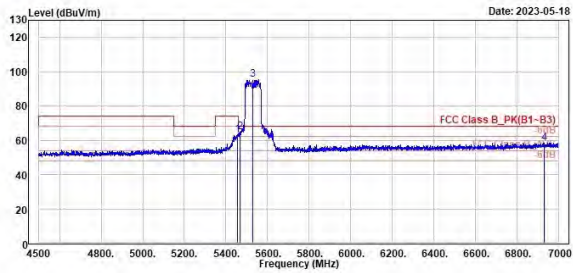
802.11ac VHT80

CH 106 (Horizontal) Peak

CH 106 (Vertical) Peak



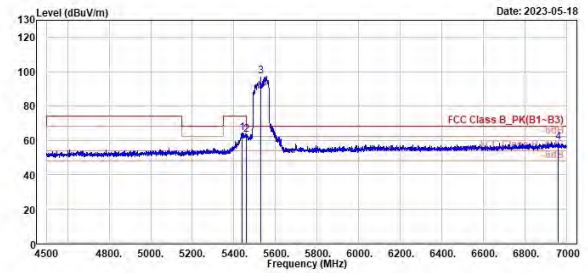
TÜV Rheinland Taiwan Ltd.
No. 438-18, Sec 2, Penliao, Linkou Dist., New Taipei City 244, Taiwan(R.O.C.)
Tel: +886-2172-1100 Fax: +886-2172-1322



1	2	3	4
1	2	3	4
1	2	3	4
5456.58	5469.00	5538.00	6938.58
63.11	64.97	95.39	58.54
20.96	22.76	53.08	14.78
42.15	42.21	42.31	43.76
74.00	68.20	68.20	68.20
-10.89	-3.23	27.19	-9.66
100	100	100	100
216	216	216	216
Peak	Peak	Peak	Peak
Horizontal	Horizontal	Horizontal	Horizontal



TÜV Rheinland Taiwan Ltd.
No. 438-18, Sec 2, Penliao, Linkou Dist., New Taipei City 244, Taiwan(R.O.C.)
Tel: +886-2172-1100 Fax: +886-2172-1322



1	2	3	4
1	2	3	4
1	2	3	4
5441.00	5461.50	5538.00	6968.58
64.49	63.45	97.42	58.76
22.31	21.27	55.11	14.96
42.18	42.18	42.31	43.88
74.00	68.20	68.20	68.20
-9.51	-4.75	29.22	-9.44
286	286	286	286
102	102	102	102
Peak	Peak	Peak	Peak
Vertical	Vertical	Vertical	Vertical

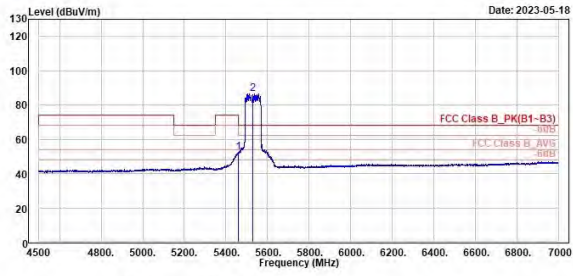
802.11ac VHT80

CH 106 (Horizontal) Average

CH 106 (Vertical) Average



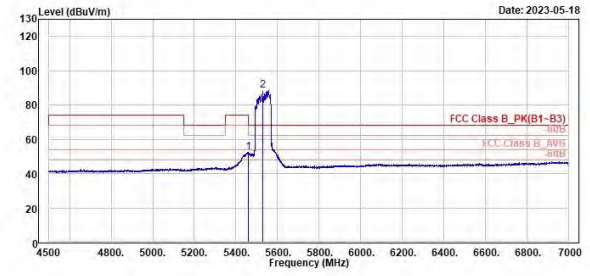
TÜV Rheinland Taiwan Ltd.
No. 458-18, Sec 2, Fenlian, Linkou Dist., New Taipei City 244, Taiwan(R.O.C.)
Tel: +886-2172-1100 Fax: +886-2172-1322



Freq	Level	Read Level	Factor	Limit	Over	APos	TPos	Remark	Pol/Phase	Note
MHz	dBuV/m	dBuV	dB/m	dBuV/m	dB	cm	deg			
1 5458.58	52.23	10.08	42.15	54.00	-1.77	100	216	Average	Horizontal	
2 * 5538.00	86.50	44.19	42.31	54.00	32.50	100	216	Average	Horizontal	



TÜV Rheinland Taiwan Ltd.
No. 458-18, Sec 2, Fenlian, Linkou Dist., New Taipei City 244, Taiwan(R.O.C.)
Tel: +886-2172-1100 Fax: +886-2172-1322



Freq	Level	Read Level	Factor	Limit	Over	APos	TPos	Remark	Pol/Phase	Note
MHz	dBuV/m	dBuV	dB/m	dBuV/m	dB	cm	deg			
1 5458.58	52.41	10.26	42.15	54.00	-1.59	286	102	Average	Vertical	
2 * 5538.00	88.53	46.22	42.31	54.00	34.53	286	102	Average	Vertical	

802.11ac VHT80

CH 122 (Horizontal) Peak

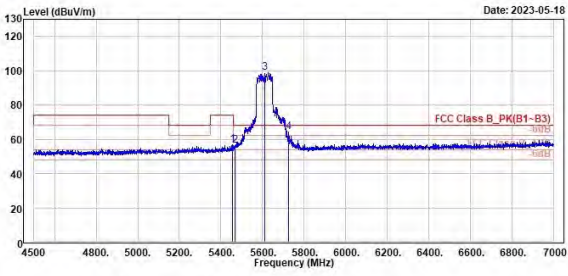
CH 122 (Vertical) Peak



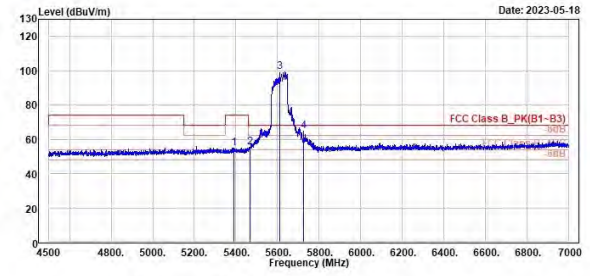
TÜV Rheinland Taiwan Ltd.
No. 438-18, Sec 2, Penfiao, Linkou Dist., New Taipei City 244, Taiwan(R.O.C.)
Tel: +886-2172-1100 Fax: +886-2172-1322



TÜV Rheinland Taiwan Ltd.
No. 438-18, Sec 2, Penfiao, Linkou Dist., New Taipei City 244, Taiwan(R.O.C.)
Tel: +886-2172-1100 Fax: +886-2172-1322



Peak	Freq MHz	Level dBuV/m	Read Level dBuV	Factor	Limit Line dBuV/m	Over Limit dB	APos cm	TPos deg	Remark	Pol/Phase	Note
1	5455.58	57.91	14.87	42.14	74.00	-16.99	100	216	Peak	Horizontal	
2	5469.00	55.29	14.08	42.21	68.20	-11.91	100	216	Peak	Horizontal	
3 *	5619.00	98.62	56.36	42.26	68.20	30.42	100	216	Peak	Horizontal	
4 !	5726.58	64.38	21.88	42.50	68.20	-3.82	100	216	Peak	Horizontal	



Peak	Freq MHz	Level dBuV/m	Read Level dBuV	Factor	Limit Line dBuV/m	Over Limit dB	APos cm	TPos deg	Remark	Pol/Phase	Note
1	5392.00	55.11	12.74	42.37	74.00	-18.89	375	140	Peak	Vertical	
2	5489.50	55.57	13.36	42.21	68.20	-12.63	375	140	Peak	Vertical	
3 *	5619.00	99.48	57.22	42.26	68.20	31.28	375	140	Peak	Vertical	
4 !	5727.00	64.66	22.16	42.50	68.20	-3.54	375	140	Peak	Vertical	

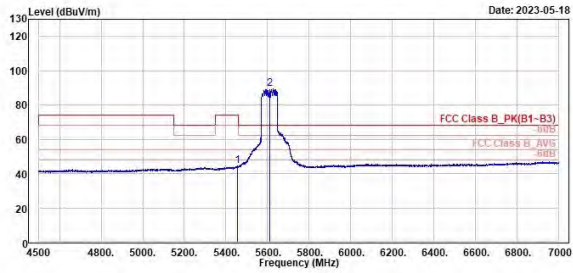
802.11ac VHT80

CH 122 (Horizontal) Average

CH 122 (Vertical) Average



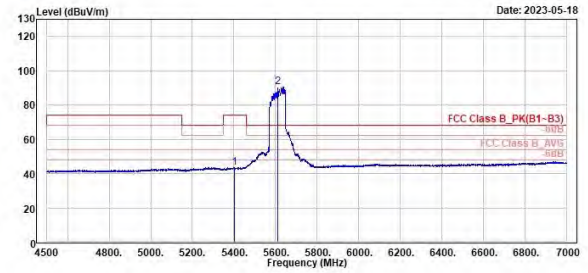
TÜV Rheinland Taiwan Ltd.
No. 438-18, Sec 2, Fenlian, Linkou Dist., New Taipei City 244, Taiwan(R.O.C.)
Tel: +886-2172-1100 Fax: +886-2172-1322



Freq	Level	Read Level	Factor	Limit Line	Over Limit	APos	TPos	Remark	Pol/Phase	Note
MHz	dBuV/m	dBuV	dB/m	dBuV/m	dB	cm	deg			
1	5456.00	44.34	2.20	42.14	54.00	-9.66	100	216 Average	Horizontal	
2 *	5619.00	89.44	47.18	42.26	54.00	35.44	100	216 Average	Horizontal	



TÜV Rheinland Taiwan Ltd.
No. 438-18, Sec 2, Fenlian, Linkou Dist., New Taipei City 244, Taiwan(R.O.C.)
Tel: +886-2172-1100 Fax: +886-2172-1322



Freq	Level	Read Level	Factor	Limit Line	Over Limit	APos	TPos	Remark	Pol/Phase	Note
MHz	dBuV/m	dBuV	dB/m	dBuV/m	dB	cm	deg			
1	5404.00	43.66	1.20	42.46	54.00	-10.34	375	140 Average	Vertical	
2 *	5619.00	90.28	48.02	42.26	54.00	36.28	375	140 Average	Vertical	

Mask, 5.725GHz ~ 5.85GHz
U-NII-3

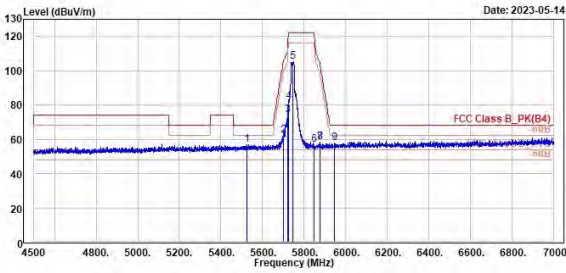
802.11a

CH 149 (Horizontal) Peak

CH 149 (Vertical) Peak



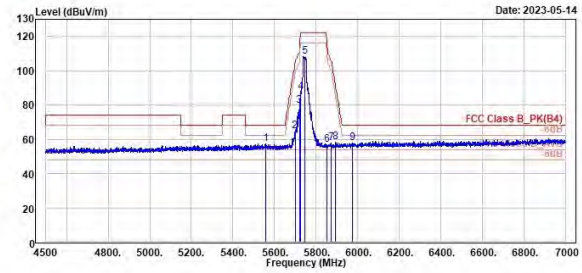
TÜV Rheinland Taiwan Ltd.
No. 458-18, Sec 2, Fenhiao, Linkou Dist., New Taipei City 244, Taiwan(R.O.C.)
Tel: +886-2172-1100 Fax: +886-2172-1322



Peak	Freq	Level	Read	Limit	Over	Apos	TPos	Remark	Pol/Phase	Note
	MHz	dBuV/m	dBuV	dB/m	dBuV/m	dB	cm	deg		
1	5525.58	56.99	14.67	42.32	68.28	-11.21	239	227 Peak	Horizontal	
2	5790.00	62.37	20.00	42.37	105.29	-42.83	239	227 Peak	Horizontal	
3	5726.00	73.93	31.46	42.47	110.80	-36.87	239	227 Peak	Horizontal	
4	5724.50	81.82	39.33	42.49	121.06	-39.24	239	227 Peak	Horizontal	
5	5745.00	105.13	62.55	42.58	122.20	-17.07	239	227 Peak	Horizontal	
6	5850.00	57.02	14.35	42.67	122.20	-65.18	239	227 Peak	Horizontal	
7	5875.00	58.11	15.43	42.68	105.29	-47.09	239	227 Peak	Horizontal	
8	5875.00	58.11	15.43	42.68	105.29	-47.09	239	227 Peak	Horizontal	
9	5946.50	57.74	14.82	42.92	68.20	-10.46	239	227 Peak	Horizontal	



TÜV Rheinland Taiwan Ltd.
No. 458-18, Sec 2, Fenhiao, Linkou Dist., New Taipei City 244, Taiwan(R.O.C.)
Tel: +886-2172-1100 Fax: +886-2172-1322



Peak	Freq	Level	Read	Limit	Over	Apos	TPos	Remark	Pol/Phase	Note
	MHz	dBuV/m	dBuV	dB/m	dBuV/m	dB	cm	deg		
1	5556.00	57.17	14.98	42.27	68.20	-11.03	375	65 Peak	Vertical	
2	5699.00	64.52	22.15	42.37	104.46	-39.94	375	65 Peak	Vertical	
3	5719.50	79.75	37.28	42.47	110.66	-30.91	375	65 Peak	Vertical	
4	5724.50	87.41	44.92	42.49	121.06	-33.65	375	65 Peak	Vertical	
5	5745.00	108.38	65.80	42.58	122.20	-13.82	375	65 Peak	Vertical	
6	5851.50	56.96	14.29	42.67	118.78	-61.82	375	65 Peak	Vertical	
7	5874.50	57.61	14.93	42.68	105.34	-47.73	375	65 Peak	Vertical	
8	5895.00	58.13	15.44	42.69	90.36	-32.23	375	65 Peak	Vertical	
9	5975.50	57.91	14.92	42.99	68.20	-10.29	375	65 Peak	Vertical	

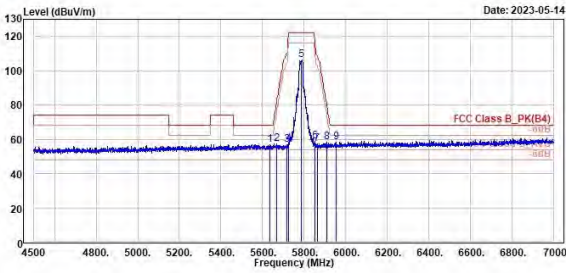
802.11a

CH 157 (Horizontal) Peak

CH 157 (Vertical) Peak



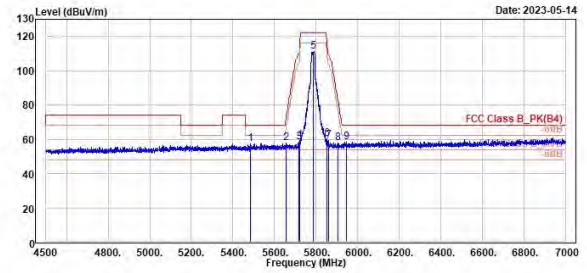
TÜV Rheinland Taiwan Ltd.
No. 438-18, Sec 2, Fenlian, Linkou Dist., New Taipei City 244, Taiwan(R.O.C.)
Tel: +886-2172-1100 Fax: +886-2172-1322



Peak No.	Freq (MHz)	Level (dBuV/m)	Read Level (dBuV)	Factor (dB/m)	Limit (dBuV/m)	Over (dB)	APos (cm)	TPos (deg)	Remark	Pol/Phase	Note
1	5637.50	57.09	14.70	42.39	68.20	-11.11	213	204	Peak	Horizontal	
2	5656.50	57.44	15.02	42.42	80.45	-23.01	213	204	Peak	Horizontal	
3	5718.50	56.71	14.25	42.46	110.38	-53.67	213	204	Peak	Horizontal	
4	5725.00	57.57	15.08	42.49	122.20	-64.63	213	204	Peak	Horizontal	
5	5785.00	106.20	63.50	42.70	122.20	-16.00	213	204	Peak	Horizontal	
6	5852.00	59.00	16.33	42.67	117.64	-58.64	213	204	Peak	Horizontal	
7	5852.50	57.40	14.73	42.67	109.78	-51.38	213	204	Peak	Horizontal	
8	5910.50	58.40	15.66	42.74	78.90	-20.50	213	204	Peak	Horizontal	
9	5953.00	58.39	15.45	42.94	68.20	-9.81	213	204	Peak	Horizontal	



TÜV Rheinland Taiwan Ltd.
No. 438-18, Sec 2, Fenlian, Linkou Dist., New Taipei City 244, Taiwan(R.O.C.)
Tel: +886-2172-1100 Fax: +886-2172-1322



Peak No.	Freq (MHz)	Level (dBuV/m)	Read Level (dBuV)	Factor (dB/m)	Limit (dBuV/m)	Over (dB)	APos (cm)	TPos (deg)	Remark	Pol/Phase	Note
1	5484.00	57.46	15.18	42.28	68.20	-10.74	251	68	Peak	Vertical	
2	5656.50	57.80	15.36	42.44	73.03	-15.23	291	68	Peak	Vertical	
3	5718.50	58.37	15.91	42.46	110.38	-52.01	291	68	Peak	Vertical	
4	5722.00	59.33	16.85	42.48	115.36	-56.03	291	68	Peak	Vertical	
5	5785.00	111.37	68.67	42.70	122.20	-10.83	291	68	Peak	Vertical	
6	5851.50	60.19	17.52	42.67	118.78	-58.59	291	68	Peak	Vertical	
7	5860.50	59.94	16.87	42.67	109.26	-49.32	291	68	Peak	Vertical	
8	5907.00	57.96	15.23	42.73	81.48	-23.52	291	68	Peak	Vertical	
9	5945.00	58.45	15.54	42.91	68.20	-9.75	291	68	Peak	Vertical	

802.11a

CH 165 (Horizontal) Peak

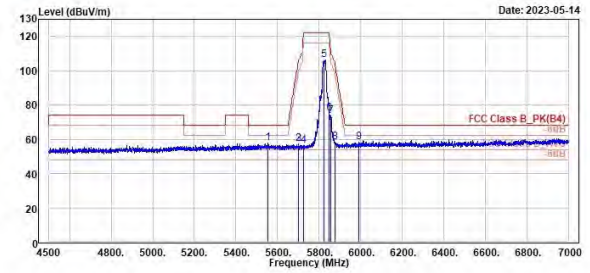
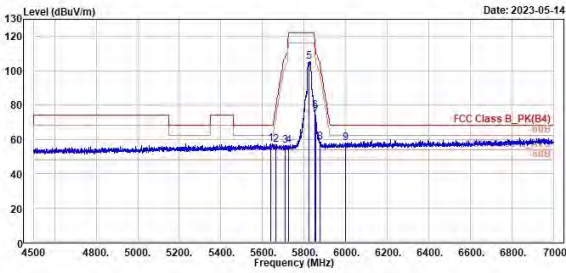
CH 165 (Vertical) Peak



TÜV Rheinland Taiwan Ltd.
No. 438-18, Sec 2, Fenlian, Linkou Dist., New Taipei City 244, Taiwan(R.O.C.)
Tel: +886-2172-1100 Fax: +886-2172-1322



TÜV Rheinland Taiwan Ltd.
No. 438-18, Sec 2, Fenlian, Linkou Dist., New Taipei City 244, Taiwan(R.O.C.)
Tel: +886-2172-1100 Fax: +886-2172-1322



	Read	Limit	Over	Apos	TPos	Remark	Pol/Phase	Note	
1	Level	Line	Limit	cm	deg				
MHz	dBuV/m	dBuV	dB/m	dBuV/m	dB				
1	5640.00	57.29	14.89	42.40	68.20	-10.91	242	216 Peak	Horizontal
2	5664.50	57.09	14.67	42.42	70.96	-21.87	242	216 Peak	Horizontal
3	5711.00	56.39	13.97	42.42	108.28	-51.89	242	216 Peak	Horizontal
4	5724.00	56.34	13.85	42.49	119.92	-63.58	242	216 Peak	Horizontal
5	5825.00	105.52	62.82	42.70	122.20	-16.68	242	216 Peak	Horizontal
6	5851.00	76.64	33.97	42.67	119.92	-43.26	242	216 Peak	Horizontal
7	5855.00	73.51	30.84	42.67	110.00	-37.29	242	216 Peak	Horizontal
8	5875.00	58.17	15.49	42.68	105.20	-47.03	242	216 Peak	Horizontal
9	5999.50	57.00	14.74	43.06	68.20	-10.40	242	216 Peak	Horizontal

	Read	Limit	Over	Apos	TPos	Remark	Pol/Phase	Note	
1	Level	Line	Limit	cm	deg				
MHz	dBuV/m	dBuV	dB/m	dBuV/m	dB				
1	5555.50	57.73	15.46	42.27	68.20	-10.47	100	195 Peak	Vertical
2	5700.00	57.32	14.95	42.37	105.20	-47.88	100	195 Peak	Vertical
3	5700.00	57.32	14.95	42.37	105.20	-47.88	100	195 Peak	Vertical
4	5725.00	56.37	13.88	42.49	122.20	-65.83	100	195 Peak	Vertical
5	5825.00	106.21	63.51	42.70	122.20	-15.99	100	195 Peak	Vertical
6	5856.00	75.27	32.00	42.67	122.20	-46.93	100	195 Peak	Vertical
7	5858.00	73.51	30.84	42.67	109.96	-36.45	100	195 Peak	Vertical
8	5875.50	58.43	15.75	42.68	104.83	-46.40	100	195 Peak	Vertical
9	5991.50	58.09	15.06	43.03	68.20	-10.11	100	195 Peak	Vertical

802.11ac VHT20

CH 149 (Horizontal) Peak

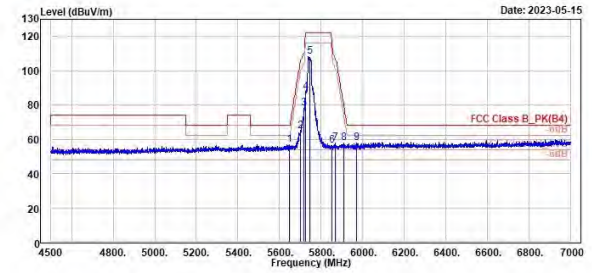
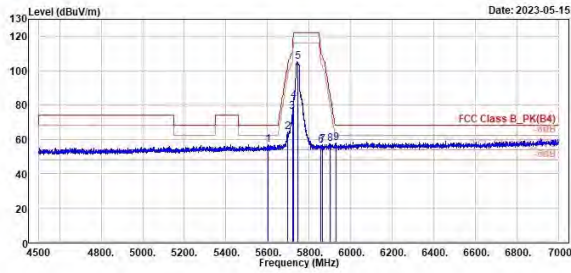
CH 149 (Vertical) Peak



TÜV Rheinland Taiwan Ltd.
No. 458-18, Sec 2, Fenlian, Linkou Dist., New Taipei City 244, Taiwan (R.O.C.)
Tel: +886-2172-1100 Fax: +886-2172-1322



TÜV Rheinland Taiwan Ltd.
No. 458-18, Sec 2, Fenlian, Linkou Dist., New Taipei City 244, Taiwan (R.O.C.)
Tel: +886-2172-1100 Fax: +886-2172-1322



Peak No.	Freq (MHz)	Level (dBuV/m)	Read Level (dBuV)	Level Factor (dB/m)	Limit Line (dBuV/m)	Over Limit (dB)	APos (cm)	TPos (deg)	Remark	Pol/Phase	Note
1	5684.50	56.69	14.46	42.23	68.20	-11.51	245	215	Peak	Horizontal	
2	5697.00	64.30	21.92	42.38	102.99	-38.69	245	215	Peak	Horizontal	
3	5715.50	76.02	33.55	42.47	110.66	-34.64	245	215	Peak	Horizontal	
4	5724.50	82.43	39.94	42.49	121.06	-38.63	245	215	Peak	Horizontal	
5	5745.00	105.07	62.49	42.58	122.20	-17.13	245	215	Peak	Horizontal	
6	5854.50	56.53	13.06	42.67	111.94	-55.41	245	215	Peak	Horizontal	
7	5866.50	55.71	14.03	42.68	107.55	-50.87	245	215	Peak	Horizontal	
8	5983.00	57.42	14.71	42.71	84.44	-27.02	245	215	Peak	Horizontal	
9	5930.00	57.65	14.81	42.84	68.20	-10.55	245	215	Peak	Horizontal	

Peak No.	Freq (MHz)	Level (dBuV/m)	Read Level (dBuV)	Level Factor (dB/m)	Limit Line (dBuV/m)	Over Limit (dB)	APos (cm)	TPos (deg)	Remark	Pol/Phase	Note
1	5646.50	56.06	14.53	42.43	68.20	-11.24	376	64	Peak	Vertical	
2	5700.00	64.98	22.61	42.37	105.20	-40.22	376	64	Peak	Vertical	
3	5718.50	78.03	35.57	42.46	110.38	-32.35	376	64	Peak	Vertical	
4	5725.00	87.37	44.88	42.49	122.20	-34.83	376	64	Peak	Vertical	
5	5745.00	108.14	65.56	42.58	122.20	-14.06	376	64	Peak	Vertical	
6	5851.50	56.53	13.06	42.67	110.78	-62.25	376	64	Peak	Vertical	
7	5867.50	57.87	15.19	42.68	107.30	-49.43	376	64	Peak	Vertical	
8	5989.50	57.87	15.13	42.74	79.64	-21.77	376	64	Peak	Vertical	
9	5969.00	58.01	15.03	42.98	68.20	-10.19	376	64	Peak	Vertical	

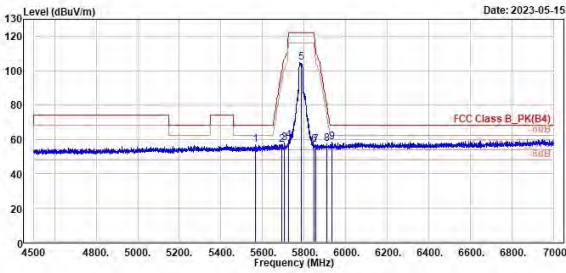
802.11ac VHT20

CH 157 (Horizontal) Peak

CH 157 (Vertical) Peak



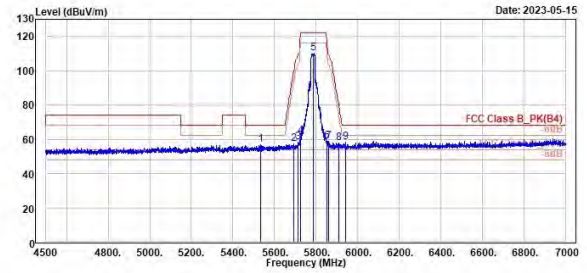
TÜV Rheinland Taiwan Ltd.
No. 458-18, Sec 2, Fenhiao, Linkou Dist., New Taipei City 244, Taiwan(R.O.C.)
Tel: +886-2172-1100 Fax: +886-2172-1322



Peak	Freq (MHz)	Level (dBuV/m)	Read Level (dBuV)	Factor (dB/m)	Limit (dBuV/m)	Over (dB)	Apos (cm)	TPos (deg)	Remark	Pol/Phase	Note
1	5567.00	56.67	14.41	42.26	68.20	-11.53	214	218	Peak	Horizontal	
2	5693.50	57.02	14.64	42.38	100.41	-43.39	214	218	Peak	Horizontal	
3	5704.00	57.68	15.28	42.40	106.32	-48.64	214	218	Peak	Horizontal	
4	5725.00	59.14	16.65	42.49	122.20	-63.06	214	218	Peak	Horizontal	
5	5785.00	104.61	61.91	42.70	122.20	-17.59	214	218	Peak	Horizontal	
6	5856.00	56.69	14.02	42.67	122.20	-65.51	214	218	Peak	Horizontal	
7	5856.00	56.78	14.11	42.67	119.52	-53.74	214	218	Peak	Horizontal	
8	5911.00	57.58	14.84	42.74	78.53	-20.95	214	218	Peak	Horizontal	
9	5935.00	58.29	15.43	42.86	68.20	-9.91	214	218	Peak	Horizontal	



TÜV Rheinland Taiwan Ltd.
No. 458-18, Sec 2, Fenhiao, Linkou Dist., New Taipei City 244, Taiwan(R.O.C.)
Tel: +886-2172-1100 Fax: +886-2172-1322



Peak	Freq (MHz)	Level (dBuV/m)	Read Level (dBuV)	Factor (dB/m)	Limit (dBuV/m)	Over (dB)	Apos (cm)	TPos (deg)	Remark	Pol/Phase	Note
1	5532.00	56.69	14.38	42.31	68.20	-11.51	307	66	Peak	Vertical	
2	5691.50	57.11	14.72	42.39	98.93	-41.82	307	66	Peak	Vertical	
3	5713.50	58.30	15.87	42.43	108.98	-50.68	307	66	Peak	Vertical	
4	5724.50	61.83	19.34	42.49	121.06	-59.23	307	66	Peak	Vertical	
5	5785.00	110.09	67.39	42.70	122.20	-12.11	307	66	Peak	Vertical	
6	5856.50	58.91	16.24	42.67	121.06	-62.15	307	66	Peak	Vertical	
7	5861.50	59.00	16.33	42.67	108.98	-49.98	307	66	Peak	Vertical	
8	5908.00	58.04	15.31	42.73	80.74	-22.70	307	66	Peak	Vertical	
9	5943.00	58.29	15.40	42.89	68.20	-9.91	307	66	Peak	Vertical	

802.11ac VHT20

CH 165 (Horizontal) Peak

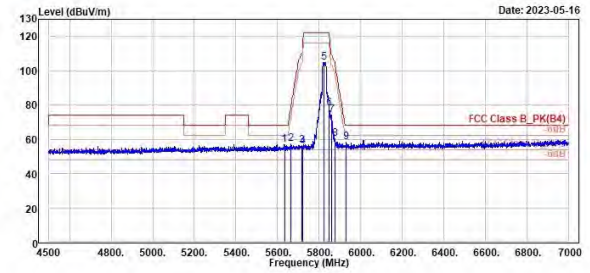
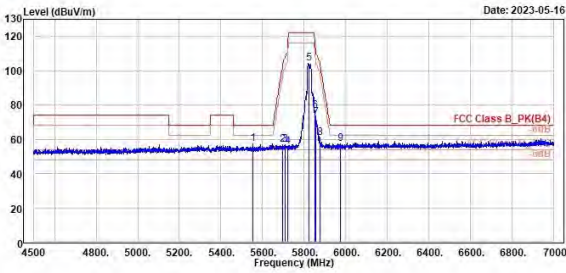
CH 165 (Vertical) Peak



TÜV Rheinland Taiwan Ltd.
No. 438-18, Sec 2, Fenlian, Linkou Dist., New Taipei City 244, Taiwan(R.O.C.)
Tel: +886-2172-1100 Fax: +886-2172-1322



TÜV Rheinland Taiwan Ltd.
No. 438-18, Sec 2, Fenlian, Linkou Dist., New Taipei City 244, Taiwan(R.O.C.)
Tel: +886-2172-1100 Fax: +886-2172-1322



Peak No.	Freq (MHz)	Level (dBuV/m)	Read Level (dBuV)	Factor (dB/m)	Limit (dBuV/m)	Over (dB)	APos (cm)	TPos (deg)	Remark	Pol/Phase	Note
1	5552.00	57.30	15.02	42.28	68.20	-10.90	104	225	Peak	Horizontal	
2	5696.00	57.09	14.71	42.38	102.25	-45.16	104	225	Peak	Horizontal	
3	5709.00	56.62	14.20	42.42	107.72	-51.10	104	225	Peak	Horizontal	
4	5720.50	55.98	13.51	42.47	111.94	-55.96	104	225	Peak	Horizontal	
5	5825.00	104.14	61.44	42.70	122.20	-18.06	104	225	Peak	Horizontal	
6	5852.00	76.70	34.03	42.67	117.64	-40.94	104	225	Peak	Horizontal	
7	5855.00	72.70	30.03	42.67	110.60	-38.10	104	225	Peak	Horizontal	
8	5875.00	60.64	17.96	42.68	105.20	-44.56	104	225	Peak	Horizontal	
9	5973.00	57.45	14.46	42.99	68.20	-10.75	104	225	Peak	Horizontal	

Peak No.	Freq (MHz)	Level (dBuV/m)	Read Level (dBuV)	Factor (dB/m)	Limit (dBuV/m)	Over (dB)	APos (cm)	TPos (deg)	Remark	Pol/Phase	Note
1	5639.50	56.89	14.53	42.36	68.20	-11.31	100	191	Peak	Vertical	
2	5669.50	57.11	14.69	42.42	78.22	-21.11	100	191	Peak	Vertical	
3	5718.00	56.58	14.12	42.46	110.24	-53.66	100	191	Peak	Vertical	
4	5720.50	55.89	13.42	42.47	111.94	-56.05	100	191	Peak	Vertical	
5	5825.00	104.00	62.10	42.70	122.20	-17.40	100	191	Peak	Vertical	
6	5850.00	77.96	35.29	42.67	122.20	-44.24	100	191	Peak	Vertical	
7	5859.50	74.14	31.47	42.67	109.54	-35.40	100	191	Peak	Vertical	
8	5875.00	60.17	17.49	42.68	104.83	-44.66	100	191	Peak	Vertical	
9	5930.00	58.21	15.37	42.84	68.20	-9.99	100	191	Peak	Vertical	

802.11ac VHT40

CH 151 (Horizontal) Peak

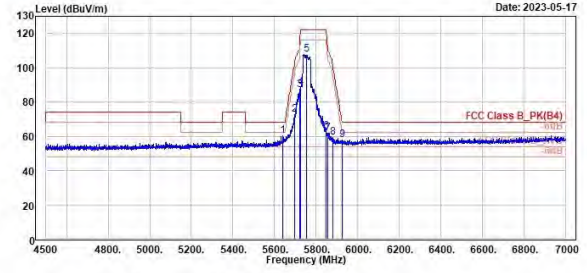
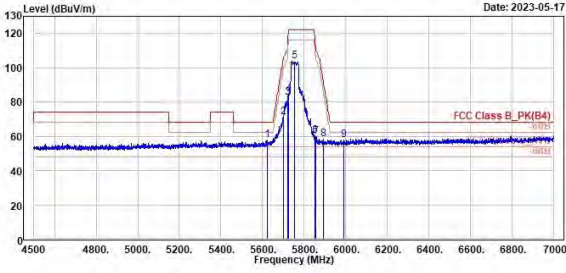
CH 151 (Vertical) Peak



TÜV Rheinland Taiwan Ltd.
No. 438-18, Sec 2, Fenlian, Linkou Dist., New Taipei City 244, Taiwan(R.O.C.)
Tel: +886-2172-1100 Fax: +886-2172-1322



TÜV Rheinland Taiwan Ltd.
No. 438-18, Sec 2, Fenlian, Linkou Dist., New Taipei City 244, Taiwan(R.O.C.)
Tel: +886-2172-1100 Fax: +886-2172-1322



Peak	Freq MHz	Level dBuV/m	Read Level Factor	Limit Line	Over Limit	APos cm	TPos deg	Remark	Pol/Phase	Note
1	5624.00	57.75	15.42	42.33	68.20	-18.45	100	223 Peak	Horizontal	
2	5780.00	71.35	28.98	42.37	105.29	-33.85	100	223 Peak	Horizontal	
3	5720.00	82.70	40.23	42.47	110.80	-28.10	100	223 Peak	Horizontal	
4	5724.00	84.77	42.28	42.49	119.92	-35.15	100	223 Peak	Horizontal	
5	5755.00	103.60	60.98	42.62	122.20	-18.60	100	223 Peak	Horizontal	
6	5856.00	60.44	17.77	42.67	121.06	-08.62	100	223 Peak	Horizontal	
7	5855.00	69.01	17.34	42.67	119.66	-09.65	100	223 Peak	Horizontal	
8	5894.50	58.14	15.45	42.69	90.73	-32.59	100	223 Peak	Horizontal	
9	5992.00	57.69	14.65	43.04	68.20	-19.51	100	223 Peak	Horizontal	

Peak	Freq MHz	Level dBuV/m	Read Level Factor	Limit Line	Over Limit	APos cm	TPos deg	Remark	Pol/Phase	Note
1	5641.00	60.20	17.88	42.40	68.20	-8.00	348	66 Peak	Vertical	
2	5696.00	72.78	30.40	42.38	102.25	-29.47	348	66 Peak	Vertical	
3	5720.00	86.94	44.47	42.47	110.80	-23.86	348	66 Peak	Vertical	
4	5724.00	88.48	45.99	42.49	119.92	-31.44	348	66 Peak	Vertical	
5	5755.00	107.63	65.01	42.62	122.20	-14.57	348	66 Peak	Vertical	
6	5856.00	62.67	20.00	42.67	122.20	-59.53	348	66 Peak	Vertical	
7	5857.00	61.98	19.31	42.67	119.24	-48.26	348	66 Peak	Vertical	
8	5880.50	59.34	16.65	42.69	101.11	-41.77	348	66 Peak	Vertical	
9	5926.00	57.96	15.15	42.81	68.20	-10.24	348	66 Peak	Vertical	

802.11ac VHT40

CH 159 (Horizontal) Peak

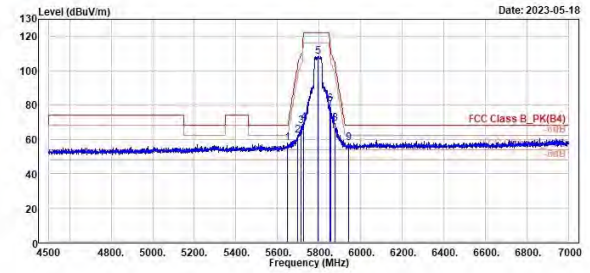
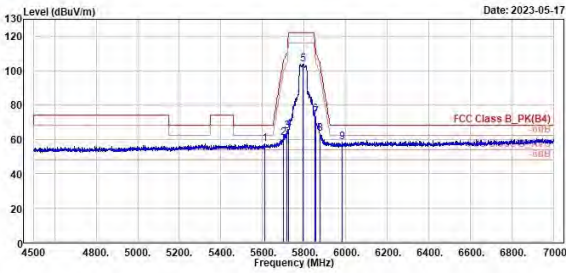
CH 159 (Vertical) Peak



TÜV Rheinland Taiwan Ltd.
No. 458-18, Sec 2, Fenlian, Linkou Dist., New Taipei City 244, Taiwan(R.O.C.)
Tel: +886-2172-1100 Fax: +886-2172-1322



TÜV Rheinland Taiwan Ltd.
No. 458-18, Sec 2, Fenlian, Linkou Dist., New Taipei City 244, Taiwan(R.O.C.)
Tel: +886-2172-1100 Fax: +886-2172-1322



Peak	Freq	Level	Read	Limit	Over	APos	TPos	Remark	Pol/Phase	Note
	MHz	dBuV/m	dBuV	dB/m	dBuV/m	dB	cm	deg		
1	5618.58	57.58	15.24	42.26	68.28	-18.70	100	222	Peak	Horizontal
2	5798.00	69.65	18.28	42.37	105.29	-44.55	100	222	Peak	Horizontal
3	5718.58	64.83	22.37	42.46	110.38	-45.55	100	222	Peak	Horizontal
4	5724.00	65.68	23.11	42.49	119.92	-54.32	100	222	Peak	Horizontal
5	5795.00	103.72	61.00	42.72	122.20	-18.48	100	222	Peak	Horizontal
6	5851.00	74.88	32.21	42.67	119.92	-45.04	100	222	Peak	Horizontal
7	5855.58	72.88	30.31	42.67	119.66	-37.68	100	222	Peak	Horizontal
8	5877.58	63.47	20.79	42.68	103.34	-39.87	100	222	Peak	Horizontal
9	5984.58	58.12	15.10	43.02	68.20	-19.08	100	222	Peak	Horizontal

Peak	Freq	Level	Read	Limit	Over	APos	TPos	Remark	Pol/Phase	Note
	MHz	dBuV/m	dBuV	dB/m	dBuV/m	dB	cm	deg		
1	5688.58	57.69	15.26	42.43	68.20	-18.51	295	58	Peak	Vertical
2	5695.00	62.23	19.85	42.38	101.51	-39.28	295	58	Peak	Vertical
3	5711.58	67.85	25.42	42.43	108.42	-49.57	295	58	Peak	Vertical
4	5724.58	69.46	26.97	42.49	121.06	-51.60	295	58	Peak	Vertical
5	5795.00	108.25	65.53	42.72	122.20	-13.95	295	58	Peak	Vertical
6	5851.58	88.69	38.82	42.67	118.78	-38.09	295	58	Peak	Vertical
7	5855.58	78.74	36.87	42.67	119.66	-31.92	295	58	Peak	Vertical
8	5875.00	69.09	26.41	42.68	105.20	-36.11	295	58	Peak	Vertical
9	5941.00	57.88	14.92	42.88	68.20	-18.40	295	58	Peak	Vertical

802.11ac VHT80

CH 155 (Horizontal) Peak

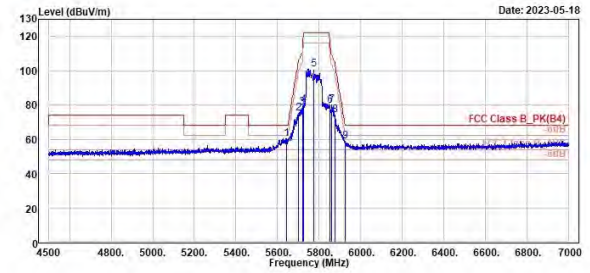
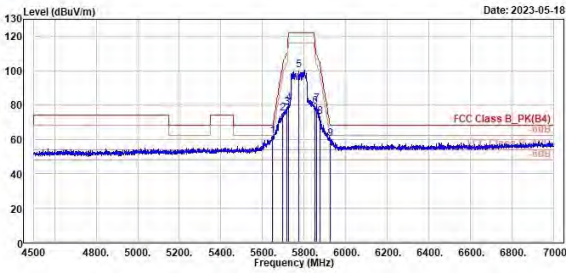
CH 155 (Vertical) Peak



TÜV Rheinland Taiwan Ltd.
No. 458-18, Sec 2, Fenlian, Linkou Dist., New Taipei City 244, Taiwan(R.O.C.)
Tel: +886-2172-1100 Fax: +886-2172-1322



TÜV Rheinland Taiwan Ltd.
No. 458-18, Sec 2, Fenlian, Linkou Dist., New Taipei City 244, Taiwan(R.O.C.)
Tel: +886-2172-1100 Fax: +886-2172-1322



Peak	Freq	Level	Read	Limit	Over	Apos	TPos	Remark	Pol/Phase	Note
	MHz	dBuV/m	dBuV	dB/m	dBuV/m	dB	cm	deg		
1	5648.58	61.71	15.28	42.43	68.20	-6.49	115	224 Peak	Horizontal	
2	5697.58	75.28	32.91	42.38	103.36	-28.07	115	224 Peak	Horizontal	
3	5715.00	78.80	36.33	42.47	110.52	-31.72	115	224 Peak	Horizontal	
4	5725.00	80.90	38.41	42.49	122.20	-41.30	115	224 Peak	Horizontal	
5	5775.00	100.30	57.63	42.67	122.20	-21.90	115	224 Peak	Horizontal	
6	5856.58	78.98	36.31	42.67	121.06	-42.08	115	224 Peak	Horizontal	
7	5859.00	88.46	37.79	42.67	109.68	-29.22	115	224 Peak	Horizontal	
8	5876.00	73.15	30.47	42.68	104.46	-31.31	115	224 Peak	Horizontal	
9	5925.00	60.35	17.54	42.81	68.20	-7.85	115	224 Peak	Horizontal	

Peak	Freq	Level	Read	Limit	Over	Apos	TPos	Remark	Pol/Phase	Note
	MHz	dBuV/m	dBuV	dB/m	dBuV/m	dB	cm	deg		
1	5642.00	68.24	17.83	42.41	68.20	-7.96	377	147 Peak	Vertical	
2	5699.58	75.27	32.90	42.37	104.83	-29.56	377	147 Peak	Vertical	
3	5719.58	78.53	36.06	42.47	110.66	-32.13	377	147 Peak	Vertical	
4	5725.00	80.18	37.69	42.49	122.20	-42.02	377	147 Peak	Vertical	
5	5775.00	100.96	58.29	42.67	122.20	-21.24	377	147 Peak	Vertical	
6	5856.58	79.52	36.85	42.67	121.06	-41.54	377	147 Peak	Vertical	
7	5859.00	79.94	37.27	42.67	109.68	-29.74	377	147 Peak	Vertical	
8	5876.00	74.22	31.54	42.68	104.46	-30.24	377	147 Peak	Vertical	
9	5926.00	58.75	15.94	42.81	68.20	-9.45	377	147 Peak	Vertical	

Spurious Emissions, Tx Mode, 1GHz ~ 40GHz
U-NII-1

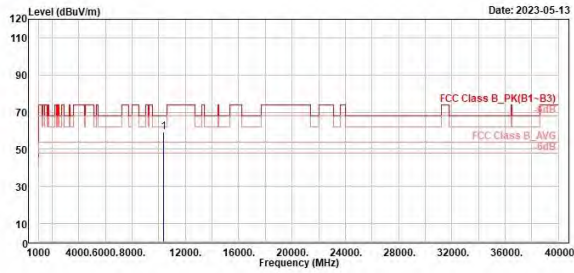
802.11a

CH 36 (Horizontal)

CH 36 (Vertical)



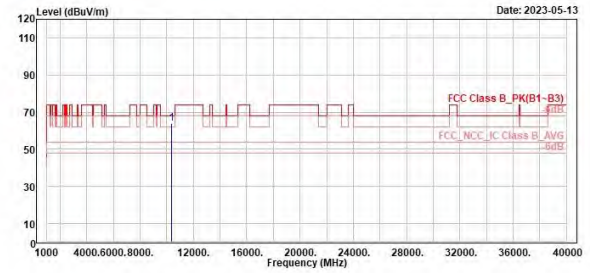
TUV Rheinland Taiwan Ltd.
No. 458-18, Sec 2, Fenliao, Linkou Dist., New Taipei City 244, Taiwan(R.O.C.)
Tel: +886-2172-1100 Fax: +886-2172-1322



1	Freq	Level	Read	Limit	Over	APos	TPos	Remark	Pol/Phase	Note
	MHz	dBuV/m	dBuV	dB/m	dBuV/m	dB	cm	deg		
1	10360.00	59.23	63.94	-4.71	68.20	-8.97	100	276 Peak	Horizontal	



TUV Rheinland Taiwan Ltd.
No. 458-18, Sec 2, Fenliao, Linkou Dist., New Taipei City 244, Taiwan(R.O.C.)
Tel: +886-2172-1100 Fax: +886-2172-1322



1	Freq	Level	Read	Limit	Over	APos	TPos	Remark	Pol/Phase	Note
	MHz	dBuV/m	dBuV	dB/m	dBuV/m	dB	cm	deg		
1	10360.00	63.95	68.66	-4.71	68.20	-4.25	100	276 Peak	Vertical	

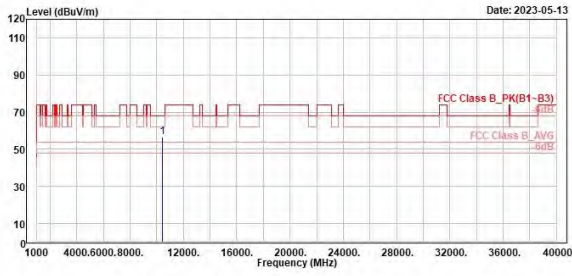
802.11a

CH 40 (Horizontal)

CH 40 (Vertical)



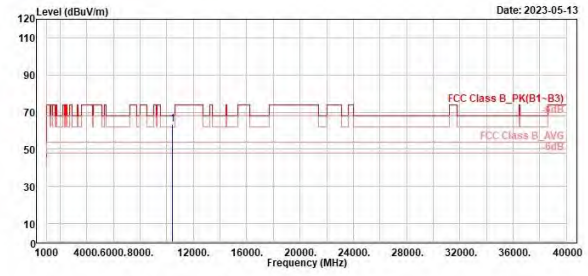
TUV Rheinland Taiwan Ltd.
No. 438-18, Sec 2, Fenliao, Linkou Dist., New Taipei City 244, Taiwan(R.O.C.)
Tel: +886-2172-1100 Fax: +886-2172-1322



1	10400.00	56.73	61.35	-4.62	68.20	-11.47	100	281	Peak	Horizontal
---	----------	-------	-------	-------	-------	--------	-----	-----	------	------------



TUV Rheinland Taiwan Ltd.
No. 438-18, Sec 2, Fenliao, Linkou Dist., New Taipei City 244, Taiwan(R.O.C.)
Tel: +886-2172-1100 Fax: +886-2172-1322



1	10400.00	63.50	68.12	-4.62	68.20	-4.70	254	62	Peak	Vertical
---	----------	-------	-------	-------	-------	-------	-----	----	------	----------

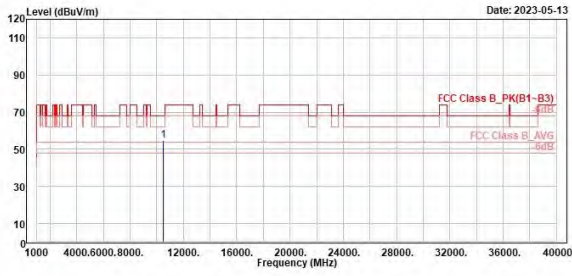
802.11a

CH 48 (Horizontal)

CH 48 (Vertical)



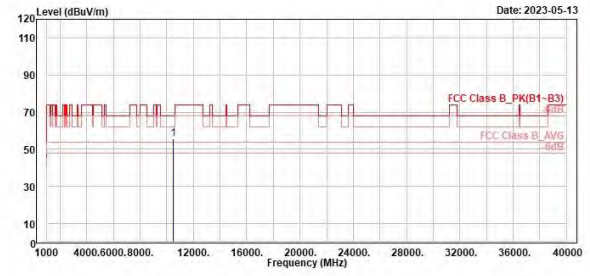
TUV Rheinland Taiwan Ltd.
No. 458-18, Sec 2, Fenliao, Linkou Dist., New Taipei City 244, Taiwan(R.O.C.)
Tel: +886-2172-1100 Fax: +886-2172-1322



1	Freq	Level	Read Level	Factor	Limit Line	Over Limit	APos	TPos	Remark	Pol/Phase	Note
	MHz	dBuV/m	dBuV	dB/m	dBuV/m	dB	cm	deg			
1	10488.00	54.54	58.98	-4.36	68.20	-13.66	200	233	Peak	Horizontal	



TUV Rheinland Taiwan Ltd.
No. 458-18, Sec 2, Fenliao, Linkou Dist., New Taipei City 244, Taiwan(R.O.C.)
Tel: +886-2172-1100 Fax: +886-2172-1322



1	Freq	Level	Read Level	Factor	Limit Line	Over Limit	APos	TPos	Remark	Pol/Phase	Note
	MHz	dBuV/m	dBuV	dB/m	dBuV/m	dB	cm	deg			
1	10488.00	55.67	60.83	-4.36	68.20	-12.53	400	340	Peak	Vertical	

802.11ac VHT20

CH 36 (Horizontal)

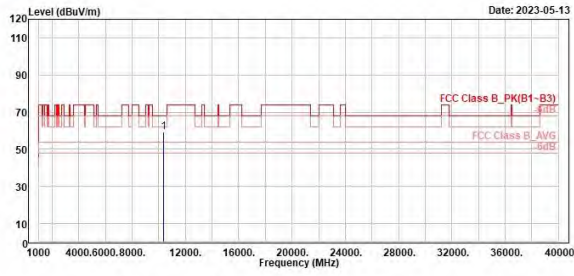
CH 36 (Vertical)



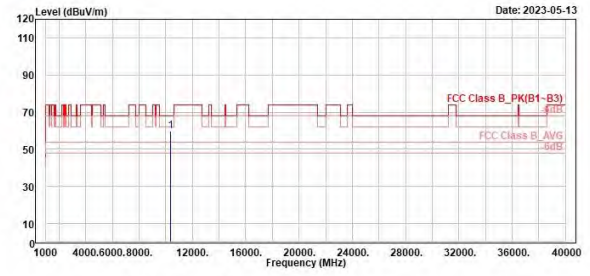
TUV Rheinland Taiwan Ltd.
No. 458-18, Sec 2, Fenliao, Linkou Dist., New Taipei City 244, Taiwan(R.O.C.)
Tel: +886-2172-1100 Fax: +886-2172-1322



TUV Rheinland Taiwan Ltd.
No. 458-18, Sec 2, Fenliao, Linkou Dist., New Taipei City 244, Taiwan(R.O.C.)
Tel: +886-2172-1100 Fax: +886-2172-1322



1	Freq	Level	Read Level	Factor	Limit Line	Over Limit	APos	TPos	Remark	Pol/Phase	Note
	MHz	dBuV/m	dBuV	dB/m	dBuV/m	dB	cm	deg			
1	10360.00	59.18	63.89	-4.71	68.20	-9.02	200	215	Peak	Horizontal	



1	Freq	Level	Read Level	Factor	Limit Line	Over Limit	APos	TPos	Remark	Pol/Phase	Note
	MHz	dBuV/m	dBuV	dB/m	dBuV/m	dB	cm	deg			
1	10360.00	59.62	64.33	-4.71	68.20	-8.58	135	203	Peak	Vertical	

802.11ac VHT20

CH 40 (Horizontal)

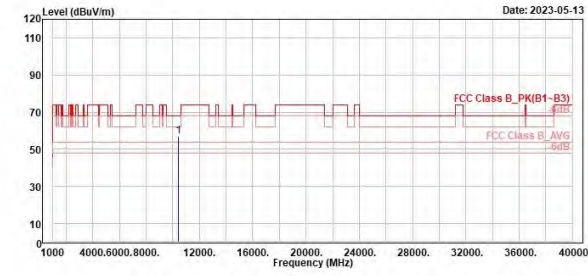
CH 40 (Vertical)



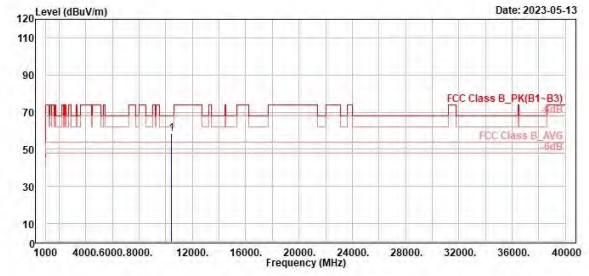
TÜV Rheinland Taiwan Ltd.
No. 458-18, Sec 2, Fenliiao, Linkou Dist., New Taipei City 244, Taiwan(R.O.C.)
Tel: +886-2172-1100 Fax: +886-2172-1322



TÜV Rheinland Taiwan Ltd.
No. 458-18, Sec 2, Fenliiao, Linkou Dist., New Taipei City 244, Taiwan(R.O.C.)
Tel: +886-2172-1100 Fax: +886-2172-1322



1	10400.00	57.07	61.69	-4.62	68.20	-11.13	200	214	Peak	Horizontal
---	----------	-------	-------	-------	-------	--------	-----	-----	------	------------



1	10400.00	58.54	63.16	-4.62	68.20	-9.66	115	175	Peak	Vertical
---	----------	-------	-------	-------	-------	-------	-----	-----	------	----------

802.11ac VHT20

CH 48 (Horizontal)

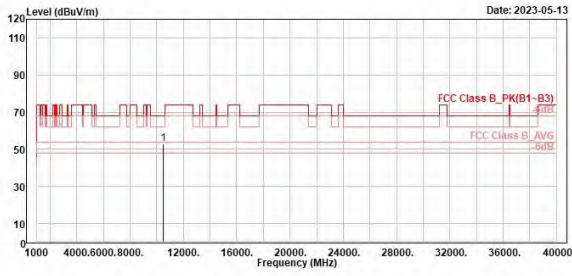
CH 48 (Vertical)



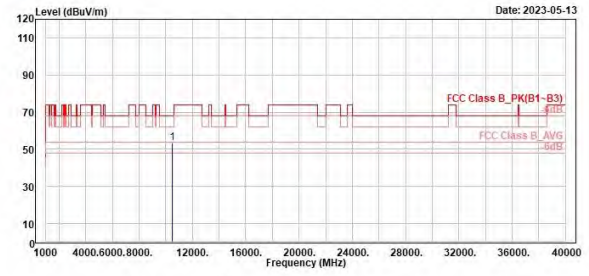
TÜV Rheinland Taiwan Ltd.
No. 458-18, Sec 2, Fenliao, Linkou Dist., New Taipei City 244, Taiwan(R.O.C.)
Tel: +886-2172-1100 Fax: +886-2172-1322



TÜV Rheinland Taiwan Ltd.
No. 458-18, Sec 2, Fenliao, Linkou Dist., New Taipei City 244, Taiwan(R.O.C.)
Tel: +886-2172-1100 Fax: +886-2172-1322



1	10488.00	52.89	57.25	-4.36	68.20	-15.31	200	215	Peak	Horizontal
---	----------	-------	-------	-------	-------	--------	-----	-----	------	------------



1	10488.00	53.29	57.65	-4.36	68.20	-14.91	200	65	Peak	Vertical
---	----------	-------	-------	-------	-------	--------	-----	----	------	----------

802.11ac VHT40

CH 38 (Horizontal)

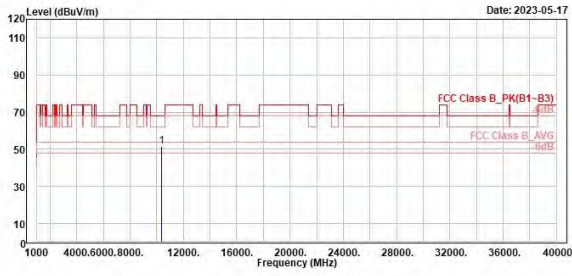
CH 38 (Vertical)



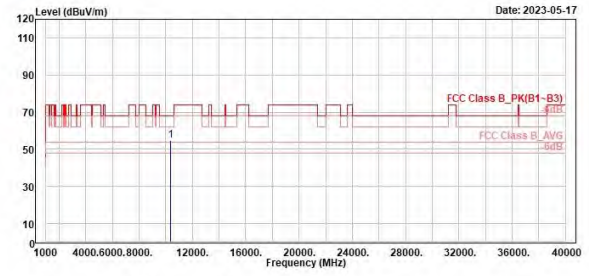
TUV Rheinland Taiwan Ltd.
No. 438-18, Sec 2, Fenliiao, Linkou Dist., New Taipei City 244, Taiwan(R.O.C.)
Tel: +886-2172-1100 Fax: +886-2172-1322



TUV Rheinland Taiwan Ltd.
No. 438-18, Sec 2, Fenliiao, Linkou Dist., New Taipei City 244, Taiwan(R.O.C.)
Tel: +886-2172-1100 Fax: +886-2172-1322



1	10380.00	51.49	56.15	-4.66	68.20	-16.71	100	272	Peak	Horizontal
---	----------	-------	-------	-------	-------	--------	-----	-----	------	------------



1	10380.00	54.97	59.63	-4.66	68.20	-13.23	300	303	Peak	Vertical
---	----------	-------	-------	-------	-------	--------	-----	-----	------	----------

802.11ac VHT40

CH 46 (Horizontal)

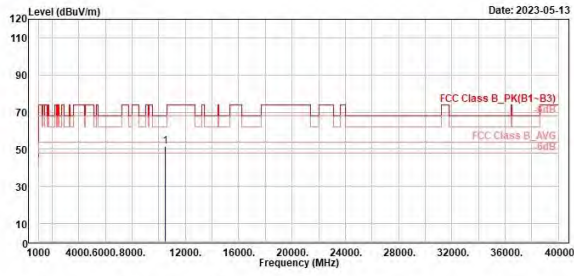
CH 46 (Vertical)



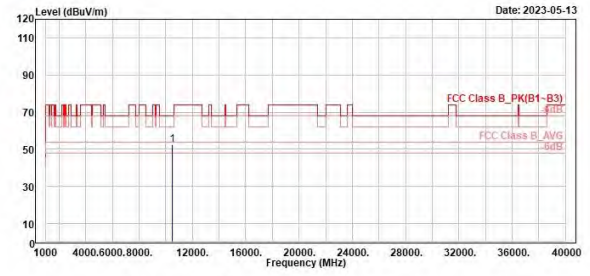
TUV Rheinland Taiwan Ltd.
No. 438-18, Sec 2, Fenliao, Linkou Dist., New Taipei City 244, Taiwan(R.O.C.)
Tel: +886-2172-1100 Fax: +886-2172-1322



TUV Rheinland Taiwan Ltd.
No. 438-18, Sec 2, Fenliao, Linkou Dist., New Taipei City 244, Taiwan(R.O.C.)
Tel: +886-2172-1100 Fax: +886-2172-1322



1	10460.00	51.40	55.82	-4.42	68.20	-16.80	400	316	Peak	Horizontal
---	----------	-------	-------	-------	-------	--------	-----	-----	------	------------



1	10460.00	52.55	56.97	-4.42	68.20	-15.65	300	154	Peak	Vertical
---	----------	-------	-------	-------	-------	--------	-----	-----	------	----------

802.11ac VHT80

CH 42 (Horizontal)

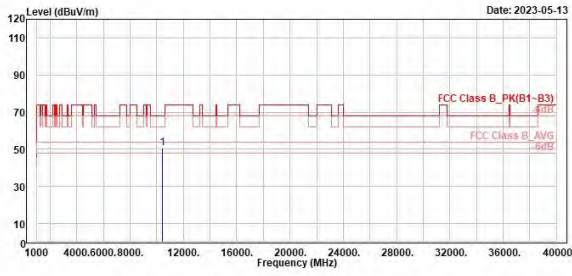
CH 42 (Vertical)



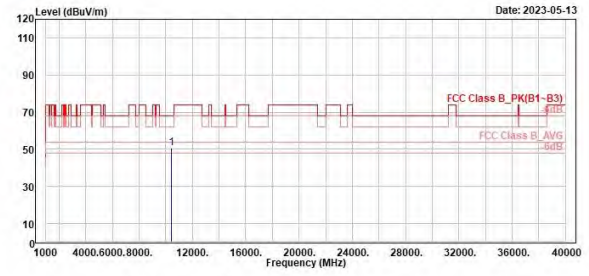
TÜV Rheinland Taiwan Ltd.
No. 438-18, Sec 2, Fenliao, Linkou Dist., New Taipei City 244, Taiwan(R.O.C.)
Tel: +886-2172-1100 Fax: +886-2172-1322



TÜV Rheinland Taiwan Ltd.
No. 438-18, Sec 2, Fenliao, Linkou Dist., New Taipei City 244, Taiwan(R.O.C.)
Tel: +886-2172-1100 Fax: +886-2172-1322



1	10420.00	50.87	55.42	-4.55	68.20	-17.33	200	215	Peak	Horizontal
---	----------	-------	-------	-------	-------	--------	-----	-----	------	------------



1	10420.00	50.51	55.06	-4.55	68.20	-17.69	200	66	Peak	Vertical
---	----------	-------	-------	-------	-------	--------	-----	----	------	----------

U-NII-2A

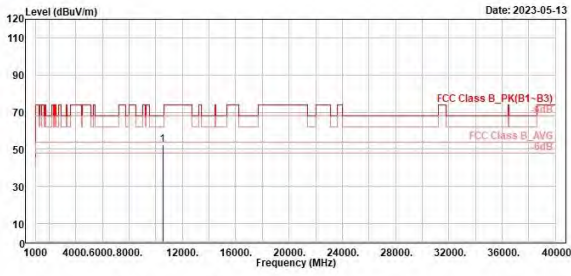
802.11a

CH 52 (Horizontal)

CH 52 (Vertical)



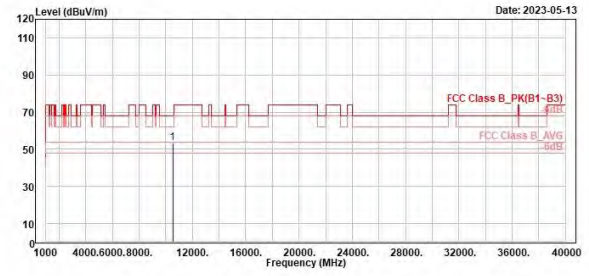
TUV Rheinland Taiwan Ltd.
No. 458-18, Sec 2, Fenliiao, Linkou Dist., New Taipei City 244, Taiwan(R.O.C.)
Tel: +886-2172-1100 Fax: +886-2172-1322



1	10520.00	52.32	56.61	-4.29	68.20	-15.88	300	183	Peak	Horizontal
---	----------	-------	-------	-------	-------	--------	-----	-----	------	------------



TUV Rheinland Taiwan Ltd.
No. 458-18, Sec 2, Fenliiao, Linkou Dist., New Taipei City 244, Taiwan(R.O.C.)
Tel: +886-2172-1100 Fax: +886-2172-1322



1	10520.00	53.59	57.88	-4.29	68.20	-14.61	300	229	Peak	Vertical
---	----------	-------	-------	-------	-------	--------	-----	-----	------	----------

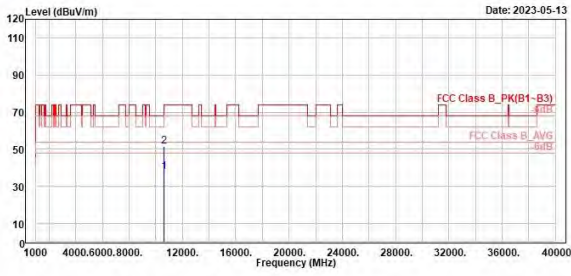
802.11a

CH 60 (Horizontal)

CH 60 (Vertical)



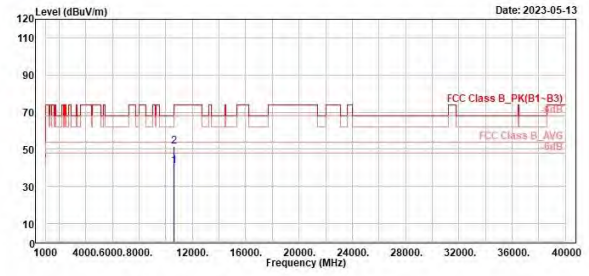
TUV Rheinland Taiwan Ltd.
No. 458-18, Sec 2, Fenliiao, Linkou Dist., New Taipei City 244, Taiwan(R.O.C.)
Tel: +886-2172-1100 Fax: +886-2172-1322



Line	Freq	Level	Read Level	Factor	Limit	Over	APos	TPos	Remark	Pol/Phase	Note
	MHz	dBuV/m	dBuV	dB/m	dBuV/m	dB	cm	deg			
1	10690.00	37.91	42.15	-4.24	54.00	-16.09	100	275	Average	Horizontal	
2	10690.00	51.45	55.69	-4.24	74.00	-22.55	100	275	Peak	Horizontal	



TUV Rheinland Taiwan Ltd.
No. 458-18, Sec 2, Fenliiao, Linkou Dist., New Taipei City 244, Taiwan(R.O.C.)
Tel: +886-2172-1100 Fax: +886-2172-1322



Line	Freq	Level	Read Level	Factor	Limit	Over	APos	TPos	Remark	Pol/Phase	Note
	MHz	dBuV/m	dBuV	dB/m	dBuV/m	dB	cm	deg			
1	10690.00	40.86	45.10	-4.24	54.00	-13.14	169	181	Average	Vertical	
2	10690.00	51.52	55.76	-4.24	74.00	-22.48	169	181	Peak	Vertical	

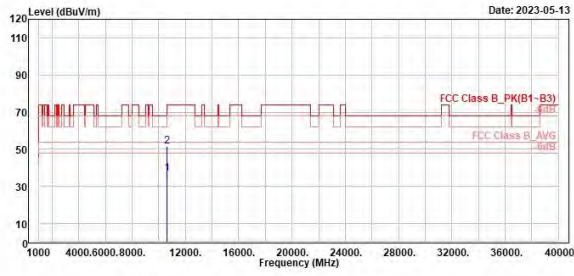
802.11a

CH 64 (Horizontal)

CH 64 (Vertical)



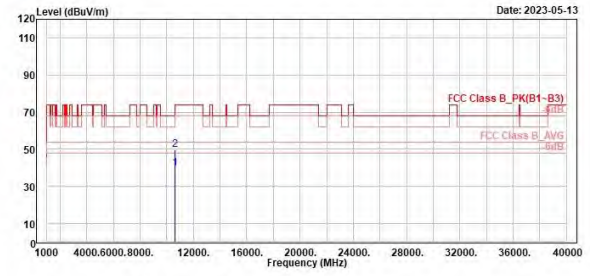
TUV Rheinland Taiwan Ltd.
No. 458-18, Sec 2, Fenliiao, Linkou Dist., New Taipei City 244, Taiwan(R.O.C.)
Tel: +886-2172-1100 Fax: +886-2172-1322



Read	Limit	Over	APos	TPos	Remark	Pol/Phase	Note		
Freq	Level	Level	Factor	Line	Limit				
MHz	dBuV/m	dBuV	dB/m	dBuV/m	dB	cm	deg		
1	10640.00	36.83	40.97	-4.14	54.00	-17.17	186	278 Average	Horizontal
2	10640.00	51.70	55.84	-4.14	74.00	-22.30	186	278 Peak	Horizontal



TUV Rheinland Taiwan Ltd.
No. 458-18, Sec 2, Fenliiao, Linkou Dist., New Taipei City 244, Taiwan(R.O.C.)
Tel: +886-2172-1100 Fax: +886-2172-1322



Read	Limit	Over	APos	TPos	Remark	Pol/Phase	Note		
Freq	Level	Level	Factor	Line	Limit				
MHz	dBuV/m	dBuV	dB/m	dBuV/m	dB	cm	deg		
1	10640.00	39.64	43.78	-4.14	54.00	-14.36	178	173 Average	Vertical
2	10640.00	49.65	53.79	-4.14	74.00	-24.35	178	173 Peak	Vertical

802.11ac VHT20

CH 52 (Horizontal)

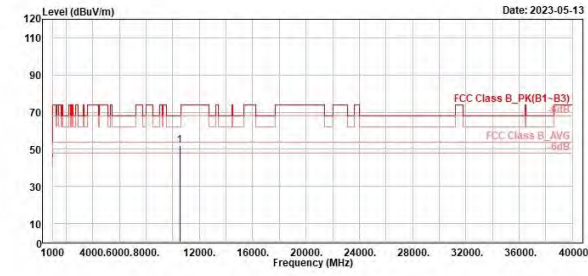
CH 52 (Vertical)



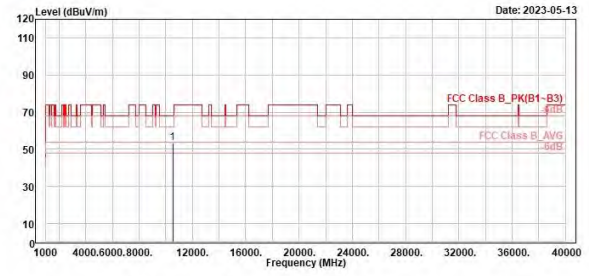
TUV Rheinland Taiwan Ltd.
No. 438-18, Sec 2, Fenliao, Linkou Dist., New Taipei City 244, Taiwan(R.O.C.)
Tel: +886-2172-1100 Fax: +886-2172-1322



TUV Rheinland Taiwan Ltd.
No. 438-18, Sec 2, Fenliao, Linkou Dist., New Taipei City 244, Taiwan(R.O.C.)
Tel: +886-2172-1100 Fax: +886-2172-1322



Freq	Level	Read	Limit	Over	APos	TPos	Remark	Pol/Phase	Note
MHz	dBuV/m	dBuV	dB/m	dBuV/m	dB	cm	deg		
1 10520.00	51.81	56.18	-4.29	68.20	-16.39	200	204 Peak	Horizontal	



Freq	Level	Read	Limit	Over	APos	TPos	Remark	Pol/Phase	Note
MHz	dBuV/m	dBuV	dB/m	dBuV/m	dB	cm	deg		
1 10520.00	53.60	57.89	-4.29	68.20	-14.60	196	170 Peak	Vertical	

802.11ac VHT20

CH 60 (Horizontal)

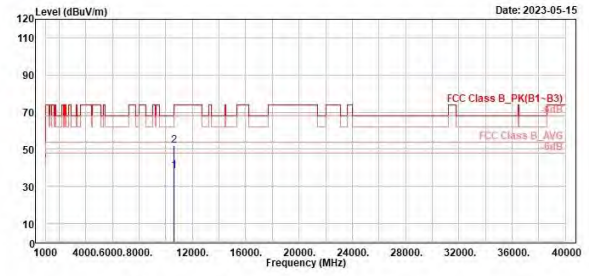
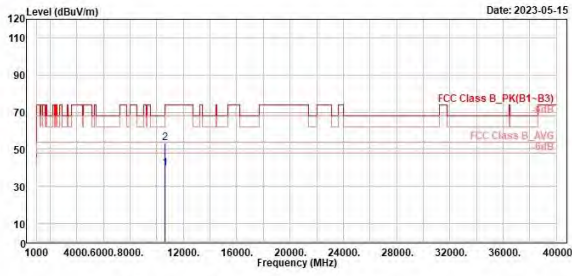
CH 60 (Vertical)



TUV Rheinland Taiwan Ltd.
No. 458-18, Sec 2, Fenliao, Linkou Dist., New Taipei City 244, Taiwan(R.O.C.)
Tel: +886-2172-1100 Fax: +886-2172-1322



TUV Rheinland Taiwan Ltd.
No. 458-18, Sec 2, Fenliao, Linkou Dist., New Taipei City 244, Taiwan(R.O.C.)
Tel: +886-2172-1100 Fax: +886-2172-1322



Read	Limit	Over	APos	TPos	Remark	Pol/Phase	Note		
Freq	Level	Level	Factor	Line	Limit				
MHz	dBuV/m	dBuV	dB/m	dBuV/m	dB	cm	deg		
1	10690.00	39.75	43.99	-4.24	54.00	-14.25	200	222 Average	Horizontal
2	10690.00	53.27	57.51	-4.24	74.00	-20.73	200	222 Peak	Horizontal

Read	Limit	Over	APos	TPos	Remark	Pol/Phase	Note		
Freq	Level	Level	Factor	Line	Limit				
MHz	dBuV/m	dBuV	dB/m	dBuV/m	dB	cm	deg		
1	10690.00	38.43	42.67	-4.24	54.00	-15.57	300	54 Average	Vertical
2	10690.00	51.99	56.23	-4.24	74.00	-22.01	300	54 Peak	Vertical

802.11ac VHT20

CH 64 (Horizontal)

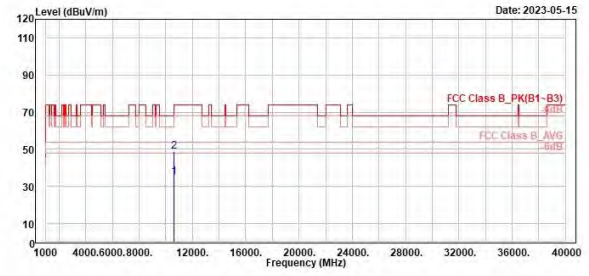
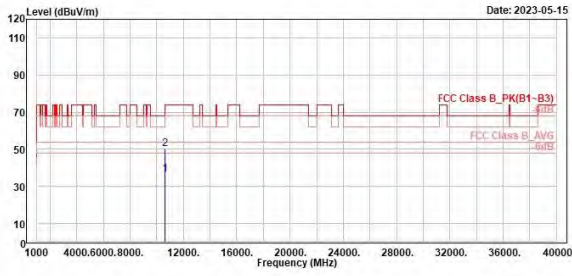
CH 64 (Vertical)



TUV Rheinland Taiwan Ltd.
No. 458-18, Sec 2, Fenliiao, Linkou Dist., New Taipei City 244, Taiwan(R.O.C.)
Tel: +886-2172-1100 Fax: +886-2172-1322



TUV Rheinland Taiwan Ltd.
No. 458-18, Sec 2, Fenliiao, Linkou Dist., New Taipei City 244, Taiwan(R.O.C.)
Tel: +886-2172-1100 Fax: +886-2172-1322



Line	Freq	Level	Read Level	Factor	Limit	Over	APos	TPos	Remark	Pol/Phase	Note
	MHz	dBuV/m	dBuV	dB/m	dBuV/m	dB	cm	deg			
1	10640.00	36.60	40.74	-4.14	54.00	-17.40	200	172	Average	Horizontal	
2	10640.00	50.15	54.29	-4.14	74.00	-23.85	200	172	Peak	Horizontal	

Line	Freq	Level	Read Level	Factor	Limit	Over	APos	TPos	Remark	Pol/Phase	Note
	MHz	dBuV/m	dBuV	dB/m	dBuV/m	dB	cm	deg			
1	10640.00	34.95	39.09	-4.14	54.00	-19.05	100	283	Average	Vertical	
2	10640.00	48.72	52.86	-4.14	74.00	-25.28	100	283	Peak	Vertical	

802.11ac VHT40

CH 54 (Horizontal)

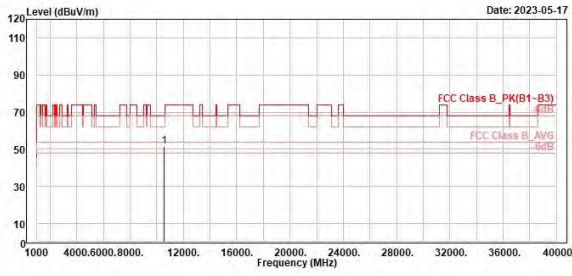
CH 54 (Vertical)



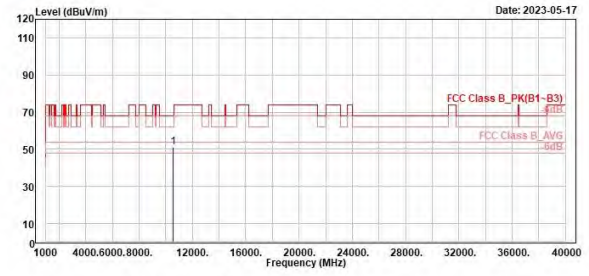
TUV Rheinland Taiwan Ltd.
No. 438-18, Sec 2, Fenliao, Linkou Dist., New Taipei City 244, Taiwan(R.O.C.)
Tel: +886-2172-1100 Fax: +886-2172-1322



TUV Rheinland Taiwan Ltd.
No. 438-18, Sec 2, Fenliao, Linkou Dist., New Taipei City 244, Taiwan(R.O.C.)
Tel: +886-2172-1100 Fax: +886-2172-1322



1	Freq	Level	Read Level	Factor	Limit Line	Over Limit	APos	TPos	Remark	Pol/Phase	Note
	MHz	dBuV/m	dBuV	dB/m	dBuV/m	dB	cm	deg			
1	10540.00	51.33	55.61	-4.28	68.20	-16.87	200	226	Peak	Horizontal	



1	Freq	Level	Read Level	Factor	Limit Line	Over Limit	APos	TPos	Remark	Pol/Phase	Note
	MHz	dBuV/m	dBuV	dB/m	dBuV/m	dB	cm	deg			
1	10540.00	51.11	55.39	-4.28	68.20	-17.09	300	224	Peak	Vertical	

802.11ac VHT40

CH 62 (Horizontal)

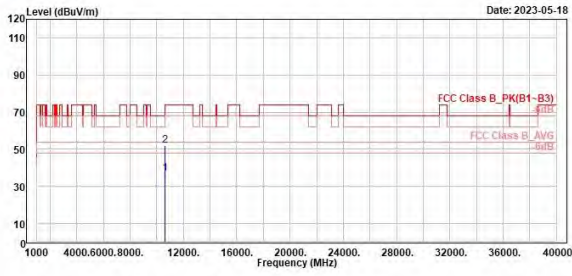
CH 62 (Vertical)



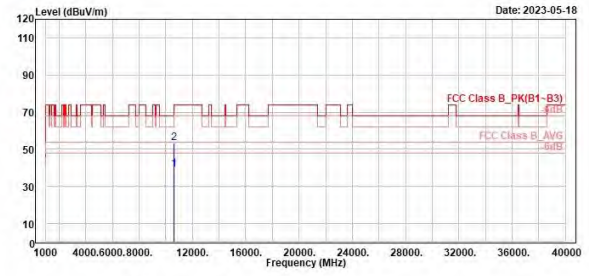
TUV Rheinland Taiwan Ltd.
No. 458-18, Sec 2, Fenliiao, Linkou Dist., New Taipei City 244, Taiwan(R.O.C.)
Tel: +886-2172-1100 Fax: +886-2172-1322



TUV Rheinland Taiwan Ltd.
No. 458-18, Sec 2, Fenliiao, Linkou Dist., New Taipei City 244, Taiwan(R.O.C.)
Tel: +886-2172-1100 Fax: +886-2172-1322



	Freq	Level	Read	Limit	Over	APos	TPos	Remark	Pol/Phase	Note
	MHz	dBuV/m	dBuV	dB/m	dBuV/m	dB	cm	deg		
1	10620.00	37.17	41.36	-4.19	54.00	-16.83	100	282 Average	Horizontal	
2	10620.00	52.11	56.30	-4.19	74.00	-21.89	100	282 Peak	Horizontal	



	Freq	Level	Read	Limit	Over	APos	TPos	Remark	Pol/Phase	Note
	MHz	dBuV/m	dBuV	dB/m	dBuV/m	dB	cm	deg		
1	10620.00	39.27	43.46	-4.19	54.00	-14.73	153	179 Average	Vertical	
2	10620.00	53.29	57.48	-4.19	74.00	-20.71	153	179 Peak	Vertical	

802.11ac VHT80

CH 58 (Horizontal)

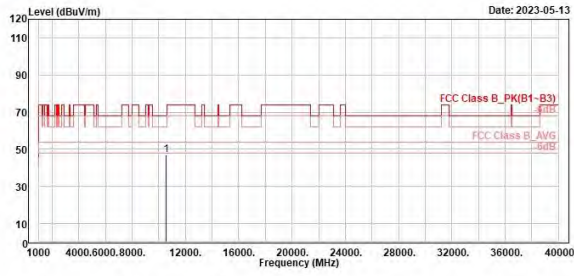
CH 58 (Vertical)



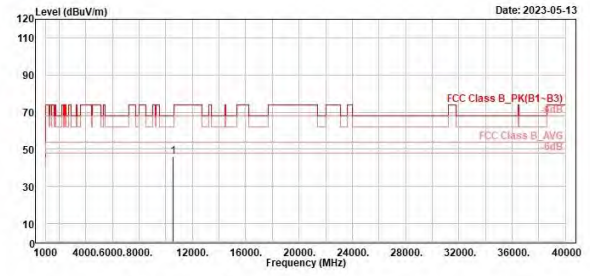
TUV Rheinland Taiwan Ltd.
No. 438-18, Sec 2, Fenliao, Linkou Dist., New Taipei City 244, Taiwan(R.O.C.)
Tel: +886-2172-1100 Fax: +886-2172-1322



TUV Rheinland Taiwan Ltd.
No. 438-18, Sec 2, Fenliao, Linkou Dist., New Taipei City 244, Taiwan(R.O.C.)
Tel: +886-2172-1100 Fax: +886-2172-1322



1	10580.00	46.96	51.22	-4.26	68.20	-21.24	200	209	Peak	Horizontal
---	----------	-------	-------	-------	-------	--------	-----	-----	------	------------



1	10580.00	46.09	50.35	-4.26	68.20	-22.11	300	159	Peak	Vertical
---	----------	-------	-------	-------	-------	--------	-----	-----	------	----------

U-NII-2C

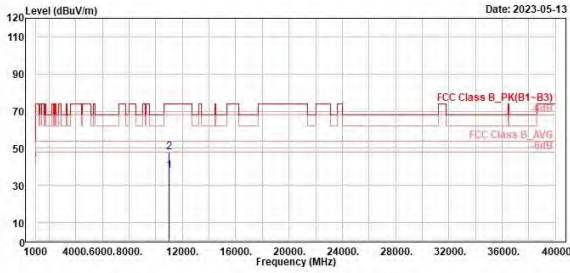
802.11a

CH 100 (Horizontal)

CH 100 (Vertical)



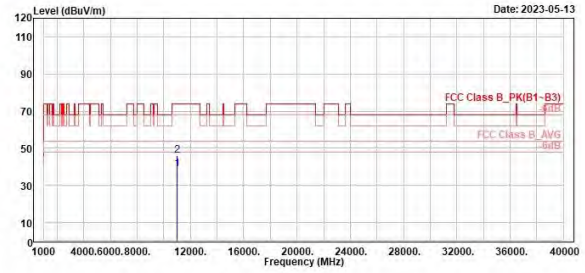
TUV Rheinland Taiwan Ltd.
No. 438-18, Sec 2, Fenliao, Linkou Dist., New Taipei City 244, Taiwan(R.O.C.)
Tel: +886-2172-1100 Fax: +886-2172-1322



1	2	3	4	5	6	7	8	9	10	11	12
Freq	Level	Read	Limit	Over	Apos	TPos	Remark	Pol/Phase	Note		
MHz	dBuV/m	dBuV	dB/m	dBuV/m	dB	cm	deg				
11000.00	37.96	41.39	-3.43	54.00	-16.04	296	178 Average	Horizontal			
11000.00	47.74	51.17	-3.43	74.00	-26.26	296	170 Peak	Horizontal			



TUV Rheinland Taiwan Ltd.
No. 438-18, Sec 2, Fenliao, Linkou Dist., New Taipei City 244, Taiwan(R.O.C.)
Tel: +886-2172-1100 Fax: +886-2172-1322



1	2	3	4	5	6	7	8	9	10	11	12
Freq	Level	Read	Limit	Over	Apos	TPos	Remark	Pol/Phase	Note		
MHz	dBuV/m	dBuV	dB/m	dBuV/m	dB	cm	deg				
11000.00	38.62	42.05	-3.43	54.00	-15.38	180	167 Average	Vertical			
11000.00	45.87	49.30	-3.43	74.00	-28.13	180	167 Peak	Vertical			

802.11a

CH 116 (Horizontal)

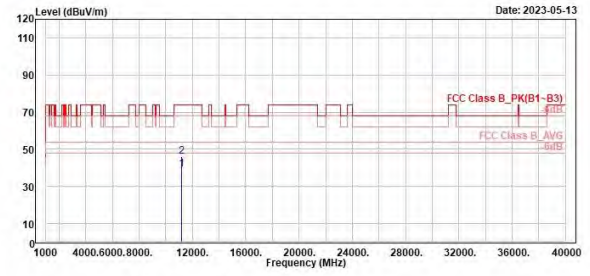
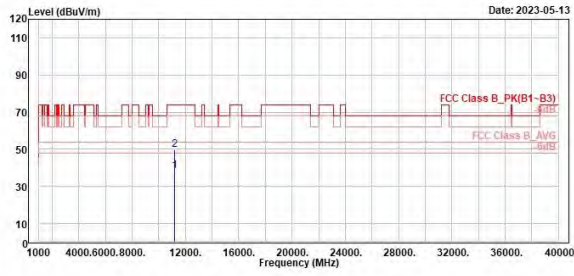
CH 116 (Vertical)



TUV Rheinland Taiwan Ltd.
No. 458-18, Sec 2, Fenliiao, Linkou Dist., New Taipei City 244, Taiwan(R.O.C.)
Tel: +886-2172-1100 Fax: +886-2172-1322



TUV Rheinland Taiwan Ltd.
No. 458-18, Sec 2, Fenliiao, Linkou Dist., New Taipei City 244, Taiwan(R.O.C.)
Tel: +886-2172-1100 Fax: +886-2172-1322



	Read	Limit	Over	APos	TPos	Remark	Pol/Phase	Note
Freq	Level	Level	Factor	Line	Limit			
MHz	dBuV/m	dBuV	dB/m	dBuV/m	dB	cm	deg	
1	11160.00	38.25	41.47	-3.22	54.00	-15.75	322	164 Average Horizontal
2	11160.00	49.86	53.08	-3.22	74.00	-24.14	322	164 Peak Horizontal

	Read	Limit	Over	APos	TPos	Remark	Pol/Phase	Note
Freq	Level	Level	Factor	Line	Limit			
MHz	dBuV/m	dBuV	dB/m	dBuV/m	dB	cm	deg	
1	11160.00	39.34	42.56	-3.22	54.00	-14.66	183	106 Average Vertical
2	11160.00	45.92	49.14	-3.22	74.00	-28.08	183	106 Peak Vertical

802.11a

CH 140 (Horizontal)

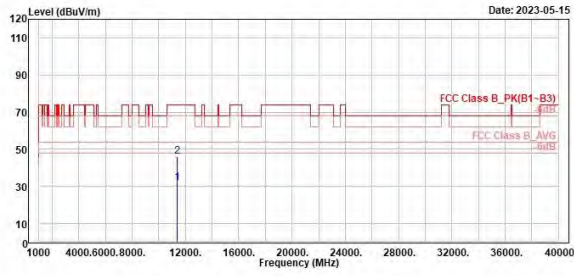
CH 140 (Vertical)



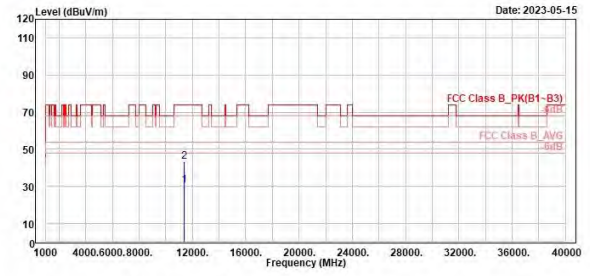
TUV Rheinland Taiwan Ltd.
No. 458-18, Sec 2, Fenliao, Linkou Dist., New Taipei City 244, Taiwan(R.O.C.)
Tel: +886-2172-1100 Fax: +886-2172-1322



TUV Rheinland Taiwan Ltd.
No. 458-18, Sec 2, Fenliao, Linkou Dist., New Taipei City 244, Taiwan(R.O.C.)
Tel: +886-2172-1100 Fax: +886-2172-1322



	Freq	Level	Read Level	Factor	Limit Line	Over Limit	APos	TPos	Remark	Pol/Phase	Note
	MHz	dBuV/m	dBuV	dB/m	dBuV/m	dB	cm	deg			
1	11480.00	31.93	34.87	-2.94	54.00	-22.07	200	263	Average	Horizontal	
2	11490.00	46.13	49.07	-2.94	74.00	-27.87	200	263	Peak	Horizontal	



	Freq	Level	Read Level	Factor	Limit Line	Over Limit	APos	TPos	Remark	Pol/Phase	Note
	MHz	dBuV/m	dBuV	dB/m	dBuV/m	dB	cm	deg			
1	11480.00	30.38	33.32	-2.94	54.00	-23.62	100	112	Average	Vertical	
2	11490.00	43.35	46.29	-2.94	74.00	-30.65	100	112	Peak	Vertical	

802.11ac VHT20

CH 100 (Horizontal)

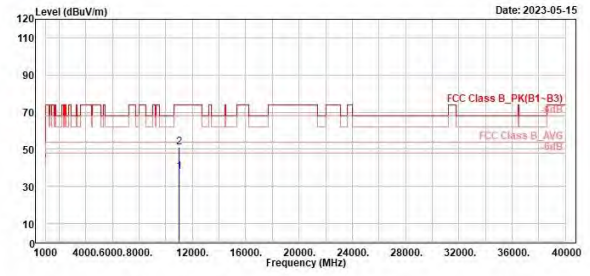
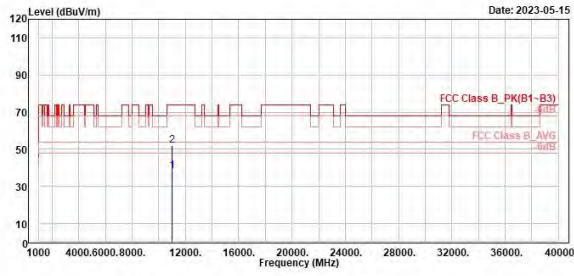
CH 100 (Vertical)



TUV Rheinland Taiwan Ltd.
No. 458-18, Sec 2, Fenliiao, Linkou Dist., New Taipei City 244, Taiwan(R.O.C.)
Tel: +886-2172-1100 Fax: +886-2172-1322



TUV Rheinland Taiwan Ltd.
No. 458-18, Sec 2, Fenliiao, Linkou Dist., New Taipei City 244, Taiwan(R.O.C.)
Tel: +886-2172-1100 Fax: +886-2172-1322



Read	Level	Factor	Limit	Over	APos	TPos	Remark	Pol/Phase	Note
Freq	Level		Line	Limit					
MHz	dBuV/m	dBuV	dB/m	dBuV/m	dB	cm	deg		
1	11000.00	38.18	41.61	-3.43	54.00	-15.82	200	155	Average Horizontal
2	11000.00	51.93	55.36	-3.43	74.00	-22.07	200	155	Peak Horizontal

Read	Level	Factor	Limit	Over	APos	TPos	Remark	Pol/Phase	Note
Freq	Level		Line	Limit					
MHz	dBuV/m	dBuV	dB/m	dBuV/m	dB	cm	deg		
1	11000.00	37.69	41.12	-3.43	54.00	-16.31	200	156	Average Vertical
2	11000.00	50.93	54.36	-3.43	74.00	-23.07	200	156	Peak Vertical

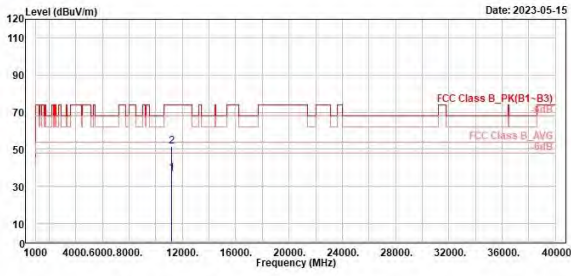
802.11ac VHT20

CH 116 (Horizontal)

CH 116 (Vertical)



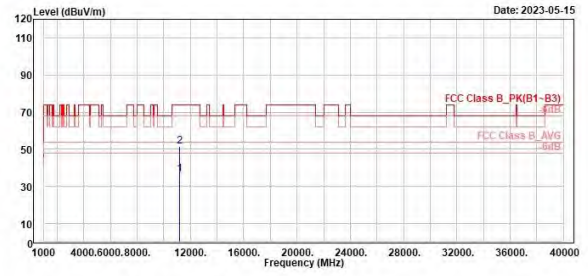
TUV Rheinland Taiwan Ltd.
No. 458-18, Sec 2, Fenliao, Linkou Dist., New Taipei City 244, Taiwan(R.O.C.)
Tel: +886-2172-1100 Fax: +886-2172-1322



	Freq	Level	Read	Limit	Over	APos	TPos	Remark	Pol/Phase	Note
	MHz	dBuV/m	dBuV	dB/m	dBuV/m	dB	cm	deg		
1	11160.00	36.82	40.04	-3.22	54.00	-17.18	300	108 Average	Horizontal	
2	11160.00	51.63	54.85	-3.22	74.00	-22.37	300	108 Peak	Horizontal	



TUV Rheinland Taiwan Ltd.
No. 458-18, Sec 2, Fenliao, Linkou Dist., New Taipei City 244, Taiwan(R.O.C.)
Tel: +886-2172-1100 Fax: +886-2172-1322



	Freq	Level	Read	Limit	Over	APos	TPos	Remark	Pol/Phase	Note
	MHz	dBuV/m	dBuV	dB/m	dBuV/m	dB	cm	deg		
1	11160.00	36.59	39.81	-3.22	54.00	-17.41	300	96 Average	Vertical	
2	11160.00	51.58	54.80	-3.22	74.00	-22.42	300	96 Peak	Vertical	

802.11ac VHT20

CH 140 (Horizontal)

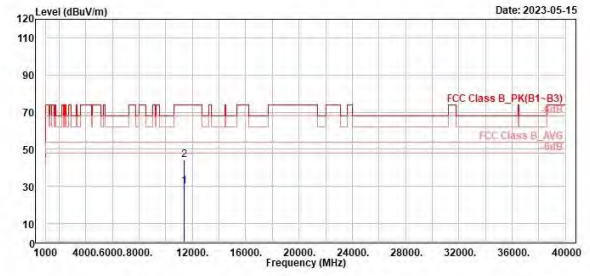
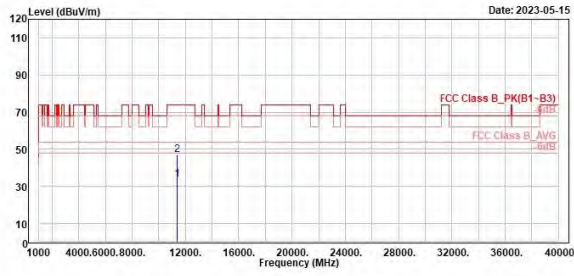
CH 140 (Vertical)



TUV Rheinland Taiwan Ltd.
No. 458-18, Sec 2, Fenliiao, Linkou Dist., New Taipei City 244, Taiwan(R.O.C.)
Tel: +886-2172-1100 Fax: +886-2172-1322



TUV Rheinland Taiwan Ltd.
No. 458-18, Sec 2, Fenliiao, Linkou Dist., New Taipei City 244, Taiwan(R.O.C.)
Tel: +886-2172-1100 Fax: +886-2172-1322



	Freq	Level	Read Level	Factor	Limit Line	Over Limit	APos	TPos	Remark	Pol/Phase	Note
	MHz	dBuV/m	dBuV	dB/m	dBuV/m	dB	cm	deg			
1	11480.00	33.66	36.60	-2.94	54.00	-20.34	300	67	Average	Horizontal	
2	11480.00	46.95	49.89	-2.94	74.00	-27.05	300	67	Peak	Horizontal	

	Freq	Level	Read Level	Factor	Limit Line	Over Limit	APos	TPos	Remark	Pol/Phase	Note
	MHz	dBuV/m	dBuV	dB/m	dBuV/m	dB	cm	deg			
1	11480.00	30.33	33.27	-2.94	54.00	-23.67	400	145	Average	Vertical	
2	11480.00	44.28	47.22	-2.94	74.00	-29.72	400	145	Peak	Vertical	

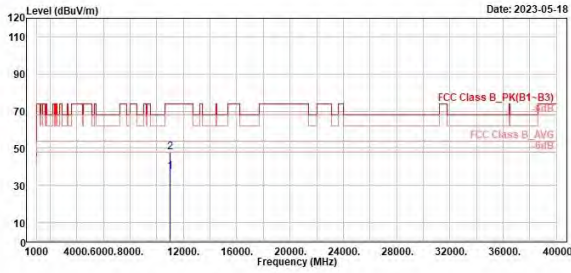
802.11ac VHT40

CH 102 (Horizontal)

CH 102 (Vertical)



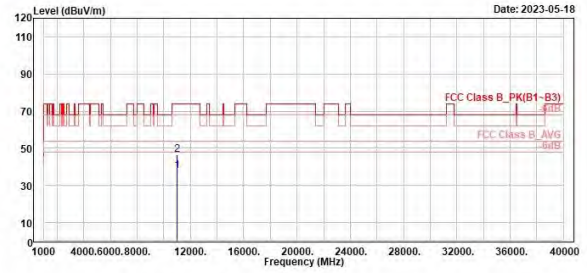
TUV Rheinland Taiwan Ltd.
No. 438-18, Sec 2, Fenliao, Linkou Dist., New Taipei City 244, Taiwan(R.O.C.)
Tel: +886-2172-1100 Fax: +886-2172-1322



1	2	3	4	5	6	7	8	9	10	11	12
1	2	3	4	5	6	7	8	9	10	11	12
1	2	3	4	5	6	7	8	9	10	11	12
1	11020.00	37.19	40.59	-3.40	54.00	-16.81	222	175	Average	Horizontal	
2	11020.00	47.95	51.35	-3.40	74.00	-26.05	222	175	Peak	Horizontal	



TUV Rheinland Taiwan Ltd.
No. 438-18, Sec 2, Fenliao, Linkou Dist., New Taipei City 244, Taiwan(R.O.C.)
Tel: +886-2172-1100 Fax: +886-2172-1322



1	2	3	4	5	6	7	8	9	10	11	12
1	2	3	4	5	6	7	8	9	10	11	12
1	2	3	4	5	6	7	8	9	10	11	12
1	11020.00	37.65	41.05	-3.40	54.00	-16.35	164	107	Average	Vertical	
2	11020.00	46.66	50.06	-3.40	74.00	-27.34	164	107	Peak	Vertical	

802.11ac VHT40

CH 110 (Horizontal)

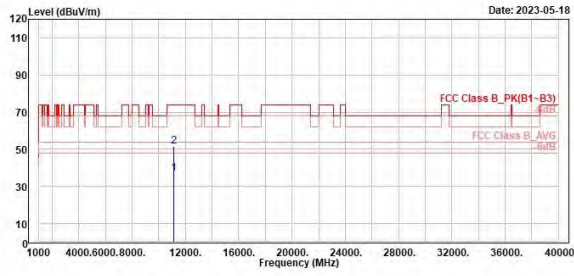
CH 110 (Vertical)



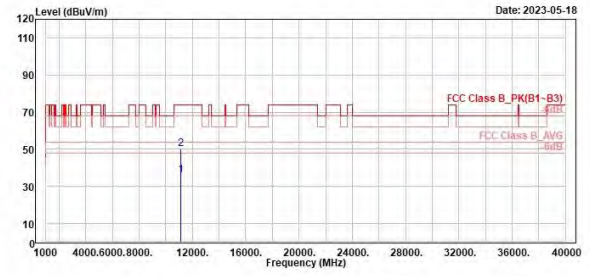
TUV Rheinland Taiwan Ltd.
No. 458-18, Sec 2, Fenliiao, Linkou Dist., New Taipei City 244, Taiwan(R.O.C.)
Tel: +886-2172-1100 Fax: +886-2172-1322



TUV Rheinland Taiwan Ltd.
No. 458-18, Sec 2, Fenliiao, Linkou Dist., New Taipei City 244, Taiwan(R.O.C.)
Tel: +886-2172-1100 Fax: +886-2172-1322



	Freq	Level	Read Level	Factor	Limit Line	Over Limit	APos	TPos	Remark	Pol/Phase	Note
	MHz	dBuV/m	dBuV	dB/m	dBuV/m	dB	cm	deg			
1	11180.00	36.97	40.23	-3.26	54.00	-17.03	200	150	Average	Horizontal	
2	11180.00	51.50	54.76	-3.26	74.00	-22.50	200	150	Peak	Horizontal	



	Freq	Level	Read Level	Factor	Limit Line	Over Limit	APos	TPos	Remark	Pol/Phase	Note
	MHz	dBuV/m	dBuV	dB/m	dBuV/m	dB	cm	deg			
1	11180.00	35.93	39.19	-3.26	54.00	-18.07	300	160	Average	Vertical	
2	11180.00	50.14	53.40	-3.26	74.00	-23.66	300	160	Peak	Vertical	

802.11ac VHT40

CH 134 (Horizontal)

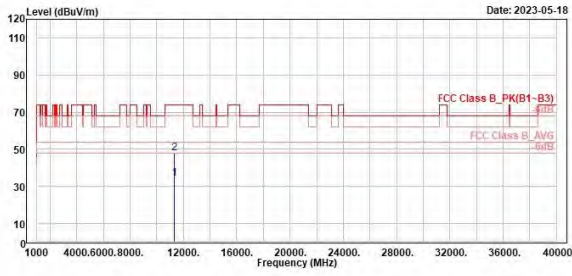
CH 134 (Vertical)



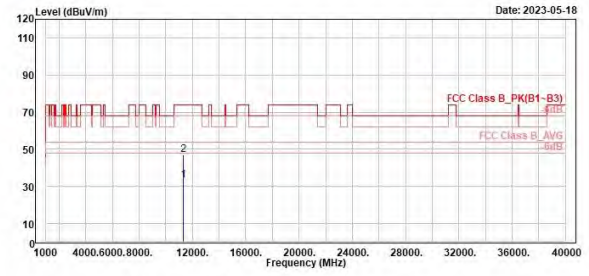
TUV Rheinland Taiwan Ltd.
No. 438-18, Sec 2, Fenliao, Linkou Dist., New Taipei City 244, Taiwan(R.O.C.)
Tel: +886-2172-1100 Fax: +886-2172-1322



TUV Rheinland Taiwan Ltd.
No. 438-18, Sec 2, Fenliao, Linkou Dist., New Taipei City 244, Taiwan(R.O.C.)
Tel: +886-2172-1100 Fax: +886-2172-1322



	Read	Limit	Over	APos	TPos	Remark	Pol/Phase	Note
Freq	Level	Level	Factor	Line	Limit			
MHz	dBuV/m	dBuV	dB/m	dBuV/m	dB	cm	deg	
1	11340.00	34.06	37.05	-2.99	54.00	-19.94	200	41 Average Horizontal
2	11340.00	47.77	50.76	-2.99	74.00	-26.23	200	41 Peak Horizontal



	Read	Limit	Over	APos	TPos	Remark	Pol/Phase	Note
Freq	Level	Level	Factor	Line	Limit			
MHz	dBuV/m	dBuV	dB/m	dBuV/m	dB	cm	deg	
1	11340.00	33.49	36.48	-2.99	54.00	-20.51	200	274 Average Vertical
2	11340.00	47.14	50.13	-2.99	74.00	-26.86	200	274 Peak Vertical

802.11ac VHT80

CH 106 (Horizontal)

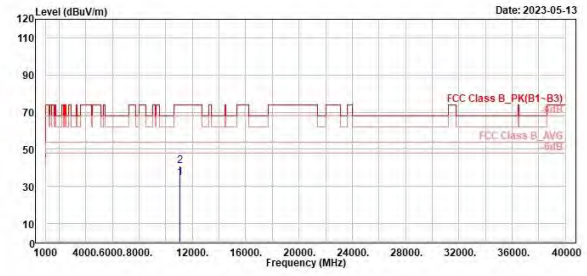
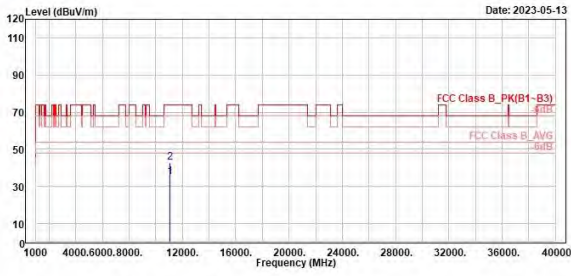
CH 106 (Vertical)



TUV Rheinland Taiwan Ltd.
No. 458-18, Sec 2, Fenliao, Linkou Dist., New Taipei City 244, Taiwan(R.O.C.)
Tel: +886-2172-1100 Fax: +886-2172-1322



TUV Rheinland Taiwan Ltd.
No. 458-18, Sec 2, Fenliao, Linkou Dist., New Taipei City 244, Taiwan(R.O.C.)
Tel: +886-2172-1100 Fax: +886-2172-1322



	Freq	Level	Read	Limit	Over	APos	TPos	Remark	Pol/Phase	Note
	MHz	dBuV/m	dBuV	dB/m	dBuV/m	dB	cm	deg		
1	11860.00	35.23	38.56	-3.33	54.00	-18.77	100	169 Average	Horizontal	
2	11860.00	42.31	46.24	-3.33	74.00	-31.03	100	169 Peak	Horizontal	

	Freq	Level	Read	Limit	Over	APos	TPos	Remark	Pol/Phase	Note
	MHz	dBuV/m	dBuV	dB/m	dBuV/m	dB	cm	deg		
1	11860.00	34.60	37.93	-3.33	54.00	-19.40	100	173 Average	Vertical	
2	11860.00	41.27	44.60	-3.33	74.00	-32.73	100	173 Peak	Vertical	

802.11ac VHT80

CH 122 (Horizontal)

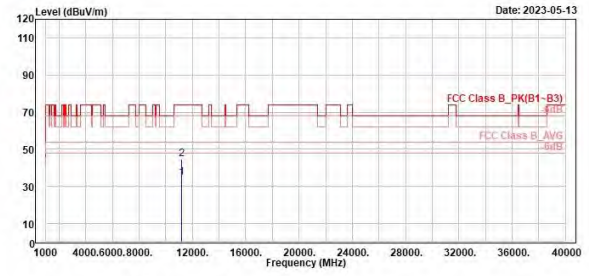
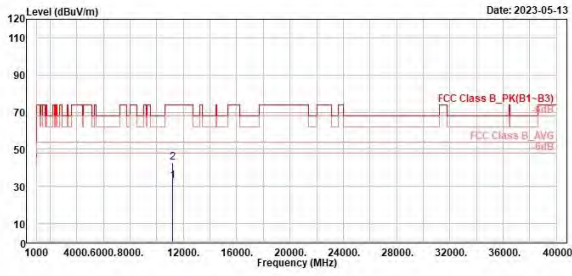
CH 122 (Vertical)



TUV Rheinland Taiwan Ltd.
No. 458-18, Sec 2, Fenliao, Linkou Dist., New Taipei City 244, Taiwan(R.O.C.)
Tel: +886-2172-1100 Fax: +886-2172-1322



TUV Rheinland Taiwan Ltd.
No. 458-18, Sec 2, Fenliao, Linkou Dist., New Taipei City 244, Taiwan(R.O.C.)
Tel: +886-2172-1100 Fax: +886-2172-1322



	Freq	Level	Read Level	Factor	Limit Line	Over Limit	APos	TPos	Remark	Pol/Phase	Note
	MHz	dBuV/m	dBuV	dB/m	dBuV/m	dB	cm	deg			
1	11220.00	33.07	36.22	-3.15	54.00	-20.93	200	13	Average	Horizontal	
2	11220.00	42.74	45.89	-3.15	74.00	-31.26	200	13	Peak	Horizontal	

	Freq	Level	Read Level	Factor	Limit Line	Over Limit	APos	TPos	Remark	Pol/Phase	Note
	MHz	dBuV/m	dBuV	dB/m	dBuV/m	dB	cm	deg			
1	11220.00	34.60	37.75	-3.15	54.00	-19.40	400	164	Average	Vertical	
2	11220.00	44.65	47.80	-3.15	74.00	-29.35	400	164	Peak	Vertical	

U-NII-3

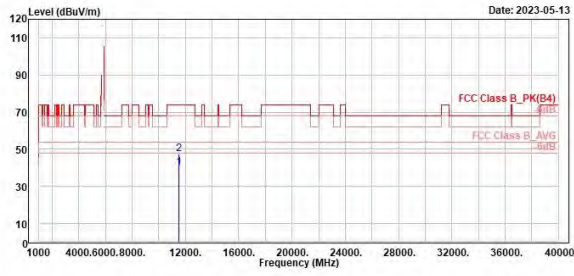
802.11a

CH 149 (Horizontal)

CH 149 (Vertical)



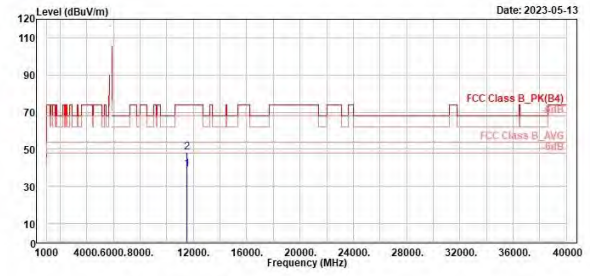
TÜV Rheinland Taiwan Ltd.
No. 458-18, Sec 2, Fenliao, Linkou Dist., New Taipei City 244, Taiwan(R.O.C.)
Tel: +886-2172-1100 Fax: +886-2172-1322



	Freq	Level	Read	Limit	Over	APos	TPos	Remark	Pol/Phase	Note
	MHz	dBuV/m	dBuV	dB/m	dBuV/m	dB	cm	deg		
1	11490.00	40.29	43.08	-2.79	54.00	-13.71	181	227 Average	Horizontal	
2	11490.00	47.51	50.30	-2.79	74.00	-26.49	181	227 Peak	Horizontal	



TÜV Rheinland Taiwan Ltd.
No. 458-18, Sec 2, Fenliao, Linkou Dist., New Taipei City 244, Taiwan(R.O.C.)
Tel: +886-2172-1100 Fax: +886-2172-1322



	Freq	Level	Read	Limit	Over	APos	TPos	Remark	Pol/Phase	Note
	MHz	dBuV/m	dBuV	dB/m	dBuV/m	dB	cm	deg		
1	11490.00	39.09	41.88	-2.79	54.00	-14.91	179	188 Average	Vertical	
2	11490.00	48.19	50.98	-2.79	74.00	-25.81	179	188 Peak	Vertical	

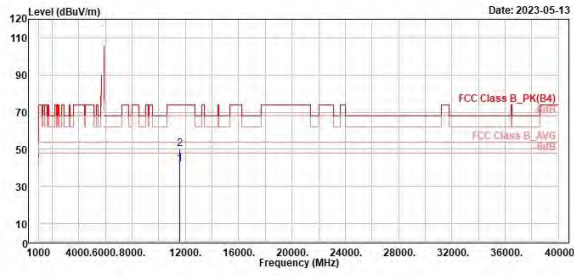
802.11a

CH 157 (Horizontal)

CH 157 (Vertical)



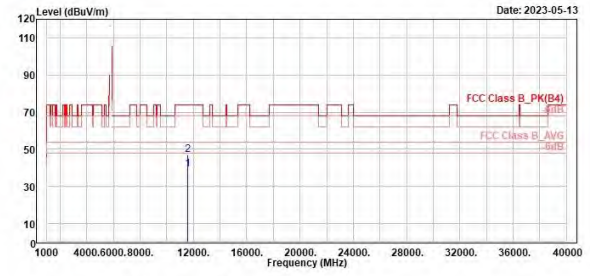
TÜV Rheinland Taiwan Ltd.
No. 458-18, Sec 2, Fenliiao, Linkou Dist., New Taipei City 244, Taiwan(R.O.C.)
Tel: +886-2172-1100 Fax: +886-2172-1322



	Freq	Level	Read Level	Factor	Limit Line	Over Limit	APos	TPos	Remark	Pol/Phase	Note
	MHz	dBuV/m	dBuV	dB/m	dBuV/m	dB	cm	deg			
1	11570.00	42.10	44.77	-2.67	54.00	-11.90	182	228	Average	Horizontal	
2	11570.00	58.31	52.98	-2.67	74.00	-23.69	182	228	Peak	Horizontal	



TÜV Rheinland Taiwan Ltd.
No. 458-18, Sec 2, Fenliiao, Linkou Dist., New Taipei City 244, Taiwan(R.O.C.)
Tel: +886-2172-1100 Fax: +886-2172-1322



	Freq	Level	Read Level	Factor	Limit Line	Over Limit	APos	TPos	Remark	Pol/Phase	Note
	MHz	dBuV/m	dBuV	dB/m	dBuV/m	dB	cm	deg			
1	11570.00	39.10	41.77	-2.67	54.00	-14.90	184	155	Average	Vertical	
2	11570.00	46.94	49.61	-2.67	74.00	-27.06	184	155	Peak	Vertical	

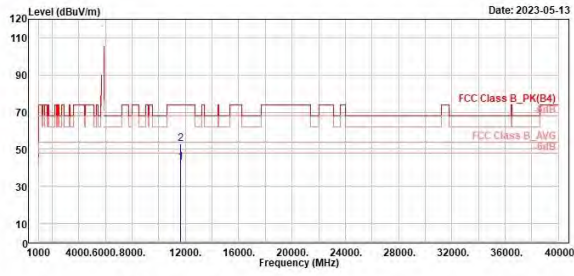
802.11a

CH 165 (Horizontal)

CH 165 (Vertical)



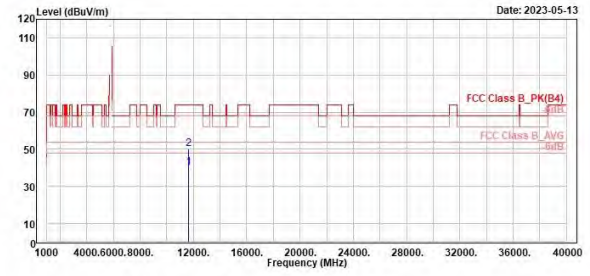
TUV Rheinland Taiwan Ltd.
No. 458-18, Sec 2, Fenliao, Linkou Dist., New Taipei City 244, Taiwan(R.O.C.)
Tel: +886-2172-1100 Fax: +886-2172-1322



	Freq	Level	Read Level	Factor	Limit Line	Over Limit	APos	TPos	Remark	Pol/Phase	Note
	MHz	dBuV/m	dBuV	dB/m	dBuV/m	dB	cm	deg			
1	11650.00	43.02	45.46	-2.44	54.00	-10.98	180	229	Average	Horizontal	
2	11650.00	52.96	55.42	-2.44	74.00	-21.02	180	229	Peak	Horizontal	



TUV Rheinland Taiwan Ltd.
No. 458-18, Sec 2, Fenliao, Linkou Dist., New Taipei City 244, Taiwan(R.O.C.)
Tel: +886-2172-1100 Fax: +886-2172-1322



	Freq	Level	Read Level	Factor	Limit Line	Over Limit	APos	TPos	Remark	Pol/Phase	Note
	MHz	dBuV/m	dBuV	dB/m	dBuV/m	dB	cm	deg			
1	11650.00	39.96	42.40	-2.44	54.00	-14.04	264	158	Average	Vertical	
2	11650.00	50.03	52.47	-2.44	74.00	-23.97	264	158	Peak	Vertical	

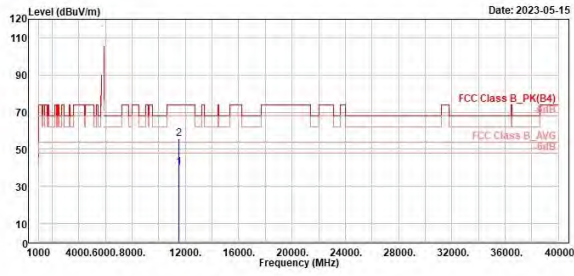
802.11ac VHT20

CH 149 (Horizontal)

CH 149 (Vertical)



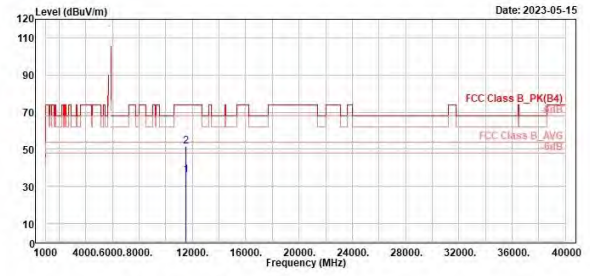
TUV Rheinland Taiwan Ltd.
No. 458-18, Sec 2, Fenliao, Linkou Dist., New Taipei City 244, Taiwan(R.O.C.)
Tel: +886-2172-1100 Fax: +886-2172-1322



	Read	Limit	Over	APos	TPos	Remark	Pol/Phase	Note
1	Level	Line	Limit	cm	deg			
2	Level	Line	Limit	cm	deg			
1	48.18	54.00	-13.82	200	237	Average	Horizontal	
2	55.82	74.00	-18.18	200	237	Peak	Horizontal	



TUV Rheinland Taiwan Ltd.
No. 458-18, Sec 2, Fenliao, Linkou Dist., New Taipei City 244, Taiwan(R.O.C.)
Tel: +886-2172-1100 Fax: +886-2172-1322



	Read	Limit	Over	APos	TPos	Remark	Pol/Phase	Note
1	Level	Line	Limit	cm	deg			
2	Level	Line	Limit	cm	deg			
1	36.24	54.00	-17.76	200	88	Average	Vertical	
2	51.37	74.00	-22.63	200	88	Peak	Vertical	

802.11ac VHT20

CH 157 (Horizontal)

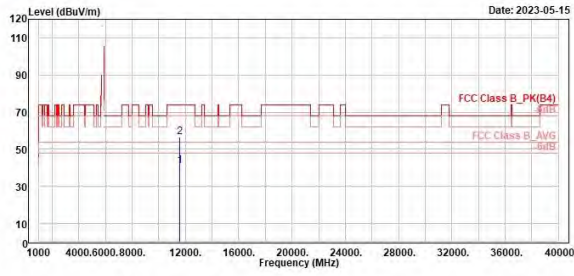
CH 157 (Vertical)



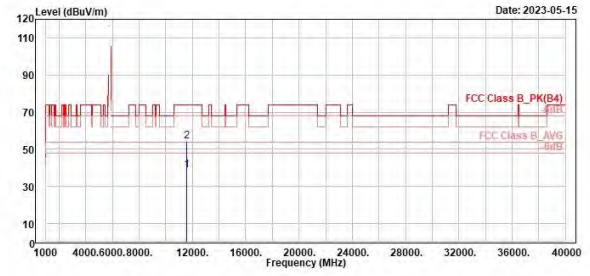
TUV Rheinland Taiwan Ltd.
No. 458-18, Sec 2, Fenliao, Linkou Dist., New Taipei City 244, Taiwan(R.O.C.)
Tel: +886-2172-1100 Fax: +886-2172-1322



TUV Rheinland Taiwan Ltd.
No. 458-18, Sec 2, Fenliao, Linkou Dist., New Taipei City 244, Taiwan(R.O.C.)
Tel: +886-2172-1100 Fax: +886-2172-1322



Read	Limit	Over	APos	TPos	Remark	Pol/Phase	Note
Level	Line	Limit	cm	deg			
Factor	dB/m	dB					
dBuV	dBuV/m	dB					
43.68	54.00	-12.99	189	228	Average	Horizontal	
59.11	74.00	-17.56	189	228	Peak	Horizontal	



Read	Limit	Over	APos	TPos	Remark	Pol/Phase	Note
Level	Line	Limit	cm	deg			
Factor	dB/m	dB					
dBuV	dBuV/m	dB					
41.43	54.00	-15.24	300	162	Average	Vertical	
56.81	74.00	-19.86	300	162	Peak	Vertical	

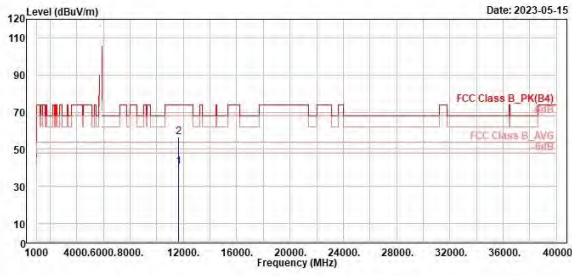
802.11ac VHT20

CH 165 (Horizontal)

CH 165 (Vertical)



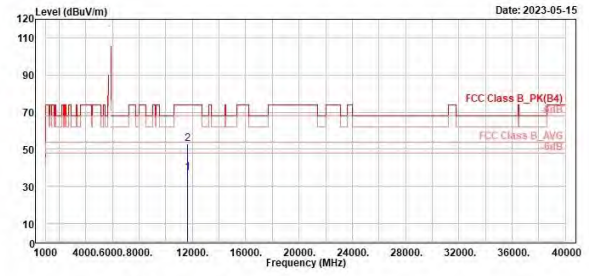
TUV Rheinland Taiwan Ltd.
No. 438-18, Sec 2, Fenliiao, Linkou Dist., New Taipei City 244, Taiwan(R.O.C.)
Tel: +886-2172-1100 Fax: +886-2172-1322



	Freq	Level	Read	Limit	Over	APos	TPos	Remark	Pol/Phase	Note
	MHz	dBuV/m	dBuV	dB/m	dBuV/m	dB	cm	deg		
1	11650.00	48.80	43.24	-2.44	54.00	-13.20	100	296 Average	Horizontal	
2	11650.00	56.78	59.22	-2.44	74.00	-17.22	100	296 Peak	Horizontal	



TUV Rheinland Taiwan Ltd.
No. 438-18, Sec 2, Fenliiao, Linkou Dist., New Taipei City 244, Taiwan(R.O.C.)
Tel: +886-2172-1100 Fax: +886-2172-1322



	Freq	Level	Read	Limit	Over	APos	TPos	Remark	Pol/Phase	Note
	MHz	dBuV/m	dBuV	dB/m	dBuV/m	dB	cm	deg		
1	11650.00	37.58	40.02	-2.44	54.00	-16.42	400	152 Average	Vertical	
2	11650.00	52.84	55.28	-2.44	74.00	-21.16	400	152 Peak	Vertical	

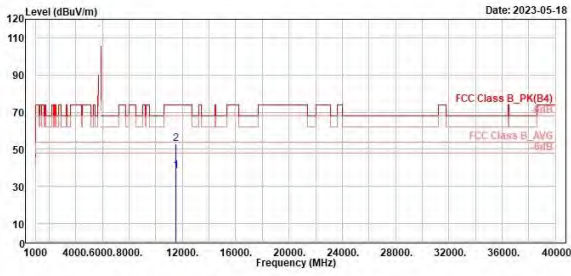
802.11ac VHT40

CH 151 (Horizontal)

CH 151 (Vertical)



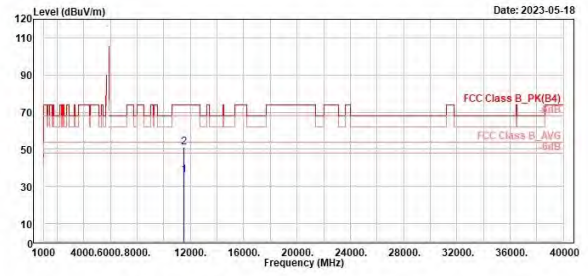
TUV Rheinland Taiwan Ltd.
No. 458-18, Sec 2, Fenliao, Linkou Dist., New Taipei City 244, Taiwan(R.O.C.)
Tel: +886-2172-1100 Fax: +886-2172-1322



	Freq	Level	Read Level	Factor	Limit Line	Over Limit	APos	TPos	Remark	Pol/Phase	Note
	MHz	dBuV/m	dBuV	dB/m	dBuV/m	dB	cm	deg			
1	11510.00	38.27	41.03	-2.76	54.00	-15.73	200	249	Average	Horizontal	
2	11510.00	52.31	55.67	-2.76	74.00	-21.09	200	249	Peak	Horizontal	



TUV Rheinland Taiwan Ltd.
No. 458-18, Sec 2, Fenliao, Linkou Dist., New Taipei City 244, Taiwan(R.O.C.)
Tel: +886-2172-1100 Fax: +886-2172-1322



	Freq	Level	Read Level	Factor	Limit Line	Over Limit	APos	TPos	Remark	Pol/Phase	Note
	MHz	dBuV/m	dBuV	dB/m	dBuV/m	dB	cm	deg			
1	11510.00	36.23	38.99	-2.76	54.00	-17.77	300	172	Average	Vertical	
2	11510.00	51.00	53.76	-2.76	74.00	-23.00	300	172	Peak	Vertical	

802.11ac VHT40

CH 159 (Horizontal)

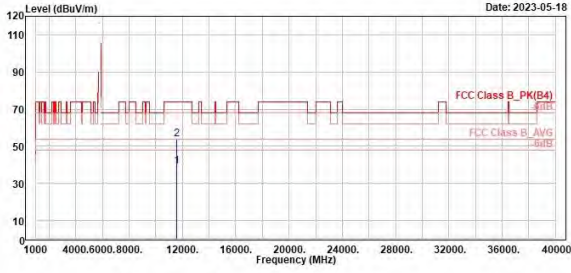
CH 159 (Vertical)



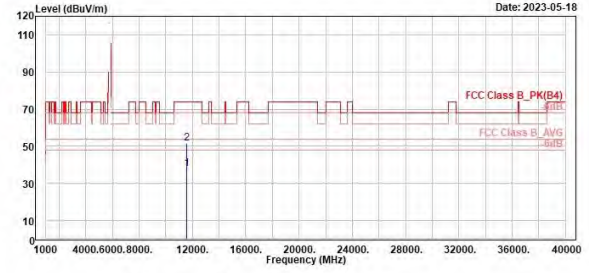
TUV Rheinland Taiwan Ltd.
No. 458-18, Sec 2, Fenliiao, Linkou Dist., New Taipei City 244, Taiwan(R.O.C.)
Tel: +886-2172-1100 Fax: +886-2172-1322



TUV Rheinland Taiwan Ltd.
No. 458-18, Sec 2, Fenliiao, Linkou Dist., New Taipei City 244, Taiwan(R.O.C.)
Tel: +886-2172-1100 Fax: +886-2172-1322



	Read	Limit	Over	APos	TPos	Remark	Pol/Phase	Note
1	Level	Line	Limit	cm	deg			
2	Level	Line	Limit	cm	deg			
1	39.22	41.85	-2.63	54.00	-14.78	100	294 Average	Horizontal
2	54.01	56.64	-2.63	74.00	-19.99	100	294 Peak	Horizontal



	Read	Limit	Over	APos	TPos	Remark	Pol/Phase	Note
1	Level	Line	Limit	cm	deg			
2	Level	Line	Limit	cm	deg			
1	37.69	40.32	-2.63	54.00	-16.31	200	108 Average	Vertical
2	51.50	54.13	-2.63	74.00	-22.50	200	108 Peak	Vertical

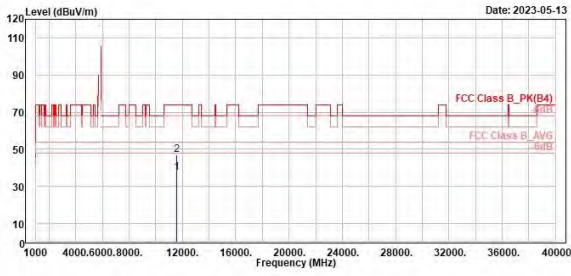
802.11ac VHT80

CH 155 (Horizontal)

CH 155 (Vertical)



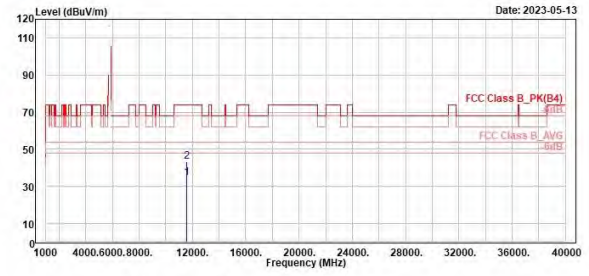
TUV Rheinland Taiwan Ltd.
No. 458-18, Sec 2, Fenliao, Linkou Dist., New Taipei City 244, Taiwan(R.O.C.)
Tel: +886-2172-1100 Fax: +886-2172-1322



	Freq	Level	Read Level	Factor	Limit Line	Over Limit	APos	TPos	Remark	Pol/Phase	Note
	MHz	dBuV/m	dBuV	dB/m	dBuV/m	dB	cm	deg			
1	11550.00	37.19	39.89	-2.70	54.00	-16.81	100	230	Average	Horizontal	
2	11550.00	46.89	49.59	-2.70	74.00	-27.11	100	230	Peak	Horizontal	



TUV Rheinland Taiwan Ltd.
No. 458-18, Sec 2, Fenliao, Linkou Dist., New Taipei City 244, Taiwan(R.O.C.)
Tel: +886-2172-1100 Fax: +886-2172-1322



	Freq	Level	Read Level	Factor	Limit Line	Over Limit	APos	TPos	Remark	Pol/Phase	Note
	MHz	dBuV/m	dBuV	dB/m	dBuV/m	dB	cm	deg			
1	11550.00	34.62	37.32	-2.70	54.00	-19.38	100	143	Average	Vertical	
2	11550.00	43.17	45.87	-2.70	74.00	-30.83	100	143	Peak	Vertical	

Spurious Emissions, Tx Mode, 30MHz ~ 1GHz

U-NII-1

802.11a

CH 40 (Horizontal)

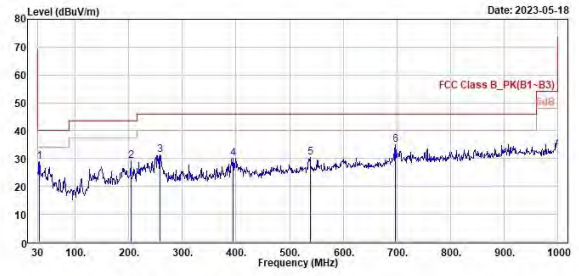
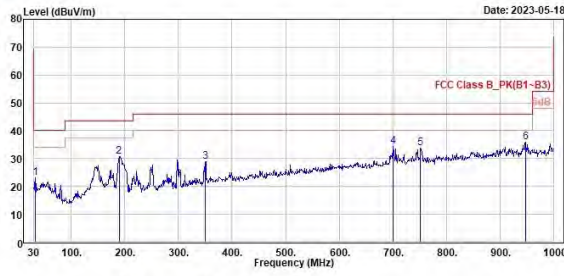
CH 40 (Vertical)



TÜV Rheinland Taiwan Ltd.
 No. 438-18, Sec 2, Fenlian, Linkou Dist., New Taipei City 244, Taiwan(R.O.C.)
 Tel: +886-2172-1100 Fax: +886-2172-1322



TÜV Rheinland Taiwan Ltd.
 No. 438-18, Sec 2, Fenlian, Linkou Dist., New Taipei City 244, Taiwan(R.O.C.)
 Tel: +886-2172-1100 Fax: +886-2172-1322



Peak	Freq (MHz)	Level (dBuV/m)	Read Level (dBuV)	Factor (dB/m)	Limit (dBuV/m)	Over (dB)	APos (cm)	TPos (deg)	Remark	Pol/Phase	Note
1	32.91	23.24	32.11	-8.87	46.00	-16.76	175	360	Peak	Horizontal	
2	189.00	30.72	39.78	-9.06	43.50	-12.78	200	349	Peak	Horizontal	
3	350.10	29.02	34.63	-5.61	46.00	-16.98	100	194	Peak	Horizontal	
4	781.24	34.26	32.57	1.69	46.00	-11.74	100	187	Peak	Horizontal	
5	751.68	33.84	31.10	2.74	46.00	-12.16	100	203	Peak	Horizontal	
6	947.62	35.76	30.86	4.90	46.00	-10.24	200	50	Peak	Horizontal	

Peak	Freq (MHz)	Level (dBuV/m)	Read Level (dBuV)	Factor (dB/m)	Limit (dBuV/m)	Over (dB)	APos (cm)	TPos (deg)	Remark	Pol/Phase	Note
1	32.91	28.04	37.81	-8.87	46.00	-11.06	100	85	Peak	Vertical	
2	203.63	29.13	39.16	-10.03	43.50	-14.37	100	146	Peak	Vertical	
3	257.95	31.48	39.34	-7.86	46.00	-14.52	100	69	Peak	Vertical	
4	394.72	30.08	34.46	-4.38	46.00	-15.92	100	34	Peak	Vertical	
5	538.28	30.57	32.57	-2.00	46.00	-15.43	100	195	Peak	Vertical	
6	697.36	34.87	33.32	1.55	46.00	-11.13	100	295	Peak	Vertical	

Spurious Emissions, Tx Mode, 9kHz ~ 30MHz

U-NII-1

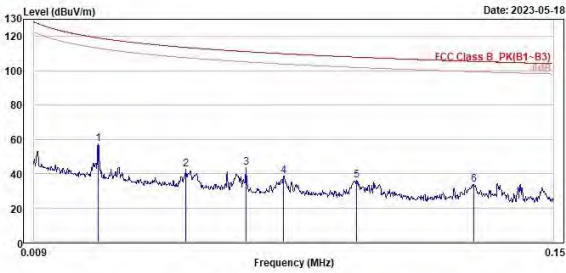
802.11a

CH 40 (9kHz ~ 150kHz)

CH 40 (150kHz ~ 30MHz)



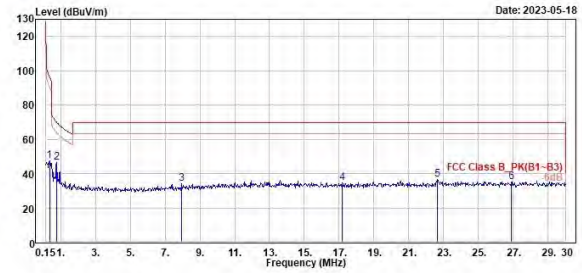
TÜV Rheinland Taiwan Ltd.
No. 438-18, Sec 2, Fenliiao, Linkou Dist., New Taipei City 244, Taiwan(R.O.C.)
Tel: +886-2172-1100 Fax: +886-2172-1322



Peak	Freq (MHz)	Level (dBuV/m)	Read Level (dBuV)	Factor (dB/m)	Limit Line (dBuV/m)	Over Limit (dB)	APos (cm)	TPos (deg)	Remark	Pol/Phase	Note
1	0.03	57.50	38.55	18.95	119.13	-61.63	100	154	Peak	Open	
2	0.05	42.33	23.22	19.11	113.56	-71.23	100	157	Peak	Open	
3	0.07	43.43	24.71	18.72	111.12	-67.69	100	160	Peak	Open	
4	0.08	38.77	20.29	18.48	109.89	-71.12	100	163	Peak	Open	
5	0.10	35.96	17.95	18.01	107.90	-71.94	100	163	Peak	Open	
6	0.13	33.68	15.64	18.04	105.42	-71.74	100	175	Peak	Open	



TÜV Rheinland Taiwan Ltd.
No. 438-18, Sec 2, Fenliiao, Linkou Dist., New Taipei City 244, Taiwan(R.O.C.)
Tel: +886-2172-1100 Fax: +886-2172-1322



Peak	Freq (MHz)	Level (dBuV/m)	Read Level (dBuV)	Factor (dB/m)	Limit Line (dBuV/m)	Over Limit (dB)	APos (cm)	TPos (deg)	Remark	Pol/Phase	Note
1	0.36	47.48	28.78	18.78	96.50	-49.02	100	181	Peak	Open	
2	0.78	46.24	27.25	18.98	69.70	-23.46	100	157	Peak	Open	
3	7.97	34.04	13.32	20.72	69.50	-35.46	100	21	Peak	Open	
4	17.19	34.78	12.73	22.05	69.50	-34.72	100	360	Peak	Open	
5	22.66	36.78	14.52	22.26	69.50	-32.72	100	242	Peak	Open	
6	26.90	35.33	13.03	22.30	69.50	-34.17	100	361	Peak	Open	

Mains Conducted Emission, (150kHz ~ 30MHz)

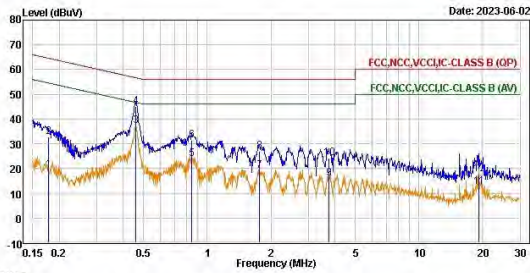
Worst Band

(Line)

(Neutral)



TÜV Rheinland Taiwan Ltd.
No. 458-18, Sec. 2, Fentiao, Linkou Dist., New Taipei City 244, Taiwan(R.O.C.)
Tel: +886-2172-1000 Fax: +886-2172-1322

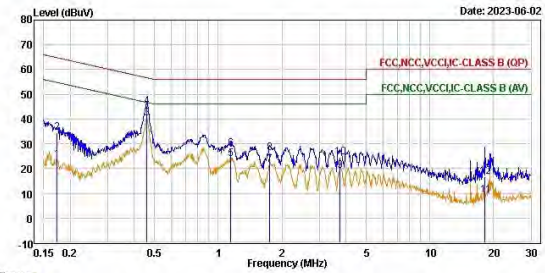


Trace: 1

Line	Freq	Level	Read Level	Factor	Limit Line	Over Limit	Remark	Pol/Phase	Note
	MHz	dBuV	dBuV	dB	dBuV	dB			
1	0.18	19.41	9.79	9.62	54.55	-35.14	Average	line1	
2	0.18	32.74	23.12	9.62	64.55	-31.81	QP	line1	
3	0.46	37.12	27.49	9.63	46.73	-9.61	Average	line1	
4	0.46	45.15	35.52	9.63	56.73	-11.59	QP	line1	
5	0.85	23.93	14.29	9.64	46.00	-22.07	Average	line1	
6	0.85	31.54	21.90	9.64	56.00	-24.46	QP	line1	
7	1.77	19.11	9.45	9.66	46.00	-26.89	Average	line1	
8	1.77	27.02	17.36	9.66	56.00	-28.38	QP	line1	
9	3.75	16.12	6.44	9.68	46.00	-29.88	Average	line1	
10	3.75	24.39	14.71	9.68	56.00	-31.61	QP	line1	
11	19.16	12.59	2.82	9.77	50.00	-37.41	Average	line1	
12	19.16	17.77	8.00	9.77	60.00	-42.23	QP	line1	



TÜV Rheinland Taiwan Ltd.
No. 458-18, Sec. 2, Fentiao, Linkou Dist., New Taipei City 244, Taiwan(R.O.C.)
Tel: +886-2172-1000 Fax: +886-2172-1322



Trace: 1

Line	Freq	Level	Read Level	Factor	Limit Line	Over Limit	Remark	Pol/Phase	Note
	MHz	dBuV	dBuV	dB	dBuV	dB			
1	0.17	23.70	14.08	9.62	54.80	-31.10	Average	neutral	
2	0.17	34.39	24.77	9.62	64.80	-30.41	QP	neutral	
3	0.46	40.14	30.51	9.63	46.69	-6.55	Average	neutral	
4	0.46	44.96	35.33	9.63	56.69	-11.73	QP	neutral	
5	1.15	23.80	14.16	9.64	46.00	-22.20	Average	neutral	
6	1.15	27.95	18.31	9.64	56.00	-28.05	QP	neutral	
7	1.74	21.40	11.74	9.66	46.00	-24.60	Average	neutral	
8	1.74	26.34	16.68	9.66	56.00	-29.66	QP	neutral	
9	3.75	19.03	9.34	9.69	46.00	-26.57	Average	neutral	
10	3.75	24.46	14.77	9.69	56.00	-31.54	QP	neutral	
11	18.22	9.26	-0.59	9.85	50.00	-40.74	Average	neutral	
12	18.22	16.77	6.92	9.85	60.00	-43.23	QP	neutral	