

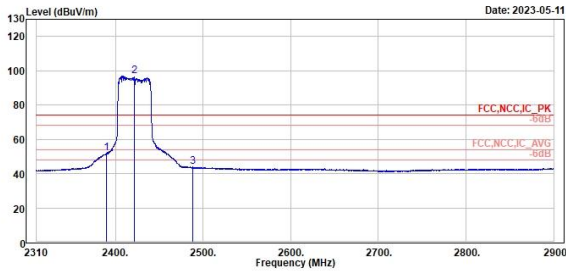
802.11n HT40

CH 1(Horizontal) Average

CH 1(Vertical) Average



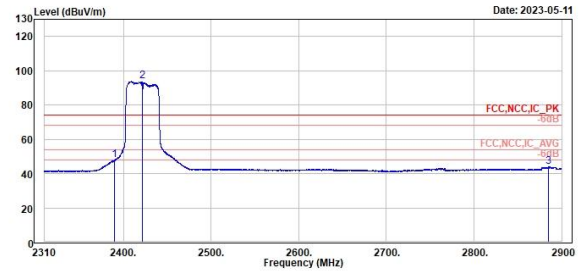
TÜV Rheinland Taiwan Ltd.
No. 458-18, Sec 2, FenYao, Linkou Dist., New Taipei City 244, Taiwan(R.O.C.)
Tel: +886-2172-1000 Fax: +886-2172-1322



Freq	Level	Read	Level	Limit	Over	APos	TPos	Remark	Pol/Phase	Note
MHz	dBuV/m	dBuV	dB/m	dBuV/m	dB	cm	deg			
1	2389.89	51.91	14.81	37.10	54.00	-2.89	120	167 Average	Horizontal	
2	2422.00	97.01	59.75	37.26	54.00	43.01	120	167 Average	Horizontal	
3	2488.06	43.79	6.30	37.49	54.00	-10.21	120	167 Average	Horizontal	



TÜV Rheinland Taiwan Ltd.
No. 458-18, Sec 2, FenYao, Linkou Dist., New Taipei City 244, Taiwan(R.O.C.)
Tel: +886-2172-1000 Fax: +886-2172-1322



Freq	Level	Read	Level	Limit	Over	APos	TPos	Remark	Pol/Phase	Note
MHz	dBuV/m	dBuV	dB/m	dBuV/m	dB	cm	deg			
1	2390.00	47.99	10.89	37.10	54.00	-6.81	309	171 Average	Vertical	
2	2422.00	93.76	56.58	37.26	54.00	39.76	309	171 Average	Vertical	
3	2884.54	43.87	5.98	37.89	54.00	-10.13	309	171 Average	Vertical	

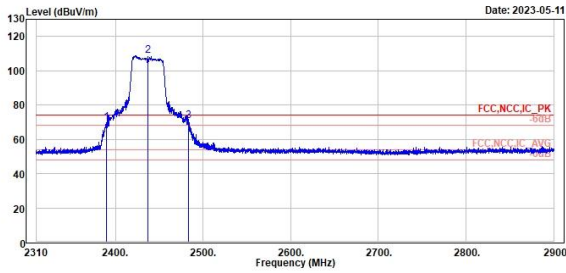
802.11n HT40

CH 6(Horizontal) Peak

CH 6(Vertical) Peak



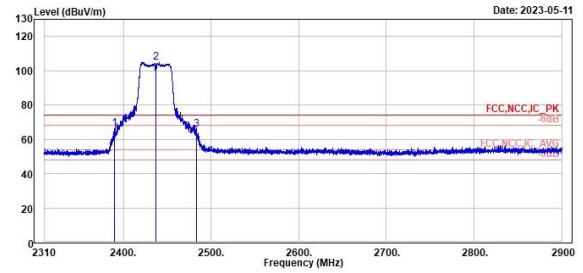
TÜV Rheinland Taiwan Ltd.
No. 458-18, Sec 2, FenYao, Linkou Dist., New Taipei City 244, Taiwan(R.O.C.)
Tel: +886-2172-1000 Fax: +886-2172-1322



Peak	Freq	Level	Read	Level	Factor	Limit	Over	APos	TPos	Remark	Pol/Phase	Note
	MHz	dBuV/m	dBuV	dB/m	dBuV/m	dB	dB	cm	deg			
1	2389.53	69.53	32.43	37.10	74.00	-4.47	163	167	167	Peak	HORIZONTAL	
2	2437.00	108.52	71.16	37.36	74.00	34.52	163	167	167	Peak	HORIZONTAL	
3	2483.58	70.83	33.35	37.48	74.00	-3.17	163	167	167	Peak	HORIZONTAL	



TÜV Rheinland Taiwan Ltd.
No. 458-18, Sec 2, FenYao, Linkou Dist., New Taipei City 244, Taiwan(R.O.C.)
Tel: +886-2172-1000 Fax: +886-2172-1322



Peak	Freq	Level	Read	Level	Factor	Limit	Over	APos	TPos	Remark	Pol/Phase	Note
	MHz	dBuV/m	dBuV	dB/m	dBuV/m	dB	dB	cm	deg			
1	2390.00	66.32	29.22	37.10	74.00	-7.68	308	169	169	Peak	Vertical	
2	2437.00	104.77	67.41	37.36	74.00	30.77	308	169	169	Peak	Vertical	
3	2483.46	65.53	28.05	37.48	74.00	-8.47	308	169	169	Peak	Vertical	

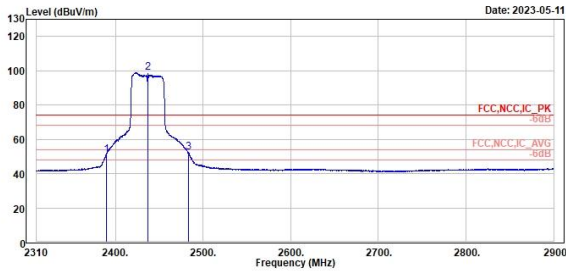
802.11n HT40

CH 6(Horizontal) Average

CH 6(Vertical) Average



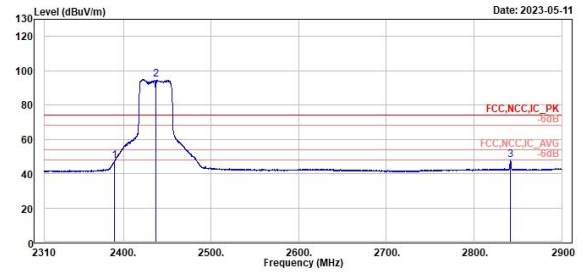
TÜV Rheinland Taiwan Ltd.
No. 458-18, Sec 2, Fenliao, Linkou Dist., New Taipei City 244, Taiwan(R.O.C.)
Tel: +886-2172-1000 Fax: +886-2172-1322



Freq	Level	Read	Level	Factor	Limit	Over	APos	TPos	Remark	Pol/Phase	Note
MHz	dBuV/m	dBuV	dB/m	dBuV/m	dB	dB	cm	deg			
1	2389.53	59.97	13.87	37.10	54.00	-3.03	163	167	Average	HORIZONTAL	
2	2437.00	98.76	61.40	37.36	54.00	44.76	163	167	Average	HORIZONTAL	
3	2483.58	52.30	14.82	37.48	54.00	-1.70	163	167	Average	HORIZONTAL	



TÜV Rheinland Taiwan Ltd.
No. 458-18, Sec 2, Fenliao, Linkou Dist., New Taipei City 244, Taiwan(R.O.C.)
Tel: +886-2172-1000 Fax: +886-2172-1322



Freq	Level	Read	Level	Factor	Limit	Over	APos	TPos	Remark	Pol/Phase	Note
MHz	dBuV/m	dBuV	dB/m	dBuV/m	dB	dB	cm	deg			
1	2389.89	47.31	10.21	37.10	54.00	-6.69	308	169	Average	Vertical	
2	2437.00	94.84	57.48	37.36	54.00	40.84	308	169	Average	Vertical	
3	2841.59	48.15	10.51	37.64	54.00	-5.85	308	169	Average	Vertical	

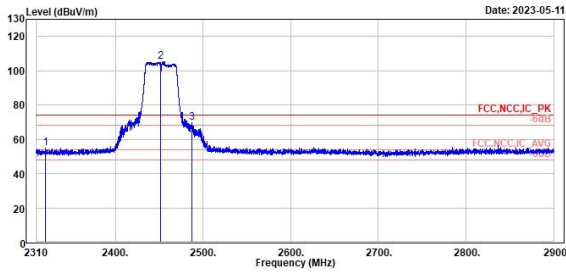
802.11n HT40

CH 11 (Horizontal) Peak

CH 11 (Vertical) Peak



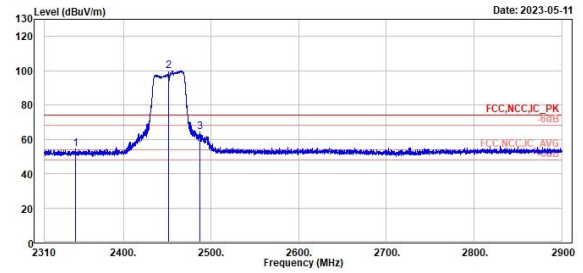
TÜV Rheinland Taiwan Ltd.
No. 438-18, Sec 2, Fenliao, Linkou Dist., New Taipei City 244, Taiwan(R.O.C.)
Tel: +886-2172-1000 Fax: +886-2172-1322



Peak	Freq (MHz)	Level (dBuV/m)	Read Level (dBuV)	Factor (dB/m)	Limit Line (dBuV/m)	Over Limit (dB)	APos (cm)	TPos (deg)	Remark	Pol/Phase	Note
1	2328.03	54.96	18.11	36.85	74.00	-19.04	160	166	Peak	Horizontal	
2 *	2452.00	105.18	67.72	37.46	74.00	31.18	160	166	Peak	Horizontal	
3 !	2487.12	69.60	32.11	37.49	74.00	-4.40	160	166	Peak	Horizontal	



TÜV Rheinland Taiwan Ltd.
No. 438-18, Sec 2, Fenliao, Linkou Dist., New Taipei City 244, Taiwan(R.O.C.)
Tel: +886-2172-1000 Fax: +886-2172-1322



Peak	Freq (MHz)	Level (dBuV/m)	Read Level (dBuV)	Factor (dB/m)	Limit Line (dBuV/m)	Over Limit (dB)	APos (cm)	TPos (deg)	Remark	Pol/Phase	Note
1	2345.75	54.32	17.29	37.03	74.00	-19.68	100	116	Peak	Vertical	
2 *	2452.00	99.93	62.47	37.46	74.00	25.93	100	116	Peak	Vertical	
3	2487.24	64.33	26.84	37.49	74.00	-9.67	100	116	Peak	Vertical	

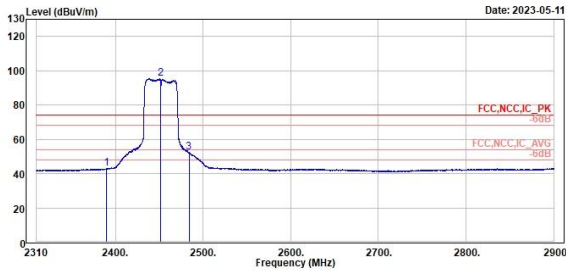
802.11n HT40

CH 11 (Horizontal) Average

CH 11 (Vertical) Average



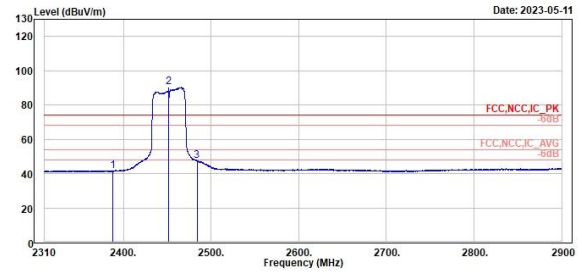
TÜV Rheinland Taiwan Ltd.
No. 438-18, Sec 2, Fenliao, Linkou Dist., New Taipei City 244, Taiwan(R.O.C.)
Tel: +886-2172-1000 Fax: +886-2172-1322



1	2	3	4	5	6	7	8	9	10	11	12	13	14	15	16	17	18	19	20
MHz	Level	Read	Level	Factor	Limit	Over	Apos	TPos	Remark	Pol/Phase	Note								
MHz	dBuV/m	dBuV	dB/m	dB/m	dBuV/m	dB	cm	deg											
2389.41	42.83	5.73	37.10	54.00	-11.17	160	166	Average	Horizontal										
2452.00	95.31	57.85	37.46	54.00	41.31	160	166	Average	Horizontal										
2483.93	52.39	14.90	37.49	54.00	-1.61	160	166	Average	Horizontal										



TÜV Rheinland Taiwan Ltd.
No. 438-18, Sec 2, Fenliao, Linkou Dist., New Taipei City 244, Taiwan(R.O.C.)
Tel: +886-2172-1000 Fax: +886-2172-1322



1	2	3	4	5	6	7	8	9	10	11	12	13	14	15	16	17	18	19	20
MHz	Level	Read	Level	Factor	Limit	Over	Apos	TPos	Remark	Pol/Phase	Note								
MHz	dBuV/m	dBuV	dB/m	dB/m	dBuV/m	dB	cm	deg											
2388.12	41.68	4.58	37.10	54.00	-12.32	100	116	Average	Vertical										
2452.00	90.48	52.94	37.46	54.00	36.48	100	116	Average	Vertical										
2483.93	47.57	10.08	37.49	54.00	-6.43	100	116	Average	Vertical										

Spurious Emissions, Tx Mode, 9kHz ~ 30MHz

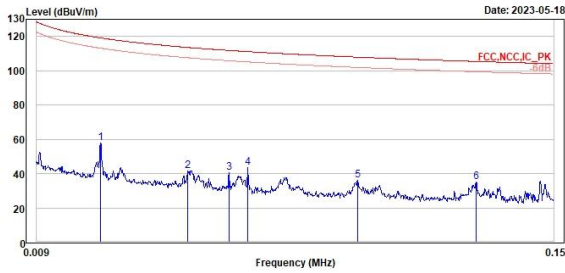
802.11n40

CH 69kHz~150kHz(Open)

CH 6150kHz~30MHz(Open)



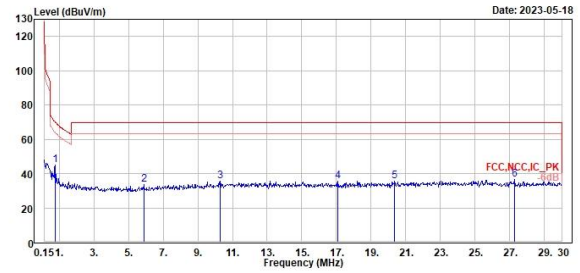
TÜV Rheinland Taiwan Ltd.
No. 438-18, Sec 2, FenYao, Linkou Dist., New Taipei City 244, Taiwan(R.O.C.)
Tel: +886-2172-1000 Fax: +886-2172-1322



Peak	Freq	Level	Read	Limit	Over	Apos	Tpos	Remark	Pol/Phase	Note
	MHz	dBuV/m	dBuV	dB/m	dBuV/m	dB	cm	deg		
1	0.03	57.92	38.97	18.95	119.13	-61.21	100	148 Peak	Open	
2	0.05	41.62	22.50	19.12	113.58	-71.96	100	148 Peak	Open	
3	0.06	40.72	21.87	18.85	111.82	-71.10	100	245 Peak	Open	
4	0.07	43.35	24.63	18.72	111.12	-67.77	100	168 Peak	Open	
5	0.10	35.99	17.98	18.01	107.90	-71.91	100	85 Peak	Open	
6	0.13	35.33	17.28	18.05	105.40	-70.07	100	167 Peak	Open	



TÜV Rheinland Taiwan Ltd.
No. 438-18, Sec 2, FenYao, Linkou Dist., New Taipei City 244, Taiwan(R.O.C.)
Tel: +886-2172-1000 Fax: +886-2172-1322



Peak	Freq	Level	Read	Limit	Over	Apos	Tpos	Remark	Pol/Phase	Note
	MHz	dBuV/m	dBuV	dB/m	dBuV/m	dB	cm	deg		
1	0.78	44.85	25.87	18.98	69.80	-24.95	100	148 Peak	Open	
2	5.68	33.52	13.66	19.86	69.50	-35.98	100	174 Peak	Open	
3	18.30	35.71	14.13	21.58	69.50	-33.79	100	26 Peak	Open	
4	17.07	35.49	13.45	22.04	69.50	-34.01	100	244 Peak	Open	
5	20.36	35.80	13.56	22.24	69.50	-33.70	100	308 Peak	Open	
6	27.28	36.53	14.22	22.31	69.50	-32.97	100	221 Peak	Open	

Spurious Emissions, Tx Mode, 30MHz ~ 1GHz

802.11n40

CH 6(Horizontal)

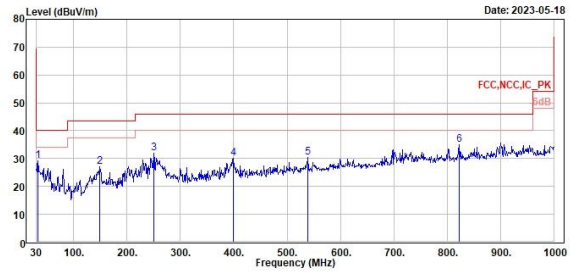
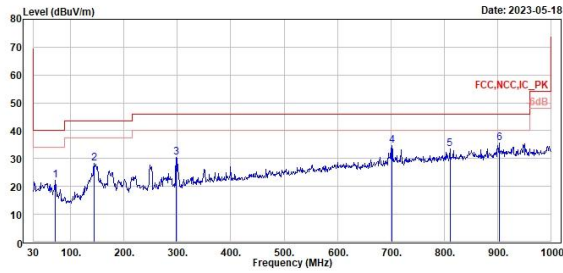
CH 6(Vertical)



TÜV Rheinland Taiwan Ltd.
No. 438-18, Sec 2, Fenliao, Linkou Dist., New Taipei City 244, Taiwan(R.O.C.)
Tel: +886-2172-1000 Fax: +886-2172-1322



TÜV Rheinland Taiwan Ltd.
No. 438-18, Sec 2, Fenliao, Linkou Dist., New Taipei City 244, Taiwan(R.O.C.)
Tel: +886-2172-1000 Fax: +886-2172-1322



Peak	Freq	Level	Read	Limit	Over	Apos	TPos	Remark	Pol/Phase	Note
	MHz	dBuV/m	dBuV	dB/m	dBuV/m	dB	cm	deg		
1	78.74	22.26	32.39	-10.13	46.00	-17.74	100	211 Peak	Horizontal	
2	144.46	28.37	36.04	-7.67	43.50	-15.13	200	266 Peak	Horizontal	
3	297.72	30.30	37.04	-6.74	46.00	-15.70	100	288 Peak	Horizontal	
4	782.21	34.74	33.03	1.71	46.00	-11.26	100	183 Peak	Horizontal	
5	818.85	33.36	30.45	2.91	46.00	-12.64	100	197 Peak	Horizontal	
6	903.00	35.58	31.25	4.33	46.00	-10.42	100	271 Peak	Horizontal	

Peak	Freq	Level	Read	Limit	Over	Apos	TPos	Remark	Pol/Phase	Note
	MHz	dBuV/m	dBuV	dB/m	dBuV/m	dB	cm	deg		
1	32.91	29.11	37.98	-8.87	46.00	-16.89	100	128 Peak	Vertical	
2	149.31	26.94	34.41	-7.47	43.50	-16.56	100	74 Peak	Vertical	
3	258.19	31.91	39.91	-8.00	46.00	-14.09	100	84 Peak	Vertical	
4	399.57	30.12	34.59	-4.47	46.00	-15.88	100	45 Peak	Vertical	
5	539.25	30.33	32.35	-2.02	46.00	-15.67	100	169 Peak	Vertical	
6	823.46	34.86	31.78	3.08	46.00	-11.14	100	170 Peak	Vertical	

Spurious Emissions, Tx Mode, 1GHz ~ 26.5GHz

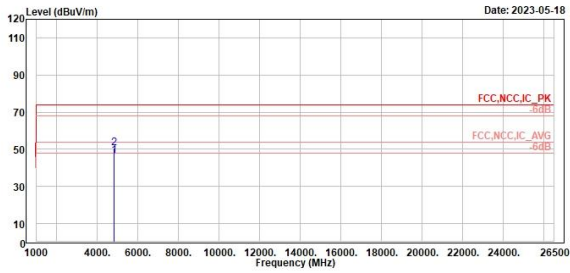
802.11b

CH 1(Horizontal)

CH 1(Vertical)



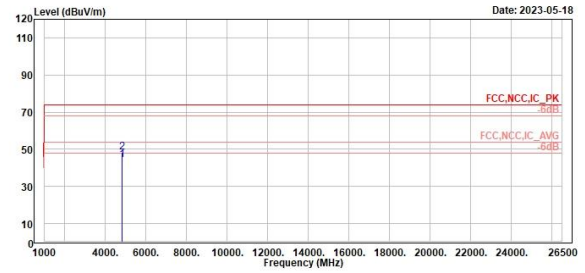
TUV Rheinland Taiwan Ltd.
No. 438-18, Sec 2, Fenliao, Linkou Dist., New Taipei City 244, Taiwan(R.O.C.)
Tel:+886-2172-1000 Fax:+886-2172-1322



1	2								
Freq	Level	Read	Limit	Over	APos	TPos	Remark	Pol/Phase	Note
MHz	dBuV/m	dBuV	dB/m	dBuV/m	dB	cm	deg		
4824.00	46.39	56.73	-10.34	54.00	-7.61	200	60 Average	Horizontal	
4824.00	59.78	61.12	-10.34	74.00	-23.22	200	60 Peak	Horizontal	



TUV Rheinland Taiwan Ltd.
No. 438-18, Sec 2, Fenliao, Linkou Dist., New Taipei City 244, Taiwan(R.O.C.)
Tel:+886-2172-1000 Fax:+886-2172-1322



1	2								
Freq	Level	Read	Limit	Over	APos	TPos	Remark	Pol/Phase	Note
MHz	dBuV/m	dBuV	dB/m	dBuV/m	dB	cm	deg		
4824.00	44.30	54.64	-10.34	54.00	-9.70	400	360 Average	Vertical	
4824.00	48.58	58.92	-10.34	74.00	-25.42	400	360 Peak	Vertical	

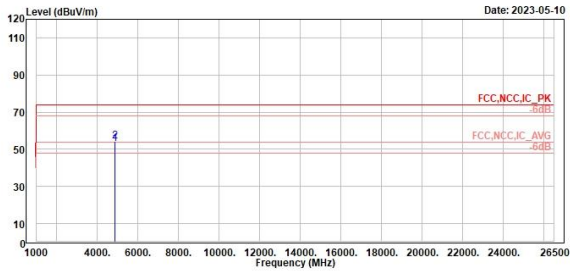
802.11b

CH 6(Horizontal)

CH 6(Vertical)



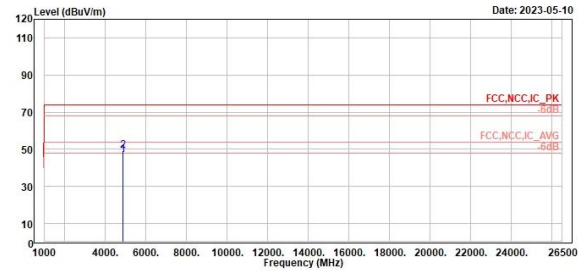
TUV Rheinland Taiwan Ltd.
No. 438-18, Sec 2, Fenliao, Linkou Dist., New Taipei City 244, Taiwan(R.O.C.)
Tel: +886-2172-1000 Fax: +886-2172-1322



Read	Level	Level Factor	Limit Line	Over Limit	APos	TPos	Remark	Pol/Phase	Note
MHz	dBuV/m	dBuV	dB/m	dBuV/m	dB	cm	deg		
1	4874.00	52.08	63.31	-10.33	54.00	-1.02	181	250 Average	Horizontal
2	4874.00	54.22	64.55	-10.33	74.00	-19.78	181	250 Peak	Horizontal



TUV Rheinland Taiwan Ltd.
No. 438-18, Sec 2, Fenliao, Linkou Dist., New Taipei City 244, Taiwan(R.O.C.)
Tel: +886-2172-1000 Fax: +886-2172-1322



Read	Level	Level Factor	Limit Line	Over Limit	APos	TPos	Remark	Pol/Phase	Note
MHz	dBuV/m	dBuV	dB/m	dBuV/m	dB	cm	deg		
1	4874.00	47.11	57.44	-10.33	54.00	-6.89	182	336 Average	Vertical
2	4874.00	49.25	59.58	-10.33	74.00	-24.75	182	336 Peak	Vertical

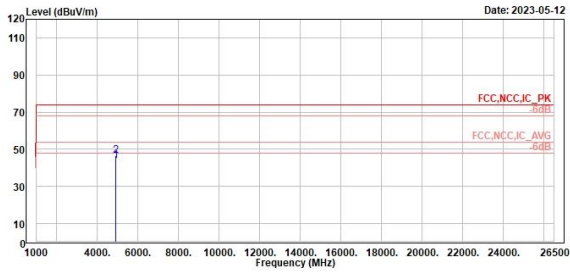
802.11b

CH 11 (Horizontal)

CH 11 (Vertical)



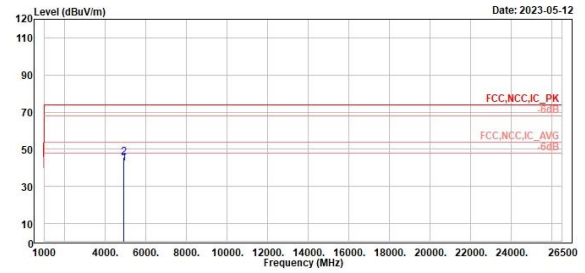
TÜV Rheinland Taiwan Ltd.
No. 438-18, Sec 2, FenYao, Linkou Dist., New Taipei City 244, Taiwan(R.O.C.)
Tel: +886-2172-1000 Fax: +886-2172-1322



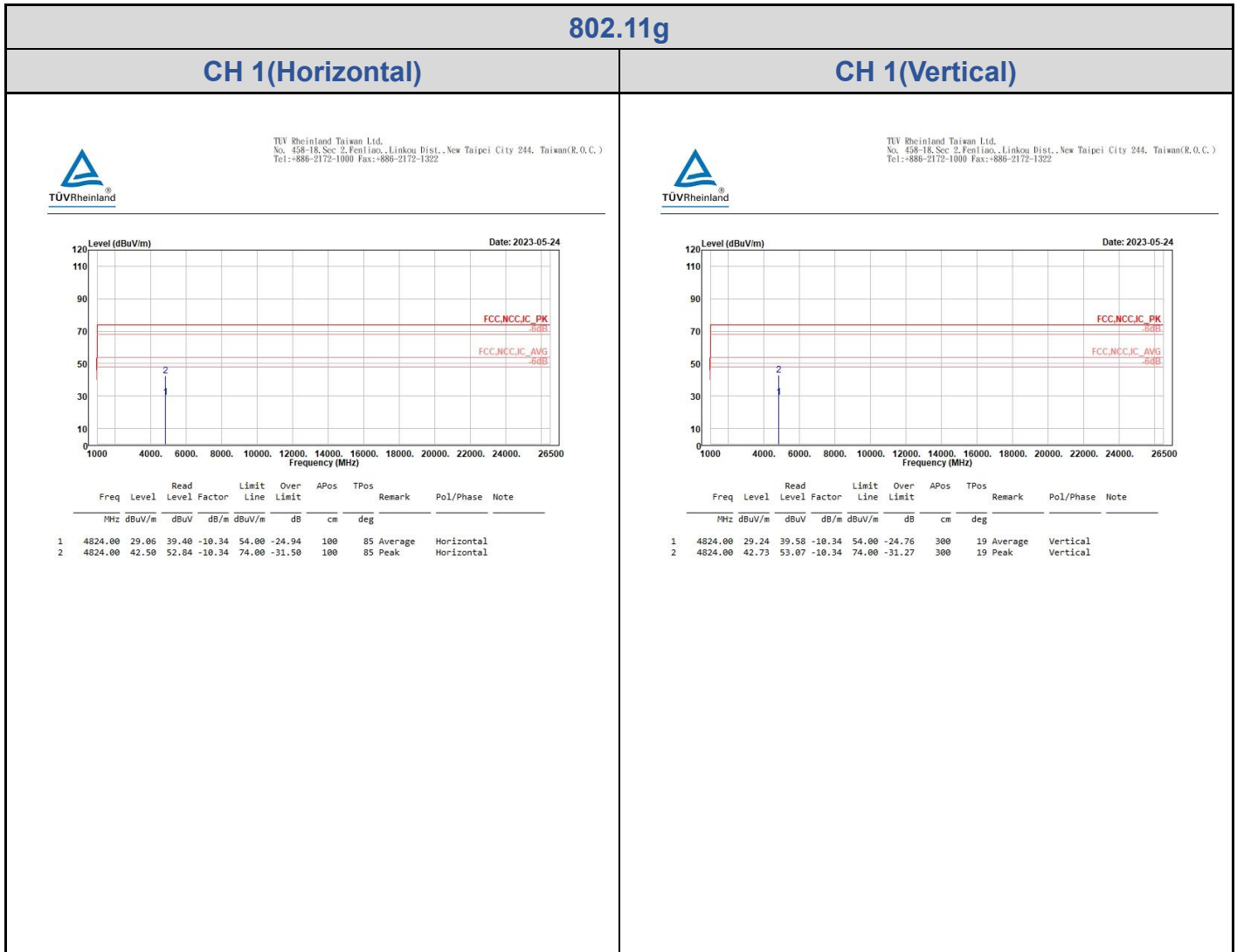
1	2
4924.00	4924.00
43.86	46.71
54.17	57.02
-10.31	-10.31
54.00	74.00
-10.14	-27.29
200	200
198	198
Average	Peak
Horizontal	Horizontal



TÜV Rheinland Taiwan Ltd.
No. 438-18, Sec 2, FenYao, Linkou Dist., New Taipei City 244, Taiwan(R.O.C.)
Tel: +886-2172-1000 Fax: +886-2172-1322



1	2
4924.00	4924.00
42.58	45.79
52.89	56.18
-10.31	-10.31
54.00	74.00
-11.42	-28.21
300	300
171	171
Average	Peak
Vertical	Vertical



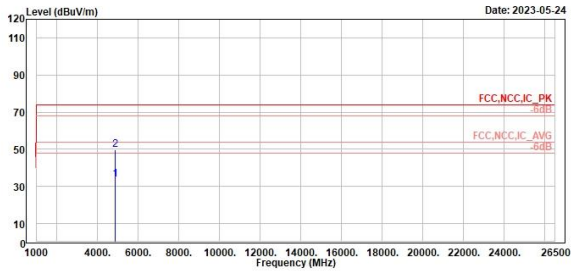
802.11g

CH 6(Horizontal)

CH 6(Vertical)



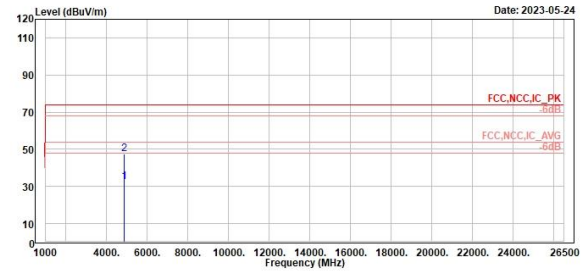
TUV Rheinland Taiwan Ltd.
No. 458-18, Sec 2, Fenliao, Linkou Dist., New Taipei City 244, Taiwan(R.O.C.)
Tel: +886-2172-1000 Fax: +886-2172-1322



1	2	3	4	5	6	7	8	9	10	11	12	13	14	15	16	17	18	19	20
Freq	Level	Read	Limit	Over	APos	TPos	Remark	Pol/Phase	Note										
MHz	dBuV/m	dBuV	dB/m	dBuV/m	dB	cm	deg												
4874.00	33.75	44.00	-10.33	54.00	-20.25	280	187 Average	Horizontal											
4874.00	49.56	59.89	-10.33	74.00	-24.44	280	187 Peak	Horizontal											



TUV Rheinland Taiwan Ltd.
No. 458-18, Sec 2, Fenliao, Linkou Dist., New Taipei City 244, Taiwan(R.O.C.)
Tel: +886-2172-1000 Fax: +886-2172-1322



1	2	3	4	5	6	7	8	9	10	11	12	13	14	15	16	17	18	19	20
Freq	Level	Read	Limit	Over	APos	TPos	Remark	Pol/Phase	Note										
MHz	dBuV/m	dBuV	dB/m	dBuV/m	dB	cm	deg												
4874.00	32.38	42.71	-10.33	54.00	-21.62	380	188 Average	Vertical											
4874.00	47.30	57.63	-10.33	74.00	-26.70	380	188 Peak	Vertical											

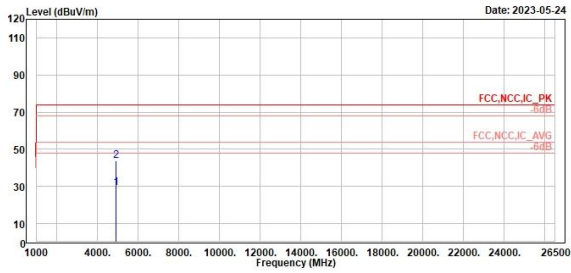
802.11g

CH 11 (Horizontal)

CH 11 (Vertical)



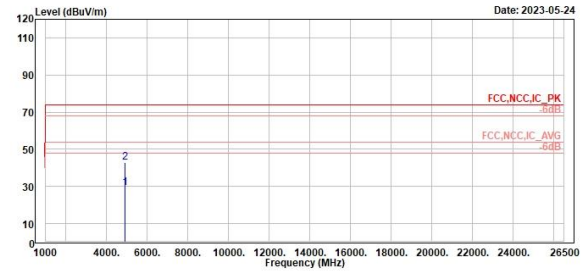
TÜV Rheinland Taiwan Ltd.
No. 458-18, Sec 2, Fenliao, Linkou Dist., New Taipei City 244, Taiwan(R.O.C.)
Tel: +886-2172-1000 Fax: +886-2172-1322



1	2								
Freq	Level	Read	Limit	Over	APos	TPos	Remark	Pol/Phase	Note
MHz	dBuV/m	dBuV	dB/m	dBuV/m	dB	cm	deg		
4924.00	29.19	39.50	-10.31	54.00	-24.81	280	196 Average	Horizontal	
4924.00	43.78	54.09	-10.31	74.00	-30.22	280	196 Peak	Horizontal	



TÜV Rheinland Taiwan Ltd.
No. 458-18, Sec 2, Fenliao, Linkou Dist., New Taipei City 244, Taiwan(R.O.C.)
Tel: +886-2172-1000 Fax: +886-2172-1322



1	2								
Freq	Level	Read	Limit	Over	APos	TPos	Remark	Pol/Phase	Note
MHz	dBuV/m	dBuV	dB/m	dBuV/m	dB	cm	deg		
4924.00	29.08	39.39	-10.31	54.00	-24.92	280	27 Average	Vertical	
4924.00	42.94	53.25	-10.31	74.00	-31.06	280	27 Peak	Vertical	

802.11n HT20

CH 1(Horizontal)

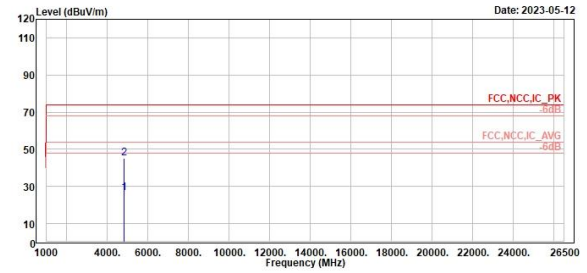
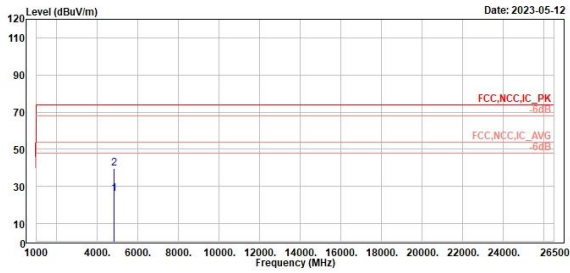
CH 1(Vertical)



TUV Rheinland Taiwan Ltd.
No. 438-18, Sec 2, Fenliao, Linkou Dist., New Taipei City 244, Taiwan(R.O.C.)
Tel: +886-2172-1000 Fax: +886-2172-1322



TUV Rheinland Taiwan Ltd.
No. 438-18, Sec 2, Fenliao, Linkou Dist., New Taipei City 244, Taiwan(R.O.C.)
Tel: +886-2172-1000 Fax: +886-2172-1322



Freq	Level	Read Level	Factor	Limit Line	Over Limit	APos	TPos	Remark	Pol/Phase	Note
MHz	dBuV/m	dBuV	dB/m	dBuV/m	dB	cm	deg			
1	4824.00	26.22	36.56	-10.34	54.00	-27.78	300	360 Average	Horizontal	
2	4824.00	39.91	50.25	-10.34	74.00	-34.09	300	360 Peak	Horizontal	

Freq	Level	Read Level	Factor	Limit Line	Over Limit	APos	TPos	Remark	Pol/Phase	Note
MHz	dBuV/m	dBuV	dB/m	dBuV/m	dB	cm	deg			
1	4824.00	26.31	36.65	-10.34	54.00	-27.69	126	360 Average	Vertical	
2	4824.00	44.96	55.30	-10.34	74.00	-29.04	126	360 Peak	Vertical	

802.11n HT20

CH 6(Horizontal)

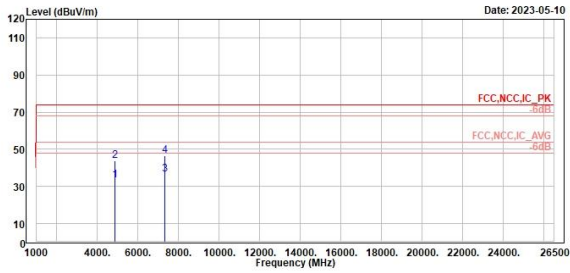
CH 6(Vertical)



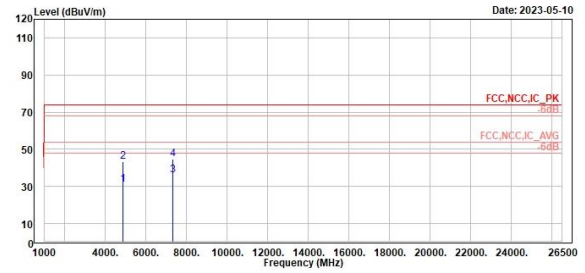
TÜV Rheinland Taiwan Ltd.
No. 438-18, Sec 2, Fenliao, Linkou Dist., New Taipei City 244, Taiwan(R.O.C.)
Tel: +886-2172-1000 Fax: +886-2172-1322



TÜV Rheinland Taiwan Ltd.
No. 438-18, Sec 2, Fenliao, Linkou Dist., New Taipei City 244, Taiwan(R.O.C.)
Tel: +886-2172-1000 Fax: +886-2172-1322



Line	Read Level	Read Level Factor	Limit Line	Over Limit	APos	TPos	Remark	Pol/Phase	Note
	MHz	dBuV/m	dBuV	dB/m	dBuV/m	dB	cm	deg	
1	4874.00	33.25	43.58	-10.33	54.00	-20.75	100	251	Average Horizontal
2	4874.00	43.91	54.24	-10.33	74.00	-30.09	100	251	Peak Horizontal
3	7311.00	36.56	45.05	-8.49	54.00	-17.44	100	192	Average Horizontal
4	7311.00	46.72	55.21	-8.49	74.00	-27.28	100	192	Peak Horizontal



Line	Read Level	Read Level Factor	Limit Line	Over Limit	APos	TPos	Remark	Pol/Phase	Note
	MHz	dBuV/m	dBuV	dB/m	dBuV/m	dB	cm	deg	
1	4874.00	30.88	41.21	-10.33	54.00	-23.12	336	269	Average Vertical
2	4874.00	43.25	53.58	-10.33	74.00	-30.75	336	269	Peak Vertical
3	7311.00	35.88	44.37	-8.49	54.00	-18.12	264	187	Average Vertical
4	7311.00	44.74	53.23	-8.49	74.00	-29.26	264	187	Peak Vertical

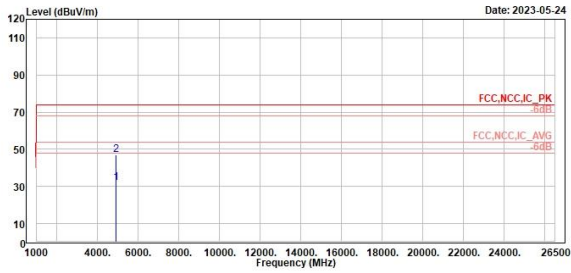
802.11n HT20

CH 10(Horizontal)

CH 10(Vertical)



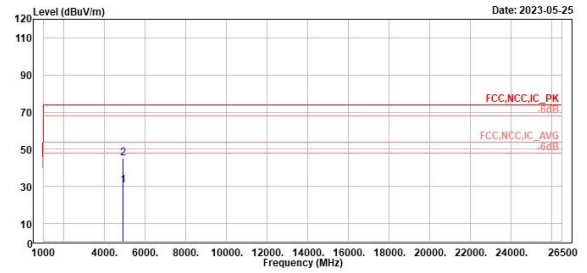
TUV Rheinland Taiwan Ltd.
No. 458-18, Sec 2, Fenliao, Linkou Dist., New Taipei City 244, Taiwan(R.O.C.)
Tel:+886-2172-1000 Fax:+886-2172-1322



Freq	Level	Read Level	Factor	Limit Line	Over Limit	APos	TPos	Remark	Pol/Phase	Note
MHz	dBuV/m	dBuV	dB/m	dBuV/m	dB	cm	deg			
1	4914.00	32.16	42.51	-10.35	54.00	-21.84	280	194 Average	Horizontal	
2	4914.00	47.09	57.44	-10.35	74.00	-26.91	280	194 Peak	Horizontal	



TUV Rheinland Taiwan Ltd.
No. 458-18, Sec 2, Fenliao, Linkou Dist., New Taipei City 244, Taiwan(R.O.C.)
Tel:+886-2172-1000 Fax:+886-2172-1322



Freq	Level	Read Level	Factor	Limit Line	Over Limit	APos	TPos	Remark	Pol/Phase	Note
MHz	dBuV/m	dBuV	dB/m	dBuV/m	dB	cm	deg			
1	4914.00	30.38	40.73	-10.35	54.00	-23.62	480	98 Average	Vertical	
2	4914.00	44.97	55.32	-10.35	74.00	-29.03	480	98 Peak	Vertical	

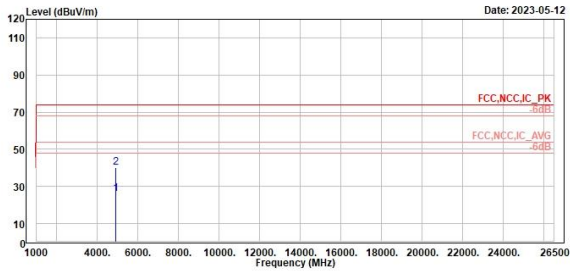
802.11n HT20

CH 11 (Horizontal)

CH 11 (Vertical)



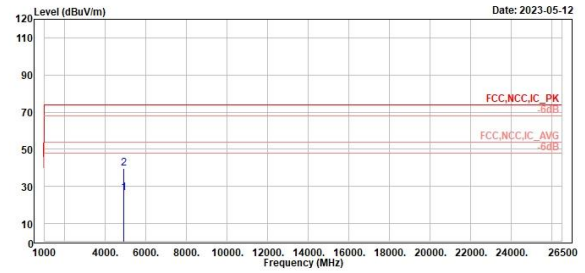
TÜV Rheinland Taiwan Ltd.
No. 438-18, Sec 2, Fenliao, Linkou Dist., New Taipei City 244, Taiwan(R.O.C.)
Tel: +886-2172-1000 Fax: +886-2172-1322



Read	Level	Level Factor	Limit Line	Over Limit	APos	TPos	Remark	Pol/Phase	Note
MHz	dBuV/m	dBuV	dB/m	dBuV/m	dB	cm	deg		
1	4924.00	26.16	36.47	-10.31	54.00	-27.84	300	126 Average	Horizontal
2	4924.00	49.17	50.48	-10.31	74.00	-33.83	300	126 Peak	Horizontal



TÜV Rheinland Taiwan Ltd.
No. 438-18, Sec 2, Fenliao, Linkou Dist., New Taipei City 244, Taiwan(R.O.C.)
Tel: +886-2172-1000 Fax: +886-2172-1322



Read	Level	Level Factor	Limit Line	Over Limit	APos	TPos	Remark	Pol/Phase	Note
MHz	dBuV/m	dBuV	dB/m	dBuV/m	dB	cm	deg		
1	4924.00	26.33	36.64	-10.31	54.00	-27.67	400	152 Average	Vertical
2	4924.00	39.70	50.01	-10.31	74.00	-34.30	400	152 Peak	Vertical

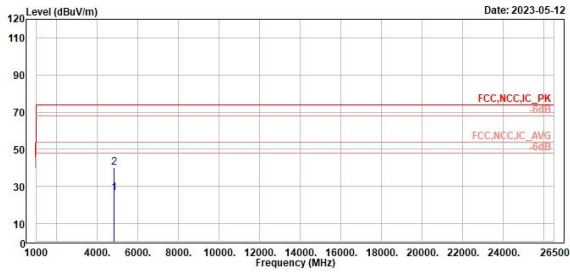
802.11n HT40

CH 1(Horizontal)

CH 1(Vertical)



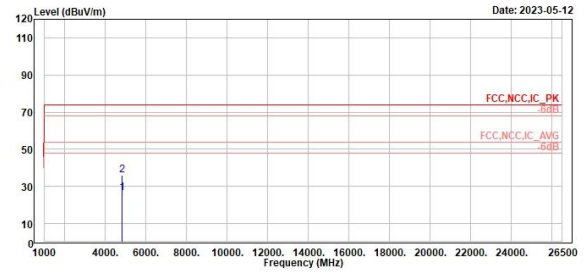
TUV Rheinland Taiwan Ltd.
No. 438-18, Sec 2, Fenliao, Linkou Dist., New Taipei City 244, Taiwan(R.O.C.)
Tel: +886-2172-1000 Fax: +886-2172-1322



Read	Level	Factor	Limit	Over	APos	TPos	Remark	Pol/Phase	Note
Freq	Level	Level	Line	Line	cm	deg			
MHz	dBuV/m	dBuV	dB/m	dBuV/m	dB	cm	deg		
1	4844.00	26.44	36.71	-10.27	54.00	-27.56	400	112 Average	Horizontal
2	4844.00	39.97	50.24	-10.27	74.00	-34.03	400	112 Peak	Horizontal



TUV Rheinland Taiwan Ltd.
No. 438-18, Sec 2, Fenliao, Linkou Dist., New Taipei City 244, Taiwan(R.O.C.)
Tel: +886-2172-1000 Fax: +886-2172-1322



Read	Level	Factor	Limit	Over	APos	TPos	Remark	Pol/Phase	Note
Freq	Level	Level	Line	Line	cm	deg			
MHz	dBuV/m	dBuV	dB/m	dBuV/m	dB	cm	deg		
1	4844.00	26.39	36.66	-10.27	54.00	-27.61	400	281 Average	Vertical
2	4844.00	36.07	46.34	-10.27	74.00	-37.93	400	281 Peak	Vertical

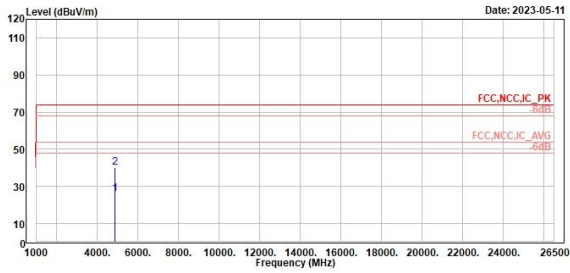
802.11n HT40

CH 6(Horizontal)

CH 6(Vertical)



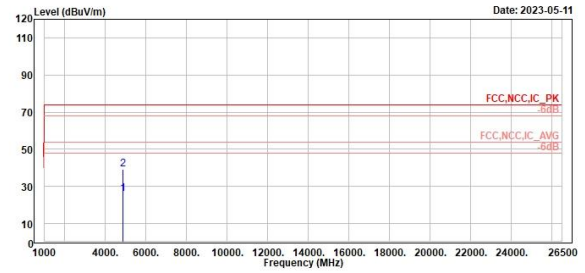
TÜV Rheinland Taiwan Ltd.
No. 438-18, Sec 2, Fenliao, Linkou Dist., New Taipei City 244, Taiwan(R.O.C.)
Tel: +886-2172-1000 Fax: +886-2172-1322



Freq	Level	Read Level	Factor	Limit Line	Over Limit	APos	TPos	Remark	Pol/Phase	Note
MHz	dBuV/m	dBuV	dB/m	dBuV/m	dB	cm	deg			
1	4874.00	26.07	36.40	-10.33	54.00	-27.93	118	360 Average	Horizontal	
2	4874.00	40.09	50.42	-10.33	74.00	-33.91	118	360 Peak	Horizontal	



TÜV Rheinland Taiwan Ltd.
No. 438-18, Sec 2, Fenliao, Linkou Dist., New Taipei City 244, Taiwan(R.O.C.)
Tel: +886-2172-1000 Fax: +886-2172-1322



Freq	Level	Read Level	Factor	Limit Line	Over Limit	APos	TPos	Remark	Pol/Phase	Note
MHz	dBuV/m	dBuV	dB/m	dBuV/m	dB	cm	deg			
1	4874.00	26.05	36.38	-10.33	54.00	-27.95	300	2 Average	Vertical	
2	4874.00	39.26	49.59	-10.33	74.00	-34.74	300	2 Peak	Vertical	

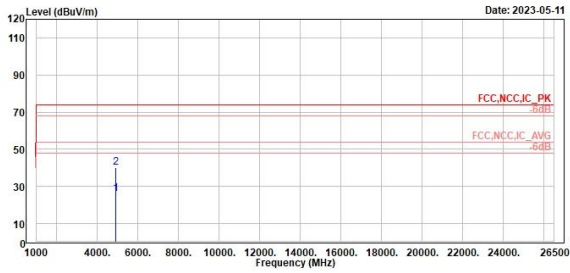
802.11n HT40

CH 11 (Horizontal)

CH 11 (Vertical)



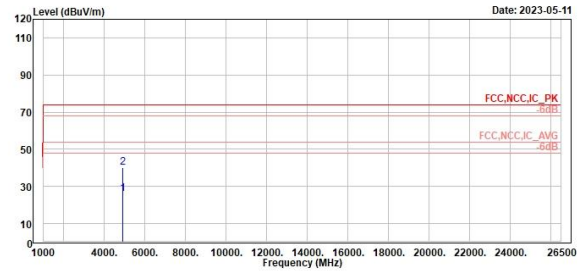
TUV Rheinland Taiwan Ltd.
No. 438-18, Sec 2, Fenliao, Linkou Dist., New Taipei City 244, Taiwan(R.O.C.)
Tel: +886-2172-1000 Fax: +886-2172-1322



1	2								
Freq	Level	Read	Limit	Over	APos	TPos	Remark	Pol/Phase	Note
MHz	dBuV/m	dBuV	dB/m	dBuV/m	dB	cm	deg		
4904.00	26.13	36.50	-10.37	54.00	-27.87	100	177 Average	Horizontal	
4904.00	48.21	50.58	-10.37	74.00	-33.79	100	177 Peak	Horizontal	



TUV Rheinland Taiwan Ltd.
No. 438-18, Sec 2, Fenliao, Linkou Dist., New Taipei City 244, Taiwan(R.O.C.)
Tel: +886-2172-1000 Fax: +886-2172-1322



1	2								
Freq	Level	Read	Limit	Over	APos	TPos	Remark	Pol/Phase	Note
MHz	dBuV/m	dBuV	dB/m	dBuV/m	dB	cm	deg		
4904.00	26.07	36.44	-10.37	54.00	-27.93	300	169 Average	Vertical	
4904.00	48.21	50.58	-10.37	74.00	-33.79	300	169 Peak	Vertical	

Mains Conducted Emission, 150kHz ~ 30MHz

