



BackCover with
Sticker Placement
(Page 12)

eve energy 



Room • Pièce :

Notes • Remarques :

.....

Cover (Page 1)



eve energy 

Get Started

Prise en main

(2)



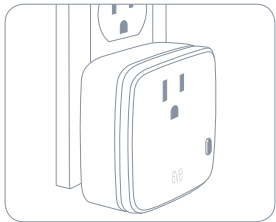
(3)



Get started • Prise en main

①

Plug Eve Energy into a socket.
Branchez Eve Energy sur une prise électrique.



i

**1800 W
Max**



**For indoor
use only**


②

Download the Elgato Eve app from the App Store.
Téléchargez l'app Elgato Eve sur l'App Store.

🔍 Elgato Eve



**Download on the
App Store**



(4)



Get started • Prise en main


3

Open the Elgato Eve app and tap Add Accessory. Eve will now guide you through the setup process.

Ouvrez l'app Elgato Eve et touchez Ajouter un accessoire. Eve vous guidera alorstout au long du processus de configuration.

Add Accessory

(5)



If you have already set up another accessory, go to the Eve settings to add Eve Energy to your home.

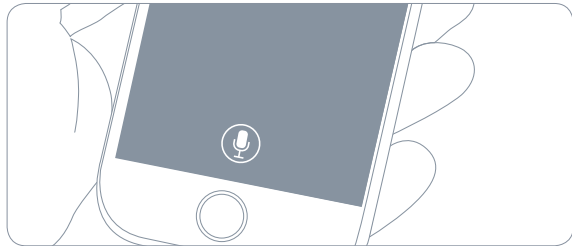
Si vous avez déjà configuré un autre accessoire, accédez aux réglages d'Eve pour ajouter Eve Energy à votre domicile.

(6)



Enjoy • Profitez-en bien

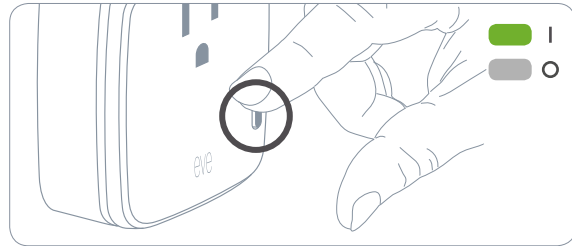
Switch your devices on and off from the app or using Siri.
Allumez et éteignez vos appareils à l'aide de l'app ou de Siri.



(7)



You can also use the button to switch Eve Energy on and off.
Vous pouvez également utiliser le bouton pour allumer et éteindre Eve Energy.



(8)



Legal Information • Informations légales

This device complies with part 15 of the FCC Rules and Industry Canada licence-exempt RSS standard(s). Operation is subject to the following two conditions: (1) This device may not cause interference, and (2) this device must accept any interference received, including interference that may cause undesired operation.

This equipment has been tested and found to comply with the limits for a Class B digital device, pursuant to part 15 of the FCC Rules. These limits are designed to provide reasonable protection against harmful interference in a residential installation. This equipment generates, uses and can radiate radio frequency energy and, if not installed and used in accordance with the instructions, may cause harmful interference to radio communications. However, there is no guarantee that interference will not occur in a particular installation. If this equipment does cause harmful interference to radio or television reception, which can be determined by turning the equipment off and on, you are encouraged to try to correct the interference by one or more of the following measures: reorient or relocate the receiving antenna; increase the separation between the equipment and receiver; consult the dealer or an experienced radio/TV technician for help.

Changes or modifications not expressly approved by Elgato Systems could void your authority to operate this device.

This equipment complies with FCC RF radiation exposure limits set forth for an uncontrolled environment. This equipment should be installed and operated with a minimum distance of

(9)



0.5 centimeters between the radiator and your body. This transmitter must not be co-located or operating in conjunction with any other antenna or transmitter. The antennas used for this transmitter must be installed to provide a separation distance of at least 0.5 cm from all persons and must not be co-located or operating in conjunction with any other antenna or transmitter.

Le présent appareil est conforme aux CNR d'Industrie Canada applicables aux appareils radio exempts de licence. L'exploitation est autorisée aux deux conditions suivantes : (1) l'appareil ne doit pas produire de brouillage, et (2) l'utilisateur de l'appareil doit accepter tout brouillage radioélectrique subi, même si le brouillage est susceptible d'en compromettre le fonctionnement. Cet appareil numérique de la classe B est conforme à la norme NMB-003 du Canada.

This Class B digital apparatus complies with Canadian ICES-003.
Product: 1EE104001001 • Model: 20EAG4101 • Part: 5EAG4101
FCC ID: SNE-ENERG-003 • IC: 11192A-ENERG003

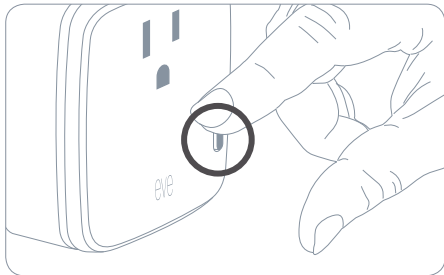
Purpose of control: Operating electronic appliance control • Construction of the control: Plug-In operating control • Type 1 or Type 2 Action: Type 1.B • Operating Time: Continuous
• Control pollution degree: 2

For questions about Elgato product compliance with FCC regulations, please contact: Compliance Officer, Elgato Systems, 900 Kearny St. #750, San Francisco, CA 94133.

(10)



Reset • Réinitialisation



(11)



Please keep your HomeKit Setup Code in a safe place. You need it to securely add Eve to your home, and nobody but you has a copy.

Conservez en lieu sûr votre code de configuration HomeKit. Ce code est indispensable pour ajouter Eve au réseau de votre domicile, et personne d'autre que vous ne connaît ce code.

