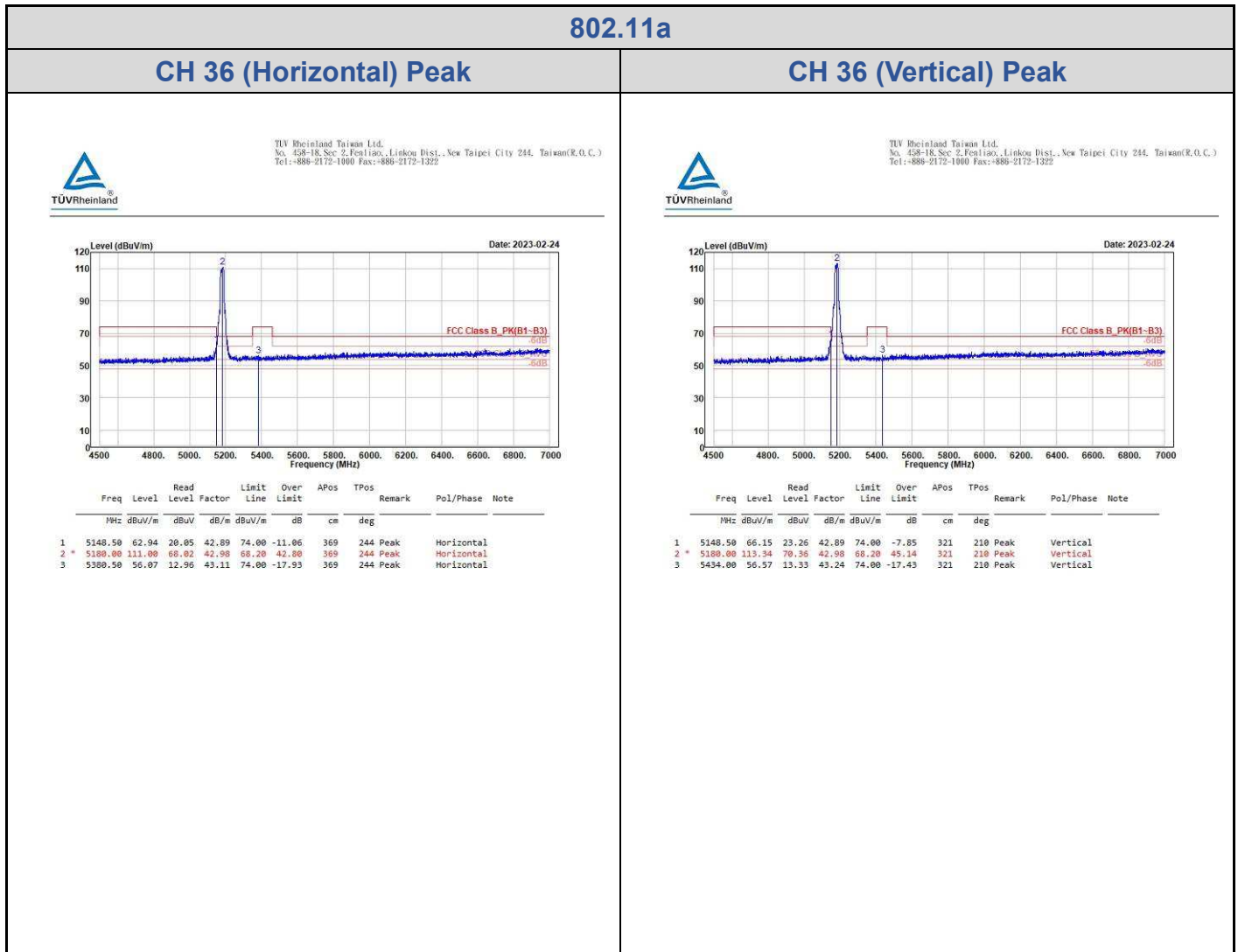


Appendix B: Test Results of Radiation Spurious Emissions & Mains

Conducted Emission

Band Edges, 4.5GHz ~ 5.15GHz

U-NII-1



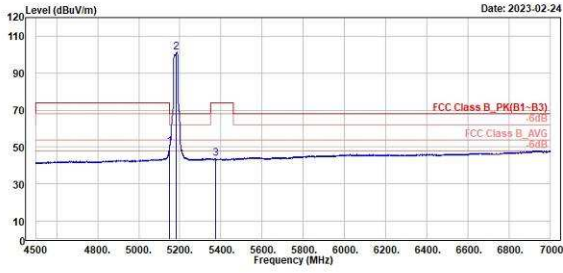
802.11a

CH 36 (Horizontal) Average

CH 36 (Vertical) Average



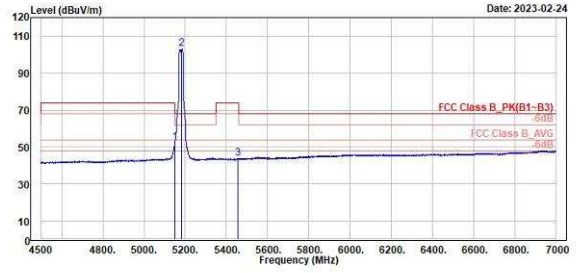
TUV Rheinland Taiwan Ltd.
No. 438-18, Sec. 2, Fenhiao, Linkou Dist., New Taipei City 244, Taiwan(R.O.C.)
Tel: +886-2172-1000 Fax: +886-2172-1322



1	2	3	Read Level	Level Factor	Limit Line	Over Limit	APos	TPos	Remark	Pol/Phase	Note
MHz	dBuV/m	dBuV	dB/m	dBuV/m	dB	cm	deg				
1	5150.00	50.07	7.17	42.90	54.00	-3.93	369	244	Average	Horizontal	
2	5180.00	101.36	58.38	42.98	54.00	47.36	369	244	Average	Horizontal	
3	5375.00	43.78	0.69	43.09	54.00	-10.22	369	244	Average	Horizontal	



TUV Rheinland Taiwan Ltd.
No. 438-18, Sec. 2, Fenhiao, Linkou Dist., New Taipei City 244, Taiwan(R.O.C.)
Tel: +886-2172-1000 Fax: +886-2172-1322



1	2	3	Read Level	Level Factor	Limit Line	Over Limit	APos	TPos	Remark	Pol/Phase	Note
MHz	dBuV/m	dBuV	dB/m	dBuV/m	dB	cm	deg				
1	5150.00	52.57	9.67	42.90	54.00	-1.43	321	210	Average	Vertical	
2	5180.00	103.14	60.15	42.98	54.00	49.14	321	210	Average	Vertical	
3	5454.50	43.95	0.69	43.26	54.00	-10.05	321	210	Average	Vertical	

802.11a

CH 40 (Horizontal) Peak

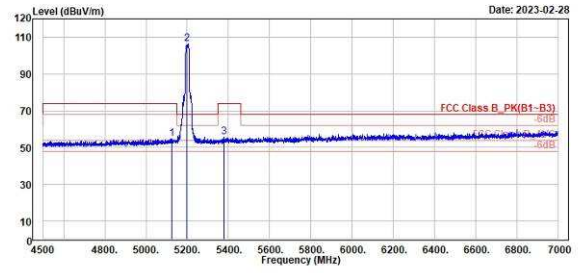
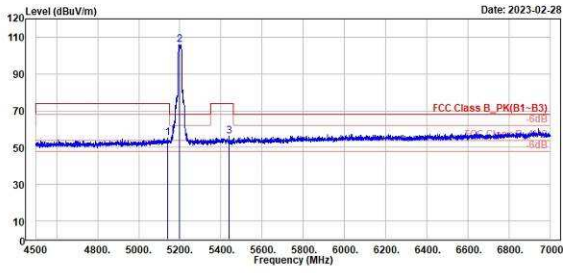
CH 40 (Vertical) Peak



TUV Rheinland Taiwan Ltd.
No. 458-18, Sec 2, Fenliao, Linkou Dist., New Taipei City 244, Taiwan(R.O.C.)
Tel: +886-2172-1000 Fax: +886-2172-1322



TUV Rheinland Taiwan Ltd.
No. 458-18, Sec 2, Fenliao, Linkou Dist., New Taipei City 244, Taiwan(R.O.C.)
Tel: +886-2172-1000 Fax: +886-2172-1322



Peak	Freq (MHz)	Level (dBuV/m)	Read Level (dBuV)	Factor (dB/m)	Limit Line (dBuV/m)	Over Limit (dB)	APos (cm)	TPos (deg)	Remark	Pol/Phase	Note
1	5149.50	55.33	13.92	41.41	74.00	-18.67	120	240	Peak	Horizontal	
2 *	5200.00	105.89	64.23	41.66	68.28	37.69	120	240	Peak	Horizontal	
3	5439.00	55.91	13.71	42.20	74.00	-18.09	120	240	Peak	Horizontal	

Peak	Freq (MHz)	Level (dBuV/m)	Read Level (dBuV)	Factor (dB/m)	Limit Line (dBuV/m)	Over Limit (dB)	APos (cm)	TPos (deg)	Remark	Pol/Phase	Note
1	5126.50	54.96	13.59	41.37	74.00	-19.04	100	233	Peak	Vertical	
2 *	5200.00	105.45	64.02	41.43	68.28	38.28	100	233	Peak	Vertical	
3	5380.00	55.53	13.33	42.20	74.00	-18.47	100	233	Peak	Vertical	

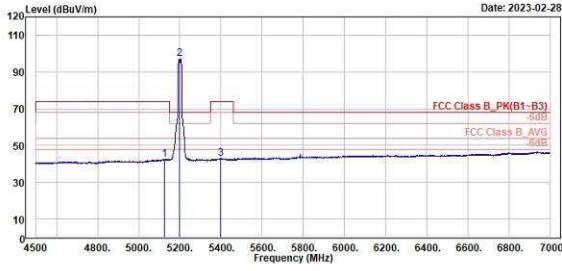
802.11a

CH 40 (Horizontal) Average

CH 40 (Vertical) Average



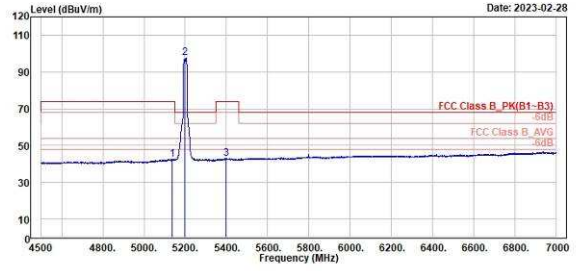
TUV Rheinland Taiwan Ltd.
No. 458-18, Sec 2, Fenliao, Linkou Dist., New Taipei City 244, Taiwan(R.O.C.)
Tel: +886-2172-1000 Fax: +886-2172-1322



Read	Limit	Over	APos	TPos	Remark	Pol/Phase	Note	
Level	Line	Limit						
Factor								
dB/m	dBuV/m	dB	cm	deg				
1	5124.00	42.45	1.08	41.37	54.00	-11.55	120	240 Average Horizontal
2 *	5200.00	97.01	55.35	41.65	54.00	43.01	120	240 average Horizontal
3	5397.50	42.97	0.51	42.46	54.00	-11.03	120	240 Average Horizontal



TUV Rheinland Taiwan Ltd.
No. 458-18, Sec 2, Fenliao, Linkou Dist., New Taipei City 244, Taiwan(R.O.C.)
Tel: +886-2172-1000 Fax: +886-2172-1322



Read	Limit	Over	APos	TPos	Remark	Pol/Phase	Note	
Level	Line	Limit						
Factor								
dB/m	dBuV/m	dB	cm	deg				
1	5137.00	42.41	1.02	41.39	54.00	-11.59	100	233 Average Vertical
2 *	5200.00	97.45	55.08	41.66	54.00	43.46	100	233 Average Vertical
3	5398.50	42.82	0.35	42.47	54.00	-11.18	100	233 Average Vertical

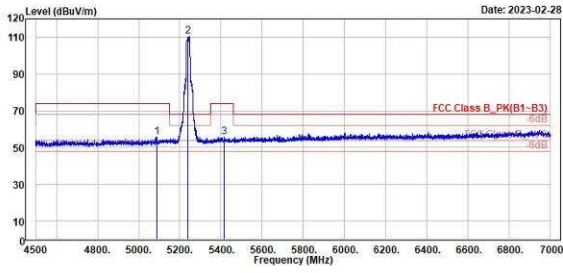
802.11a

CH 48 (Horizontal) Peak

CH 48 (Vertical) Peak



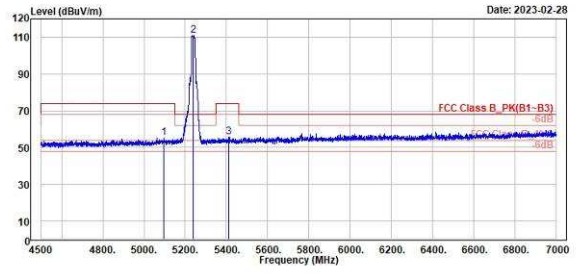
TUV Rheinland Taiwan Ltd.
No. 458-18, Sec 2, Fenliao, Linkou Dist., New Taipei City 244, Taiwan(R.O.C.)
Tel: +886-2172-1000 Fax: +886-2172-1322



Peak	Freq (MHz)	Level (dBuV/m)	Read Level (dBuV)	Level Factor (dB/m)	Factor (dB/m)	Limit Line (dBuV/m)	Over Limit (dB)	APos (cm)	TPos (deg)	Remark	Pol/Phase	Note
1	5896.00	55.54	14.25	41.29	74.00	-18.46	360	243	Peak	Horizontal		
2 *	5240.00	110.47	68.89	41.61	68.28	42.27	360	243	Peak	Horizontal		
3	5414.00	55.73	13.34	42.39	74.00	-18.27	360	243	Peak	Horizontal		



TUV Rheinland Taiwan Ltd.
No. 458-18, Sec 2, Fenliao, Linkou Dist., New Taipei City 244, Taiwan(R.O.C.)
Tel: +886-2172-1000 Fax: +886-2172-1322



Peak	Freq (MHz)	Level (dBuV/m)	Read Level (dBuV)	Level Factor (dB/m)	Factor (dB/m)	Limit Line (dBuV/m)	Over Limit (dB)	APos (cm)	TPos (deg)	Remark	Pol/Phase	Note
1	5896.50	55.39	14.09	41.30	74.00	-18.61	382	242	Peak	Vertical		
2 *	5240.00	111.19	69.68	41.61	68.28	42.90	382	242	Peak	Vertical		
3	5410.00	55.51	13.10	42.41	74.00	-18.49	382	242	Peak	Vertical		

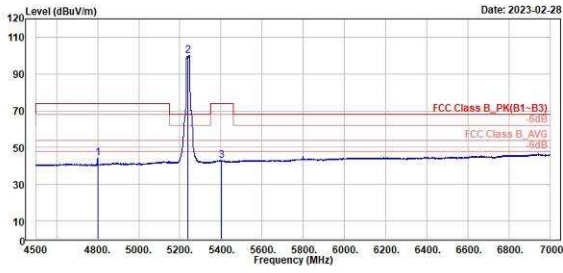
802.11a

CH 48 (Horizontal) Average

CH 48 (Vertical) Average



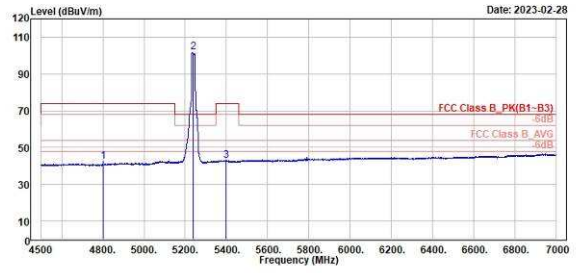
TUV Rheinland Taiwan Ltd.
No. 458-18, Sec 2, Fenliao, Linkou Dist., New Taipei City 244, Taiwan(R.O.C.)
Tel: +886-2172-1000 Fax: +886-2172-1322



1	2	3	Read Level	Level Factor	Limit Line	Over Limit	APos	TPos	Remark	Pol/Phase	Note
MHz	dBuV/m	dBuV	dB/m	dBuV/m	dB	cm	deg				
4800.00	44.40	3.40	41.00	54.00	-9.60	360	243	Average	Horizontal		
5240.00	100.01	58.49	41.61	54.00	46.01	360	243	average	Horizontal		
5402.00	42.99	0.52	42.47	54.00	-11.01	360	243	Average	Horizontal		



TUV Rheinland Taiwan Ltd.
No. 458-18, Sec 2, Fenliao, Linkou Dist., New Taipei City 244, Taiwan(R.O.C.)
Tel: +886-2172-1000 Fax: +886-2172-1322



1	2	3	Read Level	Level Factor	Limit Line	Over Limit	APos	TPos	Remark	Pol/Phase	Note
MHz	dBuV/m	dBuV	dB/m	dBuV/m	dB	cm	deg				
4800.00	42.57	1.57	41.00	54.00	-11.43	382	242	Average	Vertical		
5240.00	101.92	60.31	41.61	54.00	47.92	382	242	Average	Vertical		
5400.00	42.87	0.38	42.49	54.00	-11.13	382	242	Average	Vertical		

802.11ac VHT20

CH 36 (Horizontal) Peak

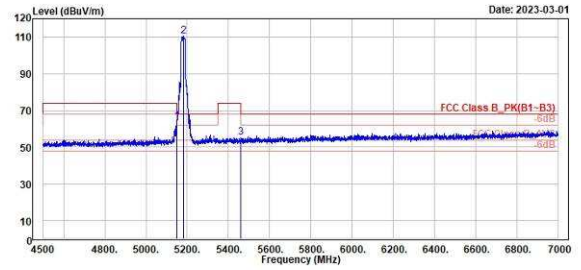
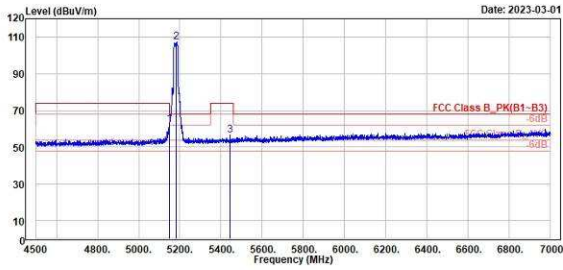
CH 36 (Vertical) Peak



TUV Rheinland Taiwan Ltd.
No. 458-18, Sec 2, Fenliao, Linkou Dist., New Taipei City 244, Taiwan(R.O.C.)
Tel: +886-2172-1000 Fax: +886-2172-1322



TUV Rheinland Taiwan Ltd.
No. 458-18, Sec 2, Fenliao, Linkou Dist., New Taipei City 244, Taiwan(R.O.C.)
Tel: +886-2172-1000 Fax: +886-2172-1322



Peak	Freq	Level	Read Level	Factor	Limit Line	Over Limit	APos	TPos	Remark	Pol/Phase	Note
	MHz	dBuV/m	dBuV	dB/m	dBuV/m	dB	cm	deg			
1	5159.00	62.47	21.04	41.43	68.20	-5.73	300	242	Peak	Horizontal	
2 *	5189.00	107.01	65.44	41.57	68.20	38.81	300	242	Peak	Horizontal	
3	5442.00	56.49	14.32	42.17	74.00	-17.51	300	242	Peak	Horizontal	

Peak	Freq	Level	Read Level	Factor	Limit Line	Over Limit	APos	TPos	Remark	Pol/Phase	Note
	MHz	dBuV/m	dBuV	dB/m	dBuV/m	dB	cm	deg			
1	5149.50	64.03	22.60	41.43	74.00	-9.97	355	229	Peak	Vertical	
2 *	5189.00	110.24	68.67	41.57	68.20	42.04	355	229	Peak	Vertical	
3	5460.00	55.34	13.17	42.17	68.20	-12.86	355	229	Peak	Vertical	

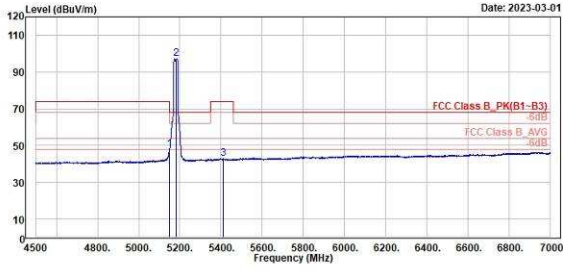
802.11ac VHT20

CH 36 (Horizontal) Average

CH 36 (Vertical) Average



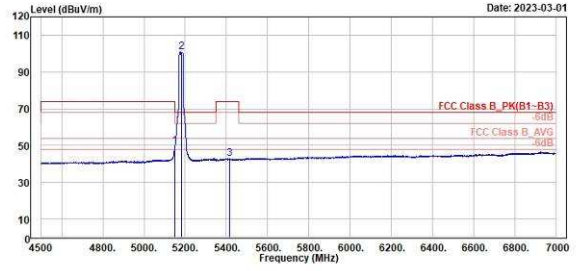
TUV Rheinland Taiwan Ltd.
No. 458-18, Sec 2, Fenliao, Linkou Dist., New Taipei City 244, Taiwan(R.O.C.)
Tel: +886-2172-1000 Fax: +886-2172-1322



	Read Level	Level Factor	Limit Line	Over Limit	APos	TPos	Remark	Pol/Phase	Note
	MHz	dBuV/m	dB/m	dBuV/m	dB	cm	deg		
1	5150.00	47.87	6.44	41.43	54.00	-6.13	300	242 Average	Horizontal
2 *	5200.00	97.19	55.62	41.57	54.00	43.19	300	242 average	Horizontal
3	5409.50	42.71	0.30	42.41	54.00	-11.29	300	242 Average	Horizontal



TUV Rheinland Taiwan Ltd.
No. 458-18, Sec 2, Fenliao, Linkou Dist., New Taipei City 244, Taiwan(R.O.C.)
Tel: +886-2172-1000 Fax: +886-2172-1322



	Read Level	Level Factor	Limit Line	Over Limit	APos	TPos	Remark	Pol/Phase	Note
	MHz	dBuV/m	dB/m	dBuV/m	dB	cm	deg		
1	5150.00	49.69	8.26	41.43	54.00	-4.31	355	229 Average	Vertical
2 *	5200.00	108.65	59.89	41.57	54.00	46.66	355	229 Average	Vertical
3	5414.50	42.79	0.41	42.38	54.00	-11.21	355	229 Average	Vertical

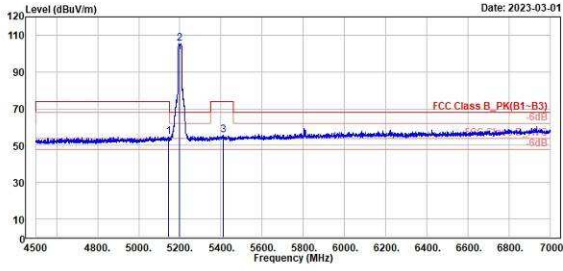
802.11ac VHT20

CH 40 (Horizontal) Peak

CH 40 (Vertical) Peak



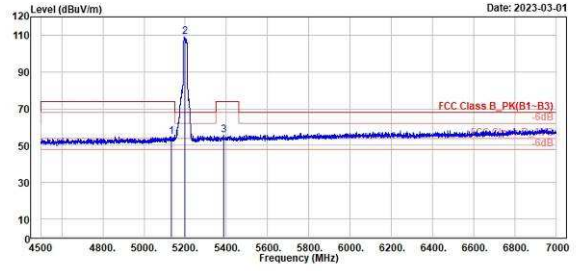
TUV Rheinland Taiwan Ltd.
No. 458-18, Sec 2, Fenliao, Linkou Dist., New Taipei City 244, Taiwan(R.O.C.)
Tel: +886-2172-1000 Fax: +886-2172-1322



Peak	Freq (MHz)	Level (dBuV/m)	Read Level (dBuV)	Factor (dB/m)	Limit (dBuV/m)	Over Limit (dB)	APos (cm)	TPos (deg)	Remark	Pol/Phase	Note
1	5145.00	54.80	13.46	41.42	74.00	-19.12	297	245	Peak	Horizontal	
2 *	5209.00	105.80	63.94	41.86	68.20	37.40	297	245	Peak	Horizontal	
3	5409.00	55.58	13.16	42.42	74.00	-18.42	297	245	Peak	Horizontal	



TUV Rheinland Taiwan Ltd.
No. 458-18, Sec 2, Fenliao, Linkou Dist., New Taipei City 244, Taiwan(R.O.C.)
Tel: +886-2172-1000 Fax: +886-2172-1322



Peak	Freq (MHz)	Level (dBuV/m)	Read Level (dBuV)	Factor (dB/m)	Limit (dBuV/m)	Over Limit (dB)	APos (cm)	TPos (deg)	Remark	Pol/Phase	Note
1	5133.00	54.96	13.57	41.39	74.00	-19.04	391	240	Peak	Vertical	
2 *	5209.00	109.21	67.55	41.66	68.20	41.01	391	240	Peak	Vertical	
3	5384.50	55.45	13.19	42.26	74.00	-18.55	391	240	Peak	Vertical	

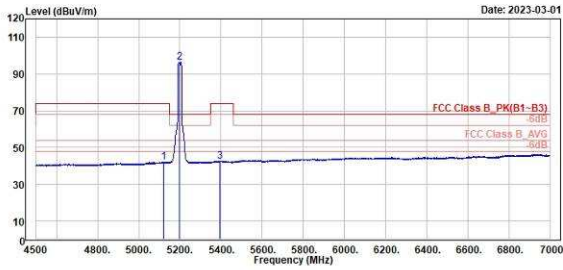
802.11ac VHT20

CH 40 (Horizontal) Average

CH 40 (Vertical) Average



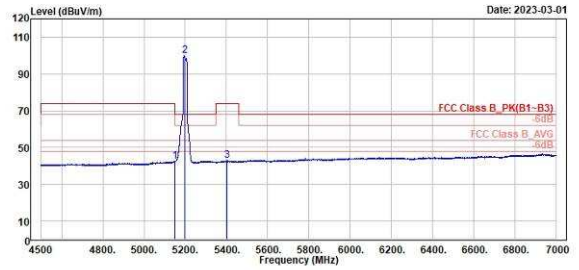
TUV Rheinland Taiwan Ltd.
No. 458-18, Sec 2, Fenliao, Linkou Dist., New Taipei City 244, Taiwan(R.O.C.)
Tel: +886-2172-1000 Fax: +886-2172-1322



1	2	3	Read Level	Level Factor	Limit Line	Over Limit	APos	TPos	Remark	Pol/Phase	Note
MHz	dBuV/m	dBuV	dB/m	dBuV/m	dB	cm	deg				
5120.50	42.12	0.77	41.35	54.00	-11.88	297	245	Average	Horizontal		
5200.00	96.28	54.62	41.66	54.00	42.28	297	245	average	Horizontal		
5396.00	42.64	0.21	42.43	54.00	-11.36	297	245	Average	Horizontal		



TUV Rheinland Taiwan Ltd.
No. 458-18, Sec 2, Fenliao, Linkou Dist., New Taipei City 244, Taiwan(R.O.C.)
Tel: +886-2172-1000 Fax: +886-2172-1322



1	2	3	Read Level	Level Factor	Limit Line	Over Limit	APos	TPos	Remark	Pol/Phase	Note
MHz	dBuV/m	dBuV	dB/m	dBuV/m	dB	cm	deg				
5147.50	42.43	1.01	41.42	54.00	-11.57	391	240	Average	Vertical		
5200.00	99.93	58.27	41.66	54.00	45.93	391	240	Average	Vertical		
5404.50	42.78	0.33	42.45	54.00	-11.22	391	240	Average	Vertical		

802.11ac VHT20

CH 48 (Horizontal) Peak

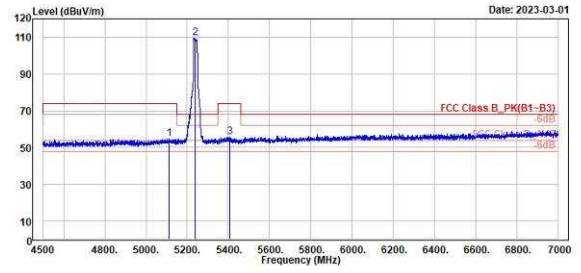
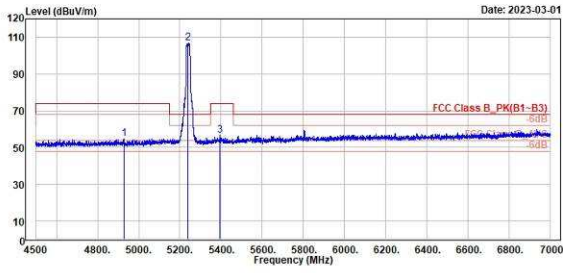
CH 48 (Vertical) Peak



TÜV Rheinland Taiwan Ltd.
No. 458-18, Sec 2, Fenliao, Linkou Dist., New Taipei City 244, Taiwan(R.O.C.)
Tel: +886-2172-1000 Fax: +886-2172-1322



TÜV Rheinland Taiwan Ltd.
No. 458-18, Sec 2, Fenliao, Linkou Dist., New Taipei City 244, Taiwan(R.O.C.)
Tel: +886-2172-1000 Fax: +886-2172-1322



Peak	Freq (MHz)	Level (dBuV/m)	Read Level (dBuV)	Factor (dB/m)	Limit Line (dBuV/m)	Over Limit (dB)	APos (cm)	TPos (deg)	Remark	Pol/Phase	Note
1	4926.50	54.82	13.78	41.04	74.00	-19.18	363	244	Peak	Horizontal	
2 *	5240.00	106.71	65.19	41.61	68.28	38.51	363	244	Peak	Horizontal	
3	5395.50	56.63	14.20	42.43	74.00	-17.37	363	244	Peak	Horizontal	

Peak	Freq (MHz)	Level (dBuV/m)	Read Level (dBuV)	Factor (dB/m)	Limit Line (dBuV/m)	Over Limit (dB)	APos (cm)	TPos (deg)	Remark	Pol/Phase	Note
1	5110.50	54.90	13.57	41.33	74.00	-19.10	348	230	Peak	Vertical	
2 *	5240.00	109.60	67.99	41.61	68.28	41.40	348	230	Peak	Vertical	
3	5407.00	55.59	13.16	42.43	74.00	-18.41	348	230	Peak	Vertical	

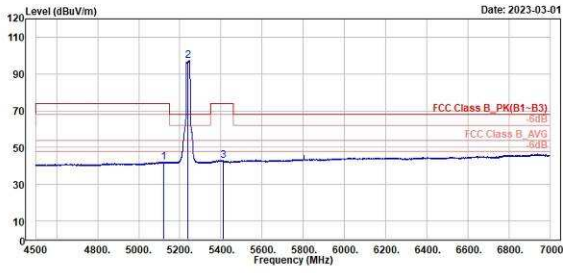
802.11ac VHT20

CH 48 (Horizontal) Average

CH 48 (Vertical) Average



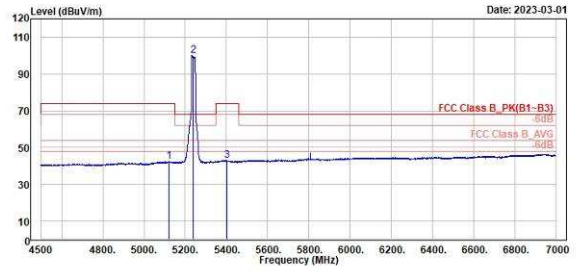
TUV Rheinland Taiwan Ltd.
No. 458-18, Sec 2, Fenliao, Linkou Dist., New Taipei City 244, Taiwan(R.O.C.)
Tel: +886-2172-1000 Fax: +886-2172-1322



Read	Limit	Over	APos	TPos	Remark	Pol/Phase	Note	
Level	Line	Limit						
Factor								
Freq	Level	Level	Factor	Limit	Over	APos	TPos	
MHz	dBuV/m	dBuV	dB/m	dBuV/m	dB	cm	deg	
1	5121.50	42.12	0.76	41.36	54.00	-11.88	363	244 Average Horizontal
2 *	5240.00	97.31	55.79	41.61	54.00	43.31	363	244 Average Horizontal
3	5410.00	43.06	0.65	42.41	54.00	-10.94	363	244 Average Horizontal



TUV Rheinland Taiwan Ltd.
No. 458-18, Sec 2, Fenliao, Linkou Dist., New Taipei City 244, Taiwan(R.O.C.)
Tel: +886-2172-1000 Fax: +886-2172-1322



Read	Limit	Over	APos	TPos	Remark	Pol/Phase	Note	
Level	Line	Limit						
Factor								
Freq	Level	Level	Factor	Limit	Over	APos	TPos	
MHz	dBuV/m	dBuV	dB/m	dBuV/m	dB	cm	deg	
1	5122.00	42.25	0.69	41.36	54.00	-11.75	348	230 Average Vertical
2 *	5240.00	98.96	58.35	41.61	54.00	45.96	348	230 Average Vertical
3	5401.50	43.08	0.60	42.48	54.00	-10.92	348	230 Average Vertical

802.11ac VHT40

CH 38 (Horizontal) Peak

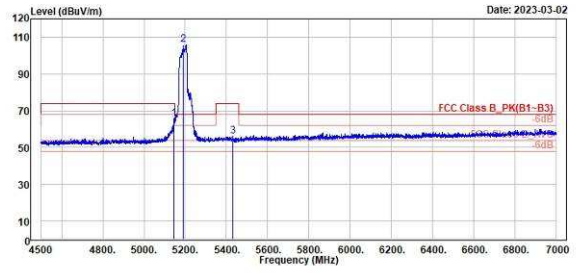
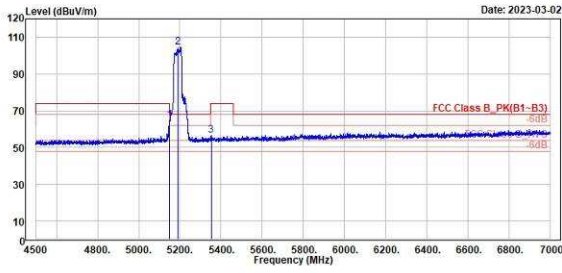
CH 38 (Vertical) Peak



TUV Rheinland Taiwan Ltd.
No. 458-18, Sec 2, Fenliao, Linkou Dist., New Taipei City 244, Taiwan(R.O.C.)
Tel: +886-2172-1000 Fax: +886-2172-1322



TUV Rheinland Taiwan Ltd.
No. 458-18, Sec 2, Fenliao, Linkou Dist., New Taipei City 244, Taiwan(R.O.C.)
Tel: +886-2172-1000 Fax: +886-2172-1322



Peak	Freq	Level	Read Level	Factor	Limit Line	Over Limit	APos	TPos	Remark	Pol/Phase	Note
	MHz	dBuV/m	dBuV	dB/m	dBuV/m	dB	cm	deg			
1	5159.00	64.61	23.18	41.43	68.28	-3.59	388	240	Peak	Horizontal	
2	5190.00	104.56	62.94	41.62	68.28	36.36	388	240	Peak	Horizontal	
3	5351.50	56.39	14.61	41.78	74.00	-17.61	388	240	Peak	Horizontal	

Peak	Freq	Level	Read Level	Factor	Limit Line	Over Limit	APos	TPos	Remark	Pol/Phase	Note
	MHz	dBuV/m	dBuV	dB/m	dBuV/m	dB	cm	deg			
1	5146.50	65.49	24.07	41.42	74.00	-8.51	316	211	Peak	Vertical	
2	5190.00	105.81	64.19	41.62	68.28	37.61	316	211	Peak	Vertical	
3	5432.50	56.22	13.97	42.25	74.00	-17.78	316	211	Peak	Vertical	

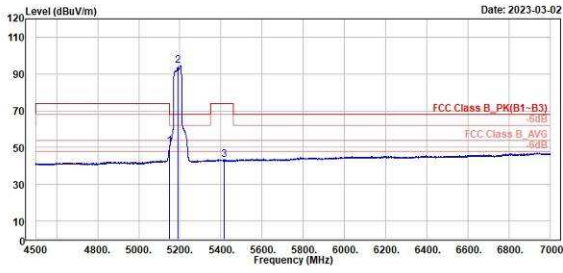
802.11ac VHT40

CH 38 (Horizontal) Average

CH 38 (Vertical) Average



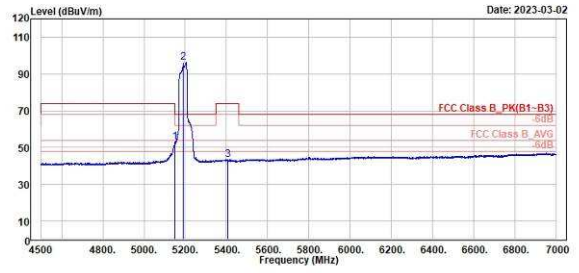
TUV Rheinland Taiwan Ltd.
No. 458-18, Sec 2, Fenliao, Linkou Dist., New Taipei City 244, Taiwan(R.O.C.)
Tel: +886-2172-1000 Fax: +886-2172-1322



	Freq	Level	Read Level Factor	Limit Line	Over Limit	APos	TPos	Remark	Pol/Phase	Note
	MHz	dBuV/m	dBuV	dB/m	dBuV/m	dB	cm	deg		
1	5150.00	50.60	9.25	41.43	54.00	-3.32	388	240 Average	Horizontal	
2 *	5190.00	94.33	52.71	41.62	54.00	40.33	388	240 average	Horizontal	
3	5414.00	43.51	1.12	42.39	54.00	-10.49	388	240 Average	Horizontal	



TUV Rheinland Taiwan Ltd.
No. 458-18, Sec 2, Fenliao, Linkou Dist., New Taipei City 244, Taiwan(R.O.C.)
Tel: +886-2172-1000 Fax: +886-2172-1322



	Freq	Level	Read Level Factor	Limit Line	Over Limit	APos	TPos	Remark	Pol/Phase	Note
	MHz	dBuV/m	dBuV	dB/m	dBuV/m	dB	cm	deg		
1	5150.00	52.95	11.52	41.43	54.00	-1.05	316	211 Average	Vertical	
2 *	5190.00	96.00	54.46	41.62	54.00	42.00	316	211 Average	Vertical	
3	5405.00	43.42	0.97	42.45	54.00	-10.58	316	211 Average	Vertical	

802.11ac VHT40

CH 46 (Horizontal) Peak

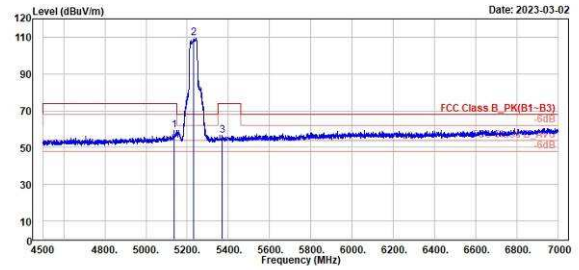
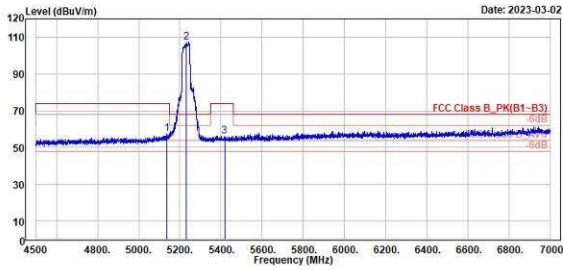
CH 46 (Vertical) Peak



TUV Rheinland Taiwan Ltd.
No. 458-18, Sec 2, Fenliao, Linkou Dist., New Taipei City 244, Taiwan(R.O.C.)
Tel: +886-2172-1000 Fax: +886-2172-1322



TUV Rheinland Taiwan Ltd.
No. 458-18, Sec 2, Fenliao, Linkou Dist., New Taipei City 244, Taiwan(R.O.C.)
Tel: +886-2172-1000 Fax: +886-2172-1322



Peak	Freq (MHz)	Level (dBuV/m)	Read Level (dBuV)	Level Factor (dB/m)	Limit Line (dBuV/m)	Over Limit (dB)	APos (cm)	TPos (deg)	Remark	Pol/Phase	Note
1	5138.50	57.49	14.67	42.82	74.00	-16.51	311	230	Peak	Horizontal	
2 *	5230.00	107.34	64.53	43.01	68.20	39.14	311	230	Peak	Horizontal	
3	5417.00	56.20	12.98	43.22	74.00	-17.80	311	230	Peak	Horizontal	

Peak	Freq (MHz)	Level (dBuV/m)	Read Level (dBuV)	Level Factor (dB/m)	Limit Line (dBuV/m)	Over Limit (dB)	APos (cm)	TPos (deg)	Remark	Pol/Phase	Note
1	5137.50	59.15	16.34	42.81	74.00	-14.85	365	227	Peak	Vertical	
2 *	5230.00	109.37	66.36	43.01	68.20	41.17	365	227	Peak	Vertical	
3	5368.50	56.71	13.66	43.05	74.00	-17.29	365	227	Peak	Vertical	

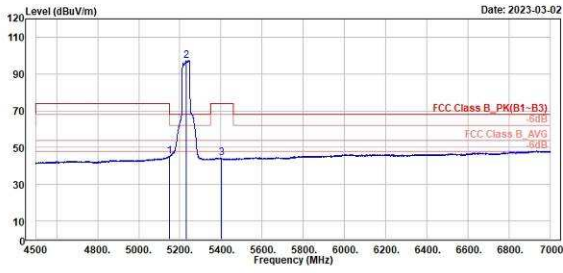
802.11ac VHT40

CH 46 (Horizontal) Average

CH 46 (Vertical) Average



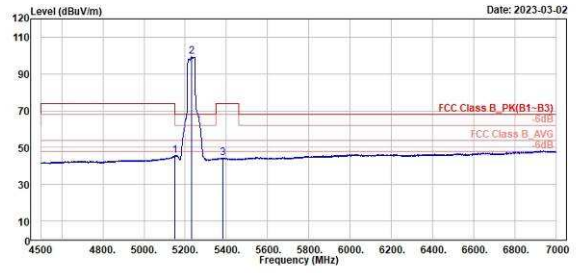
TUV Rheinland Taiwan Ltd.
No. 458-18, Sec 2, Fenliao, Linkou Dist., New Taipei City 244, Taiwan(R.O.C.)
Tel: +886-2172-1000 Fax: +886-2172-1322



1	2	3	Read Level	Level Factor	Limit Line	Over Limit	APos	TPos	Remark	Pol/Phase	Note
MHz	dBuV/m	dBuV	dB/m	dBuV/m	dB	cm	deg				
5149.50	45.11	2.21	42.90	54.00	-8.89	311	230	Average	Horizontal		
5230.00	97.38	54.37	43.01	54.00	43.38	311	230	average	Horizontal		
5401.00	44.19	0.98	43.21	54.00	-9.81	311	230	Average	Horizontal		



TUV Rheinland Taiwan Ltd.
No. 458-18, Sec 2, Fenliao, Linkou Dist., New Taipei City 244, Taiwan(R.O.C.)
Tel: +886-2172-1000 Fax: +886-2172-1322



1	2	3	Read Level	Level Factor	Limit Line	Over Limit	APos	TPos	Remark	Pol/Phase	Note
MHz	dBuV/m	dBuV	dB/m	dBuV/m	dB	cm	deg				
5149.50	45.44	2.54	42.90	54.00	-8.56	365	227	Average	Vertical		
5230.00	99.44	56.43	43.01	54.00	45.44	365	227	Average	Vertical		
5380.50	44.37	1.26	43.11	54.00	-9.63	365	227	Average	Vertical		

802.11ac VHT80

CH 42 (Horizontal) Peak

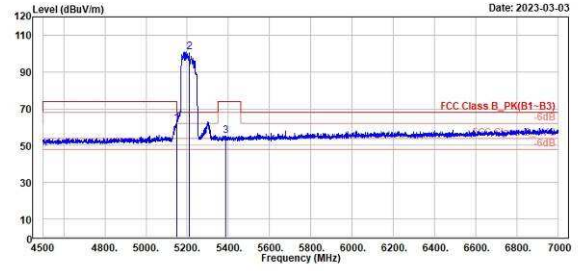
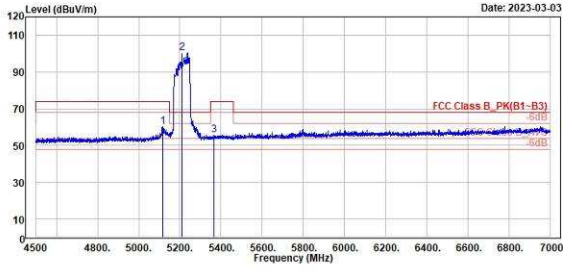
CH 42 (Vertical) Peak



TUV Rheinland Taiwan Ltd.
No. 458-18, Sec 2, Fenliao, Linkou Dist., New Taipei City 244, Taiwan(R.O.C.)
Tel: +886-2172-1000 Fax: +886-2172-1322



TUV Rheinland Taiwan Ltd.
No. 458-18, Sec 2, Fenliao, Linkou Dist., New Taipei City 244, Taiwan(R.O.C.)
Tel: +886-2172-1000 Fax: +886-2172-1322



Peak	Freq (MHz)	Level (dBuV/m)	Read Level (dBuV)	Factor (dB/m)	Limit Line (dBuV/m)	Over Limit (dB)	APos (cm)	TPos (deg)	Remark	Pol/Phase	Note
1	5114.50	60.27	10.93	41.34	74.00	-13.73	362	244	Peak	Horizontal	
2 *	5210.00	100.16	50.51	41.65	68.28	31.90	362	244	Peak	Horizontal	
3	5364.50	55.79	13.82	41.97	74.00	-18.21	362	244	Peak	Horizontal	

Peak	Freq (MHz)	Level (dBuV/m)	Read Level (dBuV)	Factor (dB/m)	Limit Line (dBuV/m)	Over Limit (dB)	APos (cm)	TPos (deg)	Remark	Pol/Phase	Note
1	5149.00	62.16	20.73	41.43	74.00	-11.84	365	242	Peak	Vertical	
2 *	5210.00	100.91	50.26	41.65	68.28	32.71	365	242	Peak	Vertical	
3	5386.00	55.31	13.03	42.28	74.00	-18.69	365	242	Peak	Vertical	

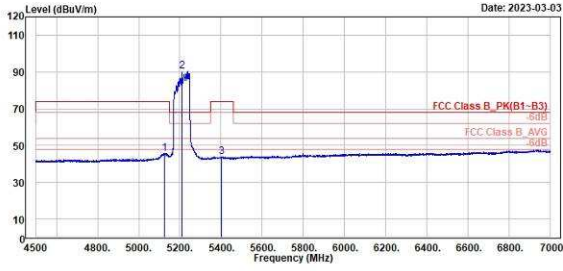
802.11ac VHT80

CH 42 (Horizontal) Average

CH 42 (Vertical) Average



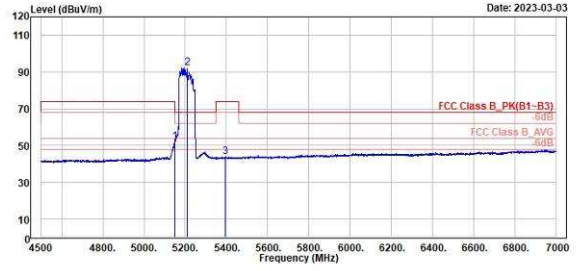
TUV Rheinland Taiwan Ltd.
No. 458-18, Sec 2, Fenliao, Linkou Dist., New Taipei City 244, Taiwan(R.O.C.)
Tel: +886-2172-1000 Fax: +886-2172-1322



Read	Limit	Over	APos	TPos	Remark	Pol/Phase	Note			
Level	Line	Limit								
Factor										
dBuV	dBuV/m	dB	cm	deg						
1	5125.00	45.82	4.45	41.37	54.00	-8.18	362	244 Average	Horizontal	
2 *	5210.00	98.13	48.48	41.65	54.00	36.13	362	244 Average	Horizontal	
3	5403.00	43.97	1.50	42.47	54.00	-10.03	362	244 Average	Horizontal	



TUV Rheinland Taiwan Ltd.
No. 458-18, Sec 2, Fenliao, Linkou Dist., New Taipei City 244, Taiwan(R.O.C.)
Tel: +886-2172-1000 Fax: +886-2172-1322



Read	Limit	Over	APos	TPos	Remark	Pol/Phase	Note			
Level	Line	Limit								
Factor										
dBuV	dBuV/m	dB	cm	deg						
1	5150.00	52.22	10.79	41.43	54.00	-1.78	365	242 Average	Vertical	
2 *	5210.00	92.05	50.48	41.65	54.00	38.05	365	242 Average	Vertical	
3	5396.00	43.79	1.36	42.43	54.00	-10.21	365	242 Average	Vertical	

Band Edges, 5.35GHz
U-NII-2A

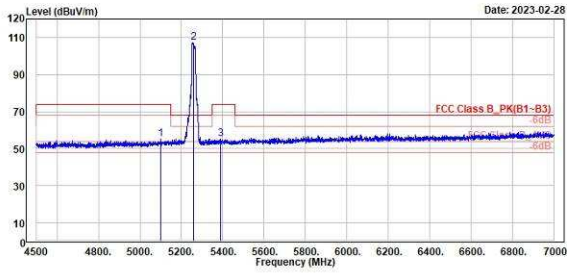
802.11a

CH 52 (Horizontal) Peak

CH 52 (Vertical) Peak



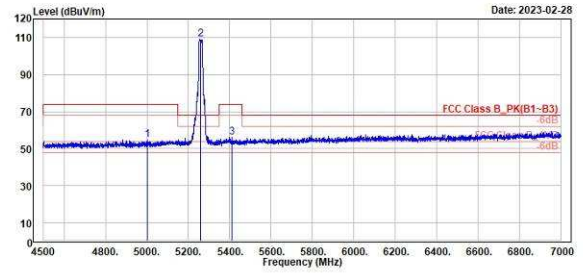
TUV Rheinland Taiwan Ltd.
No. 438-18, Sec 2, Fenliiao, Linkou Dist., New Taipei City 244, Taiwan(R.O.C.)
Tel: +886-2172-1000 Fax: +886-2172-1322



Peak	Freq (MHz)	Level (dBuV/m)	Read Level (dBuV)	Factor (dB/m)	Limit Line (dBuV/m)	Over Limit (dB)	APos (cm)	TPos (deg)	Remark	Pol/Phase	Note
1	5181.00	55.00	13.70	41.30	74.00	-19.00	360	267	Peak	Horizontal	
2 *	5260.00	107.45	65.77	41.68	68.28	39.25	360	267	Peak	Horizontal	
3	5390.00	55.26	12.92	42.34	74.00	-18.74	360	267	Peak	Horizontal	



TUV Rheinland Taiwan Ltd.
No. 438-18, Sec 2, Fenliiao, Linkou Dist., New Taipei City 244, Taiwan(R.O.C.)
Tel: +886-2172-1000 Fax: +886-2172-1322



Peak	Freq (MHz)	Level (dBuV/m)	Read Level (dBuV)	Factor (dB/m)	Limit Line (dBuV/m)	Over Limit (dB)	APos (cm)	TPos (deg)	Remark	Pol/Phase	Note
1	5080.50	54.67	13.53	41.14	74.00	-19.33	377	241	Peak	Vertical	
2 *	5260.00	100.04	67.36	41.68	68.28	48.84	377	241	Peak	Vertical	
3	5411.50	55.95	13.54	42.41	74.00	-18.05	377	241	Peak	Vertical	

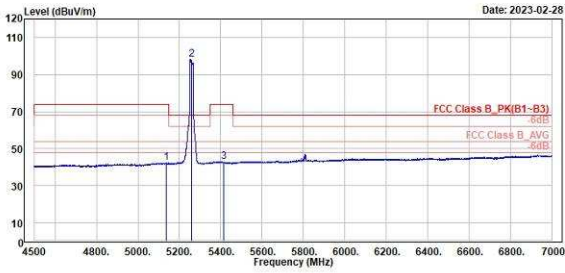
802.11a

CH 52 (Horizontal) Average

CH 52 (Vertical) Average



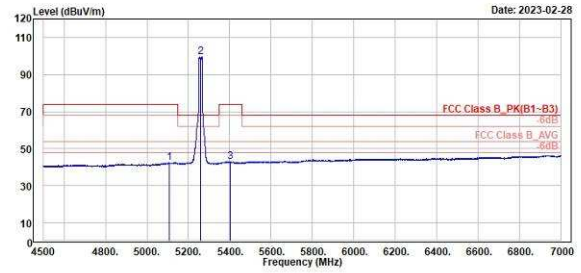
TUV Rheinland Taiwan Ltd.
No. 458-18, Sec 2, Fenliiao, Linkou Dist., New Taipei City 244, Taiwan(R.O.C.)
Tel: +886-2172-1000 Fax: +886-2172-1322



Freq	Level	Read	Limit	Over	APos	TPos	Remark	Pol/Phase	Note
MHz	dBuV/m	dBuV	dB/m	dBuV/m	dB	cm	deg		
1	5137.50	42.25	0.84	41.41	54.00	-11.75	360	267	Average Horizontal
2 *	5260.00	98.00	56.41	41.60	54.00	44.00	360	267	Average Horizontal
3	5415.00	43.09	0.71	42.38	54.00	-10.91	360	267	Average Horizontal



TUV Rheinland Taiwan Ltd.
No. 458-18, Sec 2, Fenliiao, Linkou Dist., New Taipei City 244, Taiwan(R.O.C.)
Tel: +886-2172-1000 Fax: +886-2172-1322



Freq	Level	Read	Limit	Over	APos	TPos	Remark	Pol/Phase	Note
MHz	dBuV/m	dBuV	dB/m	dBuV/m	dB	cm	deg		
1	5106.50	42.38	1.06	41.32	54.00	-11.62	377	241	Average Vertical
2 *	5260.00	99.48	57.88	41.60	54.00	45.48	377	241	Average Vertical
3	5404.00	42.96	0.50	42.46	54.00	-11.04	377	241	Average Vertical

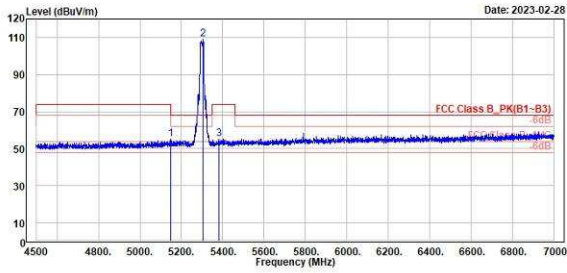
802.11a

CH 60 (Horizontal) Peak

CH 60 (Vertical) Peak



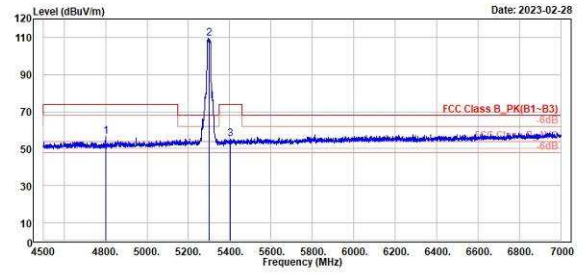
TUV Rheinland Taiwan Ltd.
No. 438-18, Sec 2, Fenliiao, Linkou Dist., New Taipei City 244, Taiwan(R.O.C.)
Tel: +886-2172-1000 Fax: +886-2172-1322



Peak	Freq (MHz)	Level (dBuV/m)	Read Level (dBuV)	Factor (dB/m)	Limit Line (dBuV/m)	Over Limit (dB)	APos (cm)	TPos (deg)	Remark	Pol/Phase	Note
1	5148.00	55.15	13.72	41.43	74.00	-18.85	366	289	Peak	Horizontal	
2 *	5385.00	109.02	67.02	42.00	68.28	40.82	366	289	Peak	Horizontal	
3	5383.00	55.15	12.91	42.24	74.00	-18.85	366	289	Peak	Horizontal	



TUV Rheinland Taiwan Ltd.
No. 438-18, Sec 2, Fenliiao, Linkou Dist., New Taipei City 244, Taiwan(R.O.C.)
Tel: +886-2172-1000 Fax: +886-2172-1322



Peak	Freq (MHz)	Level (dBuV/m)	Read Level (dBuV)	Factor (dB/m)	Limit Line (dBuV/m)	Over Limit (dB)	APos (cm)	TPos (deg)	Remark	Pol/Phase	Note
1	4800.00	56.46	15.46	41.00	74.00	-17.54	345	160	Peak	Vertical	
2 *	5300.00	109.56	67.53	42.03	68.28	41.36	345	160	Peak	Vertical	
3	5402.50	55.13	12.66	42.47	74.00	-18.87	345	160	Peak	Vertical	

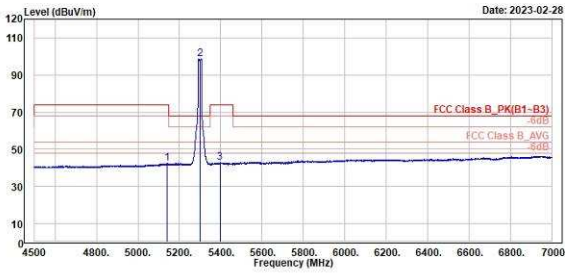
802.11a

CH 60 (Horizontal) Average

CH 60 (Vertical) Average



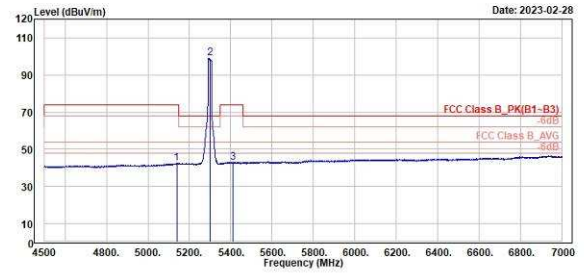
TUV Rheinland Taiwan Ltd.
No. 438-18, Sec 2, Fenliiao, Linkou Dist., New Taipei City 244, Taiwan(R.O.C.)
Tel: +886-2172-1100 Fax: +886-2172-1322



Read	Limit	Over	APos	TPos	Remark	Pol/Phase	Note				
Level	Line	Limit									
Factor											
dB/m	dBuV/m	dB	cm	deg							
1	5142.00	42.26	0.85	41.41	54.00	-11.74	366	289	Average	Horizontal	
2	5396.00	98.77	56.74	42.03	54.00	44.77	366	289	Average	Horizontal	
3	5396.50	42.70	0.26	42.44	54.00	-11.30	366	289	Average	Horizontal	



TUV Rheinland Taiwan Ltd.
No. 438-18, Sec 2, Fenliiao, Linkou Dist., New Taipei City 244, Taiwan(R.O.C.)
Tel: +886-2172-1100 Fax: +886-2172-1322



Read	Limit	Over	APos	TPos	Remark	Pol/Phase	Note				
Level	Line	Limit									
Factor											
dB/m	dBuV/m	dB	cm	deg							
1	5139.00	42.41	1.00	41.41	54.00	-11.59	345	160	Average	Vertical	
2	5396.00	99.19	57.16	42.03	54.00	45.19	345	160	Average	Vertical	
3	5409.50	43.11	0.70	42.41	54.00	-10.89	345	160	Average	Vertical	

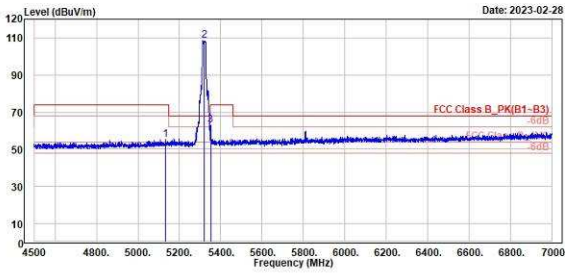
802.11a

CH 64 (Horizontal) Peak

CH 64 (Vertical) Peak



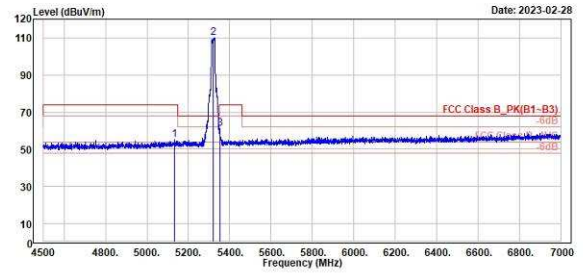
TUV Rheinland Taiwan Ltd.
No. 438-18, Sec 2, Fenliiao, Linkou Dist., New Taipei City 244, Taiwan(R.O.C.)
Tel: +886-2172-1000 Fax: +886-2172-1322



Peak	Freq	Level	Read	Factor	Limit	Over	APos	TPos	Remark	Pol/Phase	Note
	MHz	dBuV/m	dBuV	dB/m	dBuV/m	dB	cm	deg			
1	5132.50	55.32	13.94	41.38	74.00	-18.68	371	242	Peak	Horizontal	
2 *	5332.00	108.37	66.45	41.92	68.20	40.17	371	242	Peak	Horizontal	
3	5351.50	63.07	21.29	41.78	74.00	-10.93	371	242	Peak	Horizontal	



TUV Rheinland Taiwan Ltd.
No. 438-18, Sec 2, Fenliiao, Linkou Dist., New Taipei City 244, Taiwan(R.O.C.)
Tel: +886-2172-1000 Fax: +886-2172-1322



Peak	Freq	Level	Read	Factor	Limit	Over	APos	TPos	Remark	Pol/Phase	Note
	MHz	dBuV/m	dBuV	dB/m	dBuV/m	dB	cm	deg			
1	5134.50	55.03	13.64	41.39	74.00	-18.97	340	162	Peak	Vertical	
2 *	5332.00	109.92	68.90	41.92	68.20	41.72	340	162	Peak	Vertical	
3	5353.00	61.33	19.53	41.80	74.00	-12.67	340	162	Peak	Vertical	

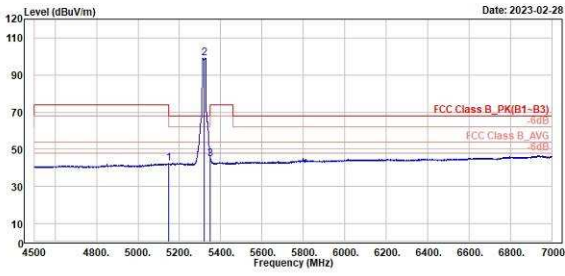
802.11a

CH 64 (Horizontal) Average

CH 64 (Vertical) Average



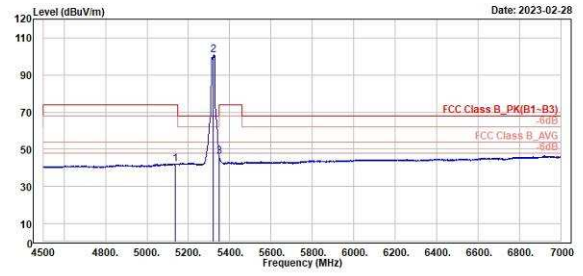
TUV Rheinland Taiwan Ltd.
No. 438-18, Sec 2, Fenliiao, Linkou Dist., New Taipei City 244, Taiwan(R.O.C.)
Tel: +886-2172-1000 Fax: +886-2172-1322



Read	Limit	Over	APos	TPos	Remark	Pol/Phase	Note
Level	Line	Limit					
Factor							
dB/m	dB/m	dB	cm	deg			
42.32	54.00	-11.68	371	242	Average	Horizontal	
57.29	54.00	45.21	371	242	Average	Horizontal	
44.83	54.00	-9.17	371	242	Average	Horizontal	



TUV Rheinland Taiwan Ltd.
No. 438-18, Sec 2, Fenliiao, Linkou Dist., New Taipei City 244, Taiwan(R.O.C.)
Tel: +886-2172-1000 Fax: +886-2172-1322



Read	Limit	Over	APos	TPos	Remark	Pol/Phase	Note
Level	Line	Limit					
Factor							
dB/m	dB/m	dB	cm	deg			
42.18	54.00	-11.82	349	162	Average	Vertical	
58.79	54.00	46.62	349	162	Average	Vertical	
46.11	54.00	-7.89	349	162	Average	Vertical	

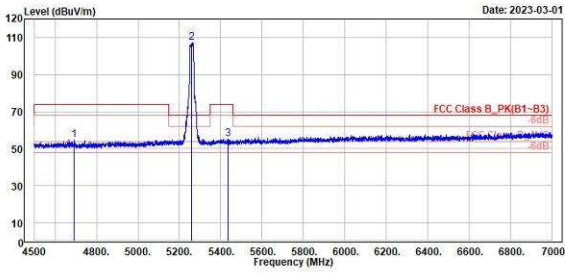
802.11ac VHT20

CH 52 (Horizontal) Peak

CH 52 (Vertical) Peak



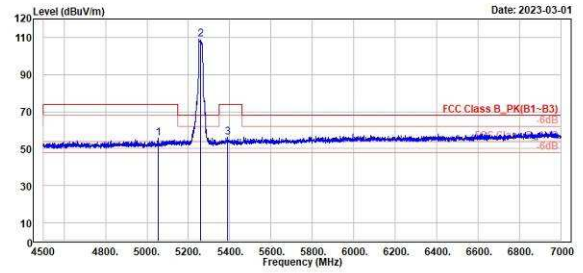
TÜV Rheinland Taiwan Ltd.
No. 438-18, Sec 2, Fenliiao, Linkou Dist., New Taipei City 244, Taiwan(R.O.C.)
Tel: +886-2172-1000 Fax: +886-2172-1322



Peak	Freq	Level	Read	Limit	Over	APos	TPos	Remark	Pol/Phase	Note
	MHz	dBuV/m	dBuV	dB/m	dBuV/m	dB	cm	deg		
1	4692.00	54.79	13.65	41.05	74.00	-19.30	359	244 Peak	Horizontal	
2 *	5268.00	107.31	65.63	41.68	68.28	39.11	359	244 Peak	Horizontal	
3	5435.00	55.16	12.93	42.23	74.00	-18.84	359	244 Peak	Horizontal	



TÜV Rheinland Taiwan Ltd.
No. 438-18, Sec 2, Fenliiao, Linkou Dist., New Taipei City 244, Taiwan(R.O.C.)
Tel: +886-2172-1000 Fax: +886-2172-1322



Peak	Freq	Level	Read	Limit	Over	APos	TPos	Remark	Pol/Phase	Note
	MHz	dBuV/m	dBuV	dB/m	dBuV/m	dB	cm	deg		
1	5855.00	55.69	14.42	41.27	74.00	-18.31	326	231 Peak	Vertical	
2 *	5268.00	109.08	67.40	41.68	68.28	40.88	326	231 Peak	Vertical	
3	5391.00	56.01	13.66	42.35	74.00	-17.99	326	231 Peak	Vertical	

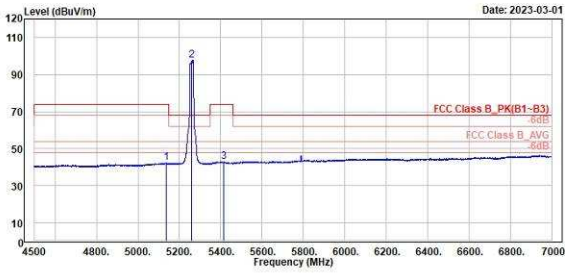
802.11ac VHT20

CH 52 (Horizontal) Average

CH 52 (Vertical) Average



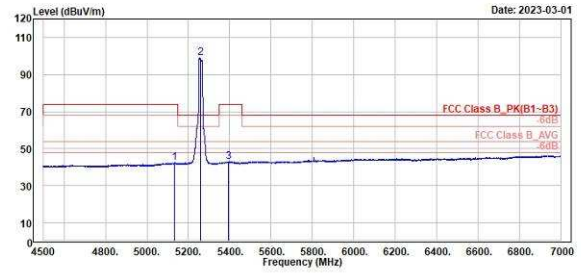
TUV Rheinland Taiwan Ltd.
No. 438-18, Sec. 2, Fenliiao, Linkou Dist., New Taipei City 244, Taiwan(R.O.C.)
Tel: +886-2172-1000 Fax: +886-2172-1322



1	2	3
5137.50	5260.00	5413.00
42.25	97.75	42.77
0.84	56.07	0.37
41.41	41.68	42.40
54.00	54.00	54.00
-11.75	43.75	-11.23
359	359	359
244	244	244
Average	Average	Average
Horizontal	Horizontal	Horizontal



TUV Rheinland Taiwan Ltd.
No. 438-18, Sec. 2, Fenliiao, Linkou Dist., New Taipei City 244, Taiwan(R.O.C.)
Tel: +886-2172-1000 Fax: +886-2172-1322



1	2	3
5133.50	5260.00	5395.50
42.27	98.96	42.97
0.88	57.28	0.54
41.39	41.68	42.43
54.00	54.00	54.00
-11.73	44.96	-11.03
326	326	326
231	231	231
Average	Average	Average
Vertical	Vertical	Vertical

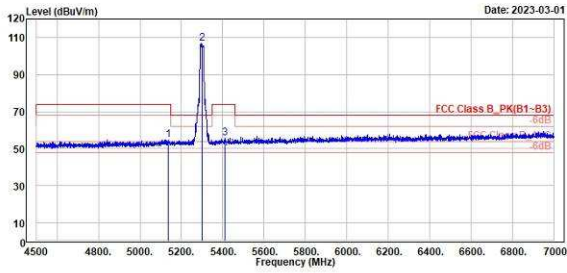
802.11ac VHT20

CH 60 (Horizontal) Peak

CH 60 (Vertical) Peak



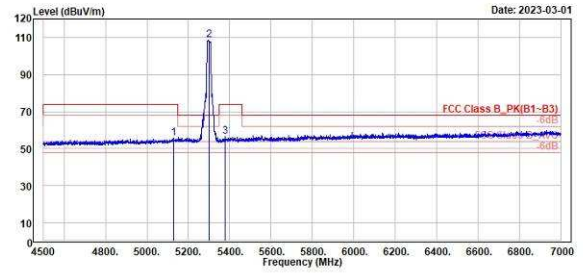
TUV Rheinland Taiwan Ltd.
No. 438-18, Sec 2, Fenliiao, Linkou Dist., New Taipei City 244, Taiwan(R.O.C.)
Tel: +886-2172-1000 Fax: +886-2172-1322



Peak	Freq (MHz)	Level (dBuV/m)	Read Level (dBuV)	Factor (dB/m)	Limit Line (dBuV/m)	Over Limit (dB)	APos (cm)	TPos (deg)	Remark	Pol/Phase	Note
1	5136.00	54.77	13.38	41.39	74.00	-19.23	355	243	Peak	Horizontal	
2 *	5300.00	106.89	64.86	42.03	68.28	38.69	355	243	Peak	Horizontal	
3	5410.00	55.86	13.45	42.41	74.00	-18.14	355	243	Peak	Horizontal	



TUV Rheinland Taiwan Ltd.
No. 438-18, Sec 2, Fenliiao, Linkou Dist., New Taipei City 244, Taiwan(R.O.C.)
Tel: +886-2172-1000 Fax: +886-2172-1322



Peak	Freq (MHz)	Level (dBuV/m)	Read Level (dBuV)	Factor (dB/m)	Limit Line (dBuV/m)	Over Limit (dB)	APos (cm)	TPos (deg)	Remark	Pol/Phase	Note
1	5127.50	55.53	14.15	41.38	74.00	-18.47	359	228	Peak	Vertical	
2 *	5300.00	108.64	66.61	42.03	68.28	40.44	359	228	Peak	Vertical	
3	5379.00	56.48	14.30	42.18	74.00	-17.52	359	228	Peak	Vertical	

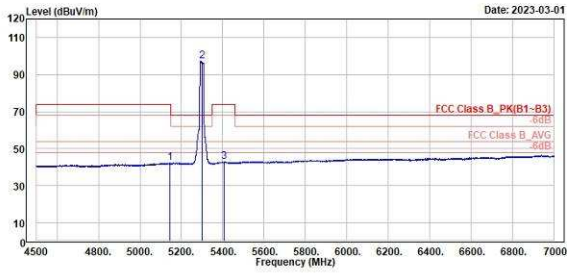
802.11ac VHT20

CH 60 (Horizontal) Average

CH 60 (Vertical) Average



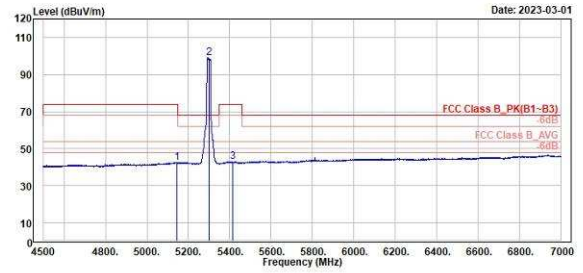
TUV Rheinland Taiwan Ltd.
No. 458-18, Sec 2, Fenliiao, Linkou Dist., New Taipei City 244, Taiwan(R.O.C.)
Tel: +886-2172-1000 Fax: +886-2172-1322



1	2	3
5145.50	5300.00	5496.00
42.21	97.18	42.87
0.79	55.15	0.43
41.42	42.03	42.44
54.00	54.00	54.00
-11.79	43.18	-11.13
355	355	355
243	243	243
Average	Average	Average
Horizontal	Horizontal	Horizontal



TUV Rheinland Taiwan Ltd.
No. 458-18, Sec 2, Fenliiao, Linkou Dist., New Taipei City 244, Taiwan(R.O.C.)
Tel: +886-2172-1000 Fax: +886-2172-1322



1	2	3
5144.00	5300.00	5413.50
42.54	98.87	42.98
1.12	56.84	0.59
41.42	42.03	42.39
54.00	54.00	54.00
-11.46	44.87	-11.02
359	359	359
228	228	228
Average	Average	Average
Vertical	Vertical	Vertical

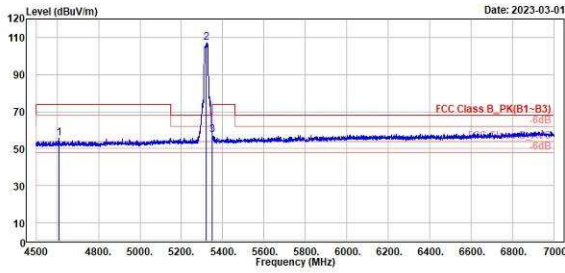
802.11ac VHT20

CH 64 (Horizontal) Peak

CH 64 (Vertical) Peak



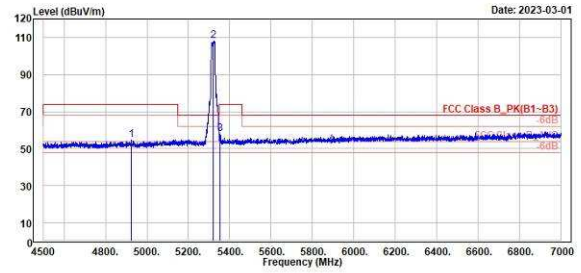
TUV Rheinland Taiwan Ltd.
No. 438-18, Sec. 2, Fenliiao, Linkou Dist., New Taipei City 244, Taiwan(R.O.C.)
Tel: +886-2172-1000 Fax: +886-2172-1322



Peak	Freq (MHz)	Level (dBuV/m)	Read Level (dBuV)	Factor (dB/m)	Limit Line (dBuV/m)	Over Limit (dB)	APos (cm)	TPos (deg)	Remark	Pol/Phase	Note
1	4618.58	55.63	14.64	40.99	74.00	-18.37	350	244	Peak	Horizontal	
2 *	5320.00	107.08	65.16	41.92	68.20	38.88	350	244	Peak	Horizontal	
3	5350.00	57.50	15.74	41.76	68.20	-10.70	350	244	Peak	Horizontal	



TUV Rheinland Taiwan Ltd.
No. 438-18, Sec. 2, Fenliiao, Linkou Dist., New Taipei City 244, Taiwan(R.O.C.)
Tel: +886-2172-1000 Fax: +886-2172-1322



Peak	Freq (MHz)	Level (dBuV/m)	Read Level (dBuV)	Factor (dB/m)	Limit Line (dBuV/m)	Over Limit (dB)	APos (cm)	TPos (deg)	Remark	Pol/Phase	Note
1	4924.00	54.71	13.67	41.04	74.00	-19.29	300	170	Peak	Vertical	
2 *	5320.00	108.23	66.31	41.92	68.20	40.03	300	170	Peak	Vertical	
3	5352.00	58.04	16.25	41.79	74.00	-15.96	300	170	Peak	Vertical	

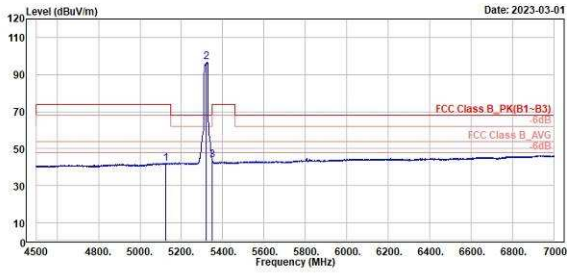
802.11ac VHT20

CH 64 (Horizontal) Average

CH 64 (Vertical) Average



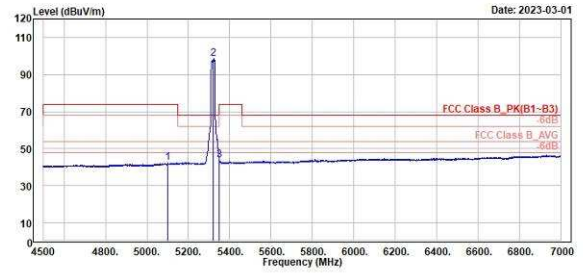
TUV Rheinland Taiwan Ltd.
No. 438-18, Sec. 2, Fenliiao, Linkou Dist., New Taipei City 244, Taiwan(R.O.C.)
Tel: +886-2172-1000 Fax: +886-2172-1322



1	2	3
5123.50	5320.00	5350.00
42.17	96.00	43.75
0.80	54.88	1.99
41.37	41.92	41.76
54.00	54.00	54.00
-11.83	42.80	-18.25
350	350	350
244	244	244
Average	Average	Average
Horizontal	Horizontal	Horizontal



TUV Rheinland Taiwan Ltd.
No. 438-18, Sec. 2, Fenliiao, Linkou Dist., New Taipei City 244, Taiwan(R.O.C.)
Tel: +886-2172-1000 Fax: +886-2172-1322



1	2	3
5099.00	5320.00	5350.50
42.34	96.44	44.02
1.04	56.52	2.25
41.30	41.92	41.77
54.00	54.00	54.00
-11.66	44.44	-9.98
300	300	300
170	170	170
Average	Average	Average
Vertical	Vertical	Vertical

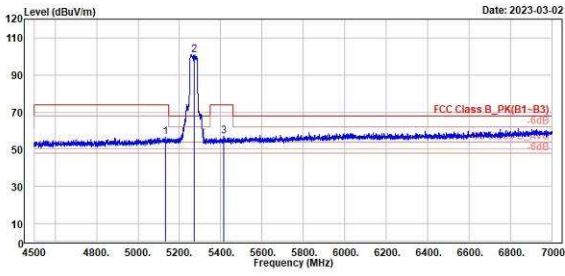
802.11ac VHT40

CH 54 (Horizontal) Peak

CH 54 (Vertical) Peak



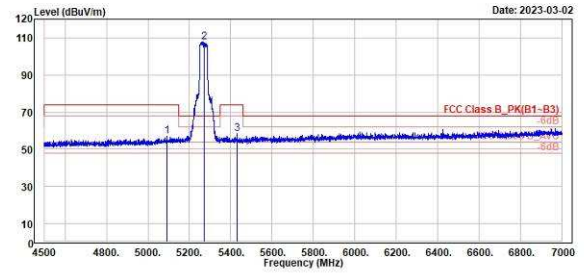
TUV Rheinland Taiwan Ltd.
No. 438-18, Sec 2, Fenliiao, Linkou Dist., New Taipei City 244, Taiwan(R.O.C.)
Tel: +886-2172-1000 Fax: +886-2172-1322



Peak	Freq	Level	Read	Limit	Over	APos	TPos	Remark	Pol/Phase	Note
	MHz	dBuV/m	dBuV	dB/m	dBuV/m	dB	cm	deg		
1	5132.58	56.58	13.81	42.77	74.00	-17.42	303	300	Peak	Horizontal
2 *	5270.00	101.05	58.09	42.96	68.29	32.85	303	300	Peak	Horizontal
3	5414.50	57.08	13.86	43.22	74.00	-15.92	303	300	Peak	Horizontal



TUV Rheinland Taiwan Ltd.
No. 438-18, Sec 2, Fenliiao, Linkou Dist., New Taipei City 244, Taiwan(R.O.C.)
Tel: +886-2172-1000 Fax: +886-2172-1322



Peak	Freq	Level	Read	Limit	Over	APos	TPos	Remark	Pol/Phase	Note
	MHz	dBuV/m	dBuV	dB/m	dBuV/m	dB	cm	deg		
1	5093.00	57.10	14.54	42.56	74.00	-16.90	348	158	Peak	Vertical
2 *	5270.00	107.78	64.82	42.96	68.29	39.58	348	158	Peak	Vertical
3	5432.50	58.33	15.09	43.24	74.00	-15.67	348	158	Peak	Vertical

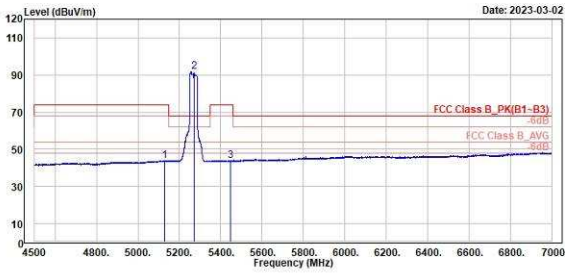
802.11ac VHT40

CH 54 (Horizontal) Average

CH 54 (Vertical) Average



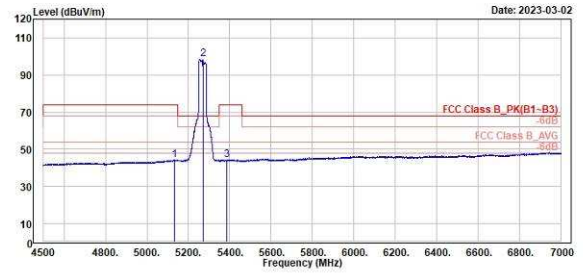
TUV Rheinland Taiwan Ltd.
No. 438-18, Sec. 2, Fenliiao, Linkou Dist., New Taipei City 244, Taiwan(R.O.C.)
Tel: +886-2172-1000 Fax: +886-2172-1322



Freq	Level	Read	Limit	Over	APos	TPos	Remark	Pol/Phase	Note
MHz	dBuV/m	dBuV	dB/m	dBuV/m	dB	cm	deg		
1	5130.00	43.92	1.16	42.76	54.00	-10.08	303	300	Average Horizontal
2 *	5270.00	91.70	48.82	42.96	54.00	37.78	303	300	Average Horizontal
3	5449.50	44.01	0.76	43.25	54.00	-9.99	303	300	Average Horizontal



TUV Rheinland Taiwan Ltd.
No. 438-18, Sec. 2, Fenliiao, Linkou Dist., New Taipei City 244, Taiwan(R.O.C.)
Tel: +886-2172-1000 Fax: +886-2172-1322



Freq	Level	Read	Limit	Over	APos	TPos	Remark	Pol/Phase	Note
MHz	dBuV/m	dBuV	dB/m	dBuV/m	dB	cm	deg		
1	5134.50	44.14	1.35	42.79	54.00	-9.86	348	158	Average Vertical
2 *	5270.00	98.58	55.62	42.96	54.00	44.58	348	158	Average Vertical
3	5385.50	44.42	1.28	43.14	54.00	-9.58	348	158	Average Vertical

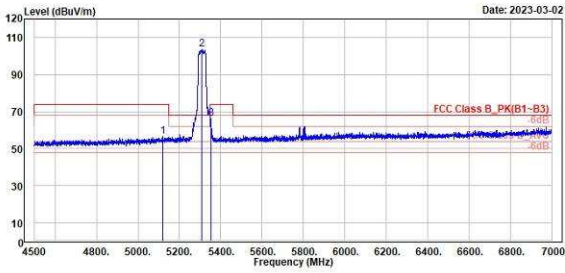
802.11ac VHT40

CH 62 (Horizontal) Peak

CH 62 (Vertical) Peak



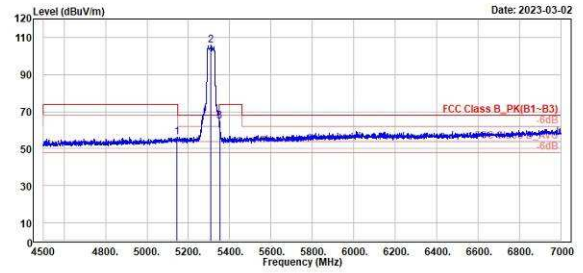
TUV Rheinland Taiwan Ltd.
No. 438-18, Sec. 2, Fenliiao, Linkou Dist., New Taipei City 244, Taiwan(R.O.C.)
Tel: +886-2172-1000 Fax: +886-2172-1322



Peak	Freq	Level	Read	Limit	Over	APos	TPos	Remark	Pol/Phase	Note
	MHz	dBuV/m	dBuV	dB/m	dBuV/m	dB	cm	deg		
1	5121.50	56.57	13.87	42.70	74.00	-17.43	319	230 Peak	Horizontal	
2 *	5310.00	103.76	60.83	42.93	68.20	35.56	319	230 Peak	Horizontal	
3	5352.00	66.33	23.35	42.98	74.00	-7.67	319	230 Peak	Horizontal	



TUV Rheinland Taiwan Ltd.
No. 438-18, Sec. 2, Fenliiao, Linkou Dist., New Taipei City 244, Taiwan(R.O.C.)
Tel: +886-2172-1000 Fax: +886-2172-1322



Peak	Freq	Level	Read	Limit	Over	APos	TPos	Remark	Pol/Phase	Note
	MHz	dBuV/m	dBuV	dB/m	dBuV/m	dB	cm	deg		
1	5146.00	56.20	13.33	42.87	74.00	-17.80	368	241 Peak	Vertical	
2 *	5310.00	105.64	62.71	42.93	68.20	37.44	368	241 Peak	Vertical	
3	5351.50	64.90	21.92	42.98	74.00	-9.10	368	241 Peak	Vertical	

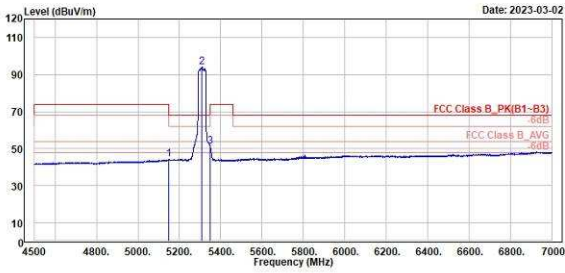
802.11ac VHT40

CH 62 (Horizontal) Average

CH 62 (Vertical) Average



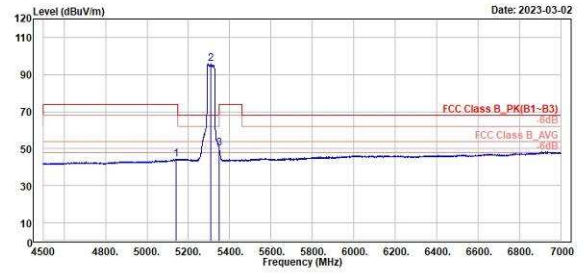
TUV Rheinland Taiwan Ltd.
No. 458-18, Sec. 2, Fenliiao, Linkou Dist., New Taipei City 244, Taiwan(R.O.C.)
Tel: +886-2172-1000 Fax: +886-2172-1322



Freq	Level	Read Level	Factor	Limit	Over	APos	TPos	Remark	Pol/Phase	Note
MHz	dBuV/m	dBuV	dB/m	dBuV/m	dB	cm	deg			
1	5140.00	44.36	1.47	42.89	54.00	-9.64	319	230 Average	Horizontal	
2 *	5310.00	94.02	51.89	42.93	54.00	40.02	319	230 Average	Horizontal	
3 !	5350.00	51.08	8.11	42.97	54.00	-2.92	319	230 Average	Horizontal	



TUV Rheinland Taiwan Ltd.
No. 458-18, Sec. 2, Fenliiao, Linkou Dist., New Taipei City 244, Taiwan(R.O.C.)
Tel: +886-2172-1000 Fax: +886-2172-1322



Freq	Level	Read Level	Factor	Limit	Over	APos	TPos	Remark	Pol/Phase	Note
MHz	dBuV/m	dBuV	dB/m	dBuV/m	dB	cm	deg			
1	5142.00	44.16	1.32	42.84	54.00	-9.84	368	241 Average	Vertical	
2 *	5310.00	95.72	52.79	42.93	54.00	41.72	368	241 Average	Vertical	
3 !	5350.00	50.15	7.18	42.97	54.00	-3.85	368	241 Average	Vertical	

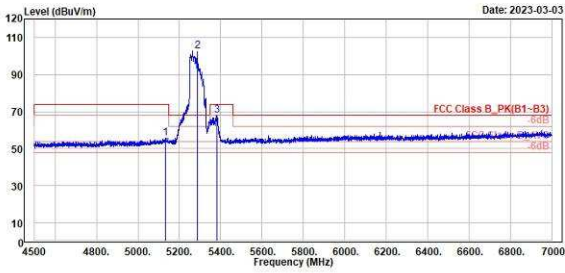
802.11ac VHT80

CH 58 (Horizontal) Peak

CH 58 (Vertical) Peak



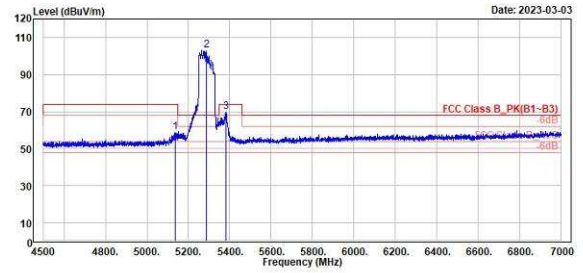
TUV Rheinland Taiwan Ltd.
No. 438-18, Sec 2, Fenliiao, Linkou Dist., New Taipei City 244, Taiwan(R.O.C.)
Tel: +886-2172-1000 Fax: +886-2172-1322



Peak	Freq	Level	Read Level	Factor	Limit Line	Over Limit	APos	TPos	Remark	Pol/Phase	Note
	MHz	dBuV/m	dBuV	dB/m	dBuV/m	dB	cm	deg			
1	5134.00	55.79	14.31	41.39	74.00	-18.30	382	240	Peak	Horizontal	
2 *	5298.00	102.81	60.87	41.94	68.28	34.61	382	240	Peak	Horizontal	
3	5381.00	67.90	25.69	42.21	74.00	-6.10	382	240	Peak	Horizontal	



TUV Rheinland Taiwan Ltd.
No. 438-18, Sec 2, Fenliiao, Linkou Dist., New Taipei City 244, Taiwan(R.O.C.)
Tel: +886-2172-1000 Fax: +886-2172-1322



Peak	Freq	Level	Read Level	Factor	Limit Line	Over Limit	APos	TPos	Remark	Pol/Phase	Note
	MHz	dBuV/m	dBuV	dB/m	dBuV/m	dB	cm	deg			
1	5137.00	59.07	17.68	41.39	74.00	-14.93	346	216	Peak	Vertical	
2 *	5298.00	102.96	61.02	41.94	68.28	34.76	346	216	Peak	Vertical	
3 !	5381.00	69.67	27.46	42.21	74.00	-4.33	346	216	Peak	Vertical	

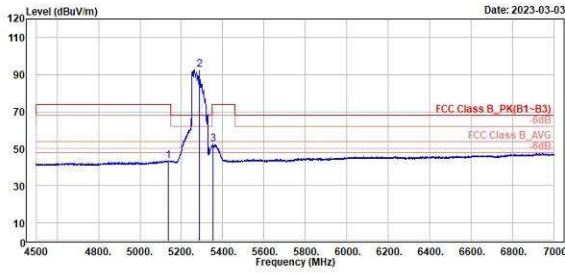
802.11ac VHT80

CH 58 (Horizontal) Average

CH 58 (Vertical) Average



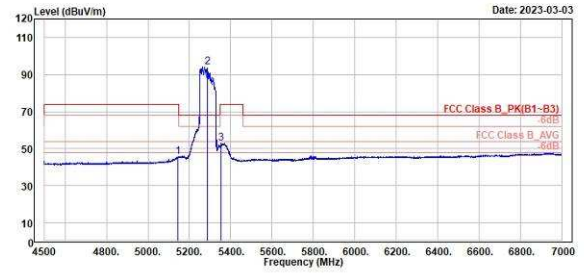
TUV Rheinland Taiwan Ltd.
No. 458-18, Sec 2, Fenliiao, Linkou Dist., New Taipei City 244, Taiwan(R.O.C.)
Tel: +886-2172-1000 Fax: +886-2172-1322



Freq	Level	Read Level	Factor	Limit Line	Over Limit	APos	TPos	Remark	Pol/Phase	Note
MHz	dBuV/m	dBuV	dB/m	dBuV/m	dB	cm	deg			
1	5135.00	43.56	2.17	41.39	54.00	-10.44	382	240 Average	Horizontal	
2 *	5200.00	92.83	50.89	41.94	54.00	38.83	382	240 Average	Horizontal	
3 !	5353.00	52.42	10.62	41.80	54.00	-1.58	382	240 Average	Horizontal	



TUV Rheinland Taiwan Ltd.
No. 458-18, Sec 2, Fenliiao, Linkou Dist., New Taipei City 244, Taiwan(R.O.C.)
Tel: +886-2172-1000 Fax: +886-2172-1322



Freq	Level	Read Level	Factor	Limit Line	Over Limit	APos	TPos	Remark	Pol/Phase	Note
MHz	dBuV/m	dBuV	dB/m	dBuV/m	dB	cm	deg			
1	5145.00	45.50	4.00	41.42	54.00	-0.50	346	216 Average	Vertical	
2 *	5200.00	93.99	52.05	41.94	54.00	39.99	346	216 Average	Vertical	
3 !	5353.00	52.89	11.09	41.80	54.00	-1.11	346	216 Average	Vertical	

Band Edges, 5.3GHz ~ 5.47GHz, 5.725GHz
U-NII-2C

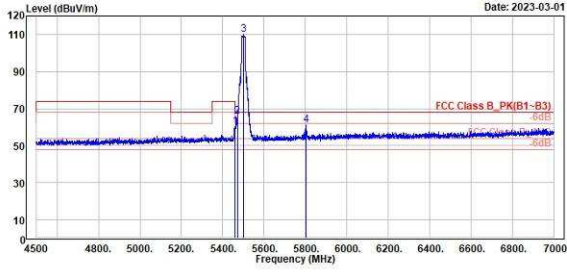
802.11a

CH 100 (Horizontal) Peak

CH 100 (Vertical) Peak



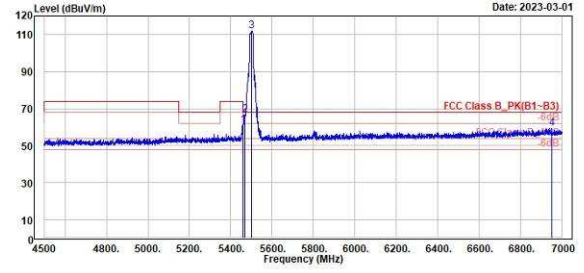
TUV Rheinland Taiwan Ltd.
No. 438-18, Sec 2, Fenliiao, Linkou Dist., New Taipei City 244, Taiwan(R.O.C.)
Tel: +886-2172-1000 Fax: +886-2172-1322



Peak No.	Freq (MHz)	Level (dBuV/m)	Read Level (dBuV)	Factor (dB/m)	Limit Line (dBuV/m)	Over Limit (dB)	APos (cm)	TPos (deg)	Remark	Pol/Phase	Note
1	5469.00	69.03	17.86	42.17	68.20	-8.17	330	242	Peak	Horizontal	
2	5470.00	65.72	23.51	42.21	68.20	-2.48	330	242	Peak	Horizontal	
3	5500.00	109.06	67.51	42.35	68.20	41.66	330	242	Peak	Horizontal	
4	5804.00	61.23	18.50	42.73	68.20	-6.97	330	242	Peak	Horizontal	



TUV Rheinland Taiwan Ltd.
No. 438-18, Sec 2, Fenliiao, Linkou Dist., New Taipei City 244, Taiwan(R.O.C.)
Tel: +886-2172-1000 Fax: +886-2172-1322



Peak No.	Freq (MHz)	Level (dBuV/m)	Read Level (dBuV)	Factor (dB/m)	Limit Line (dBuV/m)	Over Limit (dB)	APos (cm)	TPos (deg)	Remark	Pol/Phase	Note
1	5459.00	61.18	18.34	42.16	74.00	-12.90	397	170	Peak	Vertical	
2	5469.50	66.66	24.45	42.21	68.20	-1.54	397	170	Peak	Vertical	
3	5500.00	111.93	69.58	42.35	68.20	43.73	397	170	Peak	Vertical	
4	6951.50	59.34	15.53	43.81	68.20	-8.86	397	170	Peak	Vertical	

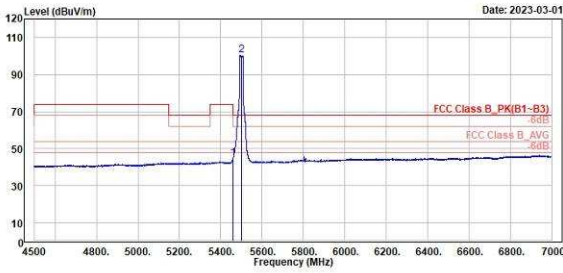
802.11a

CH 100 (Horizontal) Average

CH 100 (Vertical) Average



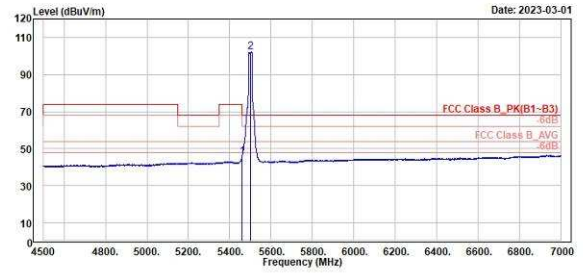
TUV Rheinland Taiwan Ltd.
No. 438-18, Sec 2, Fenliiao, Linkou Dist., New Taipei City 244, Taiwan(R.O.C.)
Tel: +886-2172-1000 Fax: +886-2172-1322



Freq	Level	Read Level	Factor	Limit Line	Over Limit	APos	TPos	Remark	Pol/Phase	Note
MHz	dBuV/m	dBuV	dB/m	dBuV/m	dB	cm	deg			
1	5468.00	44.62	2.45	42.17	54.00	-9.38	330	242 Average	Horizontal	
2 *	5500.00	100.17	57.82	42.35	54.00	46.17	330	242 Average	Horizontal	



TUV Rheinland Taiwan Ltd.
No. 438-18, Sec 2, Fenliiao, Linkou Dist., New Taipei City 244, Taiwan(R.O.C.)
Tel: +886-2172-1000 Fax: +886-2172-1322



Freq	Level	Read Level	Factor	Limit Line	Over Limit	APos	TPos	Remark	Pol/Phase	Note
MHz	dBuV/m	dBuV	dB/m	dBuV/m	dB	cm	deg			
1	5468.00	45.62	3.45	42.17	54.00	-8.38	397	170 Average	Vertical	
2 *	5500.00	102.19	59.84	42.35	54.00	48.19	397	170 Average	Vertical	

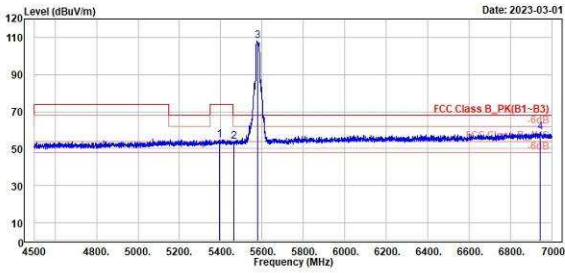
802.11a

CH 116 (Horizontal) Peak

CH 116 (Vertical) Peak



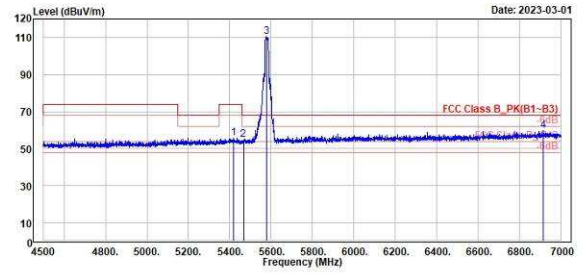
TÜV Rheinland Taiwan Ltd.
No. 438-18, Sec 2, Fenliiao, Linkou Dist., New Taipei City 244, Taiwan(R.O.C.)
Tel: +886-2172-1000 Fax: +886-2172-1322



Peak	Freq (MHz)	Level (dBuV/m)	Read Level (dBuV)	Factor (dB/m)	Limit Line (dBuV/m)	Over Limit (dB)	APos (cm)	TPos (deg)	Remark	Pol/Phase	Note
1	5394.00	54.94	12.54	42.40	74.00	-19.06	306	242	Peak	Horizontal	
2	5463.00	53.99	11.81	42.18	68.20	-14.21	306	242	Peak	Horizontal	
3 *	5588.00	108.01	65.77	42.24	68.20	39.81	306	242	Peak	Horizontal	
4	6943.00	58.82	15.02	43.80	68.20	-9.38	306	242	Peak	Horizontal	



TÜV Rheinland Taiwan Ltd.
No. 438-18, Sec 2, Fenliiao, Linkou Dist., New Taipei City 244, Taiwan(R.O.C.)
Tel: +886-2172-1000 Fax: +886-2172-1322



Peak	Freq (MHz)	Level (dBuV/m)	Read Level (dBuV)	Factor (dB/m)	Limit Line (dBuV/m)	Over Limit (dB)	APos (cm)	TPos (deg)	Remark	Pol/Phase	Note
1	5417.50	55.74	13.38	42.36	74.00	-18.26	388	162	Peak	Vertical	
2	5466.00	54.95	12.76	42.19	68.20	-13.25	388	162	Peak	Vertical	
3 *	5588.00	110.32	68.08	42.24	68.20	42.12	388	162	Peak	Vertical	
4	6914.50	59.72	16.00	43.72	68.20	-8.48	388	162	Peak	Vertical	

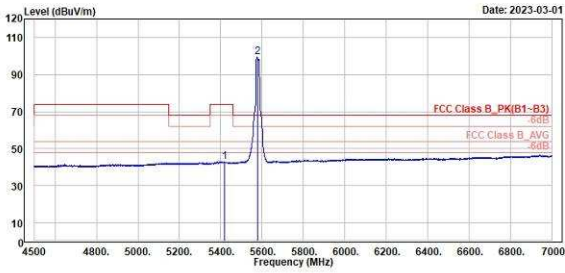
802.11a

CH 116 (Horizontal) Average

CH 116 (Vertical) Average



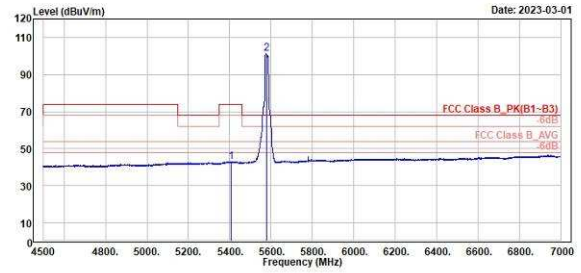
TUV Rheinland Taiwan Ltd.
No. 438-18, Sec 2, Fenliiao, Linkou Dist., New Taipei City 244, Taiwan(R.O.C.)
Tel: +886-2172-1000 Fax: +886-2172-1322



Freq	Level	Read Level	Factor	Limit Line	Over Limit	APos	TPos	Remark	Pol/Phase	Note
MHz	dBuV/m	dBuV	dB/m	dBuV/m	dB	cm	deg			
1	5418.59	42.91	0.56	42.35	54.00	-11.09	386	242 Average	Horizontal	
2 *	5588.00	99.27	57.03	42.24	54.00	45.27	386	242 Average	Horizontal	



TUV Rheinland Taiwan Ltd.
No. 438-18, Sec 2, Fenliiao, Linkou Dist., New Taipei City 244, Taiwan(R.O.C.)
Tel: +886-2172-1000 Fax: +886-2172-1322



Freq	Level	Read Level	Factor	Limit Line	Over Limit	APos	TPos	Remark	Pol/Phase	Note
MHz	dBuV/m	dBuV	dB/m	dBuV/m	dB	cm	deg			
1	5406.59	43.18	0.66	42.44	54.00	-10.90	388	162 Average	Vertical	
2 *	5588.00	101.24	59.08	42.24	54.00	47.24	388	162 Average	Vertical	

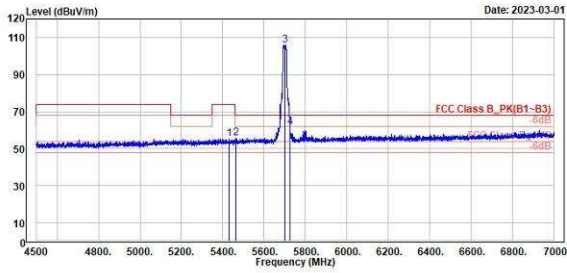
802.11a

CH 140 (Horizontal) Peak

CH 140 (Vertical) Peak



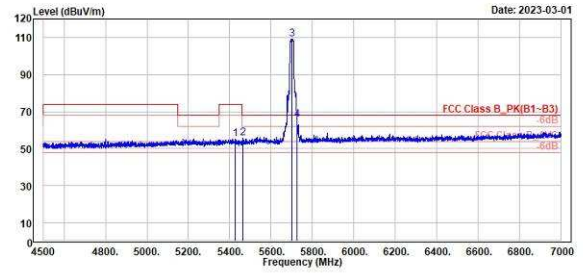
TUV Rheinland Taiwan Ltd.
No. 438-18, Sec. 2, Fenliiao, Linkou Dist., New Taipei City 244, Taiwan(R.O.C.)
Tel: +886-2172-1000 Fax: +886-2172-1322



	Read	Limit	Over	APos	TPos	Remark	Pol/Phase	Note	
1	5432.00	55.27	13.02	42.25	74.00	-18.73	122	238 Peak	Horizontal
2	5462.00	55.81	13.63	42.18	68.20	-12.39	122	238 Peak	Horizontal
3 *	5700.00	106.00	63.63	42.37	68.20	37.80	122	238 Peak	Horizontal
4	5725.00	61.41	18.92	42.49	68.20	-6.79	122	238 Peak	Horizontal



TUV Rheinland Taiwan Ltd.
No. 438-18, Sec. 2, Fenliiao, Linkou Dist., New Taipei City 244, Taiwan(R.O.C.)
Tel: +886-2172-1000 Fax: +886-2172-1322



	Read	Limit	Over	APos	TPos	Remark	Pol/Phase	Note	
1	5428.00	55.35	13.06	42.25	74.00	-18.65	300	170 Peak	Vertical
2	5464.00	55.81	13.62	42.19	68.20	-12.39	300	170 Peak <th>Vertical</th>	Vertical
3 *	5700.00	109.22	66.85	42.37	68.20	41.82	300	170 Peak <th>Vertical</th>	Vertical
4 !	5725.00	65.88	23.39	42.49	68.20	-2.32	300	170 Peak <th>Vertical</th>	Vertical

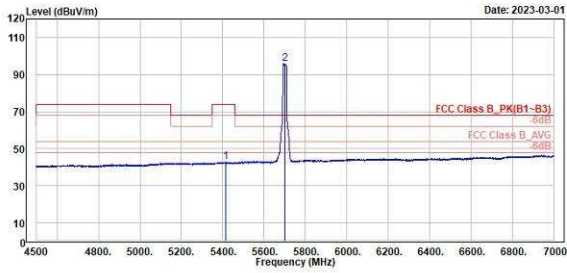
802.11a

CH 140 (Horizontal) Average

CH 140 (Vertical) Average



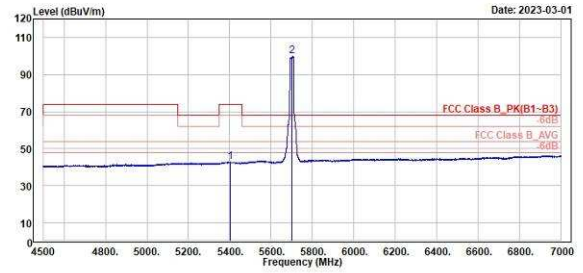
TUV Rheinland Taiwan Ltd.
No. 438-18, Sec 2, Fenliiao, Linkou Dist., New Taipei City 244, Taiwan(R.O.C.)
Tel: +886-2172-1000 Fax: +886-2172-1322



Freq	Level	Read Level	Factor	Limit Line	Over Limit	APos	TPos	Remark	Pol/Phase	Note
MHz	dBuV/m	dBuV	dB/m	dBuV/m	dB	cm	deg			
1	5416.58	42.68	0.31	42.37	54.08	-11.32	122	238 Average	Horizontal	
2 *	5700.00	95.98	53.61	42.37	54.08	41.90	122	238 Average	Horizontal	



TUV Rheinland Taiwan Ltd.
No. 438-18, Sec 2, Fenliiao, Linkou Dist., New Taipei City 244, Taiwan(R.O.C.)
Tel: +886-2172-1000 Fax: +886-2172-1322



Freq	Level	Read Level	Factor	Limit Line	Over Limit	APos	TPos	Remark	Pol/Phase	Note
MHz	dBuV/m	dBuV	dB/m	dBuV/m	dB	cm	deg			
1	5483.00	42.90	0.43	42.47	54.08	-11.18	300	170 Average	Vertical	
2 *	5700.00	99.70	57.33	42.37	54.08	45.70	300	170 Average	Vertical	

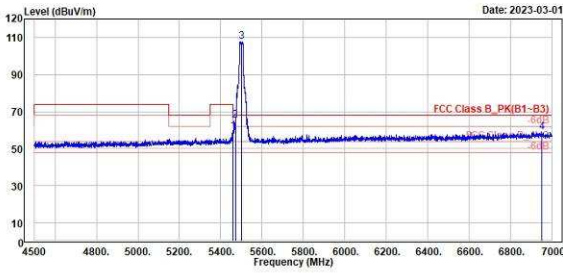
802.11ac VHT20

CH 100 (Horizontal) Peak

CH 100 (Vertical) Peak



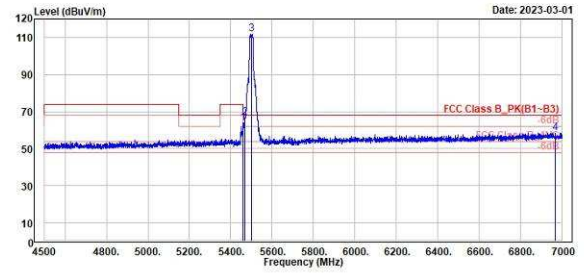
TÜV Rheinland Taiwan Ltd.
No. 458-18, Sec. 2, Fenliiao, Linkou Dist., New Taipei City 244, Taiwan(R.O.C.)
Tel: +886-2172-1000 Fax: +886-2172-1322



Peak	Freq (MHz)	Level (dBuV/m)	Read Level (dBuV)	Factor (dB/m)	Limit Line (dBuV/m)	Over Limit (dB)	APos (cm)	TPos (deg)	Remark	Pol/Phase	Note
1	5468.00	59.44	17.27	42.17	68.20	-8.76	312	239	Peak	Horizontal	
2	5470.00	65.21	23.00	42.21	68.20	-2.99	312	239	Peak	Horizontal	
3 *	5500.00	107.00	65.45	42.35	68.20	39.60	312	239	Peak	Horizontal	
4	6953.00	58.89	15.09	43.80	68.20	-9.31	312	239	Peak	Horizontal	



TÜV Rheinland Taiwan Ltd.
No. 458-18, Sec. 2, Fenliiao, Linkou Dist., New Taipei City 244, Taiwan(R.O.C.)
Tel: +886-2172-1000 Fax: +886-2172-1322



Peak	Freq (MHz)	Level (dBuV/m)	Read Level (dBuV)	Factor (dB/m)	Limit Line (dBuV/m)	Over Limit (dB)	APos (cm)	TPos (deg)	Remark	Pol/Phase	Note
1	5468.00	64.07	21.90	42.17	68.20	-4.13	338	158	Peak	Vertical	
2	5468.50	66.69	24.49	42.20	68.20	-1.51	338	158	Peak	Vertical	
3 *	5500.00	111.98	69.63	42.35	68.20	43.78	338	158	Peak	Vertical	
4	6968.00	58.62	14.84	43.78	68.20	-9.58	338	158	Peak	Vertical	

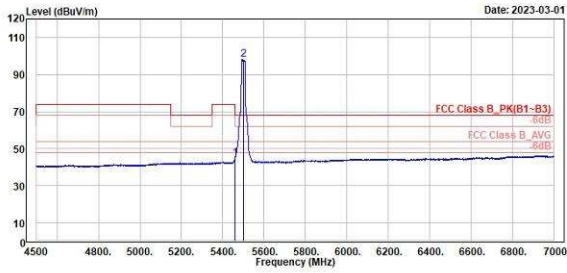
802.11ac VHT20

CH 100 (Horizontal) Average

CH 100 (Vertical) Average



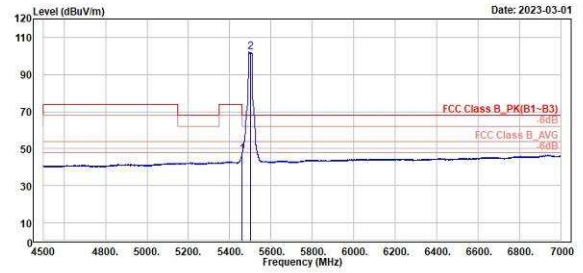
TUV Rheinland Taiwan Ltd.
No. 438-18, Sec 2, Fenliiao, Linkou Dist., New Taipei City 244, Taiwan(R.O.C.)
Tel: +886-2172-1000 Fax: +886-2172-1322



Freq	Level	Read Level	Factor	Limit Line	Over Limit	APos	TPos	Remark	Pol/Phase	Note
MHz	dBuV/m	dBuV	dB/m	dBuV/m	dB	cm	deg			
1	5468.00	44.73	2.56	42.17	54.00	-9.27	312	239 Average	Horizontal	
2 *	5500.00	98.23	55.68	42.35	54.00	44.23	312	239 Average	Horizontal	



TUV Rheinland Taiwan Ltd.
No. 438-18, Sec 2, Fenliiao, Linkou Dist., New Taipei City 244, Taiwan(R.O.C.)
Tel: +886-2172-1000 Fax: +886-2172-1322



Freq	Level	Read Level	Factor	Limit Line	Over Limit	APos	TPos	Remark	Pol/Phase	Note
MHz	dBuV/m	dBuV	dB/m	dBuV/m	dB	cm	deg			
1	5468.00	46.97	4.00	42.17	54.00	-7.03	338	158 Average	Vertical	
2 *	5500.00	102.03	59.68	42.35	54.00	48.03	338	158 Average	Vertical	

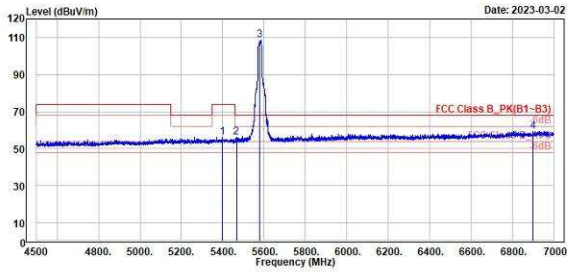
802.11ac VHT20

CH 116 (Horizontal) Peak

CH 116 (Vertical) Peak



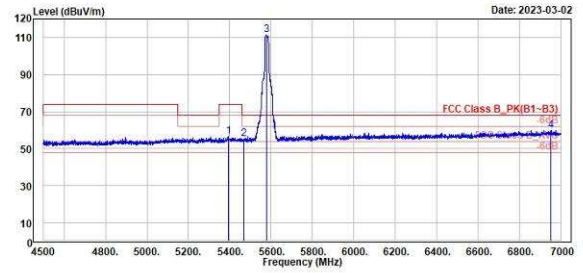
TUV Rheinland Taiwan Ltd.
No. 458-18, Sec 2, Fenliiao, Linkou Dist., New Taipei City 244, Taiwan(R.O.C.)
Tel: +886-2172-1000 Fax: +886-2172-1322



Peak	Freq	Level	Read	Limit	Over	APos	TPos	Remark	Pol/Phase	Note
	MHz	dBuV/m	dBuV	dB/m	dBuV/m	dB	cm	deg		
1	5397.00	56.01	13.56	42.45	74.00	-17.99	321	229 Peak	Horizontal	
2	5466.00	56.08	13.89	42.19	68.20	-12.12	321	229 Peak	Horizontal	
3 *	5588.00	108.47	66.23	42.24	68.20	48.27	321	229 Peak	Horizontal	
4	6900.50	59.38	15.70	43.68	68.20	-8.82	321	229 Peak	Horizontal	



TUV Rheinland Taiwan Ltd.
No. 458-18, Sec 2, Fenliiao, Linkou Dist., New Taipei City 244, Taiwan(R.O.C.)
Tel: +886-2172-1000 Fax: +886-2172-1322



Peak	Freq	Level	Read	Limit	Over	APos	TPos	Remark	Pol/Phase	Note
	MHz	dBuV/m	dBuV	dB/m	dBuV/m	dB	cm	deg		
1	5392.50	56.42	14.04	42.38	74.00	-17.58	338	231 Peak	Vertical	
2	5468.00	55.03	12.83	42.20	68.20	-13.17	338	231 Peak	Vertical	
3 *	5588.00	111.49	69.25	42.24	68.20	43.29	338	231 Peak	Vertical	
4	6951.50	59.88	16.07	43.81	68.20	-8.32	338	231 Peak	Vertical	

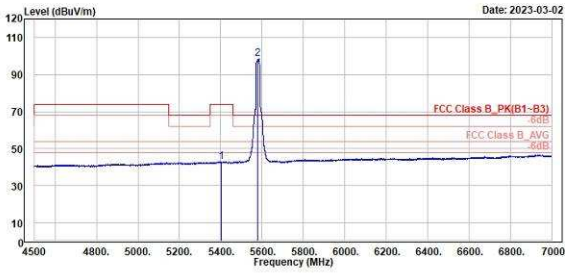
802.11ac VHT20

CH 116 (Horizontal) Average

CH 116 (Vertical) Average



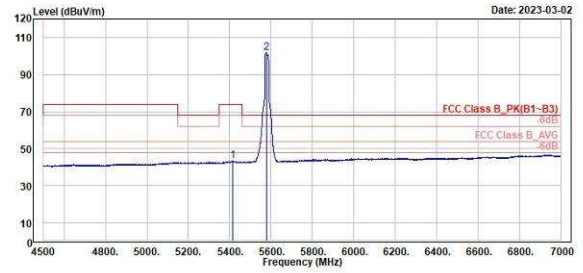
TUV Rheinland Taiwan Ltd.
No. 438-18, Sec 2, Fenliiao, Linkou Dist., New Taipei City 244, Taiwan(R.O.C.)
Tel: +886-2172-1000 Fax: +886-2172-1322



Freq	Level	Read Level	Factor	Limit Line	Over Limit	APos	TPos	Remark	Pol/Phase	Note
MHz	dBuV/m	dBuV	dB/m	dBuV/m	dB	cm	deg			
1	5491.59	42.87	0.39	42.48	54.00	-11.13	321	229 Average	Horizontal	
2 *	5580.00	98.69	56.45	42.24	54.00	44.69	321	229 Average	Horizontal	



TUV Rheinland Taiwan Ltd.
No. 438-18, Sec 2, Fenliiao, Linkou Dist., New Taipei City 244, Taiwan(R.O.C.)
Tel: +886-2172-1000 Fax: +886-2172-1322



Freq	Level	Read Level	Factor	Limit Line	Over Limit	APos	TPos	Remark	Pol/Phase	Note
MHz	dBuV/m	dBuV	dB/m	dBuV/m	dB	cm	deg			
1	5415.59	43.21	0.83	42.38	54.00	-10.79	338	231 Average	Vertical	
2 *	5580.00	101.72	59.48	42.24	54.00	47.72	338	231 Average	Vertical	

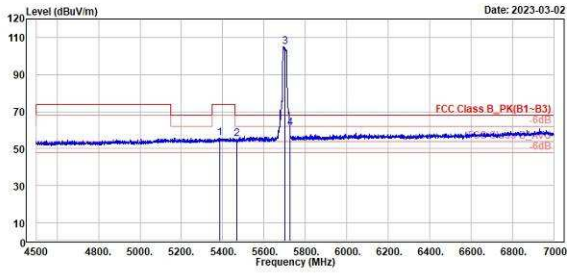
802.11ac VHT20

CH 140 (Horizontal) Peak

CH 140 (Vertical) Peak



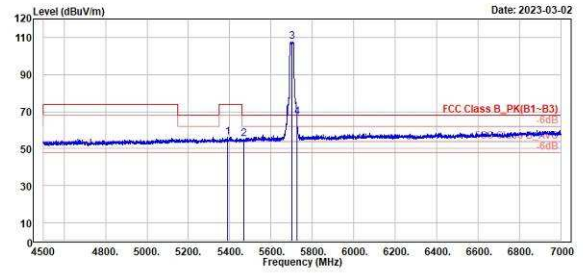
TUV Rheinland Taiwan Ltd.
No. 438-18, Sec 2, Fenliiao, Linkou Dist., New Taipei City 244, Taiwan(R.O.C.)
Tel: +886-2172-1100 Fax: +886-2172-1322



	Read	Limit	Over	APos	TPos	Remark	Pol/Phase	Note	
1	5387.00	55.03	13.53	42.30	74.00	-18.17	399	237 Peak	Horizontal
2	5467.00	55.00	12.80	42.20	68.20	-13.20	399	237 Peak	Horizontal
3 *	5786.00	105.16	62.79	42.37	68.20	36.96	399	237 Peak	Horizontal
4	5725.00	60.94	18.45	42.49	68.20	-7.26	399	237 Peak	Horizontal



TUV Rheinland Taiwan Ltd.
No. 438-18, Sec 2, Fenliiao, Linkou Dist., New Taipei City 244, Taiwan(R.O.C.)
Tel: +886-2172-1100 Fax: +886-2172-1322



	Read	Limit	Over	APos	TPos	Remark	Pol/Phase	Note	
1	5391.50	56.22	13.86	42.36	74.00	-17.78	399	244 Peak	Vertical
2	5466.50	55.11	12.91	42.20	68.20	-13.09	399	244 Peak <td>Vertical </td>	Vertical
3 *	5786.00	107.85	65.48	42.37	68.20	39.55	399	244 Peak <td>Vertical </td>	Vertical
4 !	5725.00	67.00	24.51	42.49	68.20	-1.20	399	244 Peak <td>Vertical </td>	Vertical

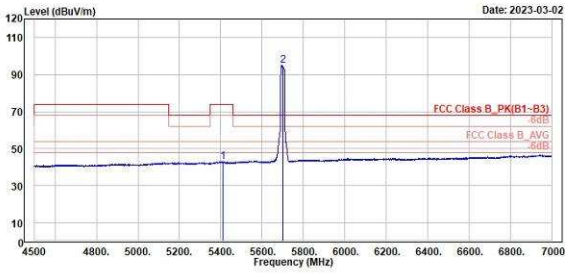
802.11ac VHT20

CH 140 (Horizontal) Average

CH 140 (Vertical) Average



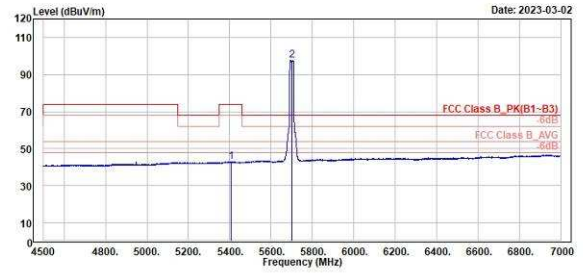
TUV Rheinland Taiwan Ltd.
No. 438-18, Sec 2, Fenliiao, Linkou Dist., New Taipei City 244, Taiwan(R.O.C.)
Tel: +886-2172-1000 Fax: +886-2172-1322



Freq	Level	Read Level	Factor	Limit	Over	APos	TPos	Remark	Pol/Phase	Note
MHz	dBuV/m	dBuV	dB/m	dBuV/m	dB	cm	deg			
1	5418.00	42.79	0.38	42.41	54.00	-11.21	399	237 Average	Horizontal	
2 *	5700.00	95.03	52.66	42.37	54.00	41.03	399	237 Average	Horizontal	



TUV Rheinland Taiwan Ltd.
No. 438-18, Sec 2, Fenliiao, Linkou Dist., New Taipei City 244, Taiwan(R.O.C.)
Tel: +886-2172-1000 Fax: +886-2172-1322



Freq	Level	Read Level	Factor	Limit	Over	APos	TPos	Remark	Pol/Phase	Note
MHz	dBuV/m	dBuV	dB/m	dBuV/m	dB	cm	deg			
1	5400.50	42.99	0.57	42.42	54.00	-11.01	398	244 Average	Vertical	
2 *	5700.00	97.67	55.38	42.37	54.00	43.67	398	244 Average	Vertical	

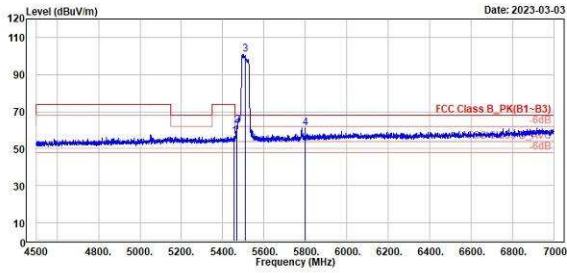
802.11ac VHT40

CH 102 (Horizontal) Peak

CH 102 (Vertical) Peak



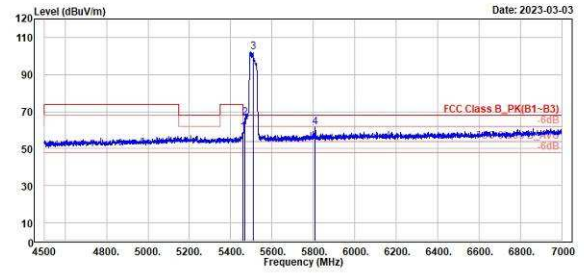
TUV Rheinland Taiwan Ltd.
No. 458-18, Sec. 2, Fenliiao, Linkou Dist., New Taipei City 244, Taiwan(R.O.C.)
Tel: +886-2172-1000 Fax: +886-2172-1322



Peak	Freq	Level	Read	Limit	Over	APos	TPos	Remark	Pol/Phase	Note
	MHz	dBuV/m	dBuV	dB/m	dBuV/m	dB	cm	deg		
1	5455.50	56.72	13.46	43.26	74.00	-17.28	327	284 Peak	Horizontal	
2	5467.50	62.64	19.37	43.27	68.20	-5.56	327	284 Peak	Horizontal	
3 *	5518.00	100.93	57.61	43.32	68.20	32.73	327	284 Peak	Horizontal	
4	5800.00	61.35	17.50	43.85	68.20	-6.85	327	284 Peak	Horizontal	



TUV Rheinland Taiwan Ltd.
No. 458-18, Sec. 2, Fenliiao, Linkou Dist., New Taipei City 244, Taiwan(R.O.C.)
Tel: +886-2172-1000 Fax: +886-2172-1322



Peak	Freq	Level	Read	Limit	Over	APos	TPos	Remark	Pol/Phase	Note
	MHz	dBuV/m	dBuV	dB/m	dBuV/m	dB	cm	deg		
1	5455.50	58.83	15.57	43.26	74.00	-15.17	341	144 Peak	Vertical	
2	5468.50	66.49	23.22	43.27	68.20	-1.71	341	144 Peak	Vertical	
3 *	5518.00	102.19	58.87	43.32	68.20	33.99	341	144 Peak	Vertical	
4	5807.50	61.51	17.63	43.88	68.20	-6.69	341	144 Peak	Vertical	

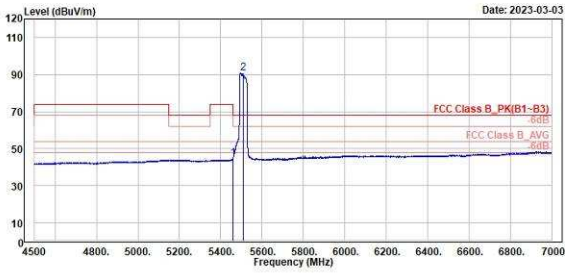
802.11ac VHT40

CH 102 (Horizontal) Average

CH 102 (Vertical) Average



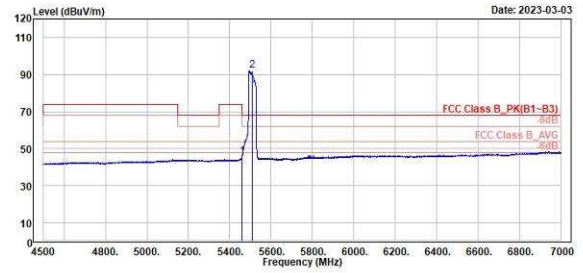
TUV Rheinland Taiwan Ltd.
No. 438-18, Sec 2, Fenliiao, Linkou Dist., New Taipei City 244, Taiwan(R.O.C.)
Tel: +886-2172-1000 Fax: +886-2172-1322



Freq	Level	Read Level	Factor	Limit Line	Over Limit	APos	TPos	Remark	Pol/Phase	Note
MHz	dBuV/m	dBuV	dB/m	dBuV/m	dB	cm	deg			
1	5459.58	44.83	1.57	43.26	54.08	-9.17	327	284 Average	Horizontal	
2 *	5518.08	98.94	47.62	43.32	54.08	36.94	327	284 Average	Horizontal	



TUV Rheinland Taiwan Ltd.
No. 438-18, Sec 2, Fenliiao, Linkou Dist., New Taipei City 244, Taiwan(R.O.C.)
Tel: +886-2172-1000 Fax: +886-2172-1322



Freq	Level	Read Level	Factor	Limit Line	Over Limit	APos	TPos	Remark	Pol/Phase	Note
MHz	dBuV/m	dBuV	dB/m	dBuV/m	dB	cm	deg			
1	5459.58	45.57	2.31	43.26	54.08	-8.43	341	144 Average	Vertical	
2 *	5518.08	91.94	46.62	43.32	54.08	37.94	341	144 Average	Vertical	

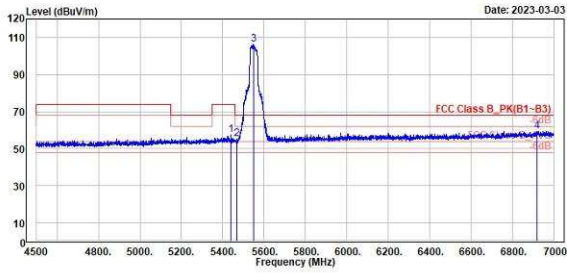
802.11ac VHT40

CH 110 (Horizontal) Peak

CH 110 (Vertical) Peak



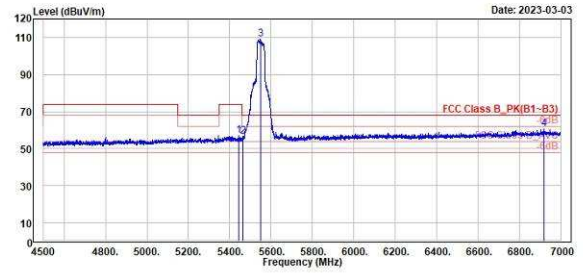
TUV Rheinland Taiwan Ltd.
No. 438-18, Sec 2, Fenliiao, Linkou Dist., New Taipei City 244, Taiwan(R.O.C.)
Tel: +886-2172-1000 Fax: +886-2172-1322



	Read	Limit	Over	APos	TPos	Remark	Pol/Phase	Note	
1	5438.00	57.48	15.27	42.21	74.00	-16.52	324	239 Peak	Horizontal
2	5469.00	55.07	12.86	42.21	68.20	-13.13	324	239 Peak	Horizontal
3 *	5550.00	106.35	64.87	42.28	68.20	38.15	324	239 Peak	Horizontal
4	6918.50	59.52	15.79	43.73	68.20	-8.68	324	239 Peak	Horizontal



TUV Rheinland Taiwan Ltd.
No. 438-18, Sec 2, Fenliiao, Linkou Dist., New Taipei City 244, Taiwan(R.O.C.)
Tel: +886-2172-1000 Fax: +886-2172-1322



	Read	Limit	Over	APos	TPos	Remark	Pol/Phase	Note	
1	5442.00	56.83	14.66	42.17	74.00	-17.17	315	212 Peak	Vertical
2	5465.00	56.72	14.53	42.19	68.20	-11.48	315	212 Peak <th>Vertical</th>	Vertical
3 *	5550.00	108.91	66.63	42.28	68.20	40.71	315	212 Peak <th>Vertical</th>	Vertical
4	6918.50	60.47	16.74	43.73	68.20	-7.73	315	212 Peak <th>Vertical</th>	Vertical

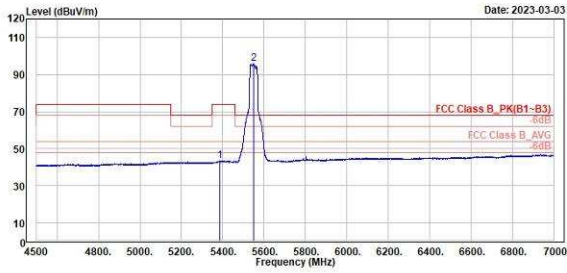
802.11ac VHT40

CH 110 (Horizontal) Average

CH 110 (Vertical) Average



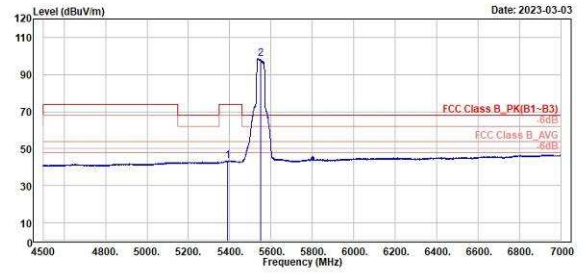
TUV Rheinland Taiwan Ltd.
No. 458-18, Sec 2, Fenliiao, Linkou Dist., New Taipei City 244, Taiwan(R.O.C.)
Tel: +886-2172-1000 Fax: +886-2172-1322



Freq	Level	Read Level	Factor	Limit Line	Over Limit	APos	TPos	Remark	Pol/Phase	Note
MHz	dBuV/m	dBuV	dB/m	dBuV/m	dB	cm	deg			
1	5385.00	43.43	1.16	42.27	54.00	-10.57	324	239 Average	Horizontal	
2 *	5550.00	95.76	53.48	42.28	54.00	41.76	324	239 Average	Horizontal	



TUV Rheinland Taiwan Ltd.
No. 458-18, Sec 2, Fenliiao, Linkou Dist., New Taipei City 244, Taiwan(R.O.C.)
Tel: +886-2172-1000 Fax: +886-2172-1322



Freq	Level	Read Level	Factor	Limit Line	Over Limit	APos	TPos	Remark	Pol/Phase	Note
MHz	dBuV/m	dBuV	dB/m	dBuV/m	dB	cm	deg			
1	5390.50	43.56	1.21	42.35	54.00	-10.44	315	212 Average	Vertical	
2 *	5550.00	98.61	56.33	42.28	54.00	44.61	315	212 Average	Vertical	

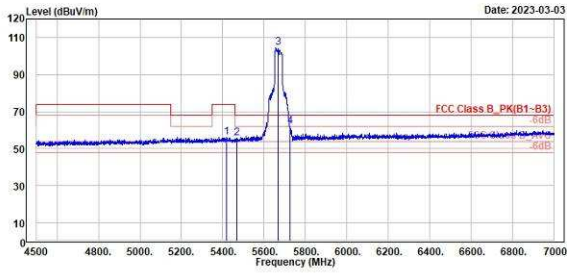
802.11ac VHT40

CH 134 (Horizontal) Peak

CH 134 (Vertical) Peak



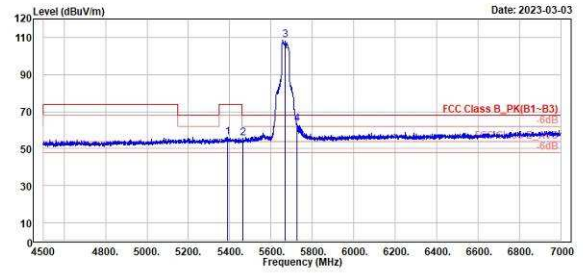
TUV Rheinland Taiwan Ltd.
No. 458-18, Sec 2, Fenliiao, Linkou Dist., New Taipei City 244, Taiwan(R.O.C.)
Tel: +886-2172-1000 Fax: +886-2172-1322



	Read	Limit	Over	APos	TPos	Remark	Pol/Phase	Note
Freq	Level	Line	Line					
MHz	dBuV/m	dBuV	dB/m	dBuV/m	dB	cm	deg	
1	5438.58	56.02	13.68	42.34	74.00	-17.98	231	277 Peak Horizontal
2	5469.58	55.68	13.39	42.21	68.20	-12.60	231	277 Peak Horizontal
3 *	5670.00	104.56	62.14	42.42	68.20	36.36	231	277 Peak Horizontal
4	5726.00	61.95	19.46	42.49	68.20	-6.25	231	277 Peak Horizontal



TUV Rheinland Taiwan Ltd.
No. 458-18, Sec 2, Fenliiao, Linkou Dist., New Taipei City 244, Taiwan(R.O.C.)
Tel: +886-2172-1000 Fax: +886-2172-1322



	Read	Limit	Over	APos	TPos	Remark	Pol/Phase	Note
Freq	Level	Line	Line					
MHz	dBuV/m	dBuV	dB/m	dBuV/m	dB	cm	deg	
1	5398.00	56.28	13.34	42.34	74.00	-17.72	388	215 Peak Vertical
2	5465.00	55.46	13.27	42.19	68.20	-12.74	388	215 Peak Vertical
3 *	5670.00	108.42	66.00	42.42	68.20	40.22	388	215 Peak Vertical
4 !	5725.50	63.48	20.99	42.49	68.20	-4.72	388	215 Peak Vertical

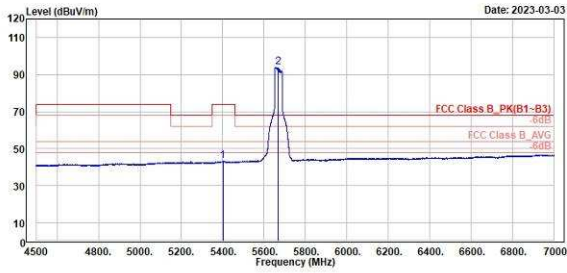
802.11ac VHT40

CH 134 (Horizontal) Average

CH 134 (Vertical) Average



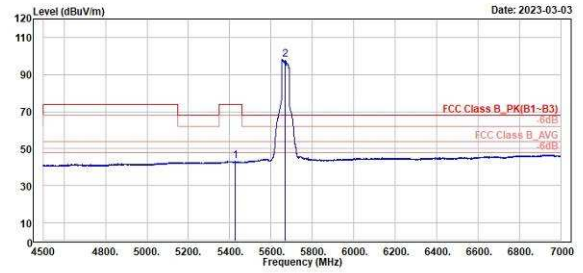
TUV Rheinland Taiwan Ltd.
No. 438-18, Sec 2, Fenliiao, Linkou Dist., New Taipei City 244, Taiwan(R.O.C.)
Tel: +886-2172-1000 Fax: +886-2172-1322



1	2 *
5498.58	5670.00
43.41	94.00
0.92	51.58
42.49	42.42
54.00	54.00
-10.59	40.00
231	231
277	277
Average	Average
Horizontal	Horizontal



TUV Rheinland Taiwan Ltd.
No. 438-18, Sec 2, Fenliiao, Linkou Dist., New Taipei City 244, Taiwan(R.O.C.)
Tel: +886-2172-1000 Fax: +886-2172-1322



1	2 *
5427.58	5670.00
43.23	98.07
0.94	55.65
42.29	42.42
54.00	54.00
-10.77	44.07
388	388
215	215
Average	Average
Vertical	Vertical