

Appendix B: Test Results of Radiated Spurious Emissions & Mains

Conducted Emission Test

Band Edges, 2.31GHz ~ 2.9GHz

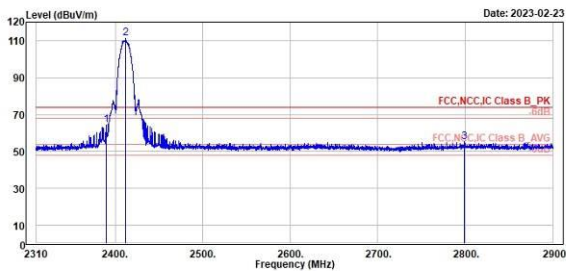
802.11b

Low Channel (Horizontal) Peak

Low Channel (Vertical) Peak



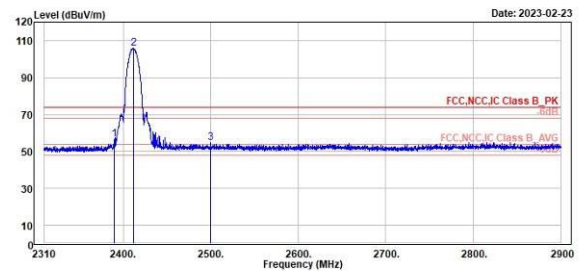
TÜV Rheinland Taiwan Ltd.
No. 458-18, Sec 2, Feniiao, Linkou Dist., New Taipei City 244, Taiwan(R.O.C.)
Tel: +886-2172-1100 Fax: +886-2172-1322



Peak	Freq (MHz)	Level (dBuV/m)	Read Level (dBuV)	Level Factor (dB/m)	Limit Line (dBuV/m)	Over Limit (dB)	APos (cm)	TPos (deg)	Remark	Pol/Phase	Note
1	2389.53	64.39	26.81	37.58	74.00	-9.61	140	180	Peak	Horizontal	
2 *	2412.00	111.53	73.88	37.65	74.00	37.53	140	180	Peak	Horizontal	
3	2798.64	55.06	16.86	38.20	74.00	-18.94	140	180	Peak	Horizontal	



TÜV Rheinland Taiwan Ltd.
No. 458-18, Sec 2, Feniiao, Linkou Dist., New Taipei City 244, Taiwan(R.O.C.)
Tel: +886-2172-1100 Fax: +886-2172-1322



Peak	Freq (MHz)	Level (dBuV/m)	Read Level (dBuV)	Level Factor (dB/m)	Limit Line (dBuV/m)	Over Limit (dB)	APos (cm)	TPos (deg)	Remark	Pol/Phase	Note
1	2389.89	56.49	18.91	37.58	74.00	-17.51	114	15	Peak	Vertical	
2 *	2412.00	105.91	68.26	37.65	74.00	31.91	114	15	Peak	Vertical	
3	2499.86	54.93	17.08	37.85	74.00	-19.07	114	15	Peak	Vertical	

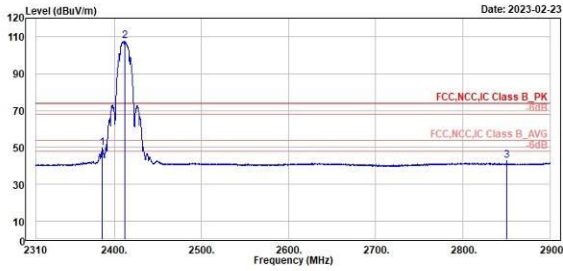
802.11b

Low Channel (Horizontal) Average

Low Channel (Vertical) Average



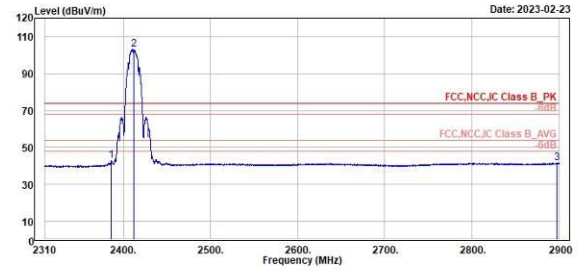
TUV Rheinland Taiwan Ltd.
No. 458-18, Sec 2, Fenhiao, Linkou Dist., New Taipei City 244, Taiwan(R.O.C.)
Tel: +886-2172-1000 Fax: +886-2172-1322



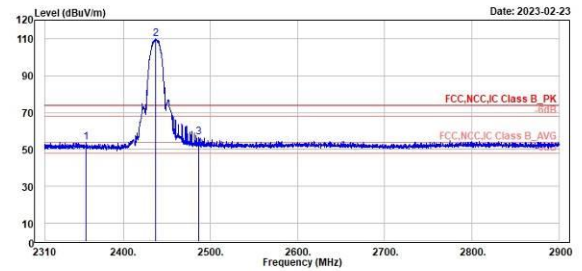
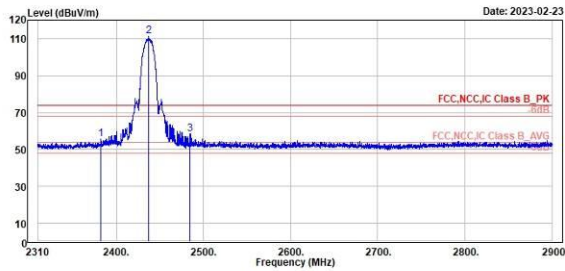
Read	Limit	Over	APos	TPos	Remark	Pol/Phase	Note	
Level	Line	Limit						
Factor								
Freq	Level	Level						
MHz	dBuV/m	dBuV	dB/m	dBuV/m	dB	cm	deg	
1	2386.11	49.57	12.01	37.56	54.00	-4.43	140	180 Average Horizontal
2 *	2412.00	107.51	69.86	37.65	54.00	53.51	140	180 Average Horizontal
3	2849.97	42.89	4.73	38.16	54.00	-11.11	140	180 Average Horizontal



TUV Rheinland Taiwan Ltd.
No. 458-18, Sec 2, Fenhiao, Linkou Dist., New Taipei City 244, Taiwan(R.O.C.)
Tel: +886-2172-1000 Fax: +886-2172-1322



Read	Limit	Over	APos	TPos	Remark	Pol/Phase	Note	
Level	Line	Limit						
Factor								
Freq	Level	Level						
MHz	dBuV/m	dBuV	dB/m	dBuV/m	dB	cm	deg	
1	2386.11	42.72	5.16	37.56	54.00	-11.28	114	15 Average Vertical
2 *	2412.00	103.12	65.47	37.65	54.00	49.12	114	15 Average Vertical
3	2897.40	41.58	3.17	38.41	54.00	-12.42	114	15 Average Vertical

802.11b
Middle Channel (Horizontal) Peak
Middle Channel (Vertical) Peak


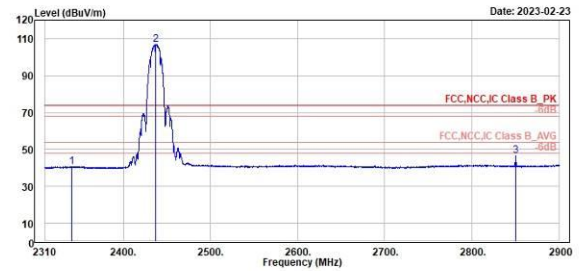
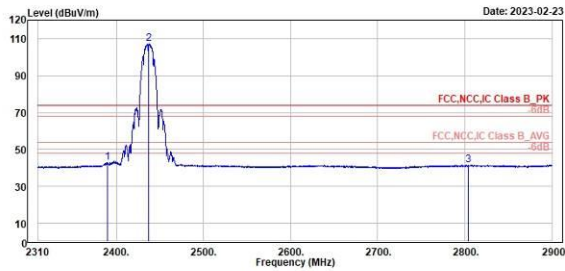
Freq	Level	Read Level	Factor	Limit Line	Over Limit	APos	TPos	Remark	Pol/Phase	Note
MHz	dBuV/m	dBuV	dB/m	dBuV/m	dB	cm	deg			
1	2381.98	55.72	18.18	37.54	74.00	-18.28	136	184 Peak	Horizontal	
2 *	2437.00	111.26	73.58	37.68	74.00	37.26	136	184 Peak	Horizontal	
3	2484.88	58.29	20.49	37.80	74.00	-15.71	136	184 Peak	Horizontal	

Freq	Level	Read Level	Factor	Limit Line	Over Limit	APos	TPos	Remark	Pol/Phase	Note
MHz	dBuV/m	dBuV	dB/m	dBuV/m	dB	cm	deg			
1	2356.96	53.85	16.44	37.41	74.00	-20.15	400	113 Peak	Vertical	
2 *	2437.00	109.92	72.24	37.68	74.00	35.92	400	113 Peak	Vertical	
3	2486.29	56.59	18.79	37.80	74.00	-17.41	400	113 Peak	Vertical	

802.11b

Middle Channel (Horizontal) Average

Middle Channel (Vertical) Average



1	2	3						
Read Level	Level Factor	Limit Line	Over Limit	APos	TPos	Remark	Pol/Phase	Note
MHz	dBuV/m	dBuV	dB/m	dBuV/m	dB	cm	deg	
2389.89	43.10	5.52	37.58	54.00	-10.90	136	184	Average Horizontal
2437.00	107.15	69.47	37.68	54.00	53.15	136	184	Average Horizontal
2803.48	41.67	3.47	38.20	54.00	-12.33	136	184	Average Horizontal

1	2	3						
Read Level	Level Factor	Limit Line	Over Limit	APos	TPos	Remark	Pol/Phase	Note
MHz	dBuV/m	dBuV	dB/m	dBuV/m	dB	cm	deg	
2340.68	40.71	3.37	37.34	54.00	-13.29	400	113	Average Vertical
2437.00	106.85	69.18	37.68	54.00	52.85	400	113	Average Vertical
2850.09	46.56	8.40	38.16	54.00	-7.44	400	113	Average Vertical

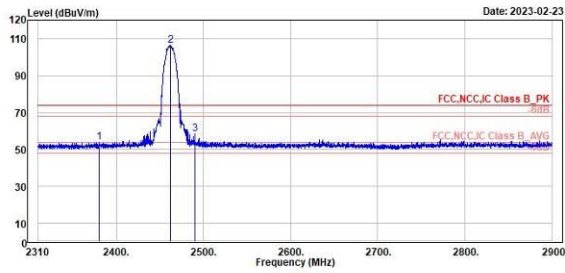
802.11b

High Channel (Horizontal) Peak

High Channel (Vertical) Peak



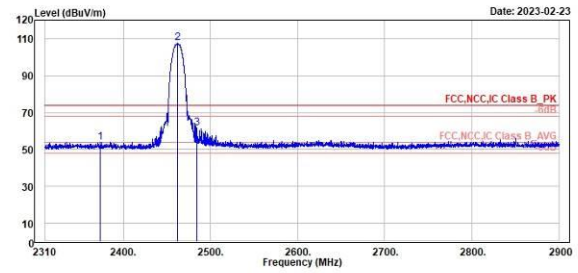
TUV Rheinland Taiwan Ltd.
No. 458-18, Sec 2, Fenhiao, Linkou Dist., New Taipei City 244, Taiwan(R.O.C.)
Tel: +886-2172-1000 Fax: +886-2172-1322



Peak	Freq (MHz)	Level (dBuV/m)	Read Level (dBuV)	Level Factor (dB/m)	Limit Line (dBuV/m)	Over Limit (dB)	APos (cm)	TPos (deg)	Remark	Pol/Phase	Note
1	2389.33	53.95	16.42	37.53	74.00	-20.05	100	180	Peak	Horizontal	
2 *	2462.00	106.22	68.49	37.73	74.00	32.22	100	180	Peak	Horizontal	
3	2489.83	58.19	20.37	37.82	74.00	-15.81	100	180	Peak	Horizontal	



TUV Rheinland Taiwan Ltd.
No. 458-18, Sec 2, Fenhiao, Linkou Dist., New Taipei City 244, Taiwan(R.O.C.)
Tel: +886-2172-1000 Fax: +886-2172-1322



Peak	Freq (MHz)	Level (dBuV/m)	Read Level (dBuV)	Level Factor (dB/m)	Limit Line (dBuV/m)	Over Limit (dB)	APos (cm)	TPos (deg)	Remark	Pol/Phase	Note
1	2373.13	53.96	16.47	37.49	74.00	-20.04	352	133	Peak	Vertical	
2 *	2462.00	107.67	69.94	37.73	74.00	33.67	352	133	Peak	Vertical	
3	2484.29	61.51	23.71	37.80	74.00	-12.49	352	133	Peak	Vertical	

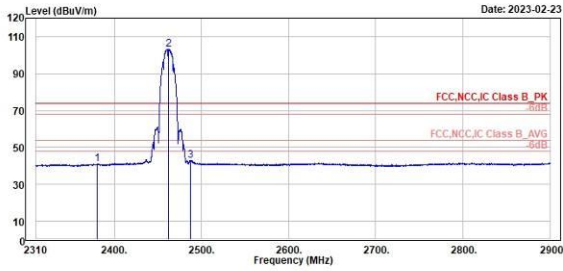
802.11b

High Channel (Horizontal) Average

High Channel (Vertical) Average



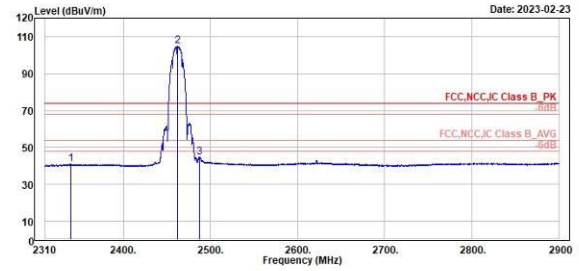
TUV Rheinland Taiwan Ltd.
No. 458-18, Sec 2, Fenhiao, Linkou Dist., New Taipei City 244, Taiwan(R.O.C.)
Tel: +886-2172-1000 Fax: +886-2172-1322



Freq	Level	Read Level Factor	Limit Line	Over Limit	APos	TPos	Remark	Pol/Phase	Note	
MHz	dBuV/m	dBuV	dB/m	dBuV/m	dB	cm	deg			
1	2389.45	40.97	3.44	37.53	54.00	-13.03	100	180	Average	Horizontal
2 *	2462.00	103.33	65.60	37.73	54.00	49.33	100	180	Average	Horizontal
3	2487.59	43.03	5.21	37.82	54.00	-10.97	100	180	Average	Horizontal



TUV Rheinland Taiwan Ltd.
No. 458-18, Sec 2, Fenhiao, Linkou Dist., New Taipei City 244, Taiwan(R.O.C.)
Tel: +886-2172-1000 Fax: +886-2172-1322

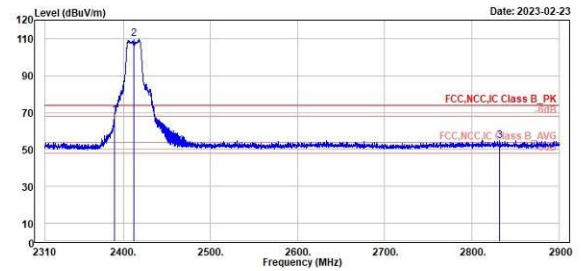
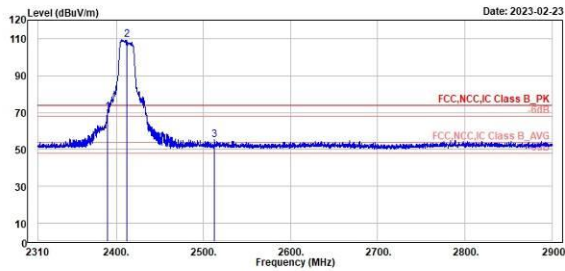


Freq	Level	Read Level Factor	Limit Line	Over Limit	APos	TPos	Remark	Pol/Phase	Note	
MHz	dBuV/m	dBuV	dB/m	dBuV/m	dB	cm	deg			
1	2339.74	40.85	3.51	37.34	54.00	-13.15	352	133	Average	Vertical
2 *	2462.00	104.73	67.00	37.73	54.00	50.73	352	133	Average	Vertical
3	2486.68	44.68	6.88	37.80	54.00	-9.32	352	133	Average	Vertical

802.11g

Low Channel (Horizontal) Peak

Low Channel (Vertical) Peak



Peak	Freq	Level	Read Level	Level Factor	Limit Line	Over Limit	APos	TPos	Remark	Pol/Phase	Note
	MHz	dBuV/m	dBuV	dB/m	dBuV/m	dB	cm	deg			
1	2389.77	70.44	32.86	37.58	74.00	-3.56	123	184	Peak	Horizontal	
2	2412.00	109.59	71.94	37.65	74.00	35.59	123	184	Peak	Horizontal	
3	2512.72	55.10	17.23	37.87	74.00	-18.90	123	184	Peak	Horizontal	

Peak	Freq	Level	Read Level	Level Factor	Limit Line	Over Limit	APos	TPos	Remark	Pol/Phase	Note
	MHz	dBuV/m	dBuV	dB/m	dBuV/m	dB	cm	deg			
1	2390.00	68.59	31.01	37.58	74.00	-5.41	369	155	Peak	Vertical	
2	2412.00	109.85	72.20	37.65	74.00	35.85	369	155	Peak	Vertical	
3	2831.56	54.93	16.75	38.18	74.00	-19.07	369	155	Peak	Vertical	

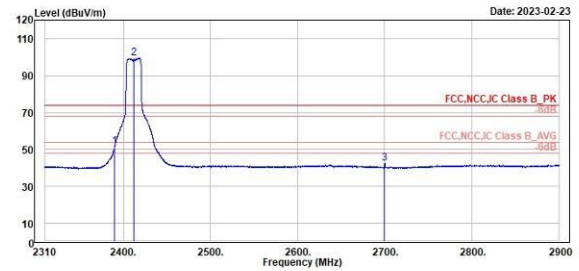
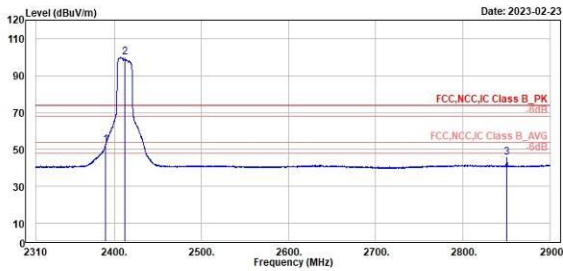
802.11g

Low Channel (Horizontal) Average

Low Channel (Vertical) Average

TÜVRheinland
TUV Rheinland Taiwan Ltd.
No. 458-18, Sec 2, Fenhiao, Linkou Dist., New Taipei City 244, Taiwan(R.O.C.)
Tel: +886-2172-1000 Fax: +886-2172-1322

TÜVRheinland
TUV Rheinland Taiwan Ltd.
No. 458-18, Sec 2, Fenhiao, Linkou Dist., New Taipei City 244, Taiwan(R.O.C.)
Tel: +886-2172-1000 Fax: +886-2172-1322



Freq	Level	Read Level	Factor	Limit Line	Over Limit	APos	TPos	Remark	Pol/Phase	Note
MHz	dBuV/m	dBuV	dB/m	dBuV/m	dB	cm	deg			
1 2390.00	52.69	15.11	37.58	54.00	-1.31	123	184	Average	Horizontal	
2 * 2412.00	99.84	62.19	37.65	54.00	45.84	123	184	Average	Horizontal	
3 2849.97	45.45	7.29	38.16	54.00	-8.55	123	184	Average	Horizontal	

Freq	Level	Read Level	Factor	Limit Line	Over Limit	APos	TPos	Remark	Pol/Phase	Note
MHz	dBuV/m	dBuV	dB/m	dBuV/m	dB	cm	deg			
1 2390.00	51.53	13.95	37.58	54.00	-2.47	369	155	Average	Vertical	
2 * 2412.00	99.59	61.94	37.65	54.00	45.59	369	155	Average	Vertical	
3 2699.87	42.62	4.73	37.89	54.00	-11.38	369	155	Average	Vertical	

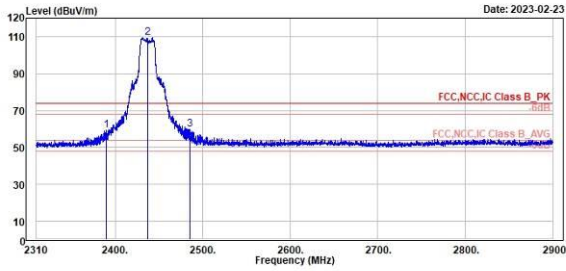
802.11g

Middle Channel (Horizontal) Peak

Middle Channel (Vertical) Peak



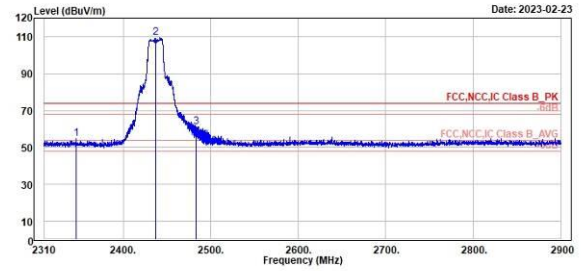
TUV Rheinland Taiwan Ltd.
No. 458-18, Sec 2, Fenhiao, Linkou Dist., New Taipei City 244, Taiwan(R.O.C.)
Tel: +886-2172-1000 Fax: +886-2172-1322



Freq	Level	Read Level	Factor	Limit Line	Over Limit	APos	TPos	Remark	Pol/Phase	Note
MHz	dBuV/m	dBuV	dB/m	dBuV/m	dB	cm	deg			
1	2389.53	59.19	21.61	37.58	74.00	-14.81	138	179 Peak	Horizontal	
2 *	2437.00	109.73	72.05	37.68	74.00	35.73	138	179 Peak	Horizontal	
3	2485.11	59.95	22.15	37.80	74.00	-14.05	138	179 Peak	Horizontal	



TUV Rheinland Taiwan Ltd.
No. 458-18, Sec 2, Fenhiao, Linkou Dist., New Taipei City 244, Taiwan(R.O.C.)
Tel: +886-2172-1000 Fax: +886-2172-1322



Freq	Level	Read Level	Factor	Limit Line	Over Limit	APos	TPos	Remark	Pol/Phase	Note
MHz	dBuV/m	dBuV	dB/m	dBuV/m	dB	cm	deg			
1	2346.46	54.83	17.47	37.36	74.00	-19.17	356	123 Peak	Vertical	
2 *	2437.00	109.72	72.04	37.68	74.00	35.72	356	123 Peak	Vertical	
3	2483.46	61.23	23.43	37.80	74.00	-12.77	356	123 Peak	Vertical	

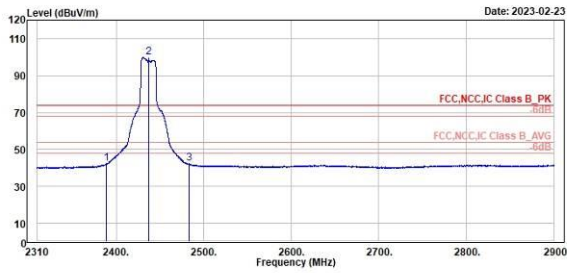
802.11g

Middle Channel (Horizontal) Average

Middle Channel (Vertical) Average



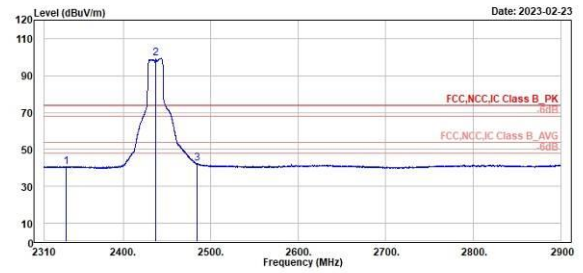
TUV Rheinland Taiwan Ltd.
No. 458-18, Sec 2, Fenhiao, Linkou Dist., New Taipei City 244, Taiwan(R.O.C.)
Tel: +886-2172-1800 Fax: +886-2172-1322



Freq	Level	Read Level	Factor	Limit Line	Over Limit	APos	TPos	Remark	Pol/Phase	Note
MHz	dBuV/m	dBuV	dB/m	dBuV/m	dB	cm	deg			
1	2389.18	42.28	4.70	37.58	54.00	-11.72	138	179 Average	Horizontal	
2 *	2437.00	99.75	62.07	37.68	54.00	45.75	138	179 Average	Horizontal	
3	2483.70	42.21	4.41	37.80	54.00	-11.79	138	179 Average	Horizontal	



TUV Rheinland Taiwan Ltd.
No. 458-18, Sec 2, Fenhiao, Linkou Dist., New Taipei City 244, Taiwan(R.O.C.)
Tel: +886-2172-1800 Fax: +886-2172-1322

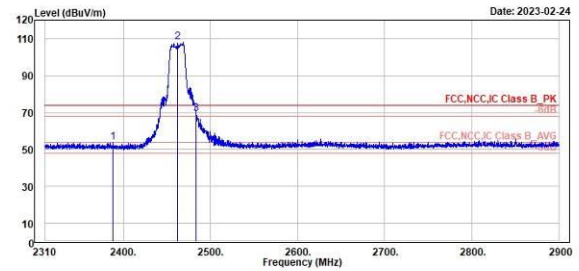
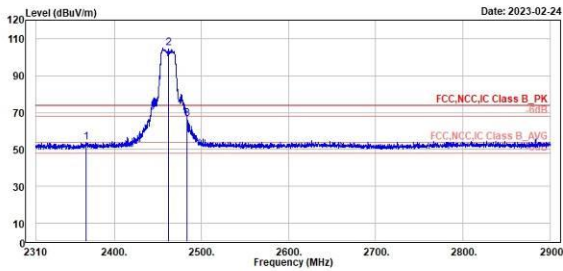


Freq	Level	Read Level	Factor	Limit Line	Over Limit	APos	TPos	Remark	Pol/Phase	Note
MHz	dBuV/m	dBuV	dB/m	dBuV/m	dB	cm	deg			
1	2334.43	40.78	3.46	37.32	54.00	-13.22	356	123 Average	Vertical	
2 *	2437.00	99.31	61.63	37.68	54.00	45.31	356	123 Average	Vertical	
3	2484.17	42.49	4.69	37.80	54.00	-11.51	356	123 Average	Vertical	

802.11g

High Channel (Horizontal) Peak

High Channel (Vertical) Peak



Peak	Freq	Level	Read Level	Level Factor	Limit Line	Over Limit	APos	TPos	Remark	Pol/Phase	Note
	MHz	dBuV/m	dBuV	dB/m	dBuV/m	dB	cm	deg			
1	2367.94	53.66	16.29	37.46	74.00	-20.34	119	181	Peak	Horizontal	
2 *	2462.00	104.92	67.19	37.73	74.00	30.92	119	181	Peak	Horizontal	
3	2483.46	66.75	28.95	37.80	74.00	-7.25	119	181	Peak	Horizontal	

Peak	Freq	Level	Read Level	Level Factor	Limit Line	Over Limit	APos	TPos	Remark	Pol/Phase	Note
	MHz	dBuV/m	dBuV	dB/m	dBuV/m	dB	cm	deg			
1	2388.00	54.06	16.49	37.57	74.00	-19.94	354	127	Peak	Vertical	
2 *	2462.00	107.95	70.22	37.73	74.00	33.95	354	127	Peak	Vertical	
3 !	2483.46	69.39	31.59	37.80	74.00	-4.61	354	127	Peak	Vertical	

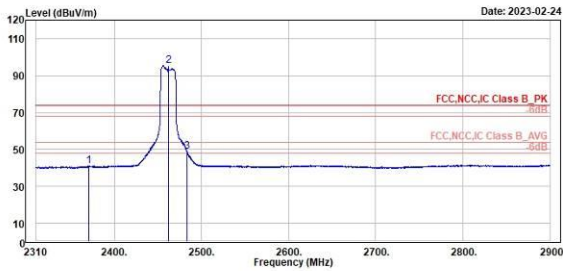
802.11g

High Channel (Horizontal) Average

High Channel (Vertical) Average



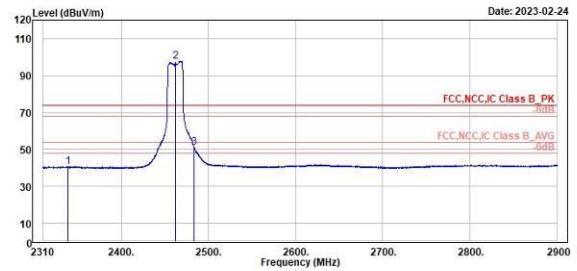
TÜV Rheinland Taiwan Ltd.
No. 458-18, Sec 2, Fenhiao, Linkou Dist., New Taipei City 244, Taiwan(R.O.C.)
Tel: +886-2172-1000 Fax: +886-2172-1322



Freq	Level	Read Level Factor	Limit Line	Over Limit	APos	TPos	Remark	Pol/Phase	Note
MHz	dBuV/m	dBuV	dB/m	dBuV/m	dB	cm	deg		
1	2371.01	40.97	3.49	37.48	54.00	-13.03	119	181 Average	Horizontal
2 *	2462.00	95.29	57.56	37.73	54.00	41.29	119	181 Average	Horizontal
3 †	2483.46	48.81	11.01	37.80	54.00	-5.19	119	181 Average	Horizontal



TÜV Rheinland Taiwan Ltd.
No. 458-18, Sec 2, Fenhiao, Linkou Dist., New Taipei City 244, Taiwan(R.O.C.)
Tel: +886-2172-1000 Fax: +886-2172-1322



Freq	Level	Read Level Factor	Limit Line	Over Limit	APos	TPos	Remark	Pol/Phase	Note
MHz	dBuV/m	dBuV	dB/m	dBuV/m	dB	cm	deg		
1	2339.15	40.63	3.29	37.34	54.00	-13.37	354	127 Average	Vertical
2 *	2462.00	97.08	59.95	37.73	54.00	43.68	354	127 Average	Vertical
3 †	2483.46	51.12	13.32	37.80	54.00	-2.88	354	127 Average	Vertical

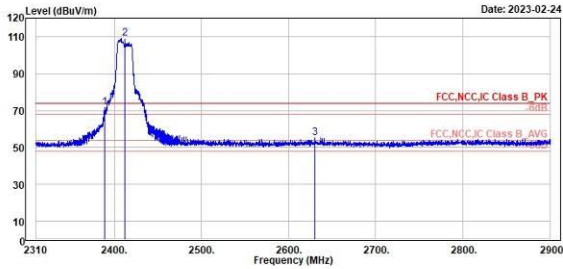
802.11n HT20

Low Channel (Horizontal) Peak

Low Channel (Vertical) Peak



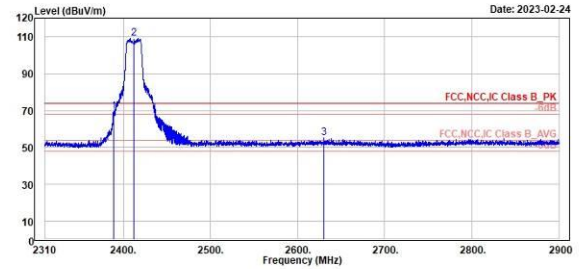
TUV Rheinland Taiwan Ltd.
No. 458-18, Sec 2, Fenhiao, Linkou Dist., New Taipei City 244, Taiwan(R.O.C.)
Tel: +886-2172-1000 Fax: +886-2172-1322



Peak	Freq	Level	Read Level	Factor	Limit Line	Over Limit	APos	TPos	Remark	Pol/Phase	Note
	MHz	dBuV/m	dBuV	dB/m	dBuV/m	dB	cm	deg			
1	2388.59	71.43	33.86	37.57	74.00	-2.57	140	178	Peak	Horizontal	
2 *	2412.00	109.08	71.43	37.65	74.00	35.08	140	178	Peak	Horizontal	
3	2629.90	55.29	17.29	38.00	74.00	-18.71	140	178	Peak	Horizontal	



TUV Rheinland Taiwan Ltd.
No. 458-18, Sec 2, Fenhiao, Linkou Dist., New Taipei City 244, Taiwan(R.O.C.)
Tel: +886-2172-1000 Fax: +886-2172-1322



Peak	Freq	Level	Read Level	Factor	Limit Line	Over Limit	APos	TPos	Remark	Pol/Phase	Note
	MHz	dBuV/m	dBuV	dB/m	dBuV/m	dB	cm	deg			
1	2388.82	69.18	31.60	37.58	74.00	-4.82	369	155	Peak	Vertical	
2 *	2412.00	109.18	71.53	37.65	74.00	35.18	369	155	Peak	Vertical	
3	2630.02	55.18	17.18	38.00	74.00	-18.82	369	155	Peak	Vertical	

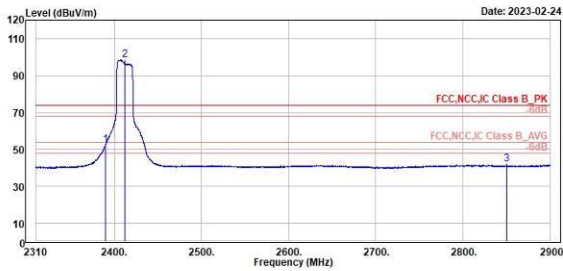
802.11n HT20

Low Channel (Horizontal) Average

Low Channel (Vertical) Average



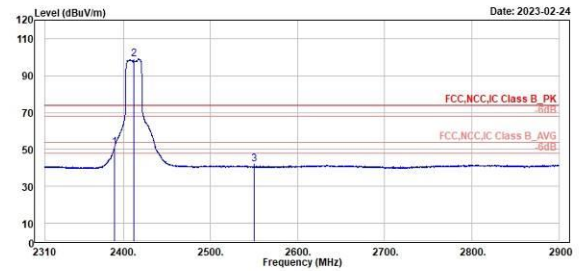
TUV Rheinland Taiwan Ltd.
No. 458-18, Sec 2, Fenhiao, Linkou Dist., New Taipei City 244, Taiwan(R.O.C.)
Tel: +886-2172-1000 Fax: +886-2172-1322



Freq	Level	Read Level	Factor	Limit	Over	APos	TPos	Remark	Pol/Phase	Note
MHz	dBuV/m	dBuV	dB/m	dBuV/m	dB	cm	deg			
1 2390.00	52.66	15.08	37.58	54.00	-1.34	140	178	Average	Horizontal	
2 * 2412.00	98.49	60.84	37.65	54.00	44.49	140	178	Average	Horizontal	
3 2850.09	42.10	3.94	38.16	54.00	-11.90	140	178	Average	Horizontal	



TUV Rheinland Taiwan Ltd.
No. 458-18, Sec 2, Fenhiao, Linkou Dist., New Taipei City 244, Taiwan(R.O.C.)
Tel: +886-2172-1000 Fax: +886-2172-1322



Freq	Level	Read Level	Factor	Limit	Over	APos	TPos	Remark	Pol/Phase	Note
MHz	dBuV/m	dBuV	dB/m	dBuV/m	dB	cm	deg			
1 2390.00	51.21	13.63	37.58	54.00	-2.79	369	155	Average	Vertical	
2 * 2412.00	98.80	61.15	37.65	54.00	44.80	369	155	Average	Vertical	
3 2550.01	42.19	4.28	37.91	54.00	-11.81	369	155	Average	Vertical	

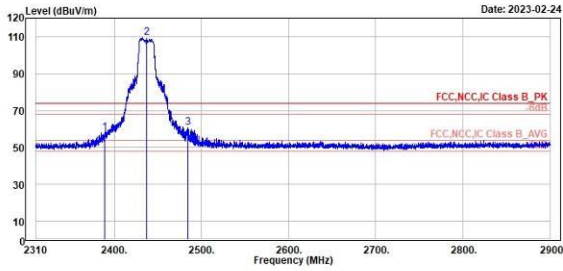
802.11n HT20

Middle Channel (Horizontal) Peak

Middle Channel (Vertical) Peak



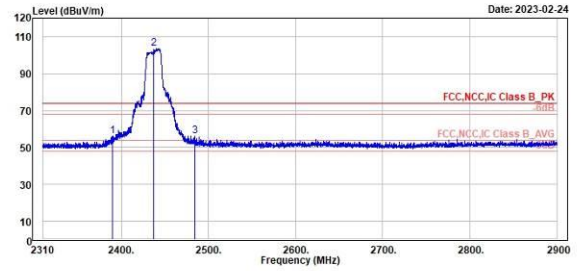
TUV Rheinland Taiwan Ltd.
No. 458-18, Sec 2, Fenhiao, Linkou Dist., New Taipei City 244, Taiwan(R.O.C.)
Tel: +886-2172-1000 Fax: +886-2172-1322



1	2	3
2389.06	2437.00	2484.88
58.03	109.31	60.68
20.93	71.95	23.19
37.10	37.36	37.49
74.00	74.00	74.00
-15.97	35.31	-13.32
138	138	138
182 Peak	182 Peak	182 Peak
Horizontal	Horizontal	Horizontal



TUV Rheinland Taiwan Ltd.
No. 458-18, Sec 2, Fenhiao, Linkou Dist., New Taipei City 244, Taiwan(R.O.C.)
Tel: +886-2172-1000 Fax: +886-2172-1322



1	2	3
2389.53	2437.00	2484.29
56.13	103.71	56.26
19.03	66.35	18.77
37.10	37.36	37.49
74.00	74.00	74.00
-17.87	29.71	-17.74
326	326	326
17 Peak	17 Peak	17 Peak
Vertical	Vertical	Vertical

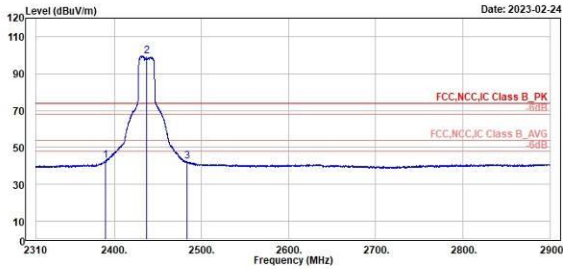
802.11n HT20

Middle Channel (Horizontal) Average

Middle Channel (Vertical) Average



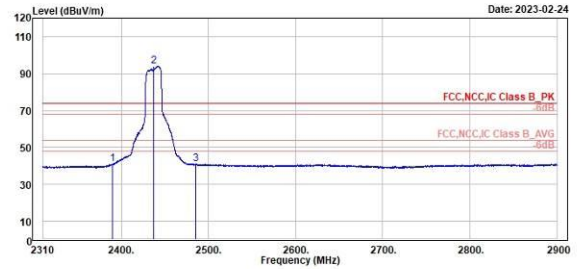
TUV Rheinland Taiwan Ltd.
No. 458-18, Sec 2, Fenhiao, Linkou Dist., New Taipei City 244, Taiwan(R.O.C.)
Tel: +886-2172-1000 Fax: +886-2172-1322



Freq	Level	Read Level Factor	Limit Line	Over Limit	APos	TPos	Remark	Pol/Phase	Note
MHz	dBuV/m	dBuV	dB/m	dBuV/m	dB	cm	deg		
1	2390.00	42.71	5.61	37.10	54.00	-11.29	138	182 Average	Horizontal
2 *	2437.00	99.69	62.33	37.36	54.00	45.69	138	182 Average	Horizontal
3	2483.81	42.25	4.76	37.49	54.00	-11.75	138	182 Average	Horizontal



TUV Rheinland Taiwan Ltd.
No. 458-18, Sec 2, Fenhiao, Linkou Dist., New Taipei City 244, Taiwan(R.O.C.)
Tel: +886-2172-1000 Fax: +886-2172-1322



Freq	Level	Read Level Factor	Limit Line	Over Limit	APos	TPos	Remark	Pol/Phase	Note
MHz	dBuV/m	dBuV	dB/m	dBuV/m	dB	cm	deg		
1	2390.00	40.91	3.81	37.10	54.00	-13.09	326	17 Average	Vertical
2 *	2437.00	94.11	56.75	37.36	54.00	40.11	326	17 Average	Vertical
3	2485.35	40.94	3.45	37.49	54.00	-13.06	326	17 Average	Vertical

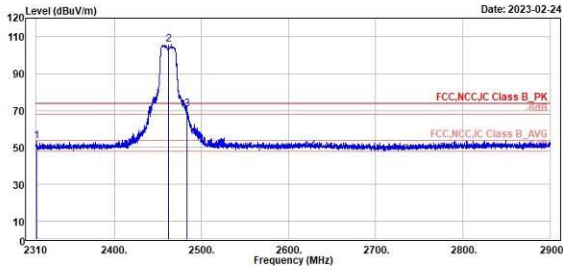
802.11n HT20

High Channel (Horizontal) Peak

High Channel (Vertical) Peak



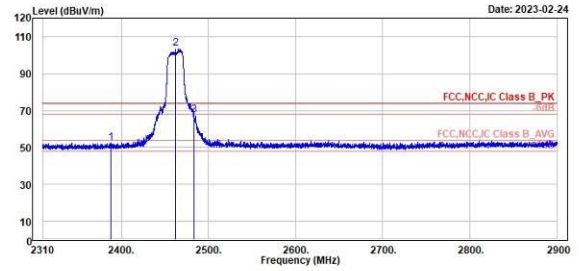
TUV Rheinland Taiwan Ltd.
No. 458-18, Sec 2, Fenhiao, Linkou Dist., New Taipei City 244, Taiwan(R.O.C.)
Tel: +886-2172-1000 Fax: +886-2172-1322



Peak	Freq	Level	Read Level	Level Factor	Limit Line	Over Limit	APos	TPos	Remark	Pol/Phase	Note
	MHz	dBuV/m	dBuV	dB/m	dBuV/m	dB	cm	deg			
1	2311.06	53.35	16.55	36.80	74.00	-20.65	158	182	Peak	Horizontal	
2 *	2462.00	106.05	68.58	37.47	74.00	32.05	158	182	Peak	Horizontal	
3 †	2483.70	70.89	33.40	37.49	74.00	-3.11	158	182	Peak	Horizontal	



TUV Rheinland Taiwan Ltd.
No. 458-18, Sec 2, Fenhiao, Linkou Dist., New Taipei City 244, Taiwan(R.O.C.)
Tel: +886-2172-1000 Fax: +886-2172-1322



Peak	Freq	Level	Read Level	Level Factor	Limit Line	Over Limit	APos	TPos	Remark	Pol/Phase	Note
	MHz	dBuV/m	dBuV	dB/m	dBuV/m	dB	cm	deg			
1	2388.35	52.53	15.43	37.10	74.00	-21.47	352	17	Peak	Vertical	
2 *	2462.00	105.41	65.94	37.47	74.00	29.41	352	17	Peak	Vertical	
3	2483.46	67.40	29.92	37.48	74.00	-6.60	352	17	Peak	Vertical	

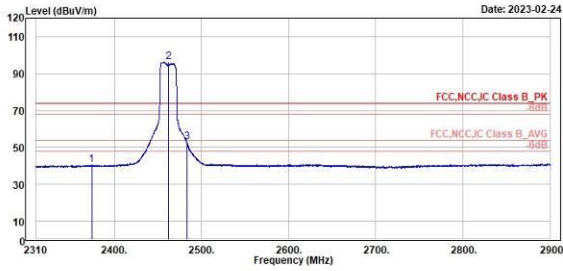
802.11n HT20

High Channel (Horizontal) Average

High Channel (Vertical) Average



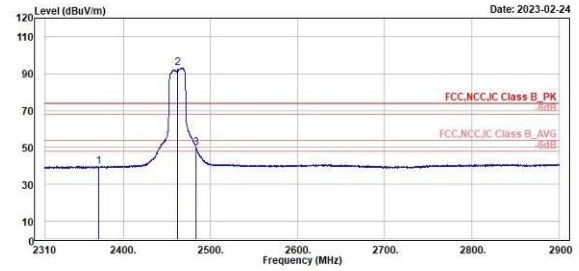
TÜV Rheinland Taiwan Ltd.
No. 458-18, Sec 2, Fenhiao, Linkou Dist., New Taipei City 244, Taiwan(R.O.C.)
Tel: +886-2172-1000 Fax: +886-2172-1322



Freq	Level	Read Level Factor	Limit Line	Over Limit	APos	TPos	Remark	Pol/Phase	Note
MHz	dBuV/m	dBuV	dB/m	dBuV/m	dB	cm	deg		
1	2373.96	48.41	3.33	37.08	54.00	-13.59	158	182 Average	Horizontal
2 *	2462.00	96.27	58.88	37.47	54.00	42.27	158	182 Average	Horizontal
3 †	2483.46	52.76	15.28	37.48	54.00	-1.24	158	182 Average	Horizontal



TÜV Rheinland Taiwan Ltd.
No. 458-18, Sec 2, Fenhiao, Linkou Dist., New Taipei City 244, Taiwan(R.O.C.)
Tel: +886-2172-1000 Fax: +886-2172-1322



Freq	Level	Read Level Factor	Limit Line	Over Limit	APos	TPos	Remark	Pol/Phase	Note
MHz	dBuV/m	dBuV	dB/m	dBuV/m	dB	cm	deg		
1	2371.36	39.75	2.67	37.08	54.00	-14.25	352	17 Average	Vertical
2 *	2462.00	95.12	55.65	37.47	54.00	39.12	352	17 Average	Vertical
3 †	2483.46	49.94	12.46	37.48	54.00	-4.06	352	17 Average	Vertical

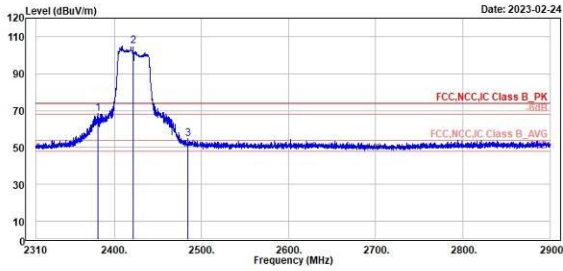
802.11n HT40

Low Channel (Horizontal) Peak

Low Channel (Vertical) Peak



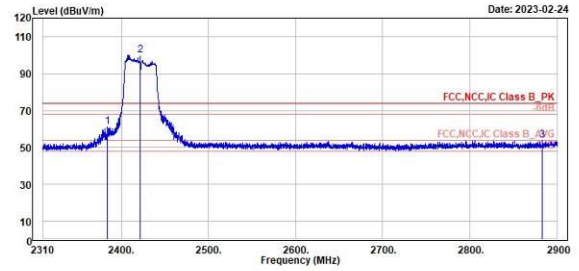
TUV Rheinland Taiwan Ltd.
No. 458-18, Sec 2, Fenhiao, Linkou Dist., New Taipei City 244, Taiwan(R.O.C.)
Tel: +886-2172-1000 Fax: +886-2172-1322



Peak	Freq (MHz)	Level (dBuV/m)	Read Level (dBuV)	Level Factor (dB/m)	Limit Line (dBuV/m)	Over Limit (dB)	APos (cm)	TPos (deg)	Remark	Pol/Phase	Note
1	2381.27	68.55	31.46	37.09	74.00	-5.45	161	184	Peak	Horizontal	
2	2422.00	104.92	67.66	37.26	74.00	30.92	161	184	Peak	Horizontal	
3	2484.88	54.59	17.10	37.49	74.00	-19.41	161	184	Peak	Horizontal	



TUV Rheinland Taiwan Ltd.
No. 458-18, Sec 2, Fenhiao, Linkou Dist., New Taipei City 244, Taiwan(R.O.C.)
Tel: +886-2172-1000 Fax: +886-2172-1322



Peak	Freq (MHz)	Level (dBuV/m)	Read Level (dBuV)	Level Factor (dB/m)	Limit Line (dBuV/m)	Over Limit (dB)	APos (cm)	TPos (deg)	Remark	Pol/Phase	Note
1	2384.10	61.17	24.08	37.09	74.00	-12.83	119	17	Peak	Vertical	
2	2422.00	100.11	62.85	37.26	74.00	26.11	119	17	Peak	Vertical	
3	2883.13	53.85	15.97	37.88	74.00	-20.15	119	17	Peak	Vertical	

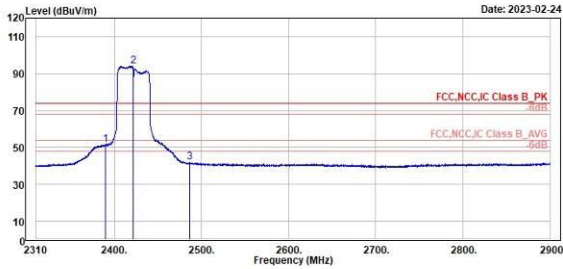
802.11n HT40

Low Channel (Horizontal) Average

Low Channel (Vertical) Average



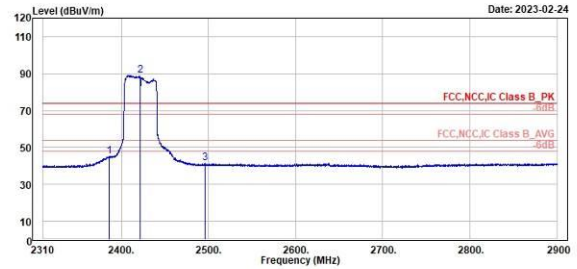
TUV Rheinland Taiwan Ltd.
No. 458-18, Sec 2, Fenhiao, Linkou Dist., New Taipei City 244, Taiwan(R.O.C.)
Tel: +886-2172-1000 Fax: +886-2172-1322



Freq	Level	Read Level Factor	Limit Line	Over Limit	APos	TPos	Remark	Pol/Phase	Note
MHz	dBuV/m	dBuV	dB/m	dBuV/m	dB	cm	deg		
1 2390.00	51.40	14.39	37.10	54.00	-2.60	161	184 Average	Horizontal	
2 * 2422.00	94.08	56.82	37.26	54.00	40.08	161	184 Average	Horizontal	
3 2486.41	41.79	4.30	37.49	54.00	-12.21	161	184 Average	Horizontal	



TUV Rheinland Taiwan Ltd.
No. 458-18, Sec 2, Fenhiao, Linkou Dist., New Taipei City 244, Taiwan(R.O.C.)
Tel: +886-2172-1000 Fax: +886-2172-1322



Freq	Level	Read Level Factor	Limit Line	Over Limit	APos	TPos	Remark	Pol/Phase	Note
MHz	dBuV/m	dBuV	dB/m	dBuV/m	dB	cm	deg		
1 2386.11	45.33	8.23	37.10	54.00	-8.67	119	17 Average	Vertical	
2 * 2422.00	89.02	51.76	37.26	54.00	35.02	119	17 Average	Vertical	
3 2495.97	41.45	3.95	37.50	54.00	-12.55	119	17 Average	Vertical	

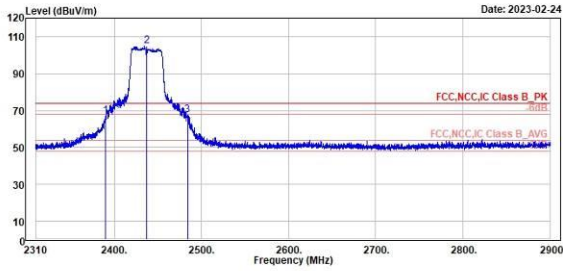
802.11n HT40

Middle Channel (Horizontal) Peak

Middle Channel (Vertical) Peak



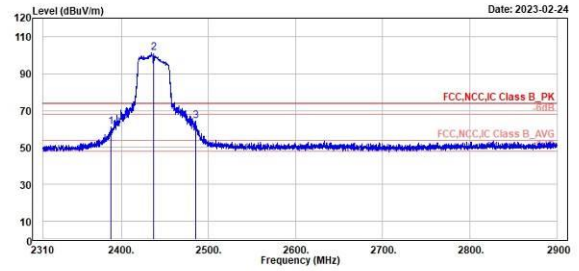
TUV Rheinland Taiwan Ltd.
No. 458-18, Sec 2, Fenhiao, Linkou Dist., New Taipei City 244, Taiwan(R.O.C.)
Tel: +886-2172-1000 Fax: +886-2172-1322



Peak	Freq (MHz)	Level (dBuV/m)	Read Level (dBuV)	Level Factor (dB/m)	Limit Line (dBuV/m)	Over Limit (dB)	APos (cm)	TPos (deg)	Remark	Pol/Phase	Note
1	2390.00	67.19	30.09	37.10	74.00	-6.81	137	180	Peak	Horizontal	
2 *	2437.00	104.85	67.49	37.36	74.00	30.85	137	180	Peak	Horizontal	
3	2483.93	67.61	30.12	37.49	74.00	-6.39	137	180	Peak	Horizontal	



TUV Rheinland Taiwan Ltd.
No. 458-18, Sec 2, Fenhiao, Linkou Dist., New Taipei City 244, Taiwan(R.O.C.)
Tel: +886-2172-1000 Fax: +886-2172-1322

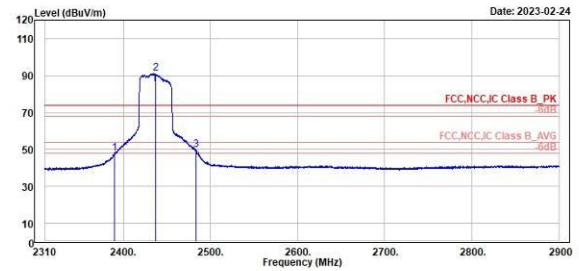
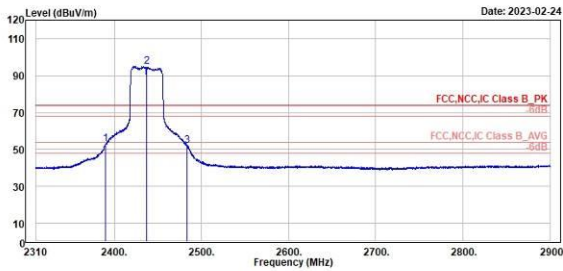


Peak	Freq (MHz)	Level (dBuV/m)	Read Level (dBuV)	Level Factor (dB/m)	Limit Line (dBuV/m)	Over Limit (dB)	APos (cm)	TPos (deg)	Remark	Pol/Phase	Note
1	2388.35	61.09	23.99	37.10	74.00	-12.91	355	18	Peak	Vertical	
2 *	2437.00	101.11	63.75	37.36	74.00	27.11	355	18	Peak	Vertical	
3	2485.11	64.38	26.89	37.49	74.00	-9.62	355	18	Peak	Vertical	

802.11n HT40

Middle Channel (Horizontal) Average

Middle Channel (Vertical) Average



Freq	Level	Read Level	Level Factor	Limit Line	Over Limit	APos	TPos	Remark	Pol/Phase	Note
MHz	dBuV/m	dBuV	dB/m	dBuV/m	dB	cm	deg			
1 2390.00	52.90	15.89	37.10	54.00	-1.10	137	180	Average	Horizontal	
2 * 2437.00	95.10	57.74	37.36	54.00	41.10	137	180	Average	Horizontal	
3 2483.70	52.09	14.60	37.49	54.00	-1.91	137	180	Average	Horizontal	

Freq	Level	Read Level	Level Factor	Limit Line	Over Limit	APos	TPos	Remark	Pol/Phase	Note
MHz	dBuV/m	dBuV	dB/m	dBuV/m	dB	cm	deg			
1 2390.00	47.81	10.71	37.10	54.00	-6.19	355	18	Average	Vertical	
2 * 2437.00	91.05	53.72	37.36	54.00	37.08	355	18	Average	Vertical	
3 2483.81	49.66	12.17	37.49	54.00	-4.34	355	18	Average	Vertical	

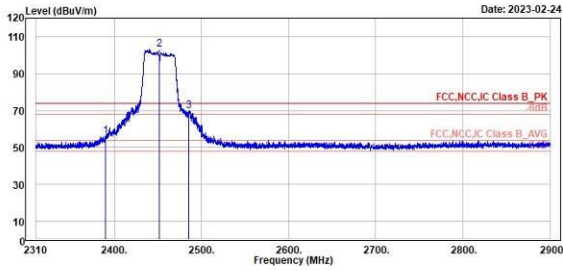
802.11n HT40

High Channel (Horizontal) Peak

High Channel (Vertical) Peak



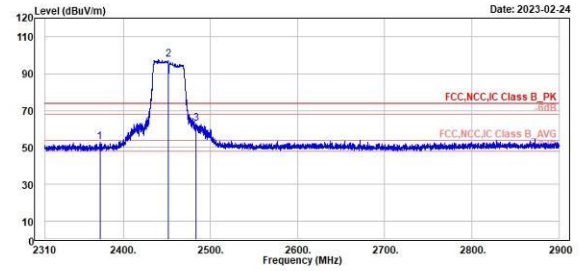
TUV Rheinland Taiwan Ltd.
No. 458-18, Sec 2, Fenhiao, Linkou Dist., New Taipei City 244, Taiwan(R.O.C.)
Tel: +886-2172-1000 Fax: +886-2172-1322



Freq	Level	Read Level	Factor	Limit Line	Over Limit	APos	TPos	Remark	Pol/Phase	Note
MHz	dBuV/m	dBuV	dB/m	dBuV/m	dB	cm	deg			
1	2389.41	56.27	19.17	37.10	74.00	-17.73	135	183 Peak	Horizontal	
2 *	2452.00	102.95	65.49	37.46	74.00	28.95	135	183 Peak	Horizontal	
3 †	2485.82	69.98	32.49	37.49	74.00	-4.02	135	183 Peak	Horizontal	



TUV Rheinland Taiwan Ltd.
No. 458-18, Sec 2, Fenhiao, Linkou Dist., New Taipei City 244, Taiwan(R.O.C.)
Tel: +886-2172-1000 Fax: +886-2172-1322



Freq	Level	Read Level	Factor	Limit Line	Over Limit	APos	TPos	Remark	Pol/Phase	Note
MHz	dBuV/m	dBuV	dB/m	dBuV/m	dB	cm	deg			
1	2373.01	52.95	15.87	37.08	74.00	-21.05	113	18 Peak	Vertical	
2 *	2452.00	97.57	60.11	37.46	74.00	23.57	113	18 Peak	Vertical	
3 †	2483.46	63.05	25.57	37.48	74.00	-10.95	113	18 Peak	Vertical	

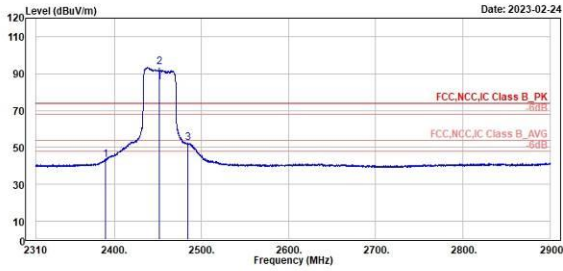
802.11n HT40

High Channel (Horizontal) Average

High Channel (Vertical) Average



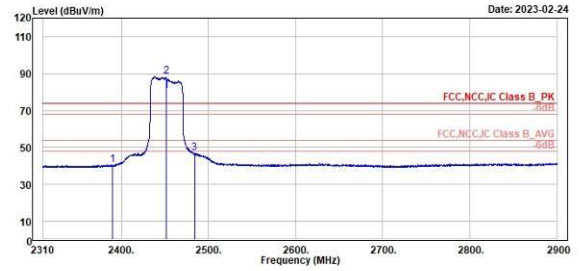
TUV Rheinland Taiwan Ltd.
No. 458-18, Sec 2, Fenhiao, Linkou Dist., New Taipei City 244, Taiwan(R.O.C.)
Tel: +886-2172-1000 Fax: +886-2172-1322



Freq	Level	Read Level Factor	Limit Line	Over Limit	APos	TPos	Remark	Pol/Phase	Note
MHz	dBuV/m	dBuV	dB/m	dBuV/m	dB	cm	deg		
1	2390.00	43.46	6.36	37.10	54.00	-10.54	135	183	Average Horizontal
2 *	2452.00	93.74	56.28	37.46	54.00	39.74	135	183	Average Horizontal
3 †	2484.17	52.25	14.76	37.49	54.00	-1.75	135	183	Average Horizontal



TUV Rheinland Taiwan Ltd.
No. 458-18, Sec 2, Fenhiao, Linkou Dist., New Taipei City 244, Taiwan(R.O.C.)
Tel: +886-2172-1000 Fax: +886-2172-1322



Freq	Level	Read Level Factor	Limit Line	Over Limit	APos	TPos	Remark	Pol/Phase	Note
MHz	dBuV/m	dBuV	dB/m	dBuV/m	dB	cm	deg		
1	2389.65	40.53	3.43	37.10	54.00	-13.47	113	18	Average Vertical
2 *	2452.00	88.45	50.99	37.46	54.00	34.45	113	18	Average Vertical
3 †	2483.93	46.78	9.29	37.49	54.00	-7.22	113	18	Average Vertical

Spurious Emissions, Tx Mode, 9kHz ~ 30MHz

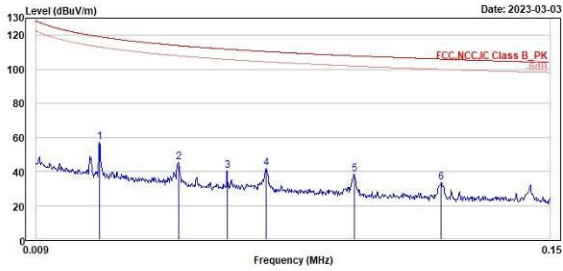
802.11n HT40

Middle Channel 9kHz~150kHz(Open)

Middle Channel 150kHz~30MHz(Open)



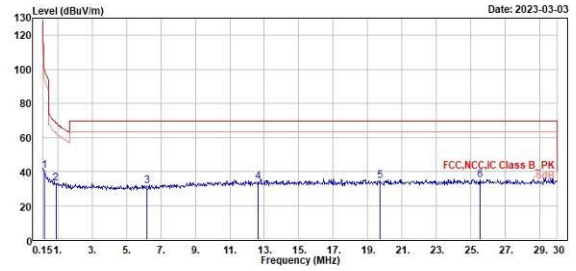
TUV Rheinland Taiwan Ltd.
No. 458-18, Sec 2, Fenhiao, Linkou Dist., New Taipei City 244, Taiwan(R.O.C.)
Tel: +886-2172-1000 Fax: +886-2172-1322



Freq	Level	Read	Limit	Over	APos	TPos	Remark	Pol/Phase	Note	
MHz	dBuV/m	dBuV	dB/m	dBuV/m	dB	cm	deg			
1	0.03	57.10	38.15	18.95	119.13	-62.03	100	57	QP	Open
2	0.05	45.48	26.36	19.12	113.96	-68.48	100	233	QP	Open
3	0.06	40.30	21.46	18.84	111.82	-71.52	100	352	QP	Open
4	0.07	41.87	23.29	18.58	110.44	-68.57	100	237	QP	Open
5	0.10	38.36	20.35	18.01	107.93	-69.57	100	255	QP	Open
6	0.12	33.02	15.82	18.00	106.01	-72.19	100	273	QP	Open



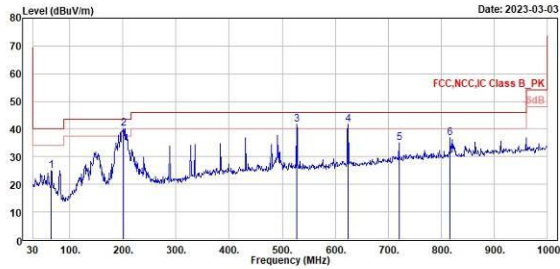
TUV Rheinland Taiwan Ltd.
No. 458-18, Sec 2, Fenhiao, Linkou Dist., New Taipei City 244, Taiwan(R.O.C.)
Tel: +886-2172-1000 Fax: +886-2172-1322



Freq	Level	Read	Limit	Over	APos	TPos	Remark	Pol/Phase	Note	
MHz	dBuV/m	dBuV	dB/m	dBuV/m	dB	cm	deg			
1	0.24	40.51	22.02	18.49	100.01	-59.50	100	142	QP	Open
2	0.90	33.02	13.99	19.03	68.56	-35.54	100	121	QP	Open
3	6.18	31.84	11.89	19.95	69.50	-37.66	100	181	QP	Open
4	12.66	34.19	12.40	21.79	69.50	-35.31	100	118	QP	Open
5	19.73	34.77	12.49	22.28	69.50	-34.73	100	296	QP	Open
6	25.52	34.87	12.49	22.38	69.50	-34.63	100	236	QP	Open

Spurious Emissions, Tx Mode, 30MHz ~ 1GHz
802.11n HT40
Middle Channel (Horizontal)
Middle Channel (Vertical)

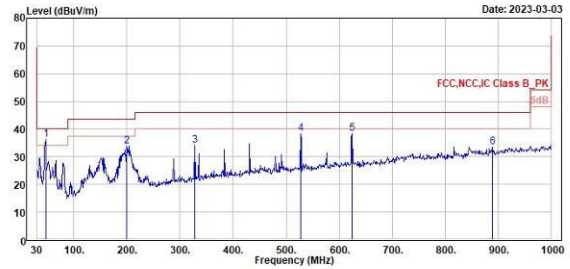

TÜV Rheinland Taiwan Ltd.
 No. 458-18, Sec 2, Fenhiao, Linkou Dist., New Taipei City 244, Taiwan(R.O.C.)
 Tel: +886-2172-1000 Fax: +886-2172-1322



Peak	Freq	Level	Read Level	Factor	Limit Line	Over Limit	APos	TPos	Remark	Pol/Phase	Note
	MHz	dBuV/m	dBuV	dB/m	dBuV/m	dB	cm	deg			
1	64.92	25.06	34.33	-9.27	40.00	-14.94	100	186	QP	Horizontal	
2 !	201.69	40.29	50.03	-9.74	43.50	-3.21	200	259	QP	Horizontal	
3 !	527.61	41.63	44.00	-2.37	46.00	-4.37	200	142	QP	Horizontal	
4 !	624.61	41.74	42.23	-0.49	46.00	-4.26	300	124	QP	Horizontal	
5	720.64	35.05	34.42	0.63	46.00	-10.95	100	159	QP	Horizontal	
6	816.67	36.02	34.47	2.35	46.00	-9.18	100	160	QP	Horizontal	



TÜV Rheinland Taiwan Ltd.
 No. 458-18, Sec 2, Fenhiao, Linkou Dist., New Taipei City 244, Taiwan(R.O.C.)
 Tel: +886-2172-1000 Fax: +886-2172-1322



Peak	Freq	Level	Read Level	Factor	Limit Line	Over Limit	APos	TPos	Remark	Pol/Phase	Note
	MHz	dBuV/m	dBuV	dB/m	dBuV/m	dB	cm	deg			
1 !	46.49	36.10	43.32	-7.22	40.00	-3.90	100	132	QP	Vertical	
2	199.75	33.89	43.72	-9.83	43.50	-9.61	200	208	QP	Vertical	
3	327.79	33.94	39.44	-5.50	46.00	-12.06	100	170	QP	Vertical	
4	527.61	38.46	40.83	-2.37	46.00	-7.54	100	296	QP	Vertical	
5	624.61	38.36	38.85	-0.49	46.00	-7.64	100	74	QP	Vertical	
6	889.42	33.48	29.71	3.77	46.00	-12.52	100	26	QP	Vertical	

Spurious Emissions, Tx Mode, 1GHz ~ 26.5GHz

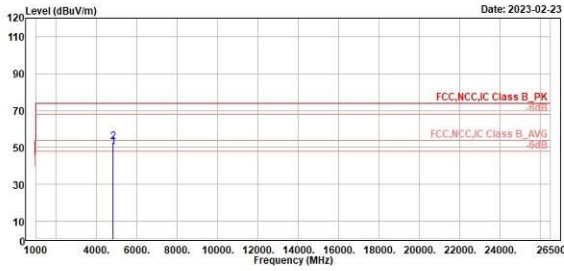
802.11b

Low Channel (Horizontal)

Low Channel (Vertical)



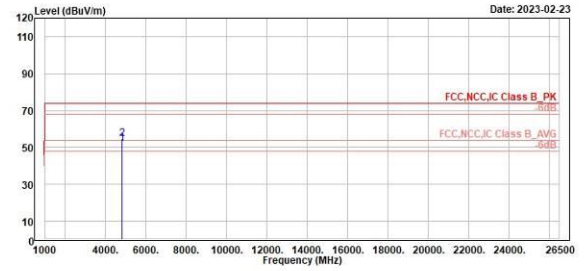
TUV Rheinland Taiwan Ltd.
No. 458-18, Sec 2, Fenhiao, Linkou Dist., New Taipei City 244, Taiwan(R.O.C.)
Tel: +886-2172-1000 Fax: +886-2172-1322



Freq	Level	Read Level	Factor	Limit Line	Over Limit	APos	TPos	Remark	Pol/Phase	Note
MHz	dBuV/m	dBuV	dB/m	dBuV/m	dB	cm	deg			
1 4824.00	50.12	41.71	8.41	54.00	-3.88	100	325	Average	Horizontal	
2 4824.00	53.03	44.62	8.41	74.00	-20.97	100	325	Peak	Horizontal	



TUV Rheinland Taiwan Ltd.
No. 458-18, Sec 2, Fenhiao, Linkou Dist., New Taipei City 244, Taiwan(R.O.C.)
Tel: +886-2172-1000 Fax: +886-2172-1322



Freq	Level	Read Level	Factor	Limit Line	Over Limit	APos	TPos	Remark	Pol/Phase	Note
MHz	dBuV/m	dBuV	dB/m	dBuV/m	dB	cm	deg			
1 4824.00	51.82	43.41	8.41	54.00	-2.18	100	290	Average	Vertical	
2 4824.00	54.56	46.15	8.41	74.00	-19.44	100	290	Peak	Vertical	

802.11b

Middle Channel (Horizontal)

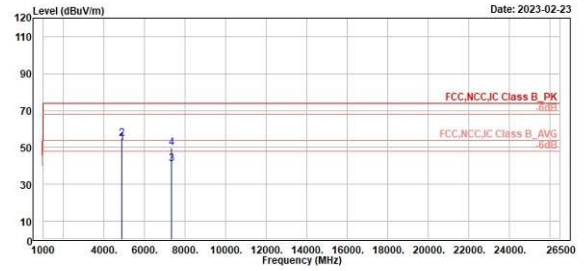
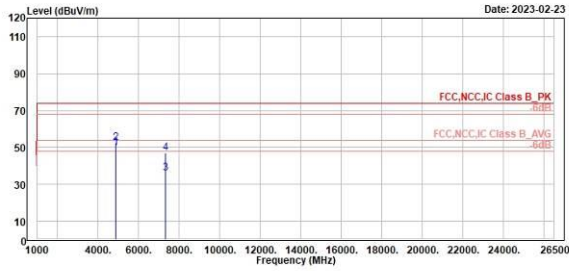
Middle Channel (Vertical)



TUV Rheinland Taiwan Ltd.
No. 458-18, Sec 2, Fenliiao, Linkou Dist., New Taipei City 244, Taiwan(R.O.C.)
Tel: +886-2172-1000 Fax: +886-2172-1322



TUV Rheinland Taiwan Ltd.
No. 458-18, Sec 2, Fenliiao, Linkou Dist., New Taipei City 244, Taiwan(R.O.C.)
Tel: +886-2172-1000 Fax: +886-2172-1322



1	2	3	4						
1	2	3	4						
1	2	3	4						
4874.00	49.52	41.12	8.40	54.00	-4.48	190	332	Average	Horizontal
4874.00	52.62	44.22	8.40	74.00	-21.38	180	332	Peak	Horizontal
7311.00	35.88	26.78	9.10	54.00	-18.12	389	224	Average	Horizontal
7311.00	47.10	38.00	9.10	74.00	-26.90	389	224	Peak	Horizontal

1	2	3	4						
1	2	3	4						
1	2	3	4						
4874.00	52.59	44.19	8.40	54.00	-1.41	180	246	Average	Vertical
4874.00	54.72	46.32	8.40	74.00	-19.28	180	246	Peak	Vertical
7311.00	41.07	31.97	9.10	54.00	-12.93	400	166	Average	Vertical
7311.00	49.74	40.64	9.10	74.00	-24.26	400	166	Peak	Vertical

802.11b

High Channel (Horizontal)

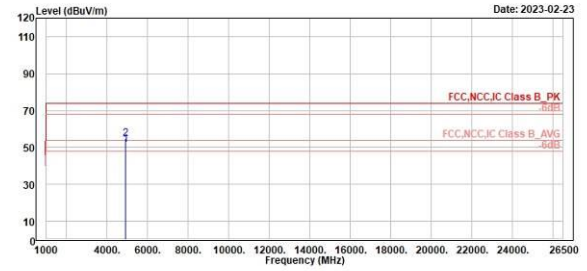
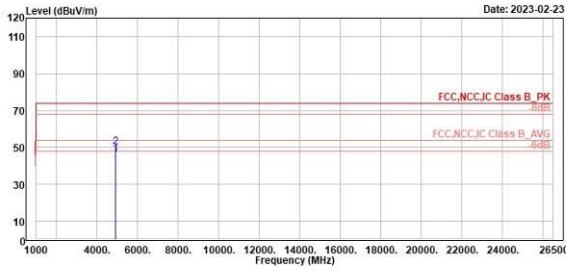
High Channel (Vertical)



TUV Rheinland Taiwan Ltd.
No. 458-18, Sec 2, Fenhiao, Linkou Dist., New Taipei City 244, Taiwan(R.O.C.)
Tel: +886-2172-1000 Fax: +886-2172-1322



TUV Rheinland Taiwan Ltd.
No. 458-18, Sec 2, Fenhiao, Linkou Dist., New Taipei City 244, Taiwan(R.O.C.)
Tel: +886-2172-1000 Fax: +886-2172-1322



Freq	Level	Read Level	Factor	Limit Line	Over Limit	APos	TPos	Remark	Pol/Phase	Note
MHz	dBuV/m	dBuV	dB/m	dBuV/m	dB	cm	deg			
1	4924.00	46.17	37.77	8.40	54.00	-7.83	400	243 Average	Horizontal	
2	4924.00	50.33	41.93	8.40	74.00	-23.67	400	243 Peak	Horizontal	

Freq	Level	Read Level	Factor	Limit Line	Over Limit	APos	TPos	Remark	Pol/Phase	Note
MHz	dBuV/m	dBuV	dB/m	dBuV/m	dB	cm	deg			
1	4924.00	51.59	43.19	8.40	54.00	-2.41	272	243 Average	Vertical	
2	4924.00	54.71	46.31	8.40	74.00	-19.29	272	243 Peak	Vertical	

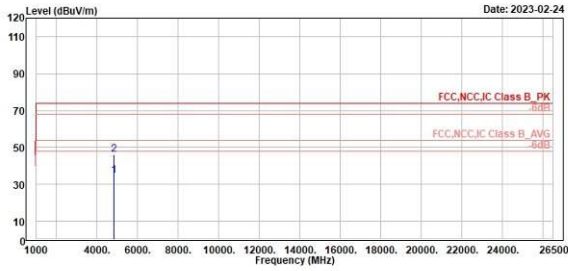
802.11g

Low Channel (Horizontal)

Low Channel (Vertical)



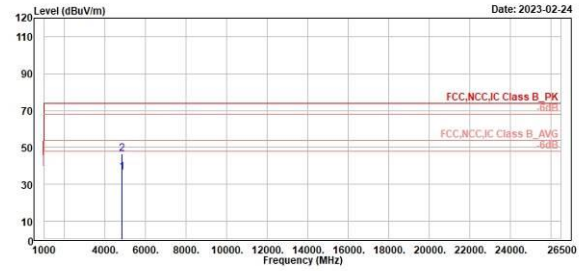
TUV Rheinland Taiwan Ltd.
No. 458-18, Sec 2, Fenhiao, Linkou Dist., New Taipei City 244, Taiwan(R.O.C.)
Tel: +886-2172-1000 Fax: +886-2172-1322



1	2	Read Level	Level Factor	Limit Line	Over Limit	APos	TPos	Remark	Pol/Phase	Note
MHz	dBuV/m	dBuV	dB/m	dBuV/m	dB	cm	deg			
1	4824.00	34.88	26.47	8.41	54.00	-19.12	190	197 Average	Horizontal	
2	4824.00	45.87	37.46	8.41	74.00	-28.13	180	197 Peak	Horizontal	



TUV Rheinland Taiwan Ltd.
No. 458-18, Sec 2, Fenhiao, Linkou Dist., New Taipei City 244, Taiwan(R.O.C.)
Tel: +886-2172-1000 Fax: +886-2172-1322



1	2	Read Level	Level Factor	Limit Line	Over Limit	APos	TPos	Remark	Pol/Phase	Note
MHz	dBuV/m	dBuV	dB/m	dBuV/m	dB	cm	deg			
1	4824.00	36.28	27.87	8.41	54.00	-17.72	300	236 Average	Vertical	
2	4824.00	46.32	37.91	8.41	74.00	-27.68	300	236 Peak	Vertical	

802.11g

Middle Channel (Horizontal)

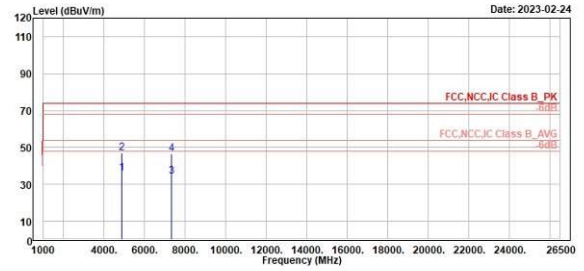
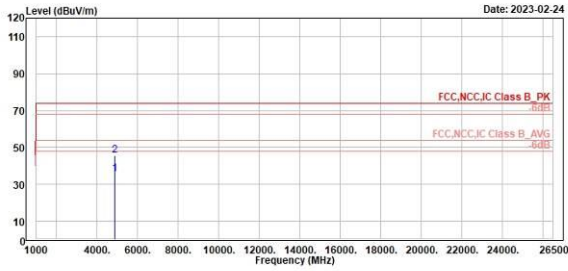
Middle Channel (Vertical)



TUV Rheinland Taiwan Ltd.
No. 458-18, Sec 2, Fenhiao, Linkou Dist., New Taipei City 244, Taiwan(R.O.C.)
Tel: +886-2172-1000 Fax: +886-2172-1322



TUV Rheinland Taiwan Ltd.
No. 458-18, Sec 2, Fenhiao, Linkou Dist., New Taipei City 244, Taiwan(R.O.C.)
Tel: +886-2172-1000 Fax: +886-2172-1322



Freq	Level	Read Level	Factor	Limit Line	Over Limit	APos	TPos	Remark	Pol/Phase	Note
MHz	dBuV/m	dBuV	dB/m	dBuV/m	dB	cm	deg			
1	4874.00	35.70	27.30	8.40	54.00	-18.30	400	126 Average	Horizontal	
2	4874.00	45.83	37.43	8.40	74.00	-28.17	400	126 Peak	Horizontal	

Freq	Level	Read Level	Factor	Limit Line	Over Limit	APos	TPos	Remark	Pol/Phase	Note
MHz	dBuV/m	dBuV	dB/m	dBuV/m	dB	cm	deg			
1	4874.00	36.10	27.70	8.40	54.00	-17.90	100	141 Average	Vertical	
2	4874.00	46.97	38.57	8.40	74.00	-27.03	100	141 Peak	Vertical	
3	7311.00	34.41	25.31	9.10	54.00	-19.59	400	167 Average	Vertical	
4	7311.00	46.52	37.42	9.10	74.00	-27.48	400	167 Peak	Vertical	

802.11g

High Channel (Horizontal)

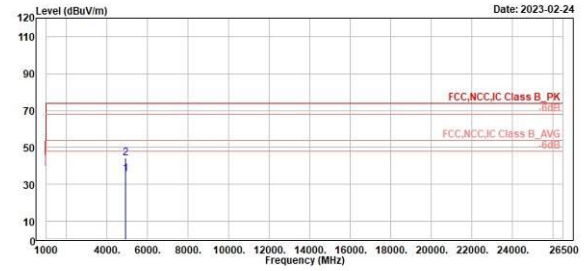
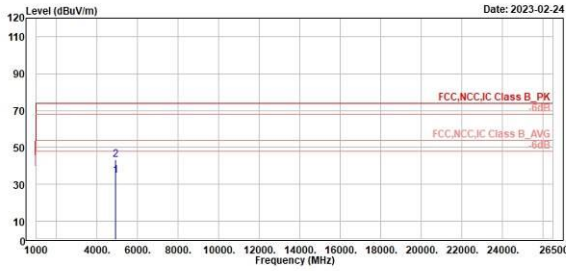
High Channel (Vertical)



TUV Rheinland Taiwan Ltd.
No. 458-18, Sec 2, Fenhiao, Linkou Dist., New Taipei City 244, Taiwan(R.O.C.)
Tel: +886-2172-1000 Fax: +886-2172-1322



TUV Rheinland Taiwan Ltd.
No. 458-18, Sec 2, Fenhiao, Linkou Dist., New Taipei City 244, Taiwan(R.O.C.)
Tel: +886-2172-1000 Fax: +886-2172-1322



Freq	Level	Read Level	Factor	Limit Line	Over Limit	APos	TPos	Remark	Pol/Phase	Note
MHz	dBuV/m	dBuV	dB/m	dBuV/m	dB	cm	deg			
1	4924.00	34.59	26.19	8.40	54.00	-19.41	100	14 Average	Horizontal	
2	4924.00	43.50	35.10	8.40	74.00	-30.50	100	14 Peak	Horizontal	

Freq	Level	Read Level	Factor	Limit Line	Over Limit	APos	TPos	Remark	Pol/Phase	Note
MHz	dBuV/m	dBuV	dB/m	dBuV/m	dB	cm	deg			
1	4924.00	35.59	27.19	8.40	54.00	-18.41	100	173 Average	Vertical	
2	4924.00	44.36	35.96	8.40	74.00	-29.64	100	173 Peak	Vertical	

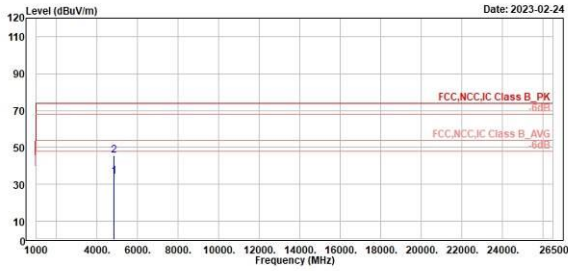
802.11n HT20

Low Channel (Horizontal)

Low Channel (Vertical)



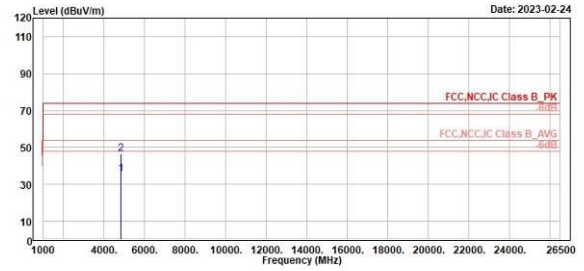
TUV Rheinland Taiwan Ltd.
No. 458-18, Sec 2, Fenhiao, Linkou Dist., New Taipei City 244, Taiwan(R.O.C.)
Tel: +886-2172-1000 Fax: +886-2172-1322



Freq	Level	Read Level Factor	Limit Line	Over Limit	APos	TPos	Remark	Pol/Phase	Note
MHz	dBuV/m	dBuV	dB/m	dBuV/m	dB	cm	deg		
1	4824.00	34.20	25.79	8.41	54.00	-19.80	100	263 Average	Horizontal
2	4824.00	45.69	37.28	8.41	74.00	-28.31	100	263 Peak	Horizontal



TUV Rheinland Taiwan Ltd.
No. 458-18, Sec 2, Fenhiao, Linkou Dist., New Taipei City 244, Taiwan(R.O.C.)
Tel: +886-2172-1000 Fax: +886-2172-1322



Freq	Level	Read Level Factor	Limit Line	Over Limit	APos	TPos	Remark	Pol/Phase	Note
MHz	dBuV/m	dBuV	dB/m	dBuV/m	dB	cm	deg		
1	4824.00	35.60	27.19	8.41	54.00	-18.40	300	203 Average	Vertical
2	4824.00	46.48	38.07	8.41	74.00	-27.52	300	203 Peak	Vertical

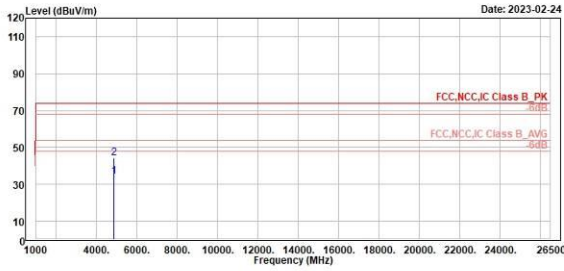
802.11n HT20

Middle Channel (Horizontal)

Middle Channel (Vertical)



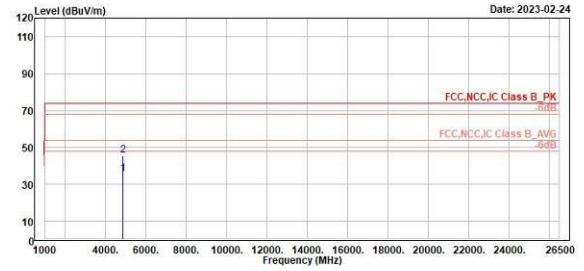
TUV Rheinland Taiwan Ltd.
No. 458-18, Sec 2, Fenliao, Linkou Dist., New Taipei City 244, Taiwan(R.O.C.)
Tel: +886-2172-1000 Fax: +886-2172-1322



Freq	Level	Read Level	Factor	Limit Line	Over Limit	APos	TPos	Remark	Pol/Phase	Note
MHz	dBuV/m	dBuV	dB/m	dBuV/m	dB	cm	deg			
1	4874.00	34.20	25.89	8.40	54.00	-19.80	100	240 Average	Horizontal	
2	4874.00	44.25	35.85	8.40	74.00	-29.75	100	240 Peak	Horizontal	



TUV Rheinland Taiwan Ltd.
No. 458-18, Sec 2, Fenliao, Linkou Dist., New Taipei City 244, Taiwan(R.O.C.)
Tel: +886-2172-1000 Fax: +886-2172-1322



Freq	Level	Read Level	Factor	Limit Line	Over Limit	APos	TPos	Remark	Pol/Phase	Note
MHz	dBuV/m	dBuV	dB/m	dBuV/m	dB	cm	deg			
1	4874.00	35.62	27.22	8.40	54.00	-18.38	100	222 Average	Vertical	
2	4874.00	45.59	37.19	8.40	74.00	-28.41	100	222 Peak	Vertical	

802.11n HT20

High Channel (Horizontal)

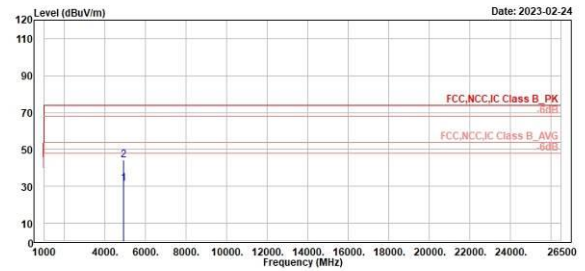
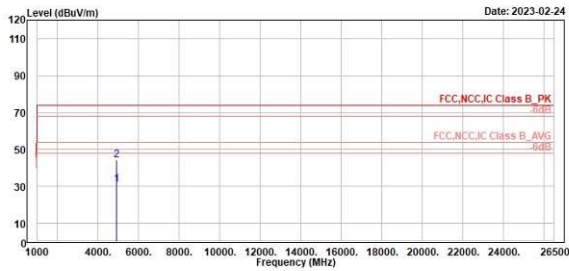
High Channel (Vertical)



TUV Rheinland Taiwan Ltd.
No. 458-18, Sec 2, Fenhiao, Linkou Dist., New Taipei City 244, Taiwan(R.O.C.)
Tel: +886-2172-1000 Fax: +886-2172-1322



TUV Rheinland Taiwan Ltd.
No. 458-18, Sec 2, Fenhiao, Linkou Dist., New Taipei City 244, Taiwan(R.O.C.)
Tel: +886-2172-1000 Fax: +886-2172-1322



Freq	Level	Read Level	Factor	Limit	Over	APos	TPos	Remark	Pol/Phase	Note
MHz	dBuV/m	dBuV	dB/m	dBuV/m	dB	cm	deg			
1	4924.00	31.22	22.82	8.40	54.00	-22.78	300	214 Average	Horizontal	
2	4924.00	44.27	35.87	8.40	74.00	-29.73	300	214 Peak	Horizontal	

Freq	Level	Read Level	Factor	Limit	Over	APos	TPos	Remark	Pol/Phase	Note
MHz	dBuV/m	dBuV	dB/m	dBuV/m	dB	cm	deg			
1	4924.00	31.27	22.87	8.40	54.00	-22.73	100	238 Average	Vertical	
2	4924.00	44.19	35.79	8.40	74.00	-29.81	100	238 Peak	Vertical	

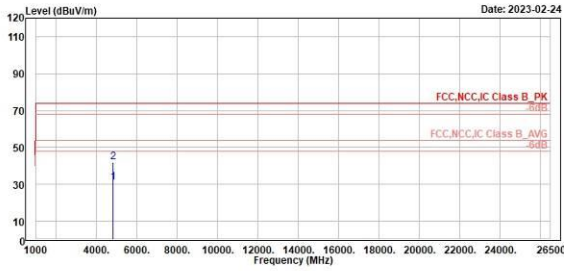
802.11n HT40

Low Channel (Horizontal)

Low Channel (Vertical)



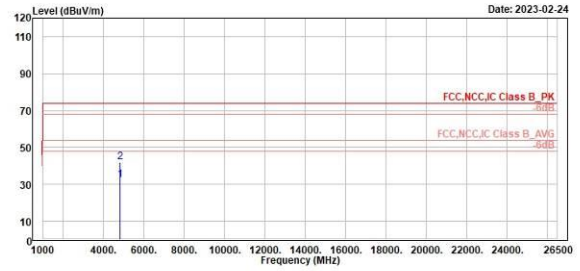
TUV Rheinland Taiwan Ltd.
No. 458-18, Sec 2, Fenhiao, Linkou Dist., New Taipei City 244, Taiwan(R.O.C.)
Tel: +886-2172-1000 Fax: +886-2172-1322



Line	Freq	Level	Read Level	Level Factor	Limit Line	Over Limit	APos	TPos	Remark	Pol/Phase	Note
	MHz	dBuV/m	dBuV	dB/m	dBuV/m	dB	cm	deg			
1	4844.00	39.88	22.41	8.47	54.00	-23.12	300	274	Average	Horizontal	
2	4844.00	41.87	33.40	8.47	74.00	-32.13	300	274	Peak	Horizontal	



TUV Rheinland Taiwan Ltd.
No. 458-18, Sec 2, Fenhiao, Linkou Dist., New Taipei City 244, Taiwan(R.O.C.)
Tel: +886-2172-1000 Fax: +886-2172-1322



Line	Freq	Level	Read Level	Level Factor	Limit Line	Over Limit	APos	TPos	Remark	Pol/Phase	Note
	MHz	dBuV/m	dBuV	dB/m	dBuV/m	dB	cm	deg			
1	4844.00	32.21	23.74	8.47	54.00	-21.79	400	15	Average	Vertical	
2	4844.00	41.98	33.51	8.47	74.00	-32.62	400	15	Peak	Vertical	

802.11n HT40

Middle Channel (Horizontal)

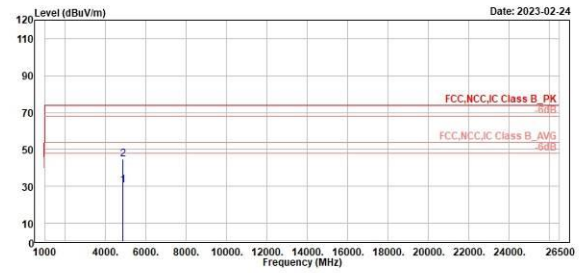
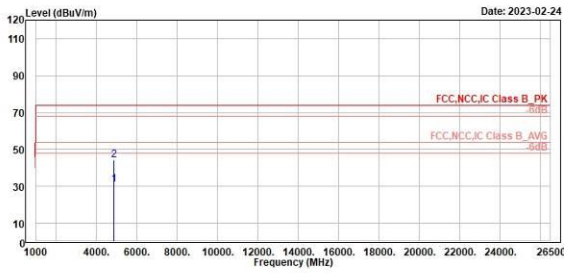
Middle Channel (Vertical)



TÜV Rheinland Taiwan Ltd.
No. 458-18, Sec 2, Fenhiao, Linkou Dist., New Taipei City 244, Taiwan(R.O.C.)
Tel: +886-2172-1000 Fax: +886-2172-1322



TÜV Rheinland Taiwan Ltd.
No. 458-18, Sec 2, Fenhiao, Linkou Dist., New Taipei City 244, Taiwan(R.O.C.)
Tel: +886-2172-1000 Fax: +886-2172-1322



Freq	Level	Read Level	Factor	Limit Line	Over Limit	APos	TPos	Remark	Pol/Phase	Note
MHz	dBuV/m	dBuV	dB/m	dBuV/m	dB	cm	deg			
1	4874.00	39.88	22.48	8.40	54.00	-23.12	100	42 Average	Horizontal	
2	4874.00	44.19	35.79	8.40	74.00	-29.81	100	42 Peak	Horizontal	

Freq	Level	Read Level	Factor	Limit Line	Over Limit	APos	TPos	Remark	Pol/Phase	Note
MHz	dBuV/m	dBuV	dB/m	dBuV/m	dB	cm	deg			
1	4874.00	39.78	22.38	8.40	54.00	-23.22	300	240 Average	Vertical	
2	4874.00	44.90	36.50	8.40	74.00	-29.10	300	240 Peak	Vertical	

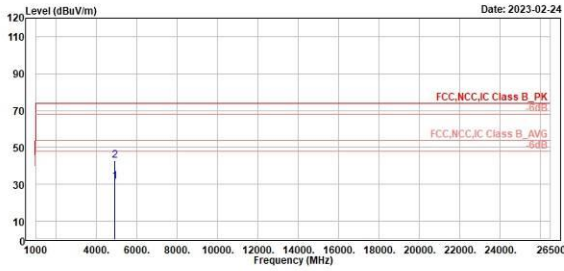
802.11n HT40

High Channel (Horizontal)

High Channel (Vertical)



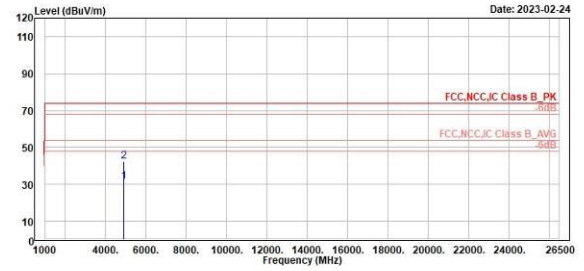
TUV Rheinland Taiwan Ltd.
No. 458-18, Sec 2, Fenhiao, Linkou Dist., New Taipei City 244, Taiwan(R.O.C.)
Tel: +886-2172-1000 Fax: +886-2172-1322



Freq	Level	Read Level	Factor	Limit Line	Over Limit	APos	TPos	Remark	Pol/Phase	Note
MHz	dBuV/m	dBuV	dB/m	dBuV/m	dB	cm	deg			
1	4904.00	31.53	23.18	8.35	54.00	-22.47	100	41 Average	Horizontal	
2	4904.00	42.82	34.47	8.35	74.00	-31.18	100	41 Peak	Horizontal	



TUV Rheinland Taiwan Ltd.
No. 458-18, Sec 2, Fenhiao, Linkou Dist., New Taipei City 244, Taiwan(R.O.C.)
Tel: +886-2172-1000 Fax: +886-2172-1322



Freq	Level	Read Level	Factor	Limit Line	Over Limit	APos	TPos	Remark	Pol/Phase	Note
MHz	dBuV/m	dBuV	dB/m	dBuV/m	dB	cm	deg			
1	4904.00	31.55	23.20	8.35	54.00	-22.45	100	360 Average	Vertical	
2	4904.00	42.85	34.30	8.35	74.00	-31.35	100	360 Peak	Vertical	

Mains Conducted Emission, 150kHz ~ 30MHz

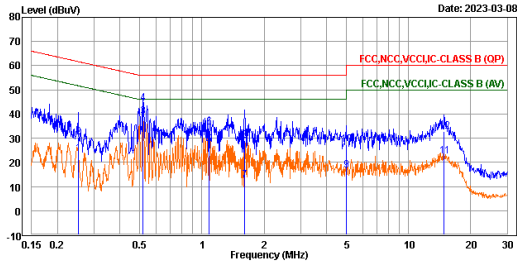
Worst Band

(Line)

(Neutral)



TÜV Rheinland Taiwan Ltd.
No. 458-18, Sec. 2, Fenliiao, Linkou Dist., New Taipei City 244, Taiwan(R.O.C.)
Tel:+886-2172-1000 Fax:+886-2172-1322

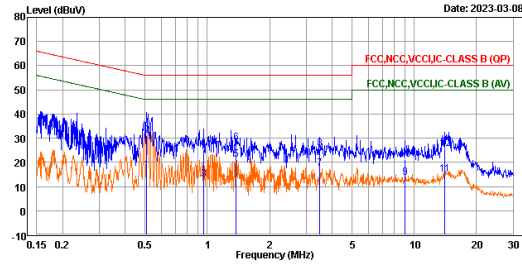


Trace: 1

Line	Freq	Level	Read Level	Factor	Limit	Over	Limit	Remark	Pol/Phase	Note
	MHz	dBuV	dBuV	dB	dBuV	dB	dB			
1	0.25	23.45	13.77	9.68	51.69	-28.24	Average	line1		
2	0.25	30.29	20.61	9.68	61.69	-31.40	QP	line1		
3	0.52	38.87	29.19	9.68	46.00	-7.13	Average	line1		
4	0.52	44.53	34.85	9.68	56.00	-11.47	QP	line1		
5	1.09	27.47	17.78	9.69	46.00	-18.53	Average	line1		
6	1.09	34.43	24.74	9.69	56.00	-21.57	QP	line1		
7	1.61	12.50	2.79	9.71	46.00	-33.50	Average	line1		
8	1.61	29.14	19.43	9.71	56.00	-26.86	QP	line1		
9	4.99	16.72	6.96	9.76	46.00	-29.28	Average	line1		
10	4.99	27.39	17.63	9.76	56.00	-28.61	QP	line1		
11	14.86	22.56	12.74	9.82	50.00	-27.44	Average	line1		
12	14.86	32.84	23.02	9.82	60.00	-27.16	QP	line1		



TÜV Rheinland Taiwan Ltd.
No. 458-18, Sec. 2, Fenliiao, Linkou Dist., New Taipei City 244, Taiwan(R.O.C.)
Tel:+886-2172-1000 Fax:+886-2172-1322



Trace: 1

Line	Freq	Level	Read Level	Factor	Limit	Over	Limit	Remark	Pol/Phase	Note
	MHz	dBuV	dBuV	dB	dBuV	dB	dB			
1	0.51	16.70	7.04	9.66	46.00	-29.30	Average	neutral		
2	0.51	31.13	21.47	9.66	56.00	-24.87	QP	neutral		
3	0.96	12.91	3.25	9.66	46.00	-33.09	Average	neutral		
4	0.96	25.18	15.52	9.66	56.00	-30.82	QP	neutral		
5	1.37	21.23	11.56	9.67	46.00	-24.77	Average	neutral		
6	1.37	28.07	18.40	9.67	56.00	-27.93	QP	neutral		
7	3.48	17.24	7.52	9.72	46.00	-28.76	Average	neutral		
8	3.48	25.59	15.87	9.72	56.00	-30.41	QP	neutral		
9	8.98	13.59	3.80	9.79	50.00	-36.41	Average	neutral		
10	8.98	21.12	11.33	9.79	60.00	-38.88	QP	neutral		
11	13.99	14.92	5.09	9.83	50.00	-35.08	Average	neutral		
12	13.99	25.50	15.67	9.83	60.00	-34.50	QP	neutral		