


Test Set-Up Photos


1. Radiated Emission Test



FRONT VIEW OF TEST



BACK VIEW OF TEST




SETUP WITH MAXIMUM DETECTED EMISSION AT HORIZONTAL POLARIZATION




SETUP WITH MAXIMUM DETECTED EMISSION AT VERTICAL POLARIZATION


2. Fundamental And Spurious Emissions Test



LOW FREQUENCY AT HORIZONTAL POLARIZATION (LYING DIRECTION)




LOW FREQUENCY AT VERTICAL POLARIZATION (LYING DIRECTION)



LOW FREQUENCY AT HORIZONTAL POLARIZATION (SIDE DIRECTION)



LOW FREQUENCY AT VERTICAL POLARIZATION (SIDE DIRECTION)




LOW FREQUENCY AT HORIZONTAL POLARIZATION (STAND DIRECTION)




LOW FREQUENCY AT VERTICAL POLARIZATION (STAND DIRECTION)



HIGH FREQUENCY AT HORIZONTAL POLARIZATION (LYING DIRECTION)




HIGH FREQUENCY AT VERTICAL POLARIZATION (LYING DIRECTION)




HIGH FREQUENCY AT HORIZONTAL POLARIZATION (SIDE DIRECTION)



HIGH FREQUENCY AT VERTICAL POLARIZATION (SIDE DIRECTION)



HIGH FREQUENCY AT HORIZONTAL POLARIZATION (STAND DIRECTION)



HIGH FREQUENCY AT VERTICAL POLARIZATION (STAND DIRECTION)