

TEST SETUP PHOTOS


1 Radiated Test Photo

Coil-1


Below 30MHz



30MHz-1GHz




Close-up



Coil-2


Below 30MHz



30MHz-1GHz




Close-up




Coil-3


Below 30MHz



30MHz-1GHz




Close-up




Simultaneous (Coil-1 + Coil-2 + Coil-3)


Below 30MHz



30MHz-1GHz



Close-up



2 Conducted Emissions

Coil-1

Test Photo 1



Test Photo 2



Coil-2

Test Photo 1



Test Photo 2



Coil-3

Test Photo 1



Test Photo 2



Simultaneous (Coil-1 + Coil-2 + Coil-3)

Test Photo 1



Test Photo 2

